1965/72

FORD CAR

FINAL ISSUE

Master Parts and Accessories

CATALOG

PRODUCED ON CD BY HALPERT_AUCTIONS
HALPERT@OPTONLINE.NET

Form FP 7635-A & B

PART 2A

APPLICATIONS, DESCRIPTIONS & NUMBERS

Supersedes All Previous Issues, Changes and Revisions

May, 1975

FINAL ISSUE

COPYRIGHT © 1975 — FORD MOTOR COMPANY — DEARBORN, MICHIGAN

HALPERT_AUCTIONS

MASTER PARTS AND ACCESSORIES CATALOG

FORM FP 7635-A
(Text Only)
Ford Motor Company

INDEX

Abbreviations 16,17
Attaching Parts (Nuts, Bolts, etc.) 12
Body Type Codes 12
Build Date . . . . . See Owner Card
D.S.O. 13
Engine Assembly Plant Codes 39
F.S.O. 13
Formats 11
General Instructions 2
How to Order Parts 13
How to Use This Catalog 2
Identification 3
Liquid measure 12
L.P.O. 13
Locator Codes 12
Metric to Inches Conversion Chart 14,15
Model Year Application 12
Owner Card 23
Soft Trim 12
Symbols Used Regularly in Catalog 11
Vehicle Catalog Codes 11

FORD PART NUMBERING SYSTEM

Body Parts Group Numbering System 4
Explanation of the Ford Part Numbering System 3
Ford Basic Part Numbering . . . . . 8 thru 10
Group Numbers and Related Catalog Sections 7
Motorcraft Sales Numbers 11
Part Name Index (Body Parts) 6
Part Name Index (Chassis) . . . . . 4 thru 6

WARRANTY PLATE and CERTIFICATION LABEL (except BRONCO)

Assembly Plant Codes 24
Body Type Codes . . . . . 31 thru 34
Car Line Codes 39
Certification Label Diagram 22
Color Codes (Exterior Paint) 35
Diagrams and Instructions . . . . . 18 thru 23
District Codes 39
Drive Codes 38
Engine Assembly Plant Codes 39
Engine Codes 29,30
Month Codes 36
Numerical Sequence of Assembly 30
Owner Card Diagram 23
Rear Axle Ratio Codes 37
Serial Number 22
Series Codes . . . . . 25 thru 28
Transmission Codes 38
Trim Codes 35
Vehicle Identification Number 22
Warranty Plate Diagrams . . . . . 18 thru 21
Year Codes 24

BRONCO WARRANTY PLATE and CERTIFICATION LABEL

Assembly Plant Codes 43
Body Type Codes 43
Certification Label Diagram 42
Color Codes (Exterior Paint) 44
Diagrams and Instructions . . . . . 40 thru 42
Engine Codes 43
Front Axle Codes 44
Model Codes 43
Numerical Sequence of Assembly 43
Rear Axle Ratio Codes 44
Transmission Codes 44
Trim Codes 44
Warranty Plate Diagrams 40,41

COPYRIGHT © 1975 — FORD MOTOR COMPANY — DEARBORN, MICHIGAN

HALPERT AUCTIONS

FORD CAR PARTS

GENERAL INSTRUCTIONS

This Ford Car Master Parts Catalog contains replacement parts and accessories information for Ford, Fairlane/Torino, Mustang, Thunderbird, Bronco, Falcon, Maverick and Pinto for model years 1965 through 1972 for U.S. and Canadian built vehicles. Unique Canadian part numbers and applications have been identified by a symbol (♦) and footnoted. Unique U.S. part numbers and applications have been identified by a symbol (☆) and footnoted. Use this "text" catalog in conjunction with the "illustration" catalog, Form FP-7635-B.

Refer to the Index on page 1 for a listing of the various items appearing in the General Information Section.

HOW TO USE THIS CATALOG

There are three ways of finding part numbers.

1. By Part Name.
2. By Illustration
3. By Identification.

Should an inquiry be received for a rear carrier plate for a 1971 Thunderbird:

BY PART NAME -

A. Refer to the Chassis Parts Alphabetical Index.

B. Refer to the alphabetical nomenclature and find the part name "Plate (rear carrier)". The group number listed is 2211-2.

C. Refer to group number 2211-2 and locate vehicle catalog code "S" (for Thunderbird). Find 1971 (71) in the "YEAR" column.

D. The part numbers shown are C7AZ 2211-E for right hand and C7AZ 2212-E for left hand.

BY ILLUSTRATION -

A. Refer to the Illustration Catalog (Form FP-7635-B) to the divider marked "WHEELS, BRAKES".

B. Refer to the index immediately behind the divider and find the illustration titles for 1971 S (Thunderbird).

C. Under the heading "BRAKES" find the "Brake details (drum rear)" illustration for the 1971 Thunderbird.

D. Refer to the illustration designated (on page 4 of Illustration Section 20.1) and find the group number for the rear carrier plate to be 2211-2.

E. Refer to group number 2211-2 in this Text catalog and locate vehicle catalog code "S" (for Thunderbird). Find 1971 (71) in the "YEAR" column.

F. The part numbers shown are C7AZ 2211-E for right hand and C7AZ 2212-E for left hand.

HALPERT_AUCTIONS

BY IDENTIFICATION -

Certain parts and most major assemblies are identified with a part number shown on an attached tag or plate or on the part itself. Reference to identification numbers is made throughout the catalog and cross reference charts are included in some sections to provide immediate knowledge of the service part number when the identification number is known.

IMPORTANT - Identification tags and plates must be retained with the part or assembly with which they are originally supplied.

R. H. and L. H. PARTS

The driver's side is the left hand side of the vehicle and determines whether such parts as fenders, lamps, etc. are right or left hand.

Most Right Hand and Left Hand parts are listed in the manner shown in the following examples. The model application pertaining to the Right Hand part also pertains to the Left Hand part.

EXAMPLE 1 - Right Hand and Left Hand on separate lines

GROUP NUMBER	YEAR	BODY TYPE	DESCRIPTION	PART NUMBER	QTY.
21872-3	**SPRING - DOOR LATCH TOGGLE**				
	67	A,B,F,S,U,X	R.H.	C7AZ 6221872-B	1 or 2
	68	A			1 or 2
	68/70	S			1 or 2
			L.H.	C7AZ 6221873-B	1 or 2

EXAMPLE 2 - Right Hand and Left Hand implied by quantity

	68/69	B(54,71)		C8OZ 5421940-A	2
	68/69	B(62,63,76)		C8OZ 6321940-A	2

EXAMPLE 3 - Right Hand and Left Hand in adjacent columns

GROUP NUMBER	YEAR	BODY TYPE	DESCRIPTION	PART NUMBER		QTY.
				RIGHT HAND	LEFT HAND	
27846-7	**PANEL - QUARTER - continued -**		Drill holes as required			
			-B -			
	67	B(66)		C7OZ 6627846-A	C7OZ 6627847-A	1
	67	B(71)		C7OZ 7127846-A	C7OZ 7127847-A	1

EXPLANATION OF THE FORD PART NUMBERING SYSTEM

For greater convenience this catalog is divided into specific sections; such as brakes, front suspension, engine, transmission, etc. For example, FRONT SUSPENSION appears in Section 30, STEERING in Section 35, REAR AXLE in Section 40, etc. The applicable exploded illustrations are contained in separate sections which are related to the Text Section numbers. For example STEERING Illustrations appear in Illustration Section 35 of the "Illustrations" Catalog, Form FP-7635-B.

The basic part number groups and the section numbers under which each is listed are shown on page 7 of the General Information Section.

The basic part number groups shown on page 7 have been expanded as shown in the Charts on pages 8, 9 and 10 to provide for additional groups to accomodate new lines. In numerical listings, expanded numbers will be considered to follow the same sequence as the regular basic numbers from which they are expanded and are arranged in Catalogs as follows.

3538
3C538
3634
3A634

Illustrations contain basic or group numbers only, therefore, it is necessary to refer to the basic or group within this "text" catalog for complete applicable part numbers.

COPYRIGHT © 1975 — FORD MOTOR COMPANY — DEARBORN, MICHIGAN

HALPERT_AUCTIONS

BODY PARTS GROUP NUMBERING SYSTEM

FOLLOWING IS A DIAGRAM OF THE BODY PARTS GROUP NUMBERING SYSTEM

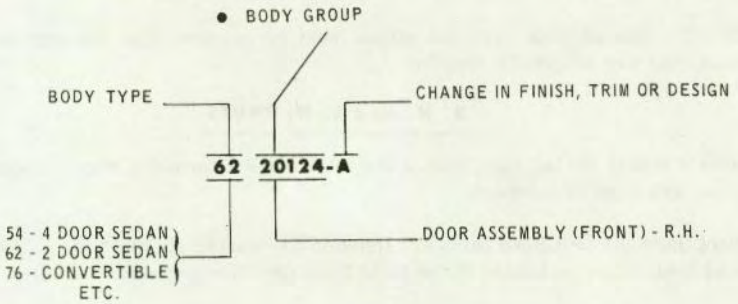

- These five digits comprise the Body Group Numbers used throughout each body parts section.

A complete group index of body parts has been included at the end of the Alphabetical Index.

PART NAME INDEX

Below are various major groups appearing in the Chassis and Body Sections of this catalog.

CHASSIS PARTS INDEX

MAJOR GROUP	*TABBED DIVIDER TITLE	SECTION
Air Cleaner		96
Accelerator Linkage	Fuel-Carburetor-Accelerator	97
Air Conditioner	Speedometer-Bumper	190
Alternator	Generator-Starter-Distributor	103
Automatic Transmission	Automatic Transmission	A70
Axle (Rear)	Front Suspension-Steering-Rear Axle	40
Battery	Generator-Starter-Distributor	106
Belt (Drive)	Cooling-Grille	86.1
Brake System	Paint-Wheel-Brake	20
Bulbs	Lamps - Wiring	130
Bumpers	Speedometer-Bumper	176
Cap (Radiator)	Cooling-Grille	80
Carburetor	Fuel-Carburetor-Accelerator	95
Carrier (Wheel)	Paint-Wheel-Brake	10
Clutch	Manual Transmission-Clutch	75
Clutch Assy. (Fan)	Cooling-Grille	86
Cooling System	Cooling-Grille	80
Distributor	Generator-Starter-Distributor	120
Drive Belt	Cooling - Grille	86.1
Drive Shaft	Front Suspension-Steering-Rear Axle	46
Engine	Engine	60
Exhaust System	Frame-Muffler-Spring	52

* Applicable to Loose Leaf Catalogs only

HALPERT_AUCTIONS

PART NAME INDEX

CHASSIS PARTS INDEX - continued

MAJOR GROUP	*TABBED DIVIDER TITLE	SECTION
Fan	Cooling-Grille	86
Fenders	Fender-Hood	160
Frame	Frame-Muffler-Spring	50
Front Suspension	Front Suspension-Steering-Rear Axle	30
Fuel Pump	Fuel-Carburetor-Accelerator	93
Fuel Tank	Fuel-Carburetor-Accelerator	90
Gear Shift Lever	Manual Transmission-Clutch	71
Generator	Generator-Starter-Distributor	100
Grille	Cooling-Grille	80
Heater	Speedometer-Bumper	184
Hood	Fender-Hood	166
Horns	Lamps-Wiring	137
Hose (Radiator)	Cooling-Grille	80
Ignition Switch	Generator-Starter-Distributor	110
Instrument Cluster	Generator-Starter-Distributor	106
Jack	Speedometer-Bumper	170
Lamps	Lamps-Wiring	130
Lever (Gearshift)	Manual Transmission - Clutch	71
Linkage (Accelerator)	Fuel-Carburetor-Accelerator	97
Linkage (Steering)	Front Suspension-Steering-Rear Axle	30
Manifold	Fuel-Carburetor-Accelerator	94
Mirrors	Speedometer-Bumper	176
Main Wiring	Lamps - Wiring	140
Pulley (Water Pump)	Cooling-Grille	85
Pump (Fuel)	Fuel-Carburetor-Accelerator	93
Pump (Water)	Cooling-Grille	85
Radiator	Cooling-Grille	80
Radio	Speedometer-Bumper	184
Rear Axle	Front Suspension-Steering-Rear Axle	40
Regulator (Voltage)	Generator-Starter-Distributor	100
Shaft (Drive)	Front Suspension-Steering-Rear Axle	46
Shift (Gear)	Manual Transmission-Clutch	71
Shock Absorber	Speedometer-Bumper	180
Shroud (Fan)	Cooling-Grille	80
Spacer (Pulley to Fan)	Cooling-Grille	85
Speed Control	Fuel-Carburetor-Accelerator	97
Speedometer	Speedometer-Bumper	170
Springs	Frame-Muffler-Spring	53
Stabilizer	Frame-Muffler-Spring	54
Steering Gear	Front Suspension-Steering-Rear Axle	35
Steering Linkage	Front Suspension-Steering-Rear Axle	30
Suspension (Front)	Front Suspension-Steering-Rear Axle	30
Tachometer	Speedometer-Bumper	173
Tank (Fuel)	Fuel-Carburetor-Accelerator	90
Thermactor	Fuel-Carburetor-Accelerator	94
Thermostat (Water)	Cooling-Grille	85
Transmission (Automatic)	Automatic Transmission	A70
Transmission (Manual)	Manual Transmission-Clutch	70
Voltage Regulator	Generator-Starter-Distributor	100

COPYRIGHT © 1975 — FORD MOTOR COMPANY — DEARBORN, MICHIGAN

HALPERT_AUCTIONS

PART NAME INDEX

CHASSIS PARTS INDEX - continued

MAJOR GROUP	*TABBED DIVIDER TITLE	SECTION
Water Pump	Cooling-Grille	85
Wheels	Paint-Wheel-Brake	10
Windshield Washer	Speedometer-Bumper	176
Windshield Wiper	Speedometer-Bumper	175
Wiring (Main)	Lamps-Wiring	140

BODY and SOFT TRIM PARTS INDEX

Auxiliary Seat	Seat	600
Center Body Pillar	Side-Door-Pillar-Quarter	240
Console	Body Front-Floor	042
Cowl	Body Front-Floor	020
Dash Panel	Body Front-Floor	000
Door (Front)	Side-Door-Pillar-Quarter	200
Door (Rear)	Side-Door-Pillar-Quarter	240
Floor	Body Front-Floor	100
Folding Top	Soft Trim	Soft Trim
Folding Top Mechanism	Back-Luggage Compartment	520
Front Door	Side-Door-Pillar-Quarter	200
Front Seat Track	Seat	617
Glove Compartment	Body Front-Floor	047
Instrument Panel	Body Front-Floor	042
Luggage Compartment	Back-Luggage Compartment	400
Package Tray	Back-Luggage Compartment	440
Pillar (Center Body)	Side-Door-Pillar-Quarter	240
Quarter	Side-Door-Pillar-Quarter	270
Rear Door	Side-Door-Pillar-Quarter	240
Rear Seat	Seat	600
Roof	Back-Luggage Compartment	500
Seat (Auxiliary)	Seat	600
Seat (Rear)	Seat	600
Tail Gate	Back-Luggage Compartment	400
Top (Folding)	Soft Trim	Soft Trim
Top Mechanism (Folding)	Back-Luggage Compartment	520
Track (Front Seat)	Seat	617
Windshield	Body Front-Floor	030

* Applicable to Loose Leaf Catalogs only

HALPERT_AUCTIONS

GROUP NUMBERS and RELATED CATALOG SECTIONS

Following is an index of the basic group numbers and their related catalog section numbers. A more detailed listing of the basic group numbers, their related expansion numbers and functional areas is shown on the next three pages.

CHASSIS PARTS

BASIC GROUP NUMBER	CATALOG SECTION NO.
Miscellaneous	Paint
1000 - 1999	10
2000 - 2099	20
2001 and 2200 Kit Contents	20.1
2100 - 2199	21
2200 - 2299	22
2300 - 2399	23
2400 - 2999	24
3000 - 3499	30
3500 - 3599	35
3600 - 3999	36, 37
P/S Kits	36.1
4000 - 4599	40
4600 - 4999	46
5000 - 5199	50
5200 - 5299	52
Exhaust Charts	52.65 thru 52.72
5300 - 5399	53
Spring Charts	53.65 thru 53.72
5400 - 5999	54
6000-6898 Engine Ident. Chart	60
4 cyl. 98,122	60.1
6 cyl. 170,200,250	60.2
6 cyl. 240	60.3
8 cyl. 260,289, 289 Spec.	60.4
8 cyl. 302, 302 Spec.	60.5
8 cyl. 351, 351 Spec.	60.5A
8 cyl. 352,390, 390 Spec.	60.6
8 cyl. 400	60.7
8 cyl. 427	60.8
8 cyl. 428,429, 429 Spec.	60.9

BASIC GROUP NUMBER	CATALOG SECTION NO.
Manual Trans. - except Linkage 6900 - 7999 Identification and Application Chart Parts Lists	70
2.77 - 1965/67	70.1
G/4/S-1971/	70.2
E/4/S - 1971/	70.2
O/D - 1965/67	70.3
3.03 - 1965/	70.4
D/4/S - 1965/66	70.5
F/4/S - 1965/	70.6
W/4/S - 1965/66	70.7
Transfer Case	70.8
Manual Trans. - Linkage, etc. 7000 - 7299	71
7300 - 7400	73
7500 - 7999	75
Automatic trans. except Linkage 7000 - 7999 Identification and Application Charts Parts List	A70
C/M - 1965/	A70.3
C4 - 1965/	A70.4
C6 - 1966/	A70.5
Automatic Trans. Linkage, etc. 7000 - 7199	A71
7200 - 7399	A72
7400 - 7999	A74
8000 - 8499	80
8500 - 8599	85
8600 - 8999	86
Fan Belt Ident. Chart	86.1
Ford Racing Belts	86.2
Belt Application Charts	86.65 thru 86.72
9000 - 9299	90
9300 - 9399	93
9400 - 9499	94
9500 - 9599	95
Carburetor - Parts Lists	95.1 thru 95.34

BASIC GROUP NUMBER	CATALOG SECTION NO.
Carburetor Kit Components 9600 - 9699	95A
9700 - 9999	96
10000 - 10299	97
10300 - 10599	100
Alternator Ident. Chart	103
Alternator Parts Lists	103.2, 103.4, 103.5
10600 - 10999	106
11000 - 11999	110
Starter Ident. Chart	110
Starter Parts Lists	110.2 thru 110.4
12000 - 12999	120
Distributor Ident. Chart	120
Distributor Parts Lists	120.1 thru 120.5
13000 - 13399	130
13400 - 13699	134
13700 - 13999	137
14000 - 14399	140
14400 - 14499	144
14500 - 14999	145
15000 - 15999	150
16000 - 16099	160
16100 - 16599	161
16600 - 16999	166
17000 - 17299	170
Speedometer Gears	172
Speedometer Gear Application Charts	172.65 thru 172.72
17300 - 17399	173
17400 - 17599	175
17600 - 17999	176
18000 - 18399	180
18400 - 18999	184
19000 - 19999	190

BODY PARTS

BASIC GROUP NUMBER	BODY SECTION NO.
70000 - 79999	A70.1 thru A70.5
00000 - 01999	000
02000 - 02999	020
03000 - 04199	030
04200 - 04699	042
04700 - 09999	047
10000 - 19999	100
20000 - 20999	200
21000 - 21999	210
22000 - 22999	220
23000 - 23999	230
24000 - 25999	240
26000 - 26999	260
27000 - 27999	270
28000 - 28999	280
29000 - 29499	290
29500 - 29999	295
30000 - 39999	300
40000 - 41999	400
42000 - 42999	420
43000 - 43999	430
44000 - 49999	440
50000 - 50999	500
51000 - 51999	510
52000 - 59999	520
60000 - 60999	600
61000 - 61999	610, 615, 617
62000 - 69999	620
00000 - 69999 (AS APPLICABLE)	SOFT TRIM - By MODEL YEAR

COPYRIGHT © 1975 — FORD MOTOR COMPANY — DEARBORN, MICHIGAN

FINAL ISSUE

HALPERT_AUCTIONS

FORD BASIC PART NUMBERING SYSTEM

CHASSIS, ENGINE and ELECTRICAL BASIC NUMBER SERIES

BASIC PART NO. SERIES	BASIC SERIES EXPANSION	PARTS WHICH QUALIFY BY FUNCTIONAL AREA
1000-1250	1A000-1A250	Wheels, hubs, and drums
1251-1349	1A251-1A349	Open numbers
1350-1499	1A350-1A499	Spare wheel carrier
1500-1724	1A500-1A724	Tires and tubes
1725-1999	1A725-1A999	Open numbers
2000-2874	2A000-2A874	Brakes
2875-2999	2A875-2A999	Air compressor
3000-3499	3A000-3A499	Front axles and front suspensions
3500-3776	3A500-3A776	Steering gear and steering wheel
3777-3999	3A777-3A999	Open numbers
4000-4999	4A000-4A999	Rear axle and driveshaft and coupling shaft
5000-5149	5A000-5A149	Frame and brackets
5150-5199	5A150-5A199	*
5200-5299	5A200-5A299	Muffler, exhaust pipes, and brackets
5300-5350	5A300-5A350	Front springs
5351-5416	5A351-5A416	Sub-frame (for cab mounting)
5417-5454	5A417-5A454	Open numbers
5455-5481	5A455-5A481	Front springs-clips, studs, and bushings
5482-5499	5A482-5A499	Stabilizer and attaching parts
5500-5515	5A500-5A515	Front spring covers
5516-5999	5A516-5A999	Rear springs and attaching parts
6000-6899	6A000-6A899	Engine and mounts
6900-6944	6A900-6A944	*
6945-6999	6A945-6A999	Eng. installation & dress-up kits
7000-7999	7A000-7A999	Transmission and clutch
8000-8499	8A000-8A499	Radiator and grille parts
8500-8599	8A500-8A599	Water pumps
8600-8669	8A600-8A669	Fan and brackets
8670-8999	8A670-8A999	Open numbers
9000-9423	9A000-9A423	Fuel tank, gauges, pumps & lines
9000-9269	9A000-9A269	Fuel tank, gauges, pumps & lines
9424-9499	9A424-9A499	Manifold, clamps, thermostats etc.
9500-9699	9A500-9A699	Carburetors & air cleaners
9700-9899	9A700-9A899	Thermostatic choke, acc. spark & throttle control rods
9900-9999	9A900-9A999	*
10000-10399	10A000-10A399	Generators & alternators
10400-10499	10A400-10A499	Open numbers
10500-10649	10A500-10A649	Generator regulator
10650-10837	10A650-10A837	Batteries & ammeters
10838-10999	10A838-10A999	Instrument cluster & controls
11000-11529	11A000-11A529	Starting motor & starter switch
11530-11568	11A530-11A568	Open numbers
11569-11619	11A569-11A619	Ignition switch
11620-11644	11A620-11A644	Open numbers
11645-11688	11A645-11A688	Lighting switch
11689-11999	11A689-11A999	Open numbers
12000-12427	12A000-12A427	Coil, distributor & spark plugs
12428-12449	12A428-12A449	Open numbers
12450-12499	12A450-12A499	Engine governor
12500-12999	12A500-12A999	Open numbers
13000-13299	13A000-13A299	Headlamps & parking lamps
13000-13399	13A300-13A399	Turn signal
13400-13699	13A400-13A699	License, tail, and stop lamps
13700-13799	13A700-13A799	Courtesty, dome and instrument lamps and switches
13800-13949	13A800-13A949	Horn
13950-13999	13A950-13A999	Open numbers
14000-14689	14A000-14A689	Wiring and circuit breakers. terminals and connectors. window regulator, fuse panel
14690-14724	14A690-14A724	Seat regulator (electrical)
14725-14999	14A725-14A999	Junction boxes and electric conduit
15000-15074	15A000-15A074	Clocks & cigar lighter
15075-15114	15A075-15A114	Lamp assy. -cluster
15115-15199	15A115-15A199	*
15200-15399	15A200-15A399	Road & spotlamps
15400-15489	15A400-15A489	Lamp assy. -marker
15490-15579	15A490-15A579	Lamp assy. back up & utility
15580-15599	15A580-15A599	Lamp assy. -Police flasher
15600-15649	15A600-15A649	*
15650-15655	15A650-15A655	Map lamp
15656-15699	15A656-15A699	Top control
15700-15724	15A700-15A724	Engine compartment lamp
15725-15759	15A725-15A759	Commercial pump motors Note: Not used Passenger Car, Truck & Industrial Engines
15760-15799	15A760-15A799	Open numbers
15800-15849	15A800-15A849	Lamp assy. -transmission control selector indicator
15850-15874	15A850-15A874	Parking brake signal
15875-15899	15A875-15A899	Open numbers
15900-15999	15A900-15A999	*
16000-16299	16A000-16A299	Front fender, aprons & shields
16300-16449	16A300-16A449	Rear fenders
16450-16549	16A450-16A549	Running boards and brackets
16550-16579	16A550-16A579	Splash shields
16580-16599	16A580-16A599	Open numbers
16600-16999	16A600-16A999	Hood, brackets and controls
17000-17149	17A000-17A149	Tools
17150-17249	17A150-17A249	Open numbers
17250-17384	17A250-17A384	Speedometer and tachometer
17385-17399	17A385-17A399	Open numbers
17400-17674	17A400-17A674	Wipers and washers
17675-17748	17A675-17A748	Rear view mirrors
17749-17999	17A749-17A999	Front and rear bumpers and stone deflectors
18000-18199	18A000-18A199	Shock absorbers
18200-18241	18A200-18A241	*
18242-18699	18A242-18A699	Heaters
18700-18799	18A700-18A799	Air brakes
18800-19499	18A800-19A499	Radio
19500-19549	19A500-19A549	Miscellaneous Accessories
19550-19999	19A550-19A999	Air conditioners

* This series has become inactive and parts qualifying will be identified with part numbers from a more appropriate series.

HALPERT_AUCTIONS

BODY BASIC NUMBERS and CORRESPONDING FUNCTIONS

BASIC PART NO. SERIES	BASIC SERIES EXPANSION	PARTS WHICH QUALIFY BY FUNCTIONAL AREA
00000-00099	000A00-000A99	Body assy. & trim sets
00100-00399	001A00-003A99	Front end assembly
01400-01499	014A00-014A99	Ventilating ducts & valves
01500-01599	015A00-015A99	Brake pedal support
01600-01799	016A00-017A99	Dash assembly
01800-01999	018A00-019A99	Ventilating ducts & valves
02000-02699	020A00-026A99	Cowl & front body pillar
02700-02899	027A00-028A99	Open
02900-02999	029A00-029A99	Body front tie bow braces, etc.
03000-03999	030A00-039A99	Windshield assembly
04000-04249	040A00-042A49	Visor assembly
04250-04399	042A50-043A99	Front belt rail inst. panel assy.
04400-04599	044A00-045A99	Panel assy. -instr. panel details
04600-04799	046A00-047A99	Cigar lighter assy. & instr. cluster
04800-04899	048A00-048A99	Ash receptacle assy.
04900-05999	049A00-059A99	Open
06000-06199	060A00-061A99	Glove compt. assy.
06200-09999	062A00-099A99	Open
10000-10999	100A00-109A99	Floor side & cross members
11000-11099	110A00-110A99	Underbody assy.
11100-11499	111A00-114A99	Floor pan assy. silencers & pads
11500-11799	115A00-117A99	Floor board assy.
11800-11999	118A00-119A99	Open
12000-12099	120A00-120A99	Floor board riser
12100-12299	121A00-122A99	Floor trans. cover dust sealer
12300-12599	123A00-125A99	Open
12600-12699	126A00-126A99	Floor skid strip
12700-12999	127A00-129A99	Open
13000-13199	130A00-131A99	Floor mat & carpet
13200-13299	132A00-132A99	Floor scuff plate
13300-13499	133A00-134A99	Open
13500-13599	135A00-135A99	Floor tool box
13600-13799	136A00-137A99	Open
14000-14199	140A00-141A99	Member assy. body side frt. & rr.
14200-14299	142A00-142A99	Sill assy. -floor pan cross front
14300-19999	143A00-199A99	Open
20000-20799	200A00-207A99	Body side and front door
20800-21099	208A00-210A99	Front door garnish mldg.
21100-21299	211A00-212A99	Front door reinforcement
21300-21399	213A00-213A99	Open
21400-22399	214A00-223A99	Front door glass, lock & frame
22400-22499	224A00-224A99	Front door handles
22500-22599	225A00-225A99	Open
22600-22699	226A00-226A99	Front door handles-inside
22700-22799	227A00-227A99	Open
22800-22899	228A00-228A99	Front door hinge
22900-22999	229A00-229A99	Front door ventilating window
23000-23399	230A00-233A99	Front door dovetail & regulator
23100-23499	231A00-234A99	Front door & window regulators
23500-23499	234A00-235A99	Front door check
23600-23699	236A00-236A99	Open
23700-24199	237A00-241A99	Front door trim & arm rest
24200-24299	242A00-242A99	Hydraulic window operating
24300-24599	243A00-245A99	Center pillar assy.
24600-24999	246A00-249A99	Rear door assy. & panels
25000-25099	250A00-250A99	Rear door frame & pillar assy.
25100-25399	251A00-253A99	Rear door header & bottom
25400-25899	254A00-258A99	Rear door glass & garnish mldg.
25900-25999	259A00-259A99	Open
26000-26199	260A00-261A99	Rear door reinforcement
26200-26399	262A00-263A99	Rear door glass frame
26400-26699	264A00-266A99	Rear door lock & handles
26700-26799	267A00-267A99	Open
26800-26899	268A00-268A99	Rear door hinge
26900-26999	269A00-269A99	Open
27000-27299	270A00-272A99	Rear door check & regulator
27300-27399	273A00- 273A99	Rear door regulator vacuum lift
27400-27699	274A00-276A99	Rear door trim
27700-28099	277A00-280A99	Quarter & quarter panel assy.
28100-28399	281A00-283A99	Quarter lock pillar
28400-28499	284A00-284A99	Open
28500-28699	285A00-286A99	Quarter header & frame
28700-28799	287A00-287A99	Quarter belt rail
28800-28999	288A00-289A99	Open
29000-29199	290A00-291A99	Quarter window garnish mldg.
29200-29599	292A00-295A99	Quarter reinf. braces & brkts.
29600-29999	296A00-299A99	Quarter window, glass & channel
30000-30199	300A00-301A99	Quarter glass run & regulator
30200-30299	302A00-302A99	Quarter vent. window
30300-30699	303A00-306A99	Qtr. window regulator & frame
30700-30799	307A00-307A99	Quarter arm rest ash receptacle
30800-30999	308A00-309A99	Open
31000-31499	310A00-314A99	Quarter trim assy. & assist loop
31500-31599	315A00-315A99	Open
31600-31899	316A00-318A99	Qtr. arm rest assy.
31900-31999	319A00-319A99	Quarter panel spare wheel compt.
32000-32199	320A00-321A99	Open
32200-32399	322A00-323A99	Side slats-trim sticks-anti-squeaks
32400-32499	324A00-324A99	Quarter folding compt. -pkg.
32500-39999	325A00-399A99	Open
40000-40199	400A00-401A99	Back door & luggage compartment
40200-40399	402A00-403A99	Tail gate & back panel assy.
40400-40499	404A00-404A99	Lift gate
40500-40599	405A00-405A99	Open
40600-40699	406A00-406A99	Luggage compt. door panel
40700-40799	407A00-407A99	Tail gate panel assy.
40800-40999	408A00-409A99	Back door & tail gate frame assy.
41000-41099	410A00-410A99	Back door pillar fillers
41100-41199	411A00-411A99	Open
41200-41299	412A00-412A99	Deck pillar group
41300-41399	413A00-413A99	Luggage compt. & lift gate door header
41400-41599	414A00-415A99	Open
41600-41699	416A00-416A99	Tail gate framing
41700-41899	417A00-418A99	Back belt rail
41900-41999	419A00-419A99	Back door glass & framing
42000-42299	420A00-422A99	Back window glass & frame assy.
42300-42499	423A00-424A99	Back window garnish moulding
42500-42599	425A00-425A99	Back door finish strip-mouldings
42600-42699	426A00-426A99	Tail gate cross finish strip
42700-42899	427A00-428A99	Luggage compt. hinge assy. -lamp assy.
42900-42999	429A00-429A99	Back door hinge & reinf. assy.
43000-43099	430A00-430A99	Tail gate hinge assy.
43100-43199	431A00-431A99	Back door & tail gate lock
43200-43399	432A00-433A99	Luggage compt. lock assy.

COPYRIGHT © 1975 — FORD MOTOR COMPANY — DEARBORN, MICHIGAN

HALPERT_AUCTIONS

BODY BASIC NUMBERS and CORRESPONDING FUNCTIONS - continued

BASIC PART NO. SERIES	BASIC SERIES EXPANSION	PARTS WHICH QUALIFY BY FUNCTIONAL AREA
43400-43499	434A00-434A99	Back door handle assembly
43500-43699	435A00-436A99	Luggage comp. locking handle
43700-43899	437A00-438A99	Back door & lugg. compt. w/strip
43900-43999	439A00-439A99	Tail gate bumper & dowel
44000-44099	440A00-440A99	Back window regulator assy.
44100-44199	441A00-441A99	Back door check assy.
44200-44299	442A00-442A99	Luggage compt. lid support
44300-44399	443A00-443A99	Open
44400-44599	444A00-445A99	Tail gate support
44600-44699	446A00-446A99	Back reinforcement brackets
44700-44799	447A00-447A99	Back door reinf.
44800-45099	448A00-450A99	L/compt. opening & tail gate reinf.
45100-45199	451A00-451A99	Luggage compt. drain trough
45200-45399	452A00-453A99	Back trim & curtain
45400-45599	454A00-455A99	Luggage compt. trim
45600-45699	456A00-456A99	Luggage tool compartment
45700-45799	457A00-457A99	Luggage comp. partition board
45800-45899	458A00-458A99	Luggage compt. shelf board
45900-45999	459A00-459A99	Luggage compt. lamp assy.
46000-46099	460A00-460A99	Compartment pkg. compartment
46100-46199	461A00-461A99	Tool compartment
46200-46299	462A00-462A99	Deck step
46300-46399	463A00-463A99	Back door trim
46400-46499	464A00-464A99	Luggage compartment trim
46500-46999	465A00-469A99	Package tray
47000-47299	470A00-472A99	Spare wheel compartment
47300-47999	473A00-479A99	Open
48000-48099	480A00-480A99	Rear rack assy.
48100-49999	481A00-499A99	Open
50000-50299	500A00-502A99	Roof & top assy.
50300-50799	503A00-507A99	Folding top parts
50800-51299	508A00-512A99	Roof reinforcement retainers
51300-51399	513A00-513A99	Roof rail assembly
51400-51599	514A00-515A99	Top bow assy. & dome lamp-brackets & attaching parts
51600-51699	516A00-516A99	Roof rib & slats
51700-51799	517A00-517A99	Roof drip & finish moulding
51800-51899	518A00-518A99	Roof partition
51900-52299	519A00-522A99	Roof headlining & support
52300-52499	523A00-524A99	Roof binding & cardboard
52500-52599	525A00-525A99	Top back curtain
52600-52699	526A00-526A99	Open
52700-52999	527A00-529A99	Top deck & slide quarter
53000-53099	530A00-530A99	Top stack-toggle
53100-53199	531A00-531A99	Top landau-folding pillar
53200-53399	532A00-533A99	Top back curtain & hyd. mech.
53400-53499	534A00-534A99	Top curtain container
53500-53699	535A00-536A99	Top side curtain front & rear
53700-53799	537A00-537A99	Top covers, pads and retainers
53800-53899	538A00-538A99	Quarter curtain
53900-54299	539A00-542A99	Folding top & back stay pad
54300-54399	543A00-543A99	Roof pads & wadding-silencers
54400-54499	544A00-544A99	Top dust hood & container
54500-54599	545A00-545A99	Open
54600-54799	546A00-547A99	Folding top compt. & w/strip
54800-54899	548A00-548A99	Top hold down strap
54900-54999	549A00-549A99	Roof ventilator
55000-55199	550A00-551A99	Top luggage carrier
55200-55999	552A00-559A99	Open
60000-60024	600A00-600A24	Front seat complete-less trim
60025-60049	600A25-600A49	Rear seat assy. -opera seat assy.
60050-60099	600A50-600A99	Front & rear seat assy.
60100-60124	601A00-601A24	Driver's seat adjustment
60125-60199	601A25-601A99	Rear & deck seat-back assy.
60200-60299	602A00-602A99	Driver's seat back assy. comp.
60300-60499	603A00-604A99	Front seat cushion frame assy.
60500-60799	605A00-607A99	Rear, aux. & opera cushion framing
60800-61299	608A00-612A99	Front seat cushion & back frame
61300-61399	613A00-613A99	Rear seat back frame
61400-61499	614A00-614A99	Rear seat side pillar-front seat side board
61500-61599	615A00-615A99	Rear seat side panel
61600-61699	616A00-616A99	Front seat back panel
61700-62099	617A00-620A99	Front seat adjusting
62100-62499	621A00-624A99	Front & rear seat back reinf.
62500-62599	625A00-625A99	Driver & passenger seat suppt. - rear seat legs
62600-62799	626A00-627A99	Front seat floor rest toe guard
62800-62899	628A00-628A99	Front seat back robe cord front seat back ash receptacle
62900-63199	629A00-631A99	Front seat cushion cover-center seat opera seat cushion
63100-63199	631A00-631A99	Front, center, opera & rear seat cushion springs
63200-63499	632A00-634A99	Seat cushion pad, facing & end pipe
63500-63699	635A00-636A99	Cushion button & welt binding
63700-63799	637A00-637A99	Front seat side carpet
63800-63899	638A00-638A99	Rear & deck seat cushion cover
64000-64099	640A00-640A99	Driver's seat rear cover
64200-64399	642A00-643A99	Partition window operating mech.
64400-64599	644A00-645A99	Front seat back cushion cover
64600-64699	646A00-646A99	Seat back, pad & division frame
64700-64899	647A00-647A99	Front & center seat spring & pad
64800-64999	648A00-649A99	Front, center & opera seat pad, cardboard & cover
65000-65099	650A00-650A99	Front seat back facing
65100-65199	651A00-651A99	Front seat back trim rail
65200-65299	652A00-652A99	Front seat back cushion welt & moulding
65300-65399	653A00-653A99	Front seat back wadding
65400-65499	654A00-654A99	Front seat back misc. trim-hassock assy.
65500-65599	655A00-655A99	Front seat back bellows
65600-65999	656A00-659A99	Open
66000-66099	660A00-660A99	Pedestal seat
66100-66599	661A00-665A99	Open
66600-66899	666A00-668A99	Rear & deck seat back cover, pad & spring
66900-67099	669A00-670A99	Rear seat cardboard & facing
67100-67199	671A00-671A99	Rear seat back arm rest cover
67200-67299	672A00-672A99	Rear seat arm rest
67300-67599	673A00-675A99	Rear seat silencer & heelboard

IMPORTANT: AS EACH INDIVIDUAL EXPANSION SERIES BECOMES EXHAUSTED of NUMBERS, ANOTHER SERIES WILL BE ESTABLISHED BY USE of THE NEXT ALPHABETICAL EXPANSION LETTER SUCH AS "B" thru "Z".

HALPERT_AUCTIONS

MOTORCRAFT SALES PART NUMBERS

To facilitate the stocking and handling of those service parts which are assigned both service part numbers and Motorcraft Sales Part Numbers, the Motorcraft Sales Part Numbers are shown in parenthesis immediately following or below the service part numbers.

For example, refer to Section 96, Group 9601. The service part number for a carburetor air cleaner element used on a 1969 Mustang with a 6 cylinder 250 C.I.D. engine is C9ZZ 9601-A and the Motorcraft Sales Part Number is FA-68. In the catalog this item will be shown as C9ZZ 9601-A(FA-68).

SYMBOL USED REGULARLY IN CATALOG

★ Symbol indicates part is not supplied for service due to the following:

a. Part is superseded and replaced as indicated in the description column of text.

b. Part can be improvised as indicated in the description column of text.

c. Due to its function there would be little or no demand.

NOTE: ALWAYS REFER TO THE DESCRIPTION COLUMN OF THE TEXT FOR POSSIBLE SUBSTITUTION, OR FOR MATERIAL SPECIFICATIONS AND DIMENSIONS WHICH MAY BE HELPFUL IN OBTAINING THE NON-SERVICED PART LOCALLY.

FORMATS

Various formats are used throughout this catalog to coincide with the normal procedure for selecting the affected part numbers. Most areas of the catalog use a format arranged in the order shown below:

Column -

1 Model year
2 Type of vehicle or equipment within a specific model year
3 Description, size, etc.
4 Quantity required per vehicle
5 Complete part number

Formats peculiar to a particular area of the catalog are generally self explanatory. When necessary, instructions are shown at the beginning of the affected group. For instance, the various charts and parts list method of cataloging in the Carburetor Section are explained on Page 1 of Section 95.

VEHICLES and RELATED CATALOG CODES

Bronco	U
Falcon	X(Before 1/70)
Falcon	B(From 1/70)
Fairlane/Torino	B
Ford	A
Maverick	P
Mustang	F
Pinto	L
Thunderbird	S

CATALOG CODES and RELATED VEHICLES

A	Ford
B	Fairlane/Torino and *Falcon
F	Mustang
L	Pinto
P	Maverick
S	Thunderbird
U	Bronco
X	Falcon (1965/70 - Built before January, 1970 see Code B for units built from January, 1970)

For Falcon Club Wagons - refer to Ford Truck Master Parts Catalog (Form AF 7636-A)

* Includes Falcon units built from January, 1970

COPYRIGHT © 1975 — FORD MOTOR COMPANY — DEARBORN, MICHIGAN

HALPERT_AUCTIONS

MODEL YEAR APPLICATION

Model year application is indicated by showing the first year followed by a diagonal line to indicate continued usage in all subsequent years until the insertion of the last year of usage, which will then be inserted after the diagonal line. If no diagonal line is shown, the part is applicable only to the year indicated.

Example:

65/	Indicates part used 1965 through 1972 as shown in this catalog, for possible application beyond 1972 see 1973/ Ford Parts Catalog, Form FP 8094-A.
66/68	Indicates part used 1966 through 1968 model years.
67	Indicates part used 1967 model year only.
72	Indicates part used 1972 model year, for possible usage beyond 1973/ see Ford Car Parts Catalog, Form FP 8094-A.

BODY TYPE CODES

Most body parts and some chassis parts are identified by Body Type Codes. A complete listing of body type codes is shown on pages 31 thru 34 of this General Information Section. Similar body types are identified by the same code number; the body type suffix is used to identify a particular body type. For instance, in 1968 (Ford) body type code 54 was used as follows:

1968	A(54A)	Galaxie "500" 4 Door Sedan
	A(54B)	Custom "500" 4 Door Sedan
	A(54C)	"LTD" 4 Door Sedan
	A(54E)	Custom 4 Door Sedan
	A(54)	4 Door Sedans

Body type codes (less suffix) are shown in the model column of the catalog text or with illustration titles when all body types of a related group are affected. For example, when Body Type Code 54 is shown, it includes 54A, 54B, 54C and 54E.

SOFT TRIM

Soft Trim parts are arranged in separate sections by model year i.e. 1965, 1966 etc. Each includes facsimile trim swatches and complete trim codes. To determine the complete part number of a trim part, it is necessary to know the "Trim Code" which is shown on the Warranty Plate or Certification Label of the vehicle (refer to Pages 18 thru 22). Instructions for selecting soft trim parts are contained at the beginning of each Soft Trim Section.

ATTACHING PARTS (NUTS, BOLTS ETC.) and LOCATOR CODES

Standard and utility hardware, such as bolts, screws, fittings, etc. are listed below the part with which they are used. To facilitate the stocking and handling of standard and utility parts by Ford Dealers, locator codes are preassigned by Ford Motor Company. The locator codes are shown in parentheses immediately following or below the standard and utility part numbers. For an example, refer to Body Section 030, Page 1, Group 03014. The part number for a 1/4-20 x 1/2" hex. head bolt is 20308-S8 and the locator code is (B40). In the catalog this item will be shown as 20308-S8 (B40).

LIQUID MEASURE

Most liquid measures listed in this catalog are in U.S. sizes and certain other liquid measures (unique to Canada) listed in this catalog are in Canadian sizes. The following chart provides an understanding and a translation of U.S. to Canadian and Canadian to U.S. sizes.

	1/2 pt.	Pint	Quart	Gallon
	(capacity in ounces)		(capacity in ounces)	
Canada	10	20	40	160
U.S.	8	16	32	128

Example: 5 U.S. Quarts (160 ounces) equal 4 Canadian Quarts (160 ounces) or 1 Canadian Gallon.

HALPERT_AUCTIONS

D.S.O., F.S.O. or L.P.O. (SPECIAL ORDERS)

The District Code Number will appear in the D.S.O. space on the Warranty Plate or Certification Label for all units including regular production. Always furnish appropriate Warranty Plate or Certification Label information and D.S.O. Number, if applicable, when ordering parts not listed in the catalog. If the unit is D.S.O., F.S.O. or L.P.O. (Special Order), the complete Order Number will appear in the D.S.O. space in addition to the District Code Number.

HOW TO ORDER PARTS

When ordering parts, always give the complete part number.

In the event the part number is not known, the following information should be included.

A. Complete description of part.

B. Model year and body type.

C. Dimension, number of teeth, size, etc.; if possible rough sketch of part.

D. If applicable to engine, transmission, axle, steering, etc.; specify type; such as 390 C.I.D., Fordomatic, Power Steering, etc.

E. Advise how shipment is to be made - Freight, Express, Air, Parcel Post.

COPYRIGHT © 1975 — FORD MOTOR COMPANY — DEARBORN, MICHIGAN

HALPERT_AUCTIONS

INCHES and MILLIMETERS CONVERSION CHART

MILLIMETERS TO DECIMAL (inches) EQUIVALENT

MM	=	DECIMAL (Inches)	MM	=	DECIMAL (Inches)	MM	=	DECIMAL (Inches)	MM	=	DECIMAL (Inches)
1		.039	29		1.142	57		2.244	85		3.346
2		.079	30		1.181	58		2.283	86		3.386
3		.118	31		1.220	59		2.323	87		3.425
4		.157	32		1.260	60		2.362	88		3.465
5		.197	33		1.299	61		2.402	89		3.504
6		.236	34		1.339	62		2.441	90		3.543
7		.276	35		1.378	63		2.480	91		3.583
8		.315	36		1.417	64		2.520	92		3.622
9		.354	37		1.457	65		2.559	93		3.661
10		.394	38		1.496	66		2.598	94		3.701
11		.433	39		1.535	67		2.638	95		3.740
12		.472	40		1.575	68		2.677	96		3.780
13		.512	41		1.614	69		2.717	97		3.819
14		.551	42		1.654	70		2.756	98		3.858
15		.591	43		1.693	71		2.795	99		3.898
16		.630	44		1.732	72		2.835	100		3.937
17		.669	45		1.772	73		2.874	125		4.921
18		.709	46		1.811	74		2.913	150		5.906
19		.748	47		1.850	75		2.953	175		6.890
20		.787	48		1.890	76		2.992	200		7.874
21		.827	49		1.929	77		3.031	225		8.858
22		.866	50		1.969	78		3.071	250		9.843
23		.906	51		2.008	79		3.110	275		10.827
24		.945	52		2.047	80		3.150	300		11.811
25		.984	53		2.087	81		3.189	325		12.795
26		1.024	54		2.126	82		3.228	350		13.780
27		1.063	55		2.165	83		3.268	375		14.764
28		1.102	56		2.205	84		3.307	400		15.748

DECIMAL (inches) TO METRIC EQUIVALENT

DECIMAL (Inches)	=	MM	DECIMAL (Inches)	=	MM	DECIMAL (Inches)	=	MM	DECIMAL (Inches)	=	MM	DECIMAL (Inches)	=	MM
.001		.025	.120		3.048	.320		8.128	.520		13.208	.720		18.288	.920		23.368
.002		.051	.130		3.302	.330		8.382	.530		13.462	.730		18.542	.930		23.622
.003		.076	.140		3.556	.340		8.636	.540		13.716	.740		18.796	.940		23.876
.004		.102	.150		3.810	.350		8.890	.550		13.970	.750		19.050	.950		24.130
.005		.127	.160		4.064	.360		9.144	.560		14.224	.760		19.304	.960		24.384
.006		.152	.170		4.318	.370		9.398	.570		14.478	.770		19.558	.970		24.638
.007		.178	.180		4.572	.380		9.652	.580		14.732	.780		19.812	.980		24.892
.008		.203	.190		4.826	.390		9.906	.590		14.986	.790		20.066	.990		25.146
.009		.229	.200		5.080	.400		10.160	.600		15.240	.800		20.320			
.010		.254	.210		5.334	.410		10.414	.610		15.494	.810		20.574	1.000		25.400
.020		.508	.220		5.558	.420		10.668	.620		15.748	.820		20.828	2.000		50.800
.030		.762	.230		5.842	.430		10.922	.630		16.002	.830		21.082	3.000		76.200
.040		1.016	.240		6.096	.440		11.176	.640		16.256	.840		21.336	4.000		101.600
.050		1.270	.250		6.350	.450		11.430	.650		16.510	.850		21.590	5.000		127.000
.060		1.524	.260		6.604	.460		11.684	.660		16.764	.860		21.844	10.000		254.000
.070		1.778	.270		6.858	.470		11.938	.670		17.018	.870		22.098	15.000		381.000
.080		2.032	.280		7.112	.480		12.192	.680		17.272	.880		22.352	20.000		508.000
.090		2.286	.290		7.366	.490		12.446	.690		17.526	.890		22.606	25.000		635.000
.100		2.540	.300		7.620	.500		12.700	.700		17.780	.900		22.860	50.000		1270.000
.110		2.794	.310		7.874	.510		12.954	.710		18.034	.910		23.114	100.000		2540.000

HALPERT_AUCTIONS

INCHES and MILLIMETERS CONVERSION CHART - continued

FRACTIONS (inches) TO DECIMALS (inches) and METRIC EQUIVALENTS

FRACTION (Inches)	= DECIMAL (Inches)	= MM
1/64	.016	.397
1/32	.031	.794
3/64	.047	1.191
1/16	.063	1.588
5/64	.078	1.984
3/32	.094	2.381
7/64	.109	2.778
1/8	.125	3.175
9/64	.141	3.572
5/32	.156	3.969
11/64	.172	4.366
3/16	.188	4.763
13/64	.203	5.159
7/32	.219	5.556
15/64	.234	5.953
1/4	.250	6.350
17/64	.266	6.747
9/32	.281	7.144
19/64	.297	7.541
5/16	.313	7.938
21/64	.328	8.334
11/32	.344	8.731
23/64	.359	9.128
3/8	.375	9.525
25/64	.391	9.922
13/32	.406	10.319
27/64	.422	10.716
7/16	.438	11.113
29/64	.453	11.509
15/32	.469	11.906
31/64	.484	12.303
1/2	.500	12.700
33/64	.516	13.097
17/32	.531	13.494
35/64	.547	13.891
9/16	.563	14.288
37/64	.578	14.684
19/32	.594	15.081
39/64	.609	15.478
5/8	.625	15.875
41/64	.641	16.272
21/32	.656	16.669
43/64	.672	17.066
11/16	.687	17.463
45/64	.703	17.859
23/32	.719	18.256
47/64	.734	18.653
3/4	.750	19.050
49/64	.766	19.447
25/32	.781	19.844
51/64	.797	20.241
13/16	.813	20.638
53/64	.828	21.034
27/32	.844	21.431
55/64	.859	21.828
7/8	.875	22.225
57/64	.891	22.622
29/32	.906	23.019
59/64	.922	23.416
15/16	.938	23.813
61/64	.953	24.209
31/32	.969	24.606
63/64	.984	25.003
1	1.000	25.400
2	2.000	50.800
3	3.000	76.200
4	4.000	101.600
5	5.000	127.000
10	10.000	254.000
15	15.000	381.000
20	20.000	508.000
25	25.000	635.000
50	50.000	1270.000
100	100.000	2540.000

COPYRIGHT © 1975 — FORD MOTOR COMPANY — DEARBORN, MICHIGAN

ABBREVIATIONS

2/b or 2/v.....2 barrel
3/T or 3/S/T.....3 speed trans.
3 or 4/S/T.....3 or 4 speed trans

4/b or 4/v.....4 barrel
4/T or 4/S/T.....4 speed trans.
6/b or 6/V.....6 barrel
8/b or 8/V.....8 barrel

A/C.....air conditioner
AR.....As Required
A/S.....air suspension
A/T or auto. trans.....automatic transmission
A.T.C.....automatic temperature control

abs.....absorber
accel.....accelerator
adj.....adjustment

alt.....alternator
altnr.....alternating
alum.....aluminum
amp.....ampere

approx.....approximately
assy.....assembly
attach.....attached

blk.....block
brg.....bearing
brkr.....breaker
brkt.....bracket
bus.....business
B/W.....Borg Warner

CJ.....Cobra Jet (engine)
C4 and/or C6.....type of automatic transmission
C/CW.....counter clockwise
C.I.D.....cubic inch displacement

C/M.....cruise-o-matic
C.P. or cp.....candle power
CS.....California Special (Mustang)
C/W.....clockwise
c/member.....crossmember
c/pin.....cotter pin
c/shaft.....crankshaft

carb.....carburetor
Chg/L.....Change level
clstr.....cluster

col.....column
com.....compressor
compt.....compartment

con.....control
cond.....conditioning
conn.....connecting

ctr.....center
cvr. or cov.....cover
cyl.....cylinder

D/4/S.....Dagenham 4 speed
def.....defroster
defl.....deflector

dia. or diam.....diameter
diff.....differential
disp.....displacement
dist.....distributor

E.S.C.....Electronic Spark Control
E/H/D.....Extra Heavy Duty
elec.....electric
em/re.....emission reduction
eng.....engine
equal.....equalizer
ev/em.....evaporative emission
exh.....exhaust
ext.....external

F/L.....Fairlane

F-1.....Ford 1 barrel carb.
F-2.....Ford 2 barrel carb.
F-4.....Ford 4 barrel carb.

F/4/S.....Ford 4 speed

fdr.....fender
fill.....fillister

flex.....flexible
flr.....floor

frt.....front
ft.....foot
f/wheel.....flywheel

gen.....generator
g/compt.....glove compartment
gov.....governor
gr.....gear
GTW.....gross tongue weight

H-1.....Holley 1 barrel carb.
H-2.....Holley 2 barrel carb.
H-4.....Holley 4 barrel carb.

H/D.....heavy duty
H/O.....high output
HP.....horsepower
hd.....head
h/lamp.....headlamp
hex.....hexagon
hsg.....housing
htr.....heater
hyd.....hydraulic

I.D.....inside diameter
I/P.....integral power steering

ident.....identification
ign.....ignition
Imco.....Improved Combustion Emission Control System
indic.....indicator
instru.....instrument
int.....internal
inter.....intermediate

K.D.....shipped in disassembled form

L.H.....left hand
lb.....pound
l/compt.....luggage compartment
lt./frame.....light weight frame
lub.....lubricator
l/washer or l/w.....lockwasher
lwr.....lower

M/L.....Mainline
M/S.....manual steering
M/T.....manual transmission
man.....manifold
med.....medium
mm.....millimeter
m.p.h.....miles per hour
mldg.....moulding
mtd.....mounted
mtg.....mounting
mtr.....motor

HALPERT_AUCTIONS

ABBREVIATIONS

No. ..... number

O. D. ..... outside diameter
O/D or o/drive ..... overdrive
O. H. V. ..... over head valve
O/S ..... oversize

o/all ..... overall
oz. ..... ounce

P/A ..... power assist steering
P/C ..... Police Car
P/I ..... Police Interceptor
P/L ..... Parklane
P/S ..... power steering
P. F ..... premium fuel

pass ..... passenger
pcs ..... pieces
press ..... pressure
pt ..... pint

qtr ..... quarter
qty ..... quantity

R/A ..... rocker arm
r/b or R/B ..... replaced by

R/D ..... regular duty
R/G ..... ring gear

R. F ..... regular fuel
R. H ..... right hand
R. P. M. or RPM ..revolutions per minute

rad ..... radiator
rd ..... round
reg ..... regulator
reinf ..... reinforcement
repl ..... replaced
req'd ..... required
ret. ..... retainer
rr ..... rear

S/C ..... standard cooling
S/CJ ..... Super Cobra Jet (engine)

s/compt. ..... storage compartment
S/D ..... Sedan Delivery

S/E ..... Special Economy carb.
S/L ..... Sunliner
S/T ..... standard transmission
S/W ..... Station Wagon

s/member ..... side member
s/ring ..... snap ring
speedo ..... speedometer
spkrs ..... speakers
sprg ..... spring

std ..... standard
strg ..... steering
suppt ..... support
susp ..... suspension

T/E ..... Thermactor Emission Control System
T. V ..... throttle valve

tach ..... tachometer
temp ..... temperature
t/gate ..... tail gate
thd ..... thread
trans ..... transmission
Trans/ign. or Trans. ign. ..... Transistorized Ignition
T.R.S. ..... Transmission Regulated Spark Control

U/S ..... undersize
u/joint or u/jt ..... universal joint

vac ..... vacuum
vent ..... ventilation

w/ ..... with
w/o ..... without
W/4/S ..... Warner 4 speed
w/shield or w/s ..... windshield
w/strip ..... weather strip
warn ..... warning
wt ..... weight

X/C or x/c ..... extra cooling

COPYRIGHT © 1975 — FORD MOTOR COMPANY — DEARBORN, MICHIGAN

HALPERT_AUCTIONS

1965 WARRANTY PLATE - TYPICAL

(U. S. built vehicles)

Located on the latch face of the left Front Door.

The Warranty Plate Includes:

1. Miscellaneous vehicle data (first line) consisting of codes which identify Body Type, Color of Exterior Paint, Trim, Production Date, District (and D.S.O. number where applicable), Rear Axle Ratio and Transmission.
2. Vehicle Warranty Number (second line) consisting of Codes which identify Model Year, Assembly Plant, Series, Engine and Numerical Sequence of Assembly.

The page number(s) on which the Codes are listed is shown in parenthesis.

MISCELLANEOUS VEHICLE DATA (54A EM 22 17 K 26 1 3) FIRST LINE

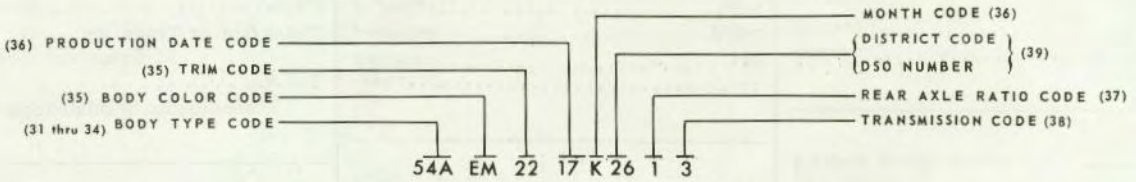

"54A"---- Galaxie 500 4 Door Sedan
"RM"---- Ivy Green lower body, Wimbledon White upper body
(For two tone vehicles first digit indicates lower body color and second digit indicates upper body color.)
Numerals following the color Code are for Company information.
"58"---- Ivy Gold cloth and vinyl
Refer to 1965 Soft Trim Section for complete instructions and Trim Code listing.
"17"---- Seventeenth Day of Month
"K"---- October
"26" ---- Washington District (and DSO number when applicable)
Refer to Page 34 for complete explanation
"1" ---- Rear Axle Ratio of 3.00 to 1
"4" ---- (FX) Dual Range Transmission

Black Background Plate Identifies a Unit Painted with M30J (Non-Acrylic) Enamel. (Solid Color Unit or the Lower Body Color when Unit is Two-Tone.)

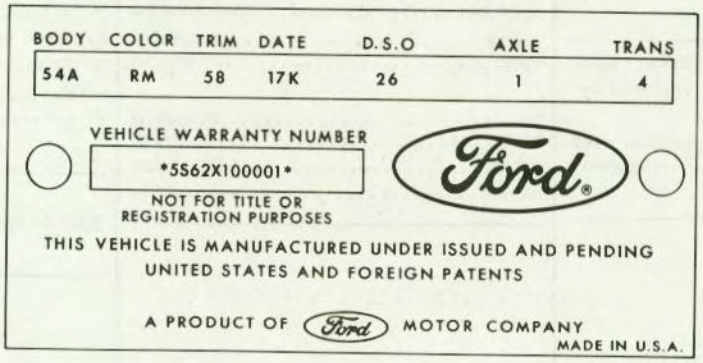

Grey Background Plate Identifies a Unit Painted with M32J (Acrylic) Enamel. (Solid Color Unit or the Lower Body Color when Unit is Two-Tone.)

P-3941

VEHICLE WARRANTY NUMBER (*5S62X100001*) SECOND LINE

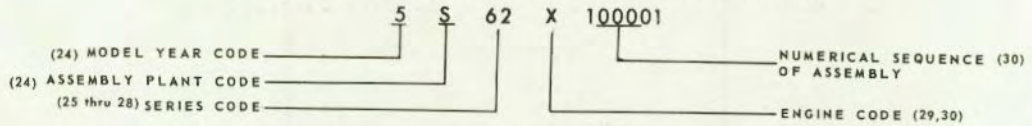

"***"---- Asterisks precede and follow the vehicle Warranty Number to prevent unauthorized addition of numbers or symbols.
"5" ---- 1965 Model
"S" ---- Assembled at Pilot Plant
"62"---- 4 Door Sedan
"X"---- 8 cyl. Engine--352 C.I.D.--4 Venturi carburetor
"100001"---- First Ford Series vehicle assembled at Pilot Plant during Model Year

HALPERT_AUCTIONS

1965 WARRANTY PLATE - TYPICAL

(Canadian built vehicles)

Located on the latch face of the left Front Door.

The Warranty Plate Includes:

1. Miscellaneous vehicle data (first line) consisting of codes which identify Color of Interior and Exterior Paint, Trim, Engine and Special Order Number (where applicable).

2. Vehicle Serial Number (second line) consisting of codes which identify Car Line, Body Type, Model year, Drive and Numerical Sequence of Assembly.

The page number(s) on which the Codes are listed is shown in parenthesis.

MISCELLANEOUS VEHICLE DATA (1RR 631 JB3 02-001) FIRST LINE

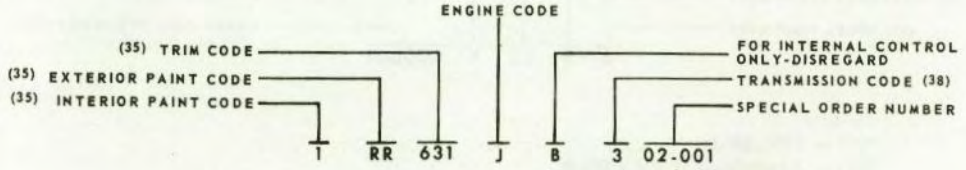

"1"---- Red interior
"RR"---- Rangoon Red lower body and Rangoon Red upper body
"631"---- Red vinyl and red cloth
"J"---- 8 cyl. Engine - 390 C.I.D.
"3"---- Automatic Transmission
"02-001"---- Special Order Number (when applicable)
Refer to Page 13 for complete explanation

P-8561

SERIAL NUMBER (463B 65L 700001) SECOND LINE

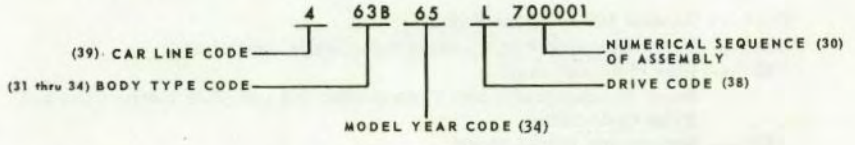

"4"---- Ford with 8 cylinder engine
"63B"---- Galaxie 500 2 Door Hardtop (Fastback)
"65"---- 1965 Model
"L"---- Left Hand Drive
"700000"---- First Ford Series Vehicle assembled at Oakville during Model Year

COPYRIGHT © 1975 — FORD MOTOR COMPANY — DEARBORN, MICHIGAN

HALPERT_AUCTIONS

1966/69 WARRANTY PLATE - TYPICAL

(ALSO USED ON 1970 MAVERICK BEFORE 8/11/69)

Located on the latch face of the left Front Door.

The Warranty Plate includes:

1. Warranty Number (first line) consisting of Codes which identify Model Year, Assembly Plant, Series, Engine and Numerical Sequence of Assembly.

2. Miscellaneous Vehicle Data (second line) consisting of Codes which identify Body Type, Color of Exterior Paint, Trim, Production Date, District (and D.S.O. number where applicable), Rear Axle Ratio and Transmission.

The page number(s) on which the Codes are listed is shown in parenthesis.

WARRANTY NUMBER (6S62X 100001) FIRST LINE

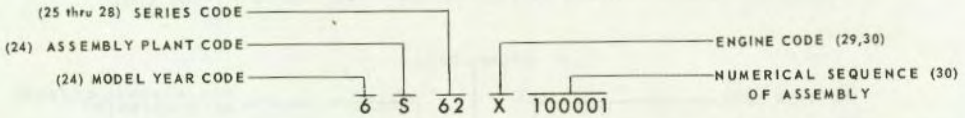

"6"--- 1966 Model
"S"--- Assembled at Pilot Plant.
"62"--- 4 Door Sedan
"X"---8 Cyl. Engine - 352 C.I.D. - 4 Venturi Carburetor
"100001"--- First Ford Series vehicle assembled at Pilot Plant during Model Year

Black Background Plate identifies a Unit Painted with M32J (Acrylic) Enamel. (Solid Color Unit or the Lower Body Color when Unit is Two-Tone.)

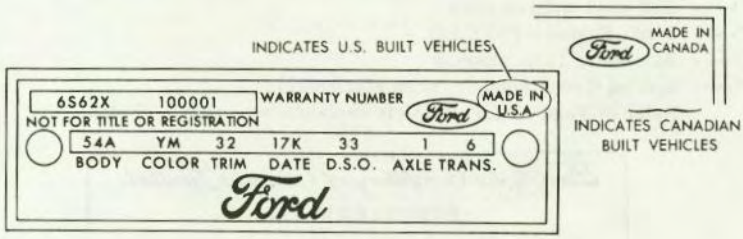

Grey Background Plate identifies a Unit Painted with M30J (Non-Acrylic) Enamel. (Solid Color Unit or the Lower Body Color when Unit is Two-Tone.

P-5218

MISCELLANEOUS VEHICLE DATA (54A YM 32 17 K 33 1 6) SECOND LINE

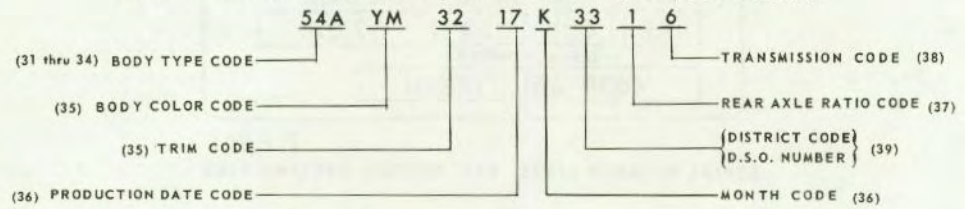

"54A"--- Galaxie 500 - 4 Door Sedan
"YM"--- Silver Blue lower body, Wimbledon White upper body
"32"--- Blue cloth and vinyl
Refer to appropriate Soft Trim Section for complete instructions and Trim Code listing.
"17"--- Seventeenth Day of Month
"K"--- October
"33"--- Detroit District (and D.S.O. number when applicable)
Refer to Page 13 for complete explanation
"1"--- Rear Axle Ratio of 3.00 to 1
"6"--- C4 Automatic 3 Speed Dual Range Transmission

HALPERT_AUCTIONS

1969/70 SPECIAL PERFORMANCE VEHICLE WARRANTY PLATE - TYPICAL

Located on the latch face of the left Front Door.

The Warranty Plate includes:

1. Warranty Number (first line) consisting of Codes which identify Model Year, Assembly Plant, Series, Engine and Numerical Sequence of Assembly.

2. Miscellaneous Vehicle Data (second line) consisting of Codes which identify Body Type, Color of Exterior Paint, Trim, Production Date, District Code (and D.S.O. number where applicable), Rear Axle Ratio and Transmission.

The page numbers(s) on which the Codes are listed is shown in parenthesis.

WARRANTY NUMBER (9F02R 480001) FIRST LINE

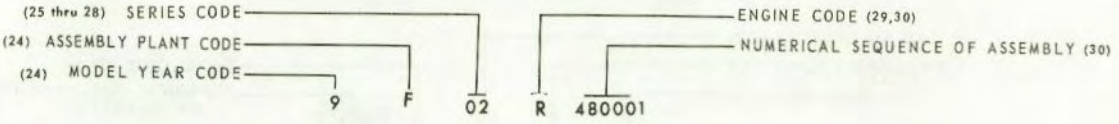

"9" ----	1969 Model Year
"F" ----	Assembled at Dearborn Plant
"02" ----	2 Door Hardtop (Fastback)
"R" ----	8 Cyl. Engine - 428 C.I.D. Cobra Jet Ram Air - 4 Venturi Carburetor
"480001" ----	First Shelby Automotive Mustang assembled at Dearborn during Model Year

Black Background Plate Identifies a Unit Painted with M32J (Acrylic) Enamel. (Solid Color Unit or the Lower Body Color when Unit is Two-Tone.)

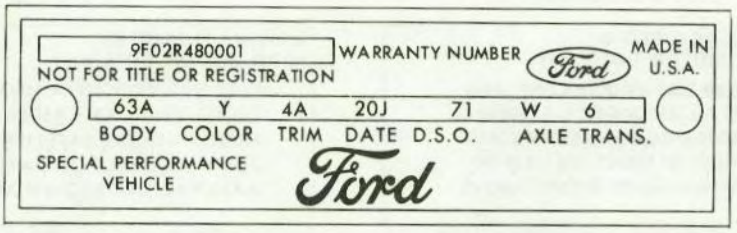

Grey Background Plate Identifies a Unit Painted with M30J (Non-Acrylic) Enamel. (Solid Color Unit or the Lower Body Color when Unit is Two-Tone.)

P-6817

MISCELLANEOUS VEHICLE DATA (63A Y 4A 20 J 71 W 6) SECOND LINE

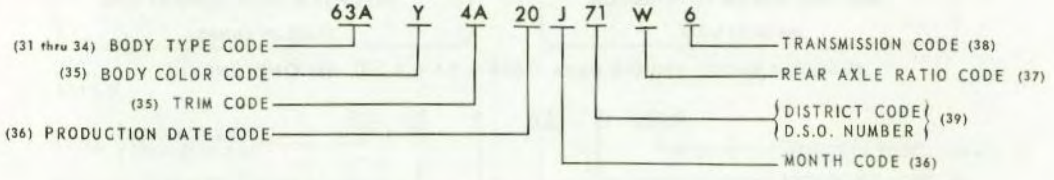

"63A" ----	Mustang - 2 Door Hardtop (Fastback)
"Y" ----	Indian Fire (Burnt Orange Metallic)
"4A" ----	Black all vinyl Refer to appropriate Soft Trim Section for complete instructions and Trim Code listing.
"20" ----	Twentieth Day of Month
"J" ----	September
"71" ----	Los Angeles District (and D.S.O. number when applicable) Refer to Page 13 for complete explanation
"W" ----	Rear Axle Ratio of 4.30 to 1
"6" ----	4 Speed Transmission - Close Ratio (2.32 First Gear)

COPYRIGHT © 1975 — FORD MOTOR COMPANY — DEARBORN, MICHIGAN

HALPERT_AUCTIONS

1970/ SAFETY STANDARDS CERTIFICATION LABEL - TYPICAL

(REPLACES METAL WARRANTY PLATE)

(ALL EXCEPT BRONCO - REFER TO PAGES 40 THRU 44 FOR BRONCO WARRANTY PLATE CODES)

(NOT USED ON 1970 MAVERICK BEFORE 8/11/69)

Located on the latch face of the left Front Door.

The Certification Label includes:

1. Built date (e.g. 9/69) in upper left hand corner which indicates the month and year in which the unit was built.
2. Vehicle Identification Number (left half of first line) consisting of Codes which identify Model Year, Assembly Plant, Series, Engine and Numerical Sequence of Assembly (also shown in upper right hand corner).
3. Miscellaneous Vehicle Data (right half of first line plus second line) consisting of Codes which identify Body Type, Color of Exterior Paint, Trim, Rear Axle Ratio, Transmission and District (and D.S.O. number where applicable).

The page number(s) on which the Codes are listed is shown in parenthesis.

VEHICLE IDENTIFICATION NUMBER (0S54H100001) FIRST LINE

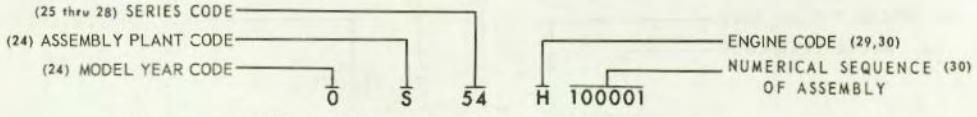

"0" ---- 1970 Model Year
"S" ---- Assembled at Pilot Plant
"54" ---- 4 Door Sedan
"H" ---- 8 Cyl. Engine-351 C.I.D. -2 Venturi Carburetor
"100001" ---- First Ford Series Vehicle assembled at Pilot Plant during Model Year.
"9/69" ---- Built during September, 1969

U.S. VEHICLES

MANUFACTURED BY FORD MOTOR COMPANY 500001

9/69 THIS VEHICLE CONFORMS TO ALL APPLICABLE U.S. FEDERAL MOTOR VEHICLE SAFETY STANDARDS IN EFFECT ON DATE OF MANUFACTURE SHOWN ABOVE

VEH IDENT NO			BODY	COL
OS54H100001			54A	B
TRIM	AXLE	TRNS	DSO	
5A	6	X	33	

NOT FOR TITLE OR REGISTRATION

MADE IN U.S.A.

CANADIAN VEHICLES

MANUFACTURED BY FORD MOTOR COMPANY 500001

9/69 THIS VEHICLE CONFORMS TO ALL APPLICABLE FEDERAL MOTOR VEHICLE SAFETY STANDARDS IN EFFECT ON DATE OF MANUFACTURE SHOWN ABOVE

VEH IDENT NO			BODY	COL
OS54H100001			54A	B
TRIM	AXLE	TRNS	DSO	
5A	6	X	33	

NOT FOR TITLE OR REGISTRATION

MADE IN CANADA

MISCELLANEOUS VEHICLE DATA (54A B 5A 6 X 33) SECOND LINE

P-7184

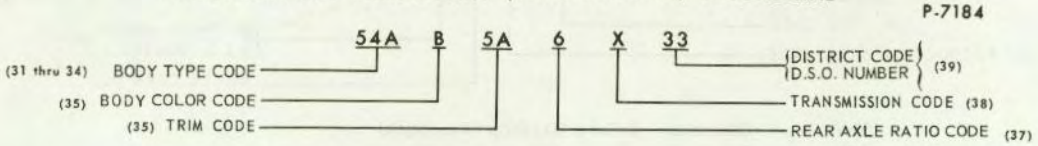

"54A" ---- Galaxie "500" 4 Door Sedan
"B" ---- Dark Maroon
"5A" ---- Black cloth and vinyl
Solid colors ---- 1970/71 Single digit code
---- 1972 Two digit code
Two tones ---- 1970/71 Two digit code
---- 1972 Four digit code
Refer to appropriate Soft Trim Section for complete instructions and Trim Code listing.
"6" ---- Rear Axle Ratio of 3.00 to 1
"X" ---- FMX - Cruise-O-Matic Transmission
"33" ---- Detroit District (and D.S.O. number when applicable)

Refer to Page 13 for complete explanation

HALPERT_AUCTIONS

1970/ OWNER CARD - TYPICAL

(ALL EXCEPT BRONCO)



P-8190

Effective dates shown in the catalog, e.g. "Before 12/15/69" and "From 12/15/69" may be determined through interpretation of the build date shown on the owner card. This information corresponds to that shown on the warranty plate from 1965 to 1969.

The numerical position of the build date represents the day of the month.

The alphabetical portion of the build date represents the month in which the unit was built.

For example - 29D indicates

29th day of month

D - April

Refer to page 36 for a complete list of month codes and the corresponding month.

 COPYRIGHT © 1975 — FORD MOTOR COMPANY — DEARBORN, MICHIGAN

WARRANTY PLATE or CERTIFICATION LABEL

(Refer to Pages 40 thru 44 for Bronco Warranty Plate Codes)

1965 U.S. BUILT VEHICLES
1966/ U.S. and CANADIAN BUILT VEHICLES

YEAR CODES

THE FIRST DIGIT OF THE WARRANTY OR VEHICLE IDENTIFICATION NUMBER IDENTIFIES THE MODEL YEAR OF THE VEHICLE.

THE FOLLOWING CHART LISTS THESE CODES AND THE CORRESPONDING MODEL YEAR.

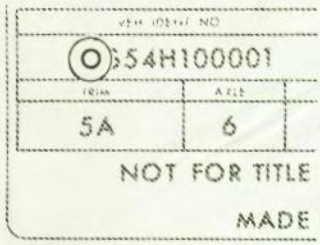

CERTIFICATION LABEL SHOWN
WARRANTY PLATE TYPICAL

CODE	YEAR	CODE	YEAR	CODE	YEAR	CODE	YEAR
5	1965	7	1967	9	1969	1	1971
6	1966	8	1968	0	1970	2	1972

1965 CANADIAN BUILT VEHICLES

YEAR CODES

THE FIFTH AND SIXTH DIGITS OF THE SERIAL NUMBER INDICATE THE MODEL YEAR OF THE VEHICLE.

Code 65 - 1965 Model Year.

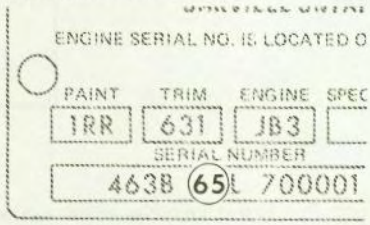

1965 U.S. BUILT VEHICLES
1966/ U.S. and CANADIAN BUILT VEHICLES

ASSEMBLY PLANT CODES

THE SECOND DIGIT OF THE WARRANTY OR VEHICLE IDENTIFICATION NUMBER IDENTIFIES THE PLANT AT WHICH THE VEHICLE WAS ASSEMBLED.

THE FOLLOWING CHART LISTS THESE CODES AND THE CORRESPONDING ASSEMBLY PLANT.

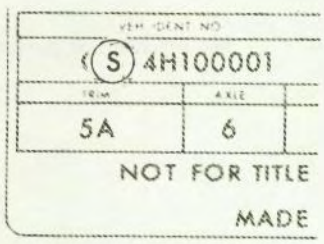

CERTIFICATION LABEL SHOWN
WARRANTY PLATE TYPICAL

CODE	ASSEMBLY PLANT	CODE	ASSEMBLY PLANT	CODE	ASSEMBLY PLANT	CODE	ASSEMBLY PLANT
A	Atlanta	H	Lorain	R	San Jose	W	Wayne
B	Oakville	J	Los Angeles	S	Pilot Plant (Allen Park)	X	St. Thomas
D	Dallas	K	Kansas City			Y	Wixom
E	Mahwah	L	Long Beach (1965)			Z	St. Louis
F	Dearborn	N	Norfolk	T	Metuchen		
G	Chicago	P	Twin Cities	U	Louisville		

HALPERT_AUCTIONS

WARRANTY PLATE or CERTIFICATION LABEL

(Refer to Pages 40 thru 44 for Bronco Warranty Plate Codes)

1965 U.S. BUILT VEHICLES
1966/ U.S. and CANADIAN BUILT VEHICLES

SERIES CODES

THE THIRD AND FOURTH DIGITS OF THE WARRANTY OR VEHICLE IDENTIFICATION NUMBER IDENTIFY THE BODY SERIES.

THE FOLLOWING CHART LISTS THESE CODES (IN CONJUNCTION WITH THE BODY TYPE CODES) AND THE SERIES OR MODEL WHICH THEY REPRESENT.

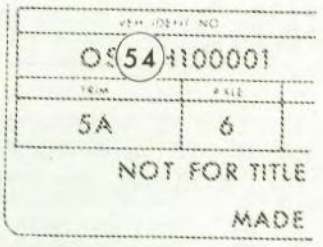

CERTIFICATION LABEL SHOWN
WARRANTY PLATE TYPICAL

(A) FORD 1965/

CODE SERIES	CODE TYPE	YEAR	DESCRIPTION
50	62E	67, 69	Custom 2 Door Sedan
51	54B	71/	Custom 4 Door Sedan
51	54E	67/70	Custom 4 Door Sedan
51	62B	65/66	Custom 500 2 Door Sedan
52	54B	65/66	Custom 500 4 Door Sedan
52	62B	67/69	Custom 500 2 Door Sedan
52	65D	71/	Custom 500 2 Door Hardtop
53	54B	67/70	Custom 500 4 Door Sedan
53	54D	71/	Custom 500 4 Door Sedan
53	62E	65/66	Custom 2 Door Sedan
54	54A	67/70	Galaxie 500 4Door Sedan
54	54E	65/66	Custom 4 Door Sedan
54	54F	71/	Galaxie 500 4 Door Sedan
55	63B	67	Galaxie 500 2 Door Hardtop
55	63B	68/70	Galaxie 500 2 Door Hardtop (Fastback)
56	57B	67/70	Galaxie 500 4 Door Hardtop
56	57F	71/	Galaxie 500 4 Door Hardtop
57	76A	67/69	Galaxie 500 Convertible
58	63C	67	Galaxie 500 XL 2Door Hardtop(Bucket seats)
58	65C	68/70	Galaxie 500 2 Door Hardtop (Formal Roof)
58	65F	71/	Galaxie 500 2 Door Hardtop
59	76B	67	Galaxie 500 XL Convertible (Bucket seats)
59	65M	70	Custom 500 2 Door Hardtop
60	57F	65/66	LTD 4 Door Fastback
60	63C	68/70	XL 2 Door Hardtop (Fastback)
61	63D	66	7 Litre 2 Door Hardtop (Fastback)
61	76B	68/70	XL Convertible
61	76H	71/	LTD Convertible
62	54A	65/66	Galaxie 500 4 Door Sedan
62	63J	67	LTD 2 Door Hardtop
62	65A	68/70	LTD 2 Door Hardtop (Formal Roof)
62	65H	71/	LTD 2 Door Hardtop
63	53H	71/	LTD 4 Door Pillared Hardtop
63	76D	66	7 Litre Convertible
64	54C	67/70	LTD 4 Door Sedan
64	57B	65/66	Galaxie 500 4 Door Hardtop (Fastback)
64	57H	71/	LTD 4 Door Hardtop
65	76A	65/66	Galaxie 500 Convertible
66	53K	71/	LTD Brougham 4 Door Pillared Hardtop
66	57F	67/70	LTD 4 Door Hardtop
66	63B	65/66	Galaxie 500 2 Door Hardtop (Fastback)
67	57K	71/	LTD Brougham 4 Door Hardtop
67	63F	65/66	LTD 2 Door Fastback
68	63C	65/66	Galaxie 500 XL 2 Door Fastback(Bucket seats)
68	65K	71/	LTD Brougham 2 Door Hardtop
69	76B	65/66	Galaxie 500 XL Convertible
70	71B	71/	4 Door Custom Ranch Wagon
70	71D	67/70	4 Door Ranch Wagon (6 passenger)
71	71B	67	4 Door Country Sedan (6 passenger)
71	71D	65/66	4 Door Ranch Wagon (6 passenger)
71	71H	68/70	4 Door Custom 500 Ranch Wagon(6 pass.)
72	71B	65/66	4 Door Country Sedan (6 passenger)
72	71C	67	4 Door Country Sedan (10 passenger)
72	71D	71/	4 Door Custom 500 Ranch Wagon
72	71J	68/70	4 Door Custom 500 Ranch Wagon(10 pass.)
73	71B	68/70	4 Door Country Sedan(6 passenger)
73	71E	67	4 Door Country Squire (6 passenger)
74	71A	67	4 Door Country Squire (10 passenger)
74	71C	65/66, 68/70	4 Door Country Sedan (10 passenger)
74	71F	71/	4 Door Country Sedan
75	71E	68/70	4 Door Country Squire(6 passenger)
76	71A	68/70	4 Door Country Squire(10 passenger)
76	71E	65/66	4 Door Country Squire (6 passenger)
76	71H	71/	4 Door Country Squire
78	71A	65/66	4 Door Country Squire (10 passenger)

COPYRIGHT © 1975 — FORD MOTOR COMPANY — DEARBORN, MICHIGAN

HALPERT_AUCTIONS

WARRANTY PLATE or CERTIFICATION LABEL

(Refer to Pages 40 thru 44 for Bronco Warranty Plate Codes)

SERIES CODES - continued

(B) FAIRLANE/TORINO 1965/

CODE SERIES	CODE TYPE	YEAR	DESCRIPTION
25	65A	71	2 Door Hardtop (Formal Roof)
25	65B	72	2 Door Hardtop (Formal Roof)
27	54A	71	Torino 4 Door Sedan
27	53B	72	4 Door Pillared Hardtop
28	54B	70	500 4 Door Sedan
29	65B	70	500 2 Door Hardtop
30	62A	67	2 Door Sedan
30	65A	68/69	2 Door Hardtop (Formal Roof)
30	65C	70	2 Door Hardtop
30	65C	71	Torino 500 2 Door Hardtop (Formal Roof)
30	65C	71	500 2 Door Hardtop (Formal Roof)
30	65D	72	Gran Torino 2 Door Hardtop (Formal Roof)
31	54A	67/69	4 Door Sedan
31	54C	70	4 Door Sedan
31	54C	71	500 4 Door Sedan
31	62A	65/66	2 Door Sedan
31	53D	72	Gran Torino 4 Door Pillared Hardtop
32	54A	65/66	4 Door Sedan
32	57C	70	4 Door Hardtop
32	57C	71	500 4 Door Hardtop
32	71D	67/69	4 Door Station Wagon
33	62B	67	500 2 Door Sedan
33	65B	68/69	500 2 Door Hardtop (Formal Roof)
33	65E	68/69	500 2 Door Hardtop (Formal Roof-Bucket seats)
33	65E	70/71	Brougham 2 Door Hardtop (Formal Roof)
34	54B	67/69	500 4 Door Sedan
34	63C	71	500 2 Door Hardtop (Fastback)
35	63B	67	500 2 Door Hardtop
35	63B	68/69	500 2 Door Hardtop (Fastback)
35	63E	68/69	500 2 Door Hardtop (Fastback-Bucket seats)
35	63F	70/71	GT 2 Door Hardtop (Fastback)
35	63R	72	Gran Torino 2 Door Hardtop (Fastback)
36	57E	70/71	Brougham 4 Door Hardtop
36	76B	67/69	500 Convertible
36	76E	68/69	500 Convertible (Bucket seats)
37	71B	67/69	500 4 Door Station Wagon
37	76F	70/71	GT Convertible
38	63H	70/71	Cobra 2 Door Hardtop (Fastback)
38	71D	65/66	4 Door Ranch Wagon
38	71E	67	Squire 4 Door Station Wagon
38	71E	68/69	Squire 4 Door Station Wagon
38	65R	72	Gran Torino Sport 2 Door Hardtop (Formal Roof)
40	63C	67	500XL 2 Door Hardtop
40	63D	66	500GT 2 Door Hardtop
40	65C	68/69	2 Door Hardtop (Formal Roof)
40	71D	71	4 Door Station Wagon
40	71B	72	4 Door Station Wagon
41	54C	68	4 Door Sedan
41	62B	65/66	500 2 Door Sedan
41	71B	70	500 4 Door Station Wagon
41	76C	67	500XL Convertible
42	63D	68	GT 2 Door Hardtop (Fastback)
42	63D	69	GT 2 Door Hardtop (Fastback-Bucket seats)
42	63F	69	GT 2 Door Hardtop (Fastback)
42	54B	65/66	500 4 Door Sedan
42	63D	67	500GT 2 Door Hardtop
42	71C	70	4 Door Station Wagon
42	71C	71	500 4 Door Station Wagon
42	71D	72	Gran Torino 4 Door Station Wagon
43	63B	66	500 2 Door Hardtop
43	65A	65	500 2 Door Hardtop
43	71E	70/71	Squire 4 Door Station Wagon
43	76D	67	500GT Convertible
43	76D	68/69	GT Convertible (Bucket seats)
43	76F	69	GT Convertible (Bench seat)
43	71K	72	Gran Torino Squire 4 Door Station Wagon
44	65D	68	GT 2 Door Hardtop (Formal Roof)
44	65D	69	GT 2 Door Hardtop (Formal Roof-Bucket seats)
44	65F	69	GT 2 Door Hardtop (Formal Roof)
44	76D	66	500 GT Convertible
45	65E	69	Cobra 2 Door Hardtop(Formal Roof-Bucket seats)
45	65A	69	Cobra 2 Door Hardtop (Formal Roof-Bench seat)
45	76B	66	500 Convertible
46	63B	69	Cobra 2 Door Hardtop(Fastback-Bench seat)
46	63E	69	Cobra 2 Door Hardtop (Fastback-Bucket seats)
46	66A	70/71	Ranchero
46	76C	66	500XL Convertible
47	63C	66	500XL 2 Door Hardtop
47	65B	65	2 Door Hardtop Sport Coupe
47	66A	67/69	Ranchero
47	66B	70/71	500 Ranchero
47	97D	72	500 Ranchero
48	66B	67/69	500 Ranchero
48	66C	70/71	GT Ranchero
48	71B	65	4 Door Custom Ranch Wagon
48	71B	66	500 4 Door Custom Ranch Wagon
48	97R	72	GT Ranchero
49	66C	69	GT Ranchero (Bench seat)
49	66D	67	500XL Ranchero (Bucket seats)
49	66D	68/69	GT Ranchero
49	66E	70/71	Squire Ranchero
49	71E	66	Squire 4 Door Station Wagon
49	97K	72	Squire Ranchero

HALPERT_AUCTIONS

WARRANTY PLATE OR CERTIFICATION LABEL

(Refer to Pages 40 thru 44 for Bronco Warranty Plate Codes)

SERIES CODES - continued

CODE SERIES	CODE TYPE	YEAR	DESCRIPTION
(B) FALCON 1970 - Units Built from 1/1/70			
			(For Falcon units built prior to 1/1/70 - see Catalog Symbol "X" on the next page)
26	62A	70	Falcon 2 Door Sedan
27	54A	70	Falcon 4 Door Sedan
40	71D	70	Falcon 4 Door Station Wagon
(F) MUSTANG 1965/			
01	65A	67/70	2 Door Hardtop
01	65B	67/69	2 Door Hardtop (Luxury trim)
01	65B	70	Flair 2 Door Hardtop
01	65C	67/68	2 Door Hardtop
01	65C	69	2 Door Hardtop
01	65D	68/69	2 Door Hardtop (Luxury trim)
01	65D	71/	2 Door Hardtop
01	65E	69	Grande 2 Door Hardtop
02	63A	67, 69/70	2 Door Hardtop (Fastback)
02	63B	67/69	2 Door Hardtop (Fastback-Luxury trim)
02	63B	70	Flair 2 Door Hardtop (Fastback)
02	63C	68	2 Door Hardtop (Fastback)
02	63C	69	Mach I 2 Door Hardtop (Fastback)
02	63D	68	2 Door Hardtop (Fastback-Luxury Trim)
02	63D	71/	2 Door Hardtop (Fastback)
03	76A	67/70	Convertible
03	76B	68/69	Convertible (Luxury trim)
03	76B	70	Flair Convertible
03	76C	67	Convertible
03	76D	67	Convertible (Luxury trim)
03	76D	71/	Convertible
04	65E	70	Grande 2 Door Hardtop
04	65F	71/	Grande 2 Door Hardtop
05	63C	70	Mach I 2 Door Hardtop (Fastback)
05	63R	71/	Mach I 2 Door Hardtop (Fastback)
07	65A	65/66	2 Door Hardtop
07	65B	65/66	2 Door Hardtop (Luxury trim)
07	65C	65/66	2 Door Hardtop
08	76A	65/66	Convertible
08	76B	65/66	Convertible (Luxury trim)
08	76C	65/66	Convertible
09	63A	65/66	2 Door Hardtop (Fastback)
09	63B	65/66	2 Door Hardtop (Fastback-Luxury trim)
(L) PINTO 1971/			
10	62B	71/	2 Door Sedan
11	64B	71/	3 Door Sedan (Runabout)
12	73B	72	2 Door Station Wagon

COPYRIGHT © 1975 — FORD MOTOR COMPANY — DEARBORN, MICHIGAN

HALPERT_AUCTIONS

WARRANTY PLATE OR CERTIFICATION LABEL

(Refer to Pages 40 thru 44 for Bronco Warranty Plate Codes)

SERIES CODES - continued

(P) MAVERICK 1970/

CODE SERIES	CODE TYPE	YEAR	DESCRIPTION
91	62A	70/	2 Door Sedan
92	54A	71/	4 Door Sedan
93	62D	71/	Grabber 2 Door Sedan

(S) THUNDERBIRD 1965/

CODE SERIES	CODE TYPE	YEAR	DESCRIPTION
81	63C	66	2 Door Hardtop (Blind Quarter)
81	65A	67	2 Door Hardtop
82	65B	67	2 Door Landau
83	63A	65/66	2 Door Hardtop
83	65A	68/71	2 Door Hardtop (Bucket seats)
83	65C	68/71	2 Door Hardtop (Bench seat)
84	57B	67	4 Door Landau
84	65B	68/71	2 Door Landau (Bucket seats)
84	65D	68/71	2 Door Landau (Bench seat)
85	76A	65/66	Convertible
87	57B	68/69	4 Door Landau (Bucket seats)
87	57B	70/71	4 Door Landau (Split Bench)
87	57C	68/71	4 Door Landau (Bench seat)
87	63B	65	2 Door Landau
87	65K	72	2 Door Hardtop

(X) FALCON 1965/70 - Includes Units built before 1/1/70

(For Falcon Units built from 1/1/70 - see Catalog Symbol "B" on preceding page)

CODE SERIES	CODE TYPE	YEAR	DESCRIPTION
01	62A	65	2 Door Sedan
01	62A	66	2 Door Sedan
01	62D	65	2 Door Sedan
02	54A	65/66	4 Door Sedan
02	54D	65	4 Door Sedan
06	71A	66	4 Door Station Wagon
10	62A	67/70	2 Door Sedan
11	54A	67/70	4 Door Sedan
11	62B	66	2 Door Sedan
12	54B	66	4 Door Sedan
12	71A	67/68	4 Door Station Wagon
12	71A	69/70	4 Door Standard Station Wagon
13	62C	66	2 Door Sedan (Bucket seats)
15	76A	65	Convertible (Bench seat)
15	76B	65	Convertible (Bucket seats)
15	76D	65	Convertible
16	54B	65	Futura 4 Door Sedan (Bench seat)
16	71B	66	4 Door Deluxe Station Wagon
17	63B	65	Futura 2 Door Hardtop (Bench seat)
17	63C	65	2 Door Hardtop
17	63D	65	2 Door Hardtop (Bucket seats)
19	62B	65	Futura 2 Door Sedan (Bench seat)
20	62B	67	Futura 2 Door Sedan
20	62B	68/70	Futura 2 Door Sedan (Bench seat)
21	54B	67/70	Futura 4 Door Sedan
21	59A	65	2 Door Station Wagon
22	62C	67/69	2 Door Sedan (Bucket seats)
22	71A	65	4 Door Station Wagon
23	71B	67/70	Futura 4 Door Station Wagon
24	71B	65	Futura 4 Door Station Wagon
26	71C	65	4 Door Squire
27	66A	65/66	Standard Ranchero
27	66B	65	Deluxe Ranchero
27	66G	65	Standard Ranchero (Bucket seats)
27	66H	65	Deluxe Ranchero
29	66B	66	Custom Ranchero
29	66D	66	Custom Ranchero
29	78A	65	Standard Sedan Delivery

HALPERT_AUCTIONS

WARRANTY PLATE or CERTIFICATION LABEL

(Refer to Pages 40 thru 44 for Bronco Warranty Plate Codes)

1965 U.S. BUILT VEHICLES
1966/ U.S. and CANADIAN BUILT VEHICLES

ENGINE CODES

THE FIFTH DIGIT OF THE WARRANTY OR VEHICLE IDENTIFICATION NUMBER INDICATES BASIC ENGINE IDENTIFICATION.

THE FOLLOWING CHART LISTS THESE CODES AS WELL AS NUMBER OF CYLINDERS, CUBIC INCH DISPLACEMENT AND NUMBER OF CARBURETOR VENTURI.

FOR FURTHER ENGINE IDENTIFICATION REFER TO SECTION 60 IN THIS CATALOG.

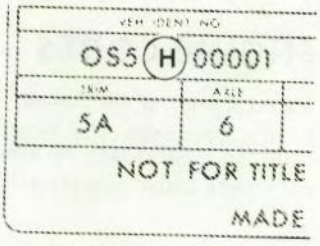

CERTIFICATION LABEL SHOWN
WARRANTY PLATE TYPICAL

CODE	YEAR	ENGINE CYL.	ENGINE C.I.D.	CARB.	REMARKS
A	65/67	8	289	4V	P/F
B	65/70	6	240	1V	P/C
C	65/68	8	289	2V	
	70/71	8	429	4V	Cobra Jet
D	65	8	289	4V	
	69/	8	302	2V	P/C & Taxi
E	65/	6	240	1V	Taxi
F	65	8	260	2V	
	68/	8	302	2V	
G	69/71	8	302	4V	Boss
H	66/67	8	390	2V	
	69/	8	351	2V	NOTE 1
J	68	8	302	4V	
	70/71	8	429	4V	Cobra Jet
K	65/67	8	289	4V	Hi-performance
	69/71	8	429	2V	
L	69/	6	250	1V	
M	69/71	8	351	4V	
N	68/	8	429	4V	
P	65/66	8	390	4V	P/C
	67/70	8	428	4V	P/C
	71/	8	429	4V	P/C
Q	66/70	8	428	4V	
	71/	8	351	4V	GT
R	65/67	8	427	8V	Hi-performance
	68/70	8	428	4V	Cobra Jet (hyd. lifters)
	71/	8	351	4V	Boss
S	66/69	8	390	4V	
	67	8	390	4V	GT
	71/	8	400	2V	
T	65/	6	200	1V	
U	65/	6	170	1V	
V	65/	6	240	1V	
W	66/68	8	427	4V	Hi-performance
	71/	4	98	1V	1600 cc or 1.6 litres
X	65/66	8	352	4V	
	71/	4	122	2V	2000 cc or 2.0 litres
Y	66/67	8	390	2V	
	68	8	390	2V	P/F
	69/71	8	390	2V	R/F
Z	65/68	8	390	4V	

NOTE 1 - Refer to Engine Identification Tag or Label to determine if Cleveland (351C) or Windsor (351W) built engine.

COPYRIGHT © 1975 — FORD MOTOR COMPANY — DEARBORN, MICHIGAN

HALPERT_AUCTIONS

WARRANTY PLATE OR CERTIFICATION LABEL

(Refer to Pages 40 thru 44 for Bronco Warranty Plate Codes)

ENGINE CODES

THE FIRST DIGIT OF THE "ENGINE" CODE INDICATES BASIC ENGINE IDENTIFICATION.

THE FOLLOWING CHART LISTS THESE CODES AS WELL AS NUMBER OF CYLINDERS, CUBIC INCH DISPLACEMENT AND NUMBER OF CARBURETOR VENTURI.

FOR FURTHER ENGINE IDENTIFICATION REFER TO SECTION 60 IN THIS CATALOG.

1965 CANADIAN BUILT VEHICLES

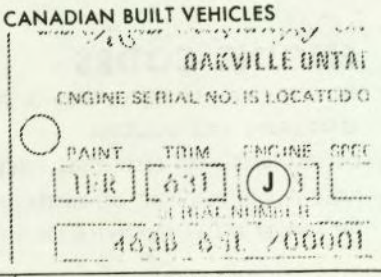

CODE	CYL.	C.I.D.	REMARKS
B	6	170	
C	6	240	
D	6	200	
F	8	289	

CODE	CYL.	C.I.D.	REMARKS
G	8	352	
J	8	390	
M	8	260	

NUMERICAL SEQUENCE OF ASSEMBLY

THE LAST SIX DIGITS OF THE SERIAL NUMBER CORRESPOND TO SERIAL NUMBERS SHOWN IN THE CATALOG. THESE ASSIST IN DETERMINING THE CORRECT PART NUMBER IN THE CASE OF "BEFORE..." AND "FROM..." DATES.

1965 CANADIAN BUILT VEHICLES



HALPERT_AUCTIONS

WARRANTY PLATE or CERTIFICATION LABEL

(Refer to Pages 40 thru 44 for Bronco Warranty Plate Codes)

BODY TYPE CODES

1965 U.S. BUILT VEHICLES
1966/ U.S. and CANADIAN BUILT VEHICLES

THIS CODE APPEARS ABOVE OR BELOW "BODY" AND IDENTIFIES THE BODY TYPE OF THE UNIT. THE FOLLOWING CHART LISTS THESE CODES (IN CONJUNCTION WITH THE SERIES CODES) AND THE BODY TYPE WHICH THEY REPRESENT.



CERTIFICATION LABEL SHOWN
WARRANTY PLATE TYPICAL

BODY TYPE CODES

1965 CANADIAN BUILT VEHICLES

THE SECOND, THIRD AND FOURTH DIGITS OF THE SERIAL NUMBER IDENTIFY THE BODY TYPE OF THE UNIT.

CODE TYPE	CODE SERIES	YEAR	DESCRIPTION
			(A) FORD 1965/
53H	63	71/	LTD 4 Door Pillared Hardtop
53K	66	71/	LTD Brougham 4 Door Pillared Hardtop
54A	54	67/	Galaxie 500 4 Door Sedan
54A	62	65/66	Galaxie 500 4 Door Sedan
54B	51	71/	Custom 4 Door Sedan
54B	52	65/66	Custom 500 4 Door Sedan
54B	53	67/70	Custom 500 4 Door Sedan
54C	64	67/70	LTD 4 Door Sedan
54D	53	71/	Custom 500 4 Door Sedan
54E	51	67/70	Custom 4 Door Sedan
54E	54	65/66	Custom 4 Door Sedan
54F	54	71/	Galaxie 500 4 Door Sedan
57B	64	65/66	Galaxie 500 4 Door Hardtop (Fastback)
57B	56	67/70	Galaxie 500 4 Door Hardtop
57F	60	65/66	LTD 4 Door Hardtop
57F	66	67/70	LTD 4 Door Hardtop
57F	56	71/	Galaxie 500 4 Door Hardtop
57H	64	71/	LTD 4 Door Hardtop
57K	67	71/	LTD Brougham 4 Door Hardtop
62B	51	65/66	Custom 500 2 Door Sedan
62B	52	67/69	Custom 500 2 Door Sedan
62E	50	67, 69	Custom 2 Door Sedan
62E	53	65/66	Custom 2 Door Sedan
63B	55	67	Galaxie 500 2 Door Hardtop
63B	55	68/70	Galaxie 500 2 Door Hardtop (Fastback)
63B	66	65/66	Galaxie 500 2 Door Hardtop (Fastback)
63C	58	67	Galaxie 500XL 2 Door Hardtop(Bucket seats)
63C	60	68/70	XL 2 Door Hardtop (Fastback)
63C	68	65/66	Galaxie 500XL 2 Door(Fastback-Bucket seats)
63D	61	66	7 Litre 2 Door Hardtop (Fastback)
63F	67	65/66	LTD 2 Door Hardtop (Fastback)
63J	62	67	LTD 2 Door Hardtop
65A	62	68/70	LTD 2 Door Hardtop (Formal Roof)
65C	58	68/70	Galaxie 500 2 Door Hardtop (Formal Roof)
65D	52	71/	Custom 500 2 Door Hardtop
65F	58	71/	Galaxie 500 2 Door Hardtop
65H	62	71/	LTD 2 Door Hardtop Sedan
65K	68	71/	LTD Brougham 2 Door Hardtop Sedan
65M	59	70	Custom 500 2 Door Hardtop
71A	74	67	4 Door Country Squire (10 passenger)
71A	76	68/70	4 Door Country Squire (10 passenger)
71A	78	65/67	4 Door Country Squire (10 passenger)
71B	71	67	4 Door Country Sedan (6 passenger)
71B	72	65/66	4 Door Country Sedan (6 passenger)
71B	73	68/70	4 Door Country Sedan (6 passenger)
71B	70	71/	4 Door Custom Ranch Wagon
71C	72	67	4 Door Country Sedan (10 passenger)
71C	74	65/66, 68/70	4 Door Country Sedan (10 passenger)
71D	70	67/70	4 Door Ranch Wagon (6 passenger)
71D	71	65/66	4 Door Ranch Wagon (6 passenger)
71D	72	71/	4 Door Custom 500 Ranch Wagon
71E	73	67	4 Door Country Squire (6 passenger)
71E	75	68/70	4 Door Country Squire (6 passenger)
71E	76	65/66	4 Door Country Squire (6 passenger)
71F	74	71/	4 Door Country Sedan
71H	71	68/70	4 Door Custom 500 Ranch Wagon (6 pass.)
71H	76	71/	4 Door Country Squire
71J	72	68/70	4 Door Custom 500 Ranch Wagon (10 pass.)
76A	57	67/69	Galaxie 500 2 Door Convertible
76A	65	65/66	Galaxie 500 Convertible
76B	59	67	Galaxie 500XL Convertible (Bucket seats)
76B	61	68/70	XL Convertible
76B	69	65/66	Galaxie 500XL Convertible
76D	63	66	7 Litre Convertible
76H	61	71/	LTD Convertible

COPYRIGHT © 1975 — FORD MOTOR COMPANY — DEARBORN, MICHIGAN

HALPERT_AUCTIONS

WARRANTY PLATE or CERTIFICATION LABEL

(Refer to Pages 40 thru 44 for Bronco Warranty Plate Codes)

BODY TYPE CODES - continued

(B) FAIRLANE/TORINO 1965/

CODE TYPE	CODE SERIES	YEAR	DESCRIPTION
53B	27	72	4 Door Pillared Hardtop
53D	31	72	Gran Torino 4 Door Pillared Hardtop
54A	31	67/69	4 Door Sedan
54A	32	65/66	4 Door Sedan
54A	27	71	4 Door Sedan
54B	28	70	500 4 Door Sedan
54B	34	67/69	500 4 Door Sedan
54B	42	65/66	500 4 Door Sedan
54C	41	68	4 Door Sedan
54C	31	70	4 Door Sedan
54C	31	71	500 4 Door Sedan
57C	32	70	4 Door Hardtop
57C	32	71	500 4 Door Hardtop
57E	36	70/71	Brougham 4 Door Hardtop
62A	30	67	2 Door Sedan
62A	31	65/66	2 Door Sedan
62B	33	67	500 2 Door Sedan
62B	41	65/66	500 2 Door Sedan
63B	35	67	500 2 Door Hardtop
63B	35	68/69	500 2 Door Hardtop (Fastback)
63B	46	69	Cobra 2 Door Hardtop (Fastback-Bench seat)
63B	43	66	500 2 Door Hardtop
63C	40	67	500XL 2 Door Hardtop
63C	47	66	500XL 2 Door Hardtop
63C	34	71	500 2 Door Hardtop (Fastback)
63D	40	66	500GT 2 Door Hardtop
63D	42	67	500GT 2 Door Hardtop
63D	42	68	GT 2 Door Hardtop (Fastback)
63D	42	69	GT 2 Door Hardtop (Fastback-Bucket seats)
63E	35	68/69	500 2 Door Hardtop (Fastback-Bucket seats)
63E	46	69	Cobra 2 Door Hardtop(Fastback-Bucket seats)
63F	42	69	GT 2 Door Hardtop (Fastback)
63F	35	70/71	GT 2 Door Hardtop (Fastback)
63H	38	70/71	Cobra 2 Door Hardtop (Fastback)
63R	35	72	Gran Torino Sport 2 Door Hardtop (Fastback)
65A	30	68/69	2 Door Hardtop (Formal Roof)
65A	43	65	500 2 Door Hardtop
65A	45	69	Cobra 2 Door Hardtop (Formal Roof-Bench seat)
65A	25	71	2 Door Hardtop (Formal Roof)
65B	29	70	500 2 Door Hardtop
65B	33	68/69	500 2 Door Hardtop (Formal Roof)
65B	47	65	2 Door Hardtop Sport Coupe
65B	25	72	2 Door Hardtop (Formal Roof)
65C	30	70	2 Door Hardtop
65C	30	71	500 2 Door Hardtop (Formal Roof)
65C	40	68/69	2 Door Hardtop (Formal Roof)
65D	44	68	GT 2 Door Hardtop (Formal Roof)
65D	44	69	GT 2 Door Hardtop (Formal Roof-Bucket seats)
65D	30	72	Gran Torino 2 Door Hardtop (Formal Roof)
65E	33	68/69	500 2 Door Hardtop (Formal Roof-Bucket seats)
65E	33	70/71	Brougham 2 Door Hardtop (Formal Roof)
65E	45	69	Cobra 2 Door Hardtop (Formal Roof-Bucket seats)
65F	44	69	GT 2 Door Hardtop (Formal Roof)
65R	38	72	Gran Torino Sport 2 Door Hardtop (Formal Roof)
66A	46	70/71	Ranchero
66A	47	67/69	Ranchero
66B	47	70/71	500 Ranchero
66B	48	67/69	500 Ranchero
66C	48	70/71	GT Ranchero
66C	49	69	GT Ranchero (Bench seat)
66D	49	67	500XL Ranchero (Bucket seats)
66D	49	68/69	GT Ranchero
66E	49	70/71	Squire Ranchero
71B	37	67/69	500 4 Door Station Wagon
71B	41	70	500 4 Door Station Wagon
71B	48	65	4 Door Custom Ranch Wagon
71B	48	66	500 4 Door Custom Ranch Wagon
71B	40	72	4 Door Station Wagon
71C	42	70	4 Door Station Wagon
71C	42	71	500 4 Door Station Wagon
71D	32	67/69	4 Door Station Wagon
71D	38	65/66	4 Door Ranch Wagon
71D	40	71	4 Door Station Wagon
71D	42	72	Gran Torino 4 Door Station Wagon
71E	38	67	Squire 4 Door Station Wagon
71E	38	68/69	Squire 4 Door Station Wagon
71E	43	70/71	Squire 4 Door Station Wagon
71E	49	66	Squire 4 Door Station Wagon
71K	43	72	Gran Torino Squire 4 Door Station Wagon
76B	36	67/69	500 Convertible
76B	45	66	500 Convertible
76C	41	67	500XL Convertible
76C	46	66	500XL Convertible
76D	43	67	500GT Convertible
76D	43	68/69	GT Convertible (Bucket seats)
76D	44	66	500GT Convertible
76E	36	68/69	500 Convertible (Bucket seats)
76F	37	70/	GT Convertible
76F	43	69	GT Convertible (Bench seat)
97D	47	72	500 Ranchero
97R	48	72	GT Ranchero
97K	49	72	Squire Ranchero

HALPERT_AUCTIONS

WARRANTY PLATE or CERTIFICATION LABEL

(Refer to Pages 40 thru 44 for Bronco Warranty Plate Codes)

BODY TYPE CODES - continued

CODE TYPE	CODE SERIES	YEAR	DESCRIPTION
(B) FALCON 1970 - Units Built from 1/1/70			
(For Falcon units built prior to 1/1/70 - see Catalog Symbol " X" on the next page)			
54A	27	70	Falcon 4 Door Sedan
62A	26	70	Falcon 2 Door Sedan
71D	40	70	Falcon 4 Door Station Wagon
(F) MUSTANG 1965/			
63A	02	67, 69/70	2 Door Hardtop (Fastback)
63A	09	65/66	2 Door Hardtop (Fastback)
63B	02	67/70	2 Door Hardtop (Fastback-Luxury trim)
63B	02	70	Flair 2 Door Hardtop (Fastback)
63B	09	65/66	2 Door Hardtop (Fastback-Luxury trim)
63C	02	69	Mach I 2 Door Hardtop (Fastback)
63C	02	68	2 Door Hardtop (Fastback)
63C	05	70	Mach I 2 Door Hardtop (Fastback)
63D	02	68	2 Door Hardtop (Fastback-Luxury trim)
63D	02	71/	2 Door Hardtop (Fastback)
63R	05	71/	Mach I 2 Door Hardtop (Fastback)
65A	01	67/70	2 Door Hardtop
65A	07	65/66	2 Door Hardtop
65B	01	67/69	2 Door Hardtop (Luxury trim)
65B	01	70	Flair 2 Door Hardtop
65B	07	65/66	2 Door Hardtop (Luxury trim)
65C	01	67/68	2 Door Hardtop
65C	01	69	2 Door Hardtop
65C	07	65/66	2 Door Hardtop
65D	01	68/69	2 Door Hardtop (Luxury trim)
65D	01	71/	2 Door Hardtop
65E	01	69	Grande 2 Door Hardtop
65E	04	70	Grande 2 Door Hardtop
65F	04	71/	Grande 2 Door Hardtop
76A	08	65/66	Convertible
76A	03	67/70	Convertible
76B	03	67/69	Convertible (Luxury trim)
76B	03	70	Flair Convertible
76B	08	65/66	Convertible (Luxury trim)
76C	03	67	Convertible
76C	08	65/66	Convertible
76D	03	67	Convertible (Luxury trim)
76D	03	71/	Convertible
(L) PINTO 1971/			
62B	10	71/	2 Door Sedan
64B	11	71/	3 Door Sedan (Runabout)
73B	12	72	2 Door Station Wagon
(P) MAVERICK 1970/			
54A	92	71/	4 Door Sedan
62D	93	71/	Grabber 2 Door Sedan
62A	91	70/	2 Door Sedan
(S) THUNDERBIRD 1965/			
57B	84	67	4 Door Landau
57B	87	68/69	4 Door Landau (Bucket seats)
57B	87	70/71	4 Door Landau (Split Bench)
57C	87	68/71	4 Door Landau (Bench seat)
63A	83	65/66	2 Door Hardtop
63B	87	65	2 Door Landau
63C	81	66	2 Door Hardtop (Blind Quarter)
65A	81	67	2 Door Hardtop
65A	83	68/71	2 Door Hardtop (Bucket seats)
65B	82	67	2 Door Landau
65B	84	68/71	2 Door Landau (Bucket seats)
65C	83	68/71	2 Door Hardtop (Bench seat)
65D	84	68/71	2 Door Landau (Bench seat)
65K	87	72	2 Door Hardtop
76A	85	65/66	Convertible

COPYRIGHT © 1975 — FORD MOTOR COMPANY — DEARBORN, MICHIGAN

HALPERT_AUCTIONS

WARRANTY PLATE OR CERTIFICATION LABEL

(Refer to Pages 40 thru 44 for Bronco Warranty Plate Codes)

BODY TYPE CODES - continued

(X) FALCON 1965/70 - Includes Units built before 1/1/70

(For Falcon Units built from 1/1/70 - see Catalog Symbol "B" on preceding page)

CODE TYPE	CODE SERIES	YEAR	DESCRIPTION
54A	02	65/66	4 Door Sedan
54A	11	67/70	4 Door Sedan
54B	12	66	4 Door Sedan
54B	16	65	Futura 4 Door Sedan (Bench seat)
54B	21	67/70	Futura 4 Door Sedan
54D	02	65	4 Door Sedan
59A	21	65	2 Door Station Wagon
62A	01	65	2 Door Sedan
62A	01	66	2 Door Sedan
62A	10	67	2 Door Sedan
62A	10	68/70	2 Door Sedan
62B	11	66	2 Door Sedan
62B	19	65	Futura 2 Door Sedan (Bench seat)
62B	20	67	Futura 2 Door Sedan
62B	20	68/70	Futura 2 Door Sedan (Bench seat)
62C	13	66	2 Door Sedan (Bucket seat)
62C	22	67/69	2 Door Sedan (Bucket seats)
62D	01	65	2 Door Sedan
63B	17	65	Futura 2 Door Hardtop (Bench seat)
63C	17	65	2 Door Hardtop
63D	17	65	2 Door Hardtop (Bucket seats)
66A	27	65/66	Standard Ranchero
66B	27	65	Deluxe Ranchero
66B	29	66	Custom Ranchero
66D	29	66	Custom Ranchero
66G	27	65	Standard Ranchero (Bucket seat)
66H	27	65	Deluxe Ranchero
71A	06	66	4 Door Station Wagon
71A	12	67/68	4 Door Station Wagon
71A	12	69/70	4 Door Standard Station Wagon
71A	22	65	4 Door Station Wagon
71B	16	66	4 Door Deluxe Station Wagon
71B	23	67/70	Futura 4 Door Station Wagon
71B	24	65	Futura 4 Door Station Wagon
71C	26	65	4 Door Squire
76A	15	65	Convertible (Bench seat)
76B	15	65	Convertible (Bucket seats)
76D	15	65	Convertible
78A	29	65	Standard Sedan Delivery

HALPERT_AUCTIONS

WARRANTY PLATE or CERTIFICATION LABEL

(Refer to Pages 40 thru 44 for Bronco Warranty Plate Codes)

1965 U.S. BUILT VEHICLES
1966/ U.S. and CANADIAN BUILT VEHICLES

COLOR CODES (EXTERIOR PAINT)

THE CODE ABOVE OR BELOW "COLOR" INDICATES THE EXTERIOR PAINT COLOR OF THE VEHICLE. REFER TO THE PAINT SECTION FOR A LISTING OF THESE CODES AND THE PART NUMBER OF THE REQUIRED PAINT.



CERTIFICATION LABEL SHOWN WARRANTY PLATE TYPICAL

1965 CANADIAN BUILT VEHICLES

COLOR CODES (EXTERIOR PAINT)

THE SECOND AND THIRD DIGITS OF THE "PAINT" CODE IDENTIFY THE EXTERIOR PAINT COLOR OF THE VEHICLE. REFER TO THE PAINT SECTION FOR A LISTING OF THESE CODES AND THE PART NUMBER OF THE REQUIRED PAINT.

1965 CANADIAN BUILT VEHICLES

COLOR CODES (INTERIOR PAINT)

THE FIRST DIGIT OF THE "PAINT" CODE IDENTIFIES THE INTERIOR PAINT COLOR OF THE VEHICLE.

REFER TO THE PAINT SECTION FOR A LISTING OF THESE CODES AND THE PART NUMBER OF THE REQUIRED PAINT.

1965 U.S. BUILT VEHICLES
1966/ U.S. and CANADIAN BUILT VEHICLES

TRIM CODES

THE CODE SHOWN ABOVE OR BELOW "TRIM" INDICATES THE COLOR AND TYPE OF MATERIALS USED IN THE INTERIOR UPHOLSTERY AS WELL AS THE COLOR OF THE INTERIOR PAINT.

REFER TO THE APPROPRIATE SOFT TRIM SECTION FOR A LISTING OF THESE CODES AND THE COLOR AND TYPE OF MATERIALS USED IN THE INTERIOR UPHOLSTERY.

REFER TO THE PAINT SECTION FOR A LISTING OF THESE CODES AND THE PART NUMBER FOR THE REQUIRED PAINT.

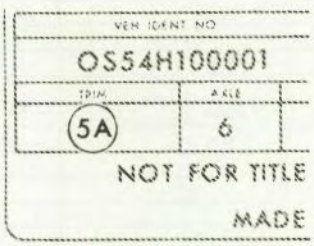

CERTIFICATION LABEL SHOWN WARRANTY PLATE TYPICAL

1965 CANADIAN BUILT VEHICLES

TRIM CODES

THE CODE UNDER "TRIM" IDENTIFIES THE COLOR AND TYPE OF MATERIALS USED IN THE INTERIOR UPHOLSTERY. REFER TO THE 1965 SOFT TRIM SECTION FOR A LISTING OF THESE CODES AND THE COLOR AND TYPE OF MATERIALS USED IN THE INTERIOR UPHOLSTERY.

COPYRIGHT © 1975 — FORD MOTOR COMPANY — DEARBORN, MICHIGAN

HALPERT_AUCTIONS

WARRANTY PLATE OR CERTIFICATION LABEL

(Refer to Pages 40 thru 44 for Bronco Warranty Plate Codes)

1965/69

MONTH CODES

FROM 1965/69 AN ALPHABETICAL CODE ABOVE OR BELOW "DATE" IDENTIFIES THE MONTH IN WHICH THE VEHICLE WAS BUILT. THE NUMERICAL PORTION OF THE DATE CODE IDENTIFIES THE DAY OF THE MONTH. THIS IS SELF EXPLANATORY.

THE MONTH CODES ARE LISTED IN THE FOLLOWING CHART TOGETHER WITH THE MONTH WHICH THEY REPRESENT.

1970/

BEGINNING IN 1970 THE MONTH CODE IS SHOWN ON THE CERTIFICATION LABEL IN THE UPPER LEFT HAND CORNER (E.G. 9/69 INDICATES SEPTEMBER, 1969).

1970/
OWNER CARD

BEGINNING IN 1970 THE MONTH AND DAY OF MANUFACTURE IS SHOWN ON THE OWNER CARD. THE NUMERICAL PORTION IDENTIFIES THE DAY AND THE ALPHABETICAL PORTION IDENTIFIES THE MONTH.
THE MONTH CODES ARE LISTED IN THE FOLLOWING CHART TOGETHER WITH THE MONTH WHICH THEY REPRESENT.

CODE	MONTH - FIRST YEAR	CODE	MONTH - FIRST YEAR	CODE	MONTH - SECOND YEAR	CODE	MONTH - SECOND YEAR
A	January	G	July	N	January	U	July
B	February	H	August	P	February	V	August
C	March	J	September	Q	March	W	September
D	April	K	October	R	April	X	October
E	May	L	November	S	May	Y	November
F	June	M	December	T	June	Z	December

HALPERT_AUCTIONS

WARRANTY PLATE or CERTIFICATION LABEL

(Refer to Pages 40 thru 44 for Bronco Warranty Plate Codes)

1965 U.S. BUILT VEHICLES
1966/ U.S. and CANADIAN BUILT VEHICLES

REAR AXLE RATIO CODES

THE CODE SHOWN ABOVE OR BELOW "AXLE" IDENTIFIES THE RATIO OF THE REAR AXLE.

THE FOLLOWING CHART LISTS THESE CODES AND THE CORRESPONDING RATIO.

FOR FURTHER IDENTIFICATION REFER TO SECTION 40 IN THIS CATALOG.

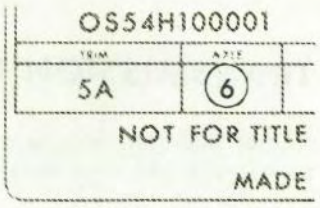

CERTIFICATION LABEL SHOWN
WARRANTY PLATE TYPICAL

To identify Rear Axle Ratios for 1965 Canadian Built vehicles Refer to Section 40 in this catalog.

CODE	YEAR	MODEL	RATIO LOCKING	RATIO NON LOCKING
A	65/67		3.00	
	68		2.75	
	69/			3.50
B	65/67		2.83	
	69/			3.07
C	65/67		2.20	
	68		2.80	
	69/70			3.08
D	65/67		3.25	
	68		2.83	
	69			3.91
E	65/67		3.50	
	68		3.00	
	69			4.30
F	65/67		2.80	
	68		3.20	
	69			2.33
G	65		3.80	
	67		3.36	
	68		3.25	
	71/			3.55
H	65/66		3.89	
	67		2.75	
	68		3.50	
	71/			3.82
I	65	Falcon	4.00	
	65	Ford, Fairlane, Mustang	4.11	
	66/67		4.11	
J	69		2.50	
K	69/		2.75	
L	68			3.36
	69		2.79	
M	68			3.07
	69/		2.80	
N	69		2.83	
O	69/		3.00	
Q	70		3.20	
R	69/		3.25	
S	69/		3.50	
V	69/		3.91	
W	69/71		4.30	
X	69		2.33	
Y	71/		4.11	

CODE	YEAR	MODEL	RATIO LOCKING	RATIO NON LOCKING
0	67	Fairlane, Falcon, Mustang		2.79
	67	Ford		3.10
	68/69			2.50
1	65/67			3.00
	68			2.75
	69			2.50
2	65/67			2.83
	68			2.79
	69/			2.75
3	65/67			3.20
	68			2.80
	69/			2.79
4	65/67			3.25
	68			2.83
	69/			2.80
5	65/67			3.50
	68			3.00
	69/70			2.83
6	65/67			2.80
	68			3.20
	69/			3.00
7	65			3.80
	67			3.36
	68			3.25
	69			3.10
	71/			3.18
8	65/66			3.89
	67			2.75
	68			3.50
	69/70			3.20
9	65	Falcon		4.00
	65	Ford, Fairlane, Mustang		4.11
	66/67			4.11
	68			3.10
	69/			3.25

COPYRIGHT © 1975— FORD MOTOR COMPANY —DEARBORN, MICHIGAN

HALPERT_AUCTIONS

WARRANTY PLATE or CERTIFICATION LABEL

(Refer to Pages 40 thru 44 for Bronco Warranty Plate Codes)

1965 U.S. BUILT VEHICLES
1966/ U.S. and CANADIAN BUILT VEHICLES

TRANSMISSION CODES

THE CODE SHOWN ABOVE OR BELOW "TRANS" IDENTIFIES THE TYPE OF TRANSMISSION.
THE FOLLOWING CHART LISTS THESE CODES AND THE TRANSMISSION WHICH THEY REPRESENT.



CERTIFICATION LABEL SHOWN
WARRANTY PLATE TYPICAL

CODE	YEAR	TYPE
1	65	3 Speed Manual Shift
	66/67	3 Speed Manual Shift (2.77)
	68/	3 Speed Manual Shift (3.03)
2	65/67	Overdrive
3	66/67	3 Speed Manual Shift (3.03)
4	65	Cruise-O-Matic
	66	C6 Automatic (XPL)
5	65/67	4 Speed Manual Shift
	68/	4 Speed Manual Shift (2.78 ratio-first gear)
6	65/66	C4 Automatic (XP)
	68/71	4 Speed Manual Shift (2.32 ratio-first gear)

CODE	YEAR	TYPE
7	66	Cruise-O-Matic (FX)
8	66	Cruise-O-Matic (MX)
E	71/	4 Speed Manual Shift (Colt)
T	68	Cruise-O-Matic (FMX-L)
U	67/	C6 Automatic (XPL)
V	70	C4 Semi-Automatic
W	67	C4 Automatic (XP)
	68/	C4 Automatic (XP3)
X	67	Cruise-O-Matic (FX)
	68/	Cruise-O-Matic (FMX)
Y	67/69	Cruise-O-Matic (MX)
Z	67/	C6 Automatic Special (XPL) (Police and Trailer Towing)

1965 CANADIAN BUILT VEHICLES

TRANSMISSION CODES

THE THIRD DIGIT OF THE "ENGINE" CODE IDENTIFIES THE TYPE OF TRANSMISSION.

THE FOLLOWING CHART LISTS THESE CODES AND THE TRANSMISSIONS WHICH THEY REPRESENT.

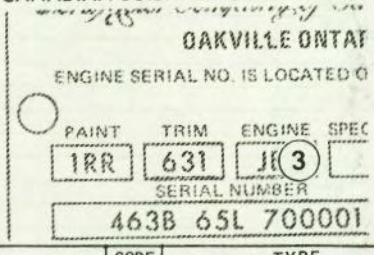

CODE	TYPE	CODE	TYPE	CODE	TYPE	CODE	TYPE
1	3 Speed Manual Shift	2	4 Speed Manual Shift	3	Automatic (column shift)	4	Automatic (console shift)

1965 CANADIAN BUILT VEHICLES

DRIVE CODES

THE SEVENTH DIGIT OF THE SERIAL NUMBER INDICATES WHETHER THE VEHICLE IS LEFT HAND DRIVE (L.H.D.) OR RIGHT HAND DRIVE (R.H.D.).

HALPERT_AUCTIONS

WARRANTY PLATE or CERTIFICATION LABEL

(Refer to Pages 40 thru 44 for Bronco Warranty Plate Codes)

CAR LINE CODES

THE FIRST DIGIT OF THE SERIAL NUMBER INDICATES THE CAR LINE.

THE FOLLOWING CHART LISTS THESE CODES AND THE CAR LINES WHICH THEY REPRESENT.

1965 CANADIAN BUILT VEHICLES

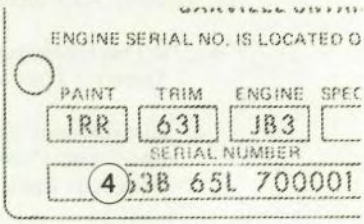

CODE	CAR LINE	DESCRIPTION	CODE	CAR LINE	DESCRIPTION
0	Fairlane	With 6 cylinder engine	6	Ford	With 6 cylinder engine
4	Ford	With 8 cylinder engine	7	Falcon	With 6 cylinder engine
5	Falcon	With 8 cylinder engine	8	Fairlane	With 8 cylinder engine

DISTRICT CODES

CERTIFICATION LABEL SHOWN
WARRANTY PLATE TYPICAL



THE CODE SHOWN ABOVE OR BELOW "D.S.O." IDENTIFIES THE DISTRICT WHICH ORDERED THE UNIT.

THE FOLLOWING CHART LISTS THESE CODES AND THE DISTRICT WHICH THEY REPRESENT.

FOR AN EXPLANATION OF THE DSO PORTION OF THE NUMBER REFER TO PAGE 13.

CODE	DISTRICT
11	Boston
12	Buffalo
13	New York
14	Pittsburgh (1972)
15	Newark
16	Philadelphia
17	Washington
21	Atlanta
22	Charlotte
23	Memphis (1972)
24	Jacksonville
25	Richmond
26	New Orleans (1972)
27	Cincinnati
28	Louisville
32	Cleveland (1965/71)
33	Detroit-(1965/71)

CODE	DISTRICT
34	Indianapolis
35	Lansing (1965/71)
37	Buffalo (1965/71)
38	Pittsburgh
41	Chicago
42	Fargo (1965/71)
42	Cleveland (1972)
43	Milwaukee
44	Twin Cities
45	Davenport (1965/71)
45	Lansing (1972)
46	Indianapolis
47	Cincinnati
48	Detroit (1972)
51	Denver (1965/71)
52	Des Moines (1965/71)
52	Dallas (1972)

CODE	DISTRICT
53	Kansas City
54	Omaha
55	St. Louis
56	Davenport
57	Houston (1972)
58	Twin Cities (1972)
61	Dallas (1965/71)
62	Houston (1965/71)
63	Memphis (1965/71)
64	New Orleans (1965/71)
65	Oklahoma City
71	Los Angeles
72	San Jose
73	Salt Lake City
74	Seattle
75	Phoenix
76	Denver (1972)

CODE	DISTRICT
83	Government
84	Home Office Reserve
85	American Red Cross
87	Body Company
89	Transportation Services
90 thru 99	Export
	FORD OF CANADA
12	Export
B1	Central
B2	Eastern
B3	Atlantic
B4	Midwestern
B6	Western
B7	Pacific

ENGINE ASSEMBLY PLANT CODES

CODE	ENGINE PLANT	CODE	ENGINE PLANT	CODE	ENGINE PLANT	CODE	ENGINE PLANT
C	Cleveland	E	Ensite - Canada	W	Windsor		

COPYRIGHT © 1975 — FORD MOTOR COMPANY — DEARBORN, MICHIGAN

FINAL ISSUE

HALPERT_AUCTIONS

1966/69 BRONCO WARRANTY PLATE - TYPICAL

Located on the left hand inner cowl panel.

The Warranty Plate includes:

1. Warranty Number (first line) consisting of codes which identify Series, Engine, Assembly Plant and Numerical sequence of Assembly.
2. Miscellaneous Vehicle Data (second line) consisting of codes which identify Wheelbase, Color of Exterior Paint, Model, Trim, Body Type, Transmission and Rear Axle Ratio.
3. District Code (third line) and DSO number where applicable.

The page number(s) on which the codes are listed is shown in parenthesis.

WARRANTY NUMBER (U15FL 732001) FIRST LINE

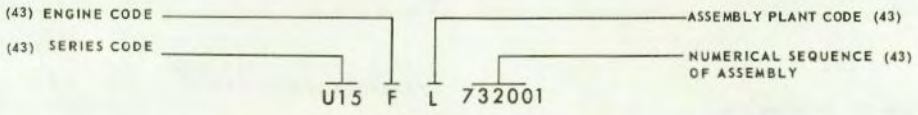

"U15"--- U100 Series - Wagon
"F"--- 6 cyl. 170 C.I.D. engine - 1 Venturi carburetor
"L"--- Assembled at Michigan Truck Plant
"732001"--- First unit built at assembly plant

Black Background Plate Identifies a Unit Painted with M32J (Acrylic) Enamel. (Solid Color Unit or the Lower Body Color when Unit is Two-Tone.)

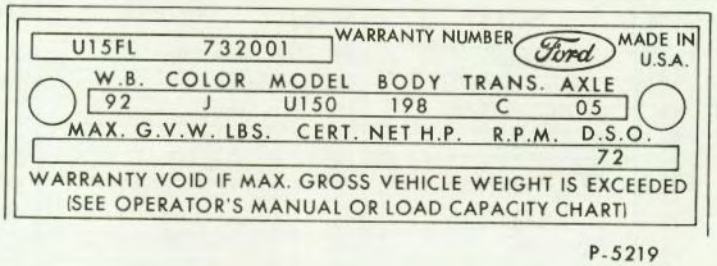

Grey Background Plate Identifies a Unit Painted with M30J (Non-Acrylic) Enamel. (Solid Color Unit or the Lower Body Color when Unit is Two-Tone.)

P-5219

MISCELLANEOUS VEHICLE DATA (92 J U150 1 98 C 05) SECOND LINE

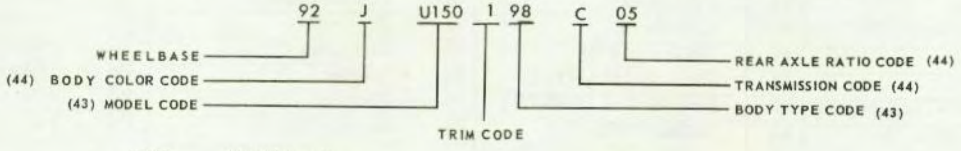

"92"--- 92" Wheelbase
"J"--- Rangoon Red
"U150"--- U100 Unit with necessary equipment to rate given G. V. W.
"1"--- Silver vinyl
"98"--- 98 Long Roof (Wagon)
"C"--- 3 Speed Light Duty-Standard
"05"--- 4.11 to 1 (Ford 3300#)

PART of THIRD LINE (72) DISTRICT CODE

"72"--- San Jose District (and D.S.O. number when applicable)

Refer to Page 13 for complete explanation

HALPERT_AUCTIONS

1970/ BRONCO WARRANTY PLATE - TYPICAL

Located on the inside of the glove compartment door.

The Warranty Plate includes:

1. Warranty Number (first line) consisting of codes which identify Series, Engine, Assembly Plant and Numerical Sequence of Assembly.
2. Miscellaneous Vehicle Data (second line) consisting of codes which identify Wheelbase, Color of Exterior Paint, Model, Trim, Body Type, Transmission and Rear Axle Ratio.
3. District Code (third line) and DSO number where applicable.

The page number(s) on which the codes are listed is shown in parenthesis.

FIRST LINE (U15GLG30001) WARRANTY NUMBER

"U15" --- U100 Series - Wagon
"G" --- 8 cyl. 302 C.I.D. engine - 2 Venturi carburetor
"L" --- Assembled at Michigan Truck Plant
"G30001" --- First unit built at assembly plant

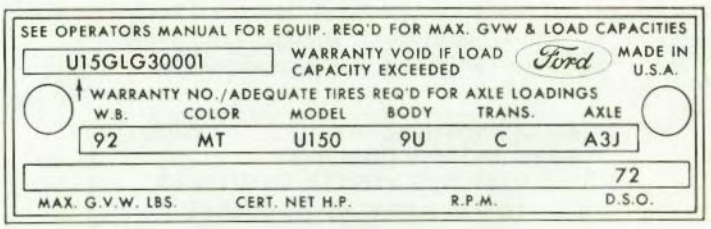

P-8188

SECOND LINE (92 MT U150 9U C A3 J) MISCELLANEOUS VEHICLE DATA

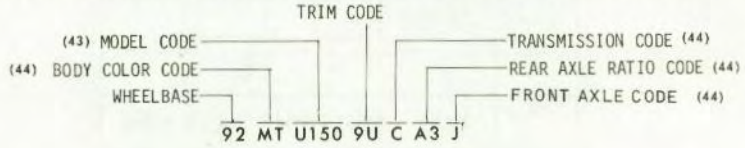

"92" --- 92" Wheelbase
"MT" --- Wimbledon White (M) lower body and Candy Apple Red (T) - upper body
"U150" --- U100 Unit with necessary equipment to rate given G.V.W.
"9U" --- Light Parchment vinyl
"C" --- 3 Speed Manual Transmission
"A3" --- Rear axle ratio of 4.11 to 1 and a capacity of 2780 lbs.
"J" --- Limited slip front axle (Dana 30).

PART of THIRD LINE (72) DISTRICT CODE

"72" --- San Jose District (and D.S.O. number when applicable)

Refer to Page 13 for complete explanation

COPYRIGHT © 1975 — FORD MOTOR COMPANY — DEARBORN, MICHIGAN

HALPERT_AUCTIONS

1970/ BRONCO SAFETY STANDARD CERTIFICATION LABEL - TYPICAL

(USED IN ADDITION TO WARRANTY PLATE)

Located on the quarter pillar opposite the latch face of the left front door.

The Certification Label includes:

1. Build Date (e.g. 9/69) in upper left hand corner which indicates the month and year in which the unit was built.

2. Vehicle Identification Numbers (left half of first line) consisting of codes which will identify Series, Engine, Assembly Plant and Numerical Sequence of Assembly. (also shown in upper right hand corner).

VEHICLE IDENTIFICATION NUMBER (U14GL30001) FIRST LINE

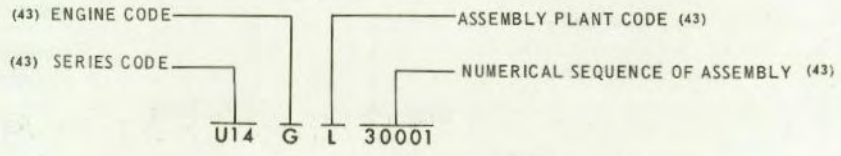

"U14" --- Sport Car (Utility)
"G" --- 8 Cyl. 302 C.I.D. Engine - 2 Venturi Carburetor
"L" --- Assembled at Michigan Truck Plant
"30001" --- First Unit built at Assembly Plant

MANUFACTURED BY 30001
FORD MOTOR COMPANY
9/69 THIS VEHICLE CONFORMS TO ALL APPLICABLE FEDERAL MOTOR VEHICLE SAFETY STANDARDS IN EFFECT ON DATE OF MANUFACTURE SHOWN ABOVE

VEH. IDENT. NO.		WB	COL	MOD	AXLE
U14GL30001					
BODY	TRNS.	MAX. GVW#	NET HP	DSO	
RPM	TYPE: MULTIPUR PASS VEH				

WARRANTY VOID IF LOAD CAPACITY EXCEEDED. SEE OPER. MAN. FOR EQUIP. REQ'D FOR MAX. GVW & LOAD CAP. ADEQUATE TIRES REQ'D FOR AXLE LOADING.
Made in U.S.A.

P-7185

For balance of Warranty Plate information refer to Warranty Plate Diagram on Page 30.

HALPERT_AUCTIONS

1966/ BRONCO WARRANTY PLATE - continued

BODY TYPE CODES (1966/69)

SERIES CODE	BODY TYPE CODE	DESCRIPTION	SERIES CODE	BODY TYPE CODE	DESCRIPTION
U13	96	Roadster (Open Body)	U15	98	Wagon (Long Roof)
U14	97	Sport Car (Utility)			

ENGINE CODES

Code: F Engine: 170	Code: N Engine: 289	Code: G Engine: 302

ASSEMBLY PLANT CODES

Code: L Plant: Michigan Truck

NUMERICAL SEQUENCE OF ASSEMBLY

A production serial number block system is used to identify model years.

FROM - SERIAL NUMBER	TO - SERIAL NUMBER	CATALOGED AS - MODEL YEAR
732,001	914,000	1966
A00,001	B82,000	1967
C00,001	D82,000	1968
D82,001	G30,000	1969
G30,001	J70,000	1970
J70,001	M30,000	1971
M40,001	Q00,000	1972

MODEL CODES (1970/)

MODEL CODE	DESCRIPTION	CATALOGED AS	MODEL CODE	DESCRIPTION	CATALOGED AS
U140	Sport Car (exc. H/D) (Utility)	97	U150	Wagon (exc. H/D)	98
U142	Sport Car (H/D) (Utility)	97	U152	Wagon (H/D)	98

COPYRIGHT © 1975 — FORD MOTOR COMPANY — DEARBORN, MICHIGAN

HALPERT_AUCTIONS

1966/ BRONCO WARRANTY PLATE - continued

COLOR CODES (EXTERIOR PAINT)

(Refer to Paint Section)

TRIM CODES

(Refer to Soft Trim Section)

TRANSMISSION CODES

CODE	YEAR	TYPE	CODE	YEAR	TYPE
C	66/	3 speed manual			

REAR AXLE RATIO CODES

CODE	YEAR	RATIO LOCK	RATIO N-LKG.	CAP.	DESCRIPTION	CODE	YEAR	RATIO LOCK	RATIO N-LKG.	CAP.	DESCRIPTION
A3	66/	4.11		2780		04	66/		4.57	2780	
A4	66/68	4.57		2780		05	66/		4.11	3300	
A5	66/	4.11		3300		06	66/68		4.57	3300	
A6	66/67	4.57		3300		08	69/	3.50		3300	
B8	67/	3.50		2780		18	67/		3.50	2780	
B9	67/	3.50		3300		19	67/68		3.50	3300	
03	66/		4.11	2780							

FRONT AXLE CODES

CODE	YEAR	TYPE	CODE	YEAR	TYPE
J	68/	Limited Slip (Dana 30)	2	67	Front Locking
K	71/	Dana 44-1F			

HALPERT_AUCTIONS

INDEX

PART NAME	GROUP NUMBER
A	
Absorber (body bolt upper)	5B098
Absorber (bumper arm to bumper)	17A924
Absorber (steering shock)	3E651
Accelerator assy.	9725
Accelerator control kit	9B843
Actuator (backup lamp switch)	15540
Actuator (brake pedal)	2B187
Actuator (courtesy lamp switch)	13A786
Actuator (instrument cluster warning indicator switch)	10B998
Actuator (luggage compt. door open limit switch)	13A730-1
Actuator (P/S gear valve)	3812
Actuator (seat belt warning & ignition interlock)	14A554
Actuator (speed control release switch)	9C798
Actuator (steering column lock lever)	3E715
Actuator (top control switch limit)	15A694
Actuator (trans. console shift selector)	7E134
Actuator (trans. overdrive kickdown switch)	7A770
Actuator assy. (brake skid control)	2B002
Actuator assy. (door lock control switch)	14022
Actuator assy. (luggage compt. door open limit switch)	13A792, 13A796
Actuator assy. (speed control)	9A825
Actuator assy. (steering column lock)	3E723
Actuator kit (P/S control valve)	3783
Actuator & lens assy. (warning lamp indicator panel emergency flasher)	10B998
Adapter (A/C compressor outlet)	5A717
Adapter (A/C venturi pressure tube)	19C883
Adapter (alternator mounting bracket)	10A336
Adapter (automatic air leveler compressor outlet)	5A717
Adapter (brake pressure differential valve connector)	2B276
Adapter (carb. air cleaner to intake tube)	9D608
Adapter (carb. choke control tube)	9C786
Adapter (carb. fuel inlet)	9A520
Adapter (cigar lighter socket)	15063
Adapter (clutch pedal rod)	7B535
Adapter (eng. oil filler)	6A868
Adapter (exhaust air supply vacuum pipe to by-pass valve)	9K452
Adapter (front stabilizer bar mounting)	5B482
Adapter (front suspension lower arm)	3375-6
Adapter (fuel vapor purge tube to air cleaner)	9D692
Adapter (heater temperature control valve)	18K306
Adapter (instrument cluster control pod back plate)	10B912
Adapter (intake manifold to deceleration valve)	9K495
Adapter (manifold inlet vacuum pipe to distributor)	9K442
Adapter (muffler inlet pipe)	5D209
Adapter (muffler outlet pipe reducer)	5264
Adapter (power brake booster push rod)	2B014
Adapter (P/S pump to mounting)	3K505

PART NAME	GROUP NUMBER
A - cont'd.	
Adapter (thermostatic choke control inlet tube)	9C786
Adapter (trans. overdrive housing to trans. case)	7660
Adapter (water temperature indicator sender engine unit)	10911
Adapter (windshield defroster outlet)	18A527
Adapter assy. (A/C outlet duct)	18C387
Adapter assy. (eng. crankcase vent)	6A665
Adapter assy. (eng. oil filter)	6881
Adapter assy. (fuel tank vent expansion tank)	9A210
Adapter assy. (heater outlet duct)	18C387
Adapter assy. (oil pressure hose)	9279
Adapter assy. (speedo.)	17294
Adapter assy. (trans. extension housing)	7C386
Adapter assy. (trans. gearshift interlock rod)	7D425
Adapter assy. (windshield antenna to fender mounted)	19A130
Adapter & gusset (front suspension lower arm)	3A031-2
Adapter kit (A/C drive)	19B969
Adapter kit (A/C master)	19700
Adapter kit (carb.)	9G545
Adapter kit (exhaust air supply)	9C432
Adapter kit (headlamp alignment test)	13B121
Adapter kit (P/S)	3A705, 9103
Adapter kit (P/S to A/C)	3A635
Adapter kit (radio antenna)	18813
Adhesives	Δ
Adjuster (P/S gear control valve spool)	3B700
Adjuster (rear axle differential bearing)	4067
Adjuster (speed control connector)	9C876
Adjuster (steering gear worm thrust bearing)	3A670
Air conditioner refrigerant	Δ
Air horn kit	13800
Air valve kit (carb. spring & cam)	9S512
Alternator (mounting)	10A313
Alternator assy.	10346
Alternator terminal kit (battery insulator)	10A383
Ammeter (instrument cluster)	10850
Amplifier assy. (automatic temperature control box)	19D612
Amplifier assy. (ignition current)	12A027
Amplifier assy. (speed control)	9D843
Anchor (rear license plate support)	17A398
Anchor pin repair kit (brake shoe)	2A423
Antenna kit (radio)	18813

Δ Refer to page 1 of Paint Section

COPYRIGHT © 1975 — FORD MOTOR COMPANY — DEARBORN, MICHIGAN

FINAL ISSUE

HALPERT_AUCTIONS

INDEX

PART NAME	GROUP NUMBER
A - cont'd.	
Anti-freeze & coolant	Δ
Anti-rattler (fuel tank to bracket)	9A058
Anti-squeak (front fender moulding to bumper)	16304
Anti-squeak (rear spring)	5586
Applique (trans. console shift selector housing)	7E116
Applique (wheel cover)	1137
Apron (front fender)	16054-5
Arm (A/C compressor belt adjustment)	2A942
Arm (alternator belt adjustment)	10145
Arm (eng. valve rocker)	6564
Arm (exhaust air supply pump belt adjustment)	9B452
Arm (front axle spindle)	3130-1
Arm (front bumper)	17754-5, 17766-7, 17A973-6
Arm (generator belt adjustment)	10145
Arm (generator brush)	10040
Arm (heater air temperature control valve door)	18A553
Arm (rear bumper)	17787-8, 17795-6
Arm (rear view inside mirror)	17690
Arm (spare wheel carrier)	1432
Arm (steering gear sector shaft)	3590
Arm (steering idler)	3734, 3A734
Arm (trans. gearshift selector)	7302, 7346
Arm (windshield wiper motor output)	17A436
Arm (windshield wiper mounting)	17540
Arm (windshield wiper pivot)	17526-7
Arm assy. (carb. metering rod)	9D819
Arm assy. (distributor timing)	12273
Arm assy. (eng. timing chain tensioner)	6285
Arm assy. (front axle radius)	3A360
Arm assy. (front bumper inner)	17973-4
Arm assy. (front suspension lower)	3078-9
Arm assy. (front suspension upper)	3082
Arm assy. (fuel pump rocker)	9376
Arm assy. (rear suspension lower)	5A649
Arm assy. (speed control rod to throttle pivot)	9C812
Arm assy. (trans. gearshift selector)	7302-3
Arm assy. (trans. gearshift)	7302
Arm assy. (trans. intermediate & high gearshift control-column mounted)	7302
Arm assy. (trans. low & reverse gearshift control-column mounted)	7303
Arm & bracket assy. (steering idler)	3355
Arm & bushing assy. (rear suspension upper)	5500
Arm & bushing kit (steering idler)	3352
Arm & link assy. (windshield wiper motor)	17A464
Arm & pivot shaft assy. (windshield wiper mounting)	17566-7
Arm & support (trans. selector lever)	7302
A - cont'd.	
Arm kit (rear suspension)	5A826
Armature (voltage regulator relay)	10A517
Armature (windshield wiper motor)	17A485
Armature assy. (generator)	10005
Armature assy. (starter motor)	11005
Armature assy. (voltage regulator)	10551
Arrestor assy. (eng. crankcase vent flame)	6A827
Automatic timer (car warmer)	18497
Axle assy. (front driving less wheels)	3002
Axle assy. (rear)	4006
B	
Baffle (A/C evaporator core front housing)	19A675
Baffle (carb. air valve)	9S570
Baffle (carb. automatic choke plate)	9A539
Baffle (carb. equalizer passage)	9A517
Baffle (carb. float bowl)	9A517
Baffle (carb. metering body vent)	9553
Baffle (eng. cylinder block vent)	6A630
Baffle (eng. intake manifold oil)	6A630
Baffle (eng. oil pan upper)	6687
Baffle (eng. push rod crankcase vent)	6A630
Baffle (eng. valve push rod valley)	6524
Baffle (eng. valve rocker arm oil)	6524
Baffle (eng. valve spring oil)	6524
Baffle (front brake grease)	2240
Baffle (heater plenum chamber air)	18C343
Baffle (instrument cluster lamp)	10891-2
Baffle (trans. input shaft bearing oil)	7040
Baffle (trans. overdrive output shaft bearing oil)	7668
Baffle (valve push rod vent)	6A669
Ball (carb. accelerator pump check)	9576
Ball (carb. pump discharge check)	9576
Ball (carb. secondary throttle check)	9576
Ball (carb. throttle lever)	9681
Ball (clutch release equalizer shaft)	7543
Ball (clutch release equalizer shaft inner)	7A535
Ball (transfer case shift assy.)	7213
Ball (trans. coasting booster valve shuttle)	7E195
Ball joint (front suspension lower arm)	3050
Ball joint (front suspension upper arm)	3049
Ball kit (steering gear worm)	3647
Ball kit (trailer hitch)	19F503
Ball stud kit (steering drag link)	3A533
Band (A/C blower motor mounting)	19A991
Band (starter motor cover)	11126
Band (trans. intermediate servo)	7D034
Band (trans. reverse clutch)	7D095
Band assy. (trans. rear)	7A176
Band assy. (trans. rear servo)	7A162

Δ Refer to page 1 of Paint Section

HALPERT_AUCTIONS

INDEX

PART NAME	GROUP NUMBER
B - cont'd.	
Bar (headlamp cover center)	13B029
Bar (radiator grille)	8390
Bar (rear bumper name plate)	17B847
Bar (rear spring shackle rear)	5627
Bar assy. (clutch release equalizer)	7528
Bar assy. (front stabilizer)	5482
Bar assy. (rear stabilizer)	5A772
Bar assy. (steering front track)	3B239
Bar & bushing assy. (rear track)	5A639
Bar kit (rear track mounting)	5B640
Base (jack)	17088
Base plate (carb. air cleaner)	9D600
Battery chart	10653-5
Battery (dry charged)	10657
Battery (mounting parts)	10732
Bearing (A/C compressor belt idler pulley)	2873, 2990
Bearing (A/C compressor clutch)	2990
Bearing (alternator)	10095
Bearing (alternator front drive end)	10A303
Bearing (alternator rear)	10A304
Bearing (clutch pilot)	7600
Bearing (clutch release)	7580
Bearing (eng. camshaft)	6261-3, 6267, 6270
Bearing (eng. connecting rod)	6211
Bearing (eng. crankshaft main)	6333-7
Bearing (front axle pinion)	4621, 4630
Bearing (front axle spindle)	3123
Bearing (generator)	10095
Bearing (generator end plate)	10094
Bearing (generator rear)	10095
Bearing (moveable steering column to track lower bracket)	3C728
Bearing (power brake booster lever)	2B346
Bearing (P/S gear input shaft)	3D525
Bearing (rear axle driving pinion pilot)	4625
Bearing (rear axle pinion)	4621, 4630
Bearing (rear wheel)	1225
Bearing (speed control servo connector to bellcrank)	9D764
Bearing (starter motor drive housing)	11135
Bearing (steering column release cam)	3D581
Bearing (steering gear rack adjustment)	3F515
Bearing (steering gear worm thrust)	3571
Bearing (transfer case bellcrank)	7341
Bearing (trans. column shift selector bellcrank)	7341
Bearing (trans. control selector tube)	7347
Bearing (trans. counter shaft gear)	7121
Bearing (trans. gearshift lever opening plate)	7D440
Bearing (trans. gearshift tube)	7347

PART NAME	GROUP NUMBER
B - cont'd.	
Bearing (trans. input & output shaft)	7025, 7065
Bearing (trans. input shaft pilot)	7118 7120
Bearing (trans. rear clutch brake drum & secondary sun gear)	7-7507
Bearing (trans. rear servo lever needle)	7-7406
Bearing (trans. second & third speed gear)	7120
Bearing (trans. shift bellcrank)	7341
Bearing (trans. steering column tube)	7347
Bearing (trans. sun gear thrust)	7D234
Bearing (windshield wiper arm)	17573
Bearing assy. (clutch release)	7580
Bearing assy. (exhaust air supply pump rear)	9B477
Bearing assy. (free running hub inner coupling)	1092
Bearing assy. (P/S gear input shaft)	3D525
Bearing assy. (steering column tube)	3517
Bearing assy. (trans. rear clutch sun gear front)	7D480
Bearing kit (eng. camshaft)	6A251
Bearing kit (P/S gear lower thrust)	3D730
Bearing kit (P/S gear upper thrust)	3D729
Bearing retainer kit (front wheel lock)	1198
Bellcrank (speed control)	9B713
Bellcrank (transfer case control)	7A188
Bellcrank (trans. accelerator)	7A185
Bellcrank (trans. column shift selector)	7A185
Bellcrank (trans. kick down control to accelerator)	7A188
Bellcrank (trans. shift)	7A185
Bellcrank assy. (carb. accelerator)	9732
Bellcrank assy. (throttle control)	9A774
Belt (drive)	8620
Belt (eng. timing)	6268
Belt kit (drive)	8A615
Bender (heater hose 90°)	18573
Bezel (A/C evaporator)	19C957, 19A995
Bezel (A/C register)	19C784, 19C871-3, 19C894
Bezel (air horn switch)	18598
Bezel (body side reflector)	13381
Bezel (body side reflector rear)	15A436
Bezel (clock)	17362
Bezel (console panel seat belt warning indicator lamp switch)	10B928
Bezel (control)	18598
Bezel (emergency warning switch)	15C580
Bezel (front or rear side lamp)	15A440
Bezel (fuel gauge)	9A283
Bezel (headlamp dimmer control)	13B081
Bezel (headlamp inner)	13048

COPYRIGHT © 1975 — FORD MOTOR COMPANY — DEARBORN, MICHIGAN

HALPERT_AUCTIONS

INDEX

PART NAME	GROUP NUMBER
B- cont'd.	
Bezel (headlamp outer)	13048
Bezel (heated backlite switch)	18598
Bezel (heater switch)	18598
Bezel (ignition switch)	11580, 11584
Bezel (instrument cluster)	10876
Bezel (instrument cluster control)	10852
Bezel (instrument cluster control housing)	10B903
Bezel (instrument cluster control outer)	10853
Bezel (instrument cluster emergency warning indicator lamp)	10B920
Bezel (instrument cluster low fuel level warning lamp)	10A838
Bezel (instrument panel parking brake warning lamp)	10A840
Bezel (map lamp lens)	13B705
Bezel (parking lamps)	13210
Bezel (radio control)	18842
Bezel (radio speaker fader control)	18A842
Bezel (rear lamp lens)	13489
Bezel (rear view outside mirror control)	17530
Bezel (rear window defogger outlet)	18C573
Bezel (roof console panel door opening warning switch)	10C863
Bezel (seat regulator control switch)	14B690, 14A706
Bezel (selector switch)	9A389
Bezel (speed control switch)	9D782
Bezel (stereo tape player)	19A112
Bezel (tachometer)	17362
Bezel (trans. console shift selector dial)	7D443
Bezel (trans. gearshift lever boot)	7E391
Bezel (turn indicator lamp)	13349
Bezel (warning lamp indicator panel door opening lamp)	10A845
Bezel assy. (clock)	15009-10
Bezel assy. (heater register)	19C894
Bezel assy. (speedo.)	17A260
Bezel & lens (instrument panel emergency flasher warning lamp)	10B920
Bezel & lens (instrument panel warning lamp)	10C876
Bezel & lens (roof console panel warning indicator)	10C876
Bezel & lens (trans. column shift selector)	7E055
Bezel & lens (warning indicator panel lamp)	10C876
Bezel & lens assy. (instrument panel parking brake warning lamp)	10A840
Bezel & plate assy. (front fender side lamp)	15A460
Bezel kit (A/C)	19C872
Blade (windshield wiper less frame)	17593
Blade assy. (windshield wiper)	17528

PART NAME	GROUP NUMBER
B- cont'd.	
Bleed assy. (distributor vacuum air)	12A168
Block (headlamp switch junction)	11A647-8
Block (terminal)	10564
Block assy. (eng. cylinder)	6010
Block assy. (heater vacuum hose junction)	19C643
Block assy. (junction)	14448
Block assy. (vacuum hose junction)	19C643
Blower assy. (heater)	18456
Board (alternator printed circuit)	10B301
Bobbin (alternator rotor coil)	10B303
Body (carb. power valve)	9G552
Body (dome lamp)	13787
Body (map lamp)	13765
Body (rear lamp)	13440
Body (trans. front band servo)	7A094
Body (trans. governor oil collector)	7D220
Body (trans. rear band servo)	7B172
Body (windshield wiper aux. drive)	17579
Body assy. (carb. main)	9512
Body assy. (front)	8190
Body assy. (map lamp)	13786
Body assy. (parking lamp)	13206-7
Body assy. (rear lamp)	13434-5
Body assy. (trans. governor)	7C063
Body assy. (vacuum pump)	9354
Body & plugs assy. (carb. main metering)	9A511, 9A513
Body & plugs assy. (fuel pump upper)	9343
Body & shaft assy. (carb. throttle)	9518
Body & socket assy. (backup lamp)	15511-2
Body & socket assy. (interior lamp)	13A744, 13786
Body & socket assy. (rear license lamp)	13560
Body & switch assy. (interior lamp)	13749, 13786
Body stripe kit (complete car)	16224
Bolt (A/C compressor idler pulley mounting)	2A934
Bolt (alternator through)	10120, 10A396
Bolt (battery clamp)	10756
Bolt (brake master cylinder link rod)	2462
Bolt (brake pedal assy.)	2B185
Bolt (bumper)	17758
Bolt (differential carrier to rear axle housing)	4347
Bolt (driveshaft universal joint)	4529
Bolt (eng. connecting rod)	6214
Bolt (eng. crankshaft main bearing cap)	6345

HALPERT_AUCTIONS

INDEX

PART NAME	GROUP NUMBER
B- cont'd.	
Bolt (eng. crankshaft pulley)	6A340
Bolt (eng. cylinder block oil filter opening cover)	6A660
Bolt (eng. cylinder head)	6065
Bolt (eng. flywheel to crankshaft)	6379
Bolt (eng. front support insulator)	6047
Bolt (eng. insulator to cross member)	6047
Bolt (eng. valve rocker arm shaft support)	6A527
Bolt (eng. valve rocker arm support)	6A527
Bolt (front suspension lower arm mounting)	3057
Bolt (front suspension lower arm strut)	3B267
Bolt (fuel tank strap)	9A010
Bolt (fuse junction panel)	14A187
Bolt (generator through)	10120
Bolt (lockout hub retaining plate)	1A031
Bolt (manifold to eng.)	5260
Bolt (P/S control valve spool)	3-3698
Bolt (P/S pump oil filter support or cover retaining)	3601
Bolt (rear axle cover to housing)	4346
Bolt (rear axle differential carrier to rear axle housing)	4347
Bolt (rear axle differential gear to case)	4216
Bolt (rear brake backing plate)	2248
Bolt (rear spring tie)	5721
Bolt (spare wheel mounting)	1448
Bolt (spring seat mounting)	5A322
Bolt (starter motor through)	10120, 11091
Bolt (steering column tube flange)	3641
Bolt (trans. overrunning clutch to case)	7D167
Bolt (trans. planetary gears support to case)	7A291
Bolt (trans. rear band servo body to case)	7-7420
Bolt (wheel hub)	1107
Bolt assy. (eng. oil filter adapter mounting)	6894
Bolt & valve assy. (eng. oil filter center)	6741
Bolt & washer (eng. oil pump attaching)	6638
Bond (radio frequency interference suppression)	19A095
Booster assy. (power brake)	2005
Booster installation kit (power brake)	2A091
Booster repair kit (power brake)	2309
Boot (accelerator shaft)	9793
Boot (brake cylinder or caliper)	2206-7
Boot (brake master cylinder)	2180
Boot (brake pressure metering valve push rod)	2B445
Boot (clutch pedal rod)	7A582
Boot (collapsible steering column)	3C611
Boot (courtesy lamp switch)	13A759
Boot (front disc brake caliper)	2206-7
Boot (parking brake cable)	2K650
Boot (parking brake lever)	2A713

PART NAME	GROUP NUMBER
B- cont'd.	
Boot (power brake booster push rod)	2A477
Boot (P/S cylinder)	3C528
Boot (trans. column shift selector indicator)	7E054
Boot (trans. console shift selector linkage)	7277
Boot (trans. floor mounted gearshift control linkage lower)	7E138
Boot (trans. gearshift lever)	7277
Boot (wiring connector sleeve)	14490
Boot & insulator kit (P/S cylinder)	3C651
Bowl (fuel pump filter)	9355
Bowl & plugs assy. (carb. float)	9A507-8
Box assy. (A/C automatic temperature control)	19C730
Brace (A/C compressor)	2888, 2889, 2A951
Brace (alternator mounting)	10B315
Brace (battery hold down clamp)	10741
Brace (carb. air cleaner)	9663
Brace (front bumper inner arm)	17B962-3
Brace (front fender apron & radiator support)	16D032
Brace (front fender apron to dash)	16A052-3
Brace (front fender apron upper member)	16D154-5
Brace (front fender to apron)	16222-3
Brace (front fender to apron & radiator support)	16A023-4
Brace (front fender to bumper)	16B134
Brace (front fender to radiator support upper)	16B132-3
Brace (front valance panel)	17899
Brace (headlamp housing)	13B123
Brace (hood latch support)	16747
Brace (moveable steering column track)	3C557
Brace (moveable steering column track inner)	3C762
Brace (radiator grille center support)	8174
Brace (radiator grille outer support extension)	8303
Brace (radiator support)	16152-3
Brace (rear bumper end)	17789
Brace (rear bumper mounting bracket to cross member)	17A906
Brace (rear bumper to cross member)	17668
Brace (speed control pulley)	9C875
Brace (trans. case to eng. block)	7E234-5
Brace assy. (A/C evaporator)	19C761
Bracket (accelerator bellcrank stabilizer)	9D703
Bracket (accelerator bellcrank stabilizer rear)	9D709
Bracket (accelerator pedal lever)	9C803
Bracket (accelerator shaft)	9728
Bracket (accelerator shaft to dash)	9A762
Bracket (accelerator to retracting spring)	9741
Bracket (A/C air damper door motor mounting)	18C607
Bracket (A/C air duct support)	18C593
Bracket (A/C blower housing)	18C336

COPYRIGHT © 1975 — FORD MOTOR COMPANY — DEARBORN, MICHIGAN

HALPERT_AUCTIONS

INDEX

PART NAME	GROUP NUMBER
B- cont'd.	
Bracket (A/C blower motor mounting)	19B924, 19C924, 19C942
Bracket (A/C blower motor support)	19A992
Bracket (A/C compressor adjusting)	2883
Bracket (A/C compressor mounting)	2882
Bracket (A/C condenser mounting)	19B594, 19702, 19735
Bracket (A/C condenser tube support)	19C917
Bracket (A/C control motor mounting)	18A699
Bracket (A/C control mounting)	18531
Bracket (A/C control vacuum motor mounting)	18B258
Bracket (A/C defroster door control motor)	18B652
Bracket (A/C dehydrator tank mounting)	19B937
Bracket (A/C evaporator case damper door cable)	19C767
Bracket (A/C evaporator case mounting)	18A456, 19A822, 19A865
Bracket (A/C evaporator case support)	19A639
Bracket (A/C evaporator support)	19C897, 19C918
Bracket (A/C evaporator to instrument panel)	19A637
Bracket (A/C evaporator to instrument panel mounting)	19A993
Bracket (A/C evaporator tube support)	19C574
Bracket (A/C hose support)	19812
Bracket (A/C housing support)	19A623
Bracket (A/C motor mounting)	18A456
Bracket (A/C register)	19B942
Bracket (A/C vacuum hose connector)	19C833
Bracket (air duct support)	18C593
Bracket (alternator mounting)	10A313
Bracket (alternator mounting front)	10156
Bracket (alternator regulator mounting)	10337
Bracket (alternator to cylinder block mounting)	10151
Bracket (anti-backfire valve)	9B290
Bracket (automatic air leveler valve mounting)	5A688
Bracket (automatic headlamp dimmer sensor mounting)	13A021
Bracket (aux. fuel tank locating rear)	9K018
Bracket (backup lamp mounting)	15A507
Bracket (backup lamp switch mounting)	15517
Bracket (back window heat control warning lamp)	18C623
Bracket (battery holddown clamp to apron)	10A705
Bracket (battery support)	10769
Bracket (battery tray inner)	10729
Bracket (belt idler pulley)	8680
Bracket (brake line support)	2A051
Bracket (brake pedal actuator)	2B189
Bracket (brake pressure differential valve)	2B260
Bracket (brake skid control actuator mounting)	2B371

PART NAME	GROUP NUMBER
B- cont'd.	
Bracket (brake skid control module)	2B389
Bracket (brake speed control retarder valve mounting)	2B288
Bracket (brake tube support)	2K206, 2A275
Bracket (carb. air cleaner support)	9A627
Bracket (carb. choke control mounting)	9A700
Bracket (carb. dashpot mounting)	9B550
Bracket (carb. float bowl vent)	9E520
Bracket (carb. float pendulum)	9H546
Bracket (carb. manual choke mounting)	9A838
Bracket (carb. throttle emission control solenoid)	9J586
Bracket (cigar lighter)	15057
Bracket (circuit breaker mounting)	14A066
Bracket (clutch pedal lever assist spring)	7535
Bracket (clutch pedal retracting spring)	7535
Bracket (clutch release equalizer)	7A572
Bracket (clutch release lever)	7522
Bracket (clutch release lever retracting spring)	7542
Bracket (courtesy lamp)	13763
Bracket (cross member radiator support mounting)	5069
Bracket (emergency warning flasher switch mounting)	15595
Bracket (eng. crankcase vent valve hose clip)	6788
Bracket (eng. front insulator)	5057-8
Bracket (eng. front support)	6028-31
Bracket (eng. front support insulator)	6046
Bracket (eng. oil cooler lower)	6B634
Bracket (eng. oil cooler upper)	6B633
Bracket (eng. rear support)	6096,
Bracket (eng. timing pointer mounting)	6M026
Bracket (eng. to frame mounting bolt inner)	6B031
Bracket (eng. to frame mounting bolt outer)	6A047
Bracket (exhaust air supply pump air cleaner)	9B453
Bracket (exhaust air supply pump mounting)	9B450
Bracket (exhaust air supply pump rear)	9B463
Bracket (exhaust air supply tube)	9B481
Bracket (fan shroud)	8149, 6120
Bracket (fog lamp switch mounting)	15A218
Bracket (frame no. 3 cross member support)	5A000-1
Bracket (frame stabilizer rod)	5C027
Bracket (frame to body)	5077-8, 5080-1
Bracket (front brake hose support)	2082
Bracket (front bumper end)	17A820-1
Bracket (front bumper guard)	17B794-5
Bracket (front bumper mounting end)	17B762
Bracket (front bumper stop)	17K754
Bracket (front bumper to fender)	17A869-70
Bracket (front disc brake caliper)	2B134-5
Bracket (front fender apron front)	16596-7

HALPERT_AUCTIONS

INDEX

PART NAME	GROUP NUMBER
B- cont'd.	
Bracket (front fender apron rear)	16C170
Bracket (front fender apron rear mounting lower)	16B204
Bracket (front fender apron to dash)	16296-7
Bracket (front fender apron to frame)	16A200-1
Bracket (front fender extension to radiator support)	16C048
Bracket (front fender mounting rear)	16C078
Bracket (front fender to headlamp support brace)	16A280
Bracket (front fender to pillar)	16A005-6, 16C194-5
Bracket (front license plate mounting)	17A385
Bracket (front reflector mounting)	13A078
Bracket (front shock absorber lower)	18126
Bracket (front shock absorber mounting)	18183-4
Bracket (front shock absorber upper)	18A017
Bracket (front suspension bumper)	3382-3
Bracket (front suspension lower arm strut mounting)	3416
Bracket (front suspension radium arm mounting)	3B095
Bracket (front track bar mounting)	3B241
Bracket (fuel filter)	9180
Bracket (fuel gauge mounting)	9D336
Bracket (fuel line support)	9D319
Bracket (fuel tank guard lower)	9A154
Bracket (fuel tank selector valve mounting)	9A061
Bracket (fuel tank support)	9A004, 9046, 9068
Bracket (fuel tank vent expansion tank front or rear)	9A188, 9A194, 9A225
Bracket (fuel tank vent tube shield lower)	9B027
Bracket (fuel tank vent tube shield upper)	9B026
Bracket (generator mounting)	10039, 10151
Bracket (generator mounting front)	10156
Bracket (generator mounting top)	10153
Bracket (generator splash shield)	10180
Bracket (generator to cylinder block mounting)	10151
Bracket (headlamp cover control reservoir)	13B008
Bracket (headlamp dimmer control mounting)	13655, 13732
Bracket (headlamp door mounting)	13A116-7, 13A118-9
Bracket (headlamp door retaining)	13001
Bracket (headlamp housing mounting)	13A091-2, 13A114-5
Bracket (headlamp housing support)	13A088
Bracket (headlamp mounting)	8B322-3 13099-101, 13A004-5
Bracket (headlamp switch)	11A668

PART NAME	GROUP NUMBER
B- cont'd.	
Bracket (heater air damper door control)	18A272
Bracket (heater air temperature control mounting)	18B542
Bracket (heater control mounting)	18531
Bracket (heater control vacuum motor mounting)	18B258
Bracket (heater hose support)	18481
Bracket (heater water control valve mounting)	18A635
Bracket (hood aux. latch)	16C726-7
Bracket (hood bumper mounting)	16A714
Bracket (hood hinge mounting on body)	16A614-5
Bracket (ignition cable mounting)	12111-2
Bracket (ignition current amplifier)	12A072
Bracket (instrument cluster)	10A919
Bracket (instrument cluster ammeter mounting)	10847
Bracket (instrument cluster mounting)	10845
Bracket (instrument cluster warning indicator panel)	10C894
Bracket (instrument panel control)	10C935
Bracket (instrument panel seat belt warning lamp mounting)	10C893
Bracket (instrument panel wiring)	14536
Bracket (interior lamp bulb holder)	13A762
Bracket (jack handle retainer)	17A139-40
Bracket (jack stowage)	17A039-40
Bracket (license plate)	17B875
Bracket (license plate lamp shield rear)	13585
Bracket (lower cross support)	17792-3
Bracket (luggage compt. door close limit switch)	13B714
Bracket (luggage compt. door open limit switch mounting)	13A793
Bracket (map lamp)	13763
Bracket (moveable steering column track support)	3C557
Bracket (muffler inlet pipe)	5277
Bracket (muffler inlet pipe to eng. block)	5291
Bracket (muffler outlet pipe)	5A235, 5277
Bracket (muffler outlet pipe clamp)	5266
Bracket (muffler support)	5277
Bracket (oil pressure sender)	9F313
Bracket (overdrive manual control handle)	7A215
Bracket (parking brake cable)	2530-1
Bracket (parking brake cable equalizer rod)	2A816
Bracket (parking brake cable support)	2649
Bracket (parking brake control mounting)	2795
Bracket (parking brake equalizer)	2631
Bracket (parking lamp mounting)	13256
Bracket (power brake booster mounting)	2031-2, 2A248
Bracket (P/S cylinder mounting)	3A652
Bracket (P/S hose)	3C510
Bracket (P/S hose insulator)	3A611
Bracket (P/S oil cooler)	3D743
Bracket (P/S pump adjusting)	3A732

COPYRIGHT © 1975 — FORD MOTOR COMPANY — DEARBORN, MICHIGAN

HALPERT_AUCTIONS

INDEX

PART NAME	GROUP NUMBER
B- cont'd.	
Bracket (P/S pump pressure & return tube)	3E596
Bracket (P/S pump support)	3562
Bracket (radiator grille inner)	8A123
Bracket (radiator grille lower)	8232
Bracket (radiator grille mounting upper)	8217, 8A278
Bracket (radiator grille opening panel)	8B455
Bracket (radiator grille support center)	8232
Bracket (radiator mounting)	8083-4
Bracket (radiator support)	8A273-4
Bracket (radiator support lower)	8052
Bracket (radiator support upper)	8A193, 8233
Bracket (radio speaker mounting)	18815
Bracket (rear axle)	5784
Bracket (rear axle bumper)	4731
Bracket (rear axle driving pinion bearing retainer)	4298
Bracket (rear brake hose support)	2073
Bracket (rear bumper guard)	17C856, 17B876-7
Bracket (rear bumper inner arm mounting)	17A750-1
Bracket (rear bumper license plate)	17B891
Bracket (rear bumper stop)	17B965
Bracket (rear lamp mounting lower)	13A418-9
Bracket (rear license lamp)	13423
Bracket (rear license plate bottom)	13401
Bracket (rear reflector mounting)	13A527
Bracket (rear shock absorber member mounting)	18A054
Bracket (rear shock absorber stud)	18178
Bracket (rear shock absorber upper)	18192
Bracket (rear spring front)	5863
Bracket (rear spring rear)	5992
Bracket (rear stabilizer bar stud shield)	5B494
Bracket (rear stabilizer link to cross member)	5661
Bracket (rear view inside mirror)	17698
Bracket (rear view outside mirror tension)	17C697
Bracket (rear window defogger switch mounting)	18C497, 18C541
Bracket (rear window regulator control switch mounting)	14A125
Bracket (relay mounting)	14A301
Bracket (seat regulator control mounting)	14B691, 14A705
Bracket (seat regulator terminal mounting)	14652
Bracket (sliding roof panel switch)	15B692
Bracket (speed control actuator cable)	9B736
Bracket (speed control amplifier mounting)	9D845
Bracket (speed control inhibitor switch)	9C873
Bracket (speed control relay)	9C788
Bracket (speed control release switch mounting)	9A838
Bracket (speed control sensor)	9E729
Bracket (speed control servo)	9C736

PART NAME	GROUP NUMBER
B- cont'd.	
Bracket (speed control solenoid)	9C788
Bracket (speed sensor mounting)	9E719
Bracket (speedometer cable support)	17263
Bracket (spot lamp inside)	15320
Bracket (stabilizer bar)	5486-7
Bracket (steering column release motor)	3E639
Bracket (steering column support)	3B139-40
Bracket (steering column to instrument panel)	3676-8
Bracket (steering gear mounting)	3E552
Bracket (steering idler arm mounting)	3350-1
Bracket (steering shock absorber)	3E652-3
Bracket (stereo multiplex adapter)	19A079
Bracket (stereo tape player mounting)	19A055
Bracket (tachometer mounting)	17368
Bracket (throttle control mounting)	9677
Bracket (throttle modulator mounting)	9E730
Bracket (top control limit switch mounting)	15676
Bracket (track bar to axle)	5557
Bracket (track bar to frame)	5546
Bracket (trans. accelerator & kick down rod)	7B158
Bracket (trans. accelerator bellcrank mounting)	7A296
Bracket (trans. bellcrank mounting)	7E280
Bracket (trans. column shift selector bellcrank mounting)	7C431
Bracket (trans. gearshift tube steering column)	7317
Bracket (trans. kickdown lever spring)	7B159
Bracket (trans. manual control lever)	7E081
Bracket (trans. neutral switch actuating pin)	7B212
Bracket (trans. overdrive control)	7A653
Bracket (trans. overdrive manual control handle)	7A215
Bracket (trans. selector cable)	7B229
Bracket (turn indicator flasher mounting)	13351
Bracket (turn indicator lamp mounting)	13963
Bracket (valance panel front)	17A986
Bracket (wheel nut wrench retainer)	17A139
Bracket (windshield defroster nozzle mounting)	18A348
Bracket (windshield washer reservoir mounting)	17651
Bracket (windshield wiper control mounting)	17C443
Bracket (windshield wiper motor & linkage cover)	17C570-1
Bracket (windshield wiper motor mounting)	17496
Bracket (wiring connector)	14A206
Bracket (wiring shield mounting)	14A217
Bracket assy. (accelerator cable)	9723
Bracket assy. (A/C control mounting)	19A884
Bracket assy. (A/C instrument panel register)	19C964
Bracket assy. (A/C muffler & hose)	19D606
Bracket assy. (automatic air leveler compressor)	5A694
Bracket assy. (carb. air shroud support)	9C670
Bracket assy. (carb. choke control)	9595
Bracket assy. (carb. throttle control)	9764
Bracket assy. (emergency warning flasher switch mounting)	15B597

HALPERT_AUCTIONS

INDEX

PART NAME	GROUP NUMBER
B- cont'd.	
Bracket assy. (fog lamp mounting)	15266
Bracket assy. (front bumper jacking)	17B839
Bracket assy. (front radius arm)	3B095
Bracket assy. (front suspension lower arm mounting)	3A134
Bracket assy. (front suspension lower arm strut mounting)	3486-7
Bracket assy. (front track bar mounting)	3B241
Bracket assy. (headlamp adjusting nut)	13021
Bracket assy. (headlamp cover stop)	13A096
Bracket assy. (parking brake equalizer lever)	2A762
Bracket assy. (relay mounting)	14A323
Bracket assy. (speed control)	9C787
Bracket assy. (speed control connector pulley guide)	9C825
Bracket assy. (stereo multiplex adapter)	19A100
Bracket assy. (window regulator wiring)	14A352
Bracket assy. (wiring)	14A004
Bracket & cable assy. (trans. control selector)	7E363
Bracket & insulator assy. (muffler inlet pipe)	5A246
Bracket & insulator assy. (muffler or outlet pipe)	5260-1
Bracket & insulator kit (muffler outlet pipe)	5260
Bracket & mask assy. (A/C control)	18C540
Bracket & pad assy. (compass mounting)	19A267
Bracket & spring (hood hold down fastener)	16934
Bracket & spring assy. (horn)	13830
Bracket & strap assy. (fuel vapor storage canister)	9D664
Bracket & switch assy. (top control retract)	15A695
Brake drum & secondary sun gear (trans. rear clutch)	7A626
Brake shoe & lining assy. (front)	2018-9
Brake shoe & lining assy. (rear)	2218-9
Breaker assy. (distributor)	12151
Breaker assy. (electrical circuit)	14526
Breaker assy. (electrical circuit glass tube)	14526
Breaker assy. (fusible link wire type fuse)	14526
Brush (starter motor)	11055-6
Brush assy. (speed control)	9C899
Brush & holder (A/C compressor clutch)	2979
Brush & insulator kit (horn)	13A821
Brush & terminal (alternator)	10347
Brush & terminal assy. (windshield wiper motor)	17B566
Brush set (generator)	10069
Brush set (starter motor)	11057
Bulb (fog lamp)	15220
Bulb (headlamp)	13007
Bulb (instrument panel, rear lamp, turn signals etc.)	13465-6
Bulb (road lamp)	15220
Bulb (spotlight sealed beam)	15330
Bulb assy. (lamp)	13799
Bumper (brake pedal)	2B184, 7583
Bumper (clutch pedal)	7583

PART NAME	GROUP NUMBER
B- cont'd.	
Bumper (front)	17756-7
Bumper (front shock absorber)	18A085
Bumper (front suspension)	3019-20
Bumper (hood)	16758, 16763
Bumper (hood latch cam)	16993
Bumper (license plate)	17A396
Bumper (rear)	17906
Bumper (rear axle)	4730, 5783
Bumper (spare wheel carrier latch)	1A366
Bumper (steering column lock actuator)	3F529
Bumper (steering column tube upper flange)	3D656
Bus bar (top control relay)	15A687
Bus bar (window regulator switch)	14513
Bus bar assy. (accessory feed)	14A033
Bushing (accelerator pedal hinge)	9873
Bushing (accelerator pedal lever pivot)	9C805
Bushing (accelerator pedal to cable)	9D803
Bushing (accelerator shaft to bellcrank rod)	9A856
Bushing (A/C air outlet door control shaft)	19B985
Bushing (A/C temperature regulator control shaft)	18C327
Bushing (alternator rectifier insulator)	10A381
Bushing (alternator terminal)	10390
Bushing (brake master cylinder push rod)	2A309, 2474
Bushing (brake pedal)	2461, 2471
Bushing (carb. accelerator pump overtravel spring)	9F569
Bushing (carb. accelerator pump rod)	9F569
Bushing (carb. choke housing)	9851
Bushing (carb. choke thermostat lever)	9851
Bushing (carb. fast idle cam)	9D559
Bushing (carb. throttle control lever)	9C781
Bushing (carb. throttle shaft)	9B508
Bushing (clutch pedal)	2471
Bushing (clutch pedal clevis)	7B605
Bushing (clutch release equalizer shaft)	7517
Bushing (clutch release idler lever rod)	7526
Bushing (distributor base lower)	12132
Bushing (distributor base upper)	12120
Bushing (eng. aux. driveshaft)	6A875
Bushing (eng. connecting rod)	6207
Bushing (eng. to frame mounting bolt)	6A049
Bushing (eng. valve guide)	6510
Bushing (exhaust thermostat control valve)	9462
Bushing (front shock absorber mounting lower)	18A007
Bushing (front spring lower seat)	5A305
Bushing (front suspension lower arm mounting bolt)	3069
Bushing (front suspension track bar)	3A116
Bushing (front suspension upper arm inner shaft)	3068

COPYRIGHT © 1975 — FORD MOTOR COMPANY — DEARBORN, MICHIGAN

HALPERT_AUCTIONS

INDEX

PART NAME	GROUP NUMBER
B - cont'd.	
Bushing (front suspension upper ball joint adjusting)	3B049
Bushing (fuel pump rocker arm)	9389
Bushing (gearshift tube)	7335
Bushing (generator frame field terminal screw insulating)	10206
Bushing (generator terminal screw insulating)	10202
Bushing (headlamp cover hinge)	13A164
Bushing (headlamp cover shaft)	13B104
Bushing (heater temperature regulator control shaft)	18C327
Bushing (power brake booster lever)	2A150
Bushing (power brake booster piston guide)	2B014
Bushing (power steering control valve spool)	3A519
Bushing (rear spring)	5781
Bushing (rear stabilizer bar mounting)	5B486
Bushing (spare wheel carrier)	2461
Bushing (starter motor brush end plate)	11052
Bushing (starter motor drive housing)	11135
Bushing (starter motor field terminal insulator)	11107
Bushing (steering column shaft)	3C773
Bushing (steering gear housing sector shaft)	3571
Bushing (steering idler arm)	3356-8
Bushing (terminal)	14603
Bushing (transfer case gearshift lever shaft)	7A133
Bushing (trans. accelerator rod)	7A440
Bushing (trans. case)	7025
Bushing (trans. console shift selector shaft)	7A133
Bushing (trans. control selector arm)	7343
Bushing (trans. converter stator support)	7B261
Bushing (trans. extension)	7025, 7A034
Bushing (trans. forward clutch hub)	7E059
Bushing (trans. front oil pump)	7B258
Bushing (trans. front oil pump drive gear)	7B259
Bushing (trans. front pump support)	7D018, 7B261
Bushing (trans. gearshift cable adjusting)	7A438
Bushing (trans. gearshift lever)	7K022
Bushing (trans. gearshift lever shaft)	7A133
Bushing (trans. gearshift lever socket)	7335
Bushing (trans. gearshift selector arm insulator)	7343
Bushing (trans. gearshift shaft)	7K453
Bushing (trans. input shaft)	7120
Bushing (trans. intermediate brake drum)	7D046
Bushing (trans. kickdown control shaft)	7A440
Bushing (trans. kickdown lever & control rod)	7C484
Bushing (trans. low & reverse gearshift interlock)	7C320
Bushing (trans. planetary gear drum support flange inner)	7B257
Bushing (trans. planetary gear drum support flange outer)	7B256
Bushing (trans. planetary gears support)	7A132
Bushing (trans. rear clutch drum & secondary sun gear)	7B262
Bushing (trans. rear oil pump body)	7B260
Bushing (trans. reverse brake drum)	7D001
Bushing (trans. sun gear)	7D065
Bushing (turn indicator control)	13B301
Bushing assy. (front suspension track bar)	3A116
Bushing assy. (front suspension upper arm)	3062
Bushing & insulator kit (trans. control selector arm)	7343
Bushing & mounting kit (front suspension lower arm)	3048
Bushing & washer kit (front suspension lower arm strut)	3A187
Bushing kit (P/S cylinder mounting rod end)	3C590
Bushing kit (trans. gearshift arm)	7343
Bushing repair kit (front shock absorber)	18198
Bushing repair kit (rear shock absorber)	18198
Button (distributor breaker plate support)	12072
Button (instrument cluster clock stem opening hole plug)	10C864
Button (parking brake handle)	2791
Button (transfer case shift control handle)	7C488
Button assy. (horn)	13805, 13A805
Button assy. (speed control actuator push)	9C741
Button assy. (trans. console shift selector lever release)	7C488
Button assy. (window regulator control switch)	14530
Buzzer assy. (warning)	13150
Buzzer kit (exterior lamp warning)	14931
C	
Cable (battery booster)	14300
Cable (brake shoe adjusting lever)	2A178
Cable (clutch)	7K581
Cable (parking brake extension)	2853
Cable (parking brake intermediate)	2A815
Cable (radio antenna lead in)	18812
Cable (relay to starter motor)	14431
Cable (spare wheel carrier check)	1A403
Cable (trans. console shift selector linkage)	7D246
Cable (trans. kickdown control)	7A187
Cable (trans. shift)	7E395
Cable assy. (accelerator pedal to carb. throttle)	9A758
Cable assy. (A/C temperature)	19988
Cable assy. (battery)	14300-1
Cable assy. (dash to engine ground)	14303
Cable assy. (defroster)	18548
Cable assy. (heater air)	18552, 18C592

HALPERT_AUCTIONS

INDEX

PART NAME	GROUP NUMBER
C - cont'd.	
Cable assy. (heater temperature)	18518
Cable assy. (heater temperature regulator control)	19233
Cable assy. (hood latch control)	16916
Cable assy. (speed control)	9A820
Cable assy. (speedo.)	17260, 17262
Cable assy. (throttle control)	9C799
Cable assy. (trans. overdrive manual control)	7A650
Cable & conduit (parking brake front)	2853
Cable & conduit (parking brake rear)	2A635
Cable & dial assy. (speed control actuator)	9A825
Cable kit (battery booster)	14300
Cable repair kit (parking brake)	2A753
Caliper assy. (front disc brake)	2B120-1
Caliper repair kit (front disc brake)	2221
Cam (A/C damper door)	19C772
Cam (carb. accelerator pump diaphragm operating)	9526
Cam (lockout hub actuating)	1A053
Cam (rear suspension arm adjusting)	5A637, 5K751
Cam (turn indicator turn off)	13318
Cam (windshield wiper motor)	17A461
Cam assy. (distributor)	12210
Cam assy. (fast idle)	9597
Cam & bolt (front suspension lower arm)	3B236-7
Cam & shaft (trans. first & second speed shifter fork)	7282
Cam & shaft (trans. high & intermediate shifter fork)	7280
Cam & shaft (trans. low & reverse shifter fork)	7282
Cam & shaft (trans. third & fourth speed shifter fork)	7280
Cam kit (carb. fast idle)	9597
Cam kit (rear suspension lower arm)	5K751
Camshaft (eng.)	6250
Camshaft kit (eng.)	6A527
Camshaft & tappets kit (eng.)	6250
Canister assy. (fuel vapor storage)	9D653
Cap (A/C compressor belt idler pulley)	2894
Cap (air leveler cylinder protection)	5A671
Cap (battery filler)	10720
Cap (carb. air cleaner adapter)	9C639
Cap (deceleration valve adjustment screw)	9K808
Cap (eng. valve stem exhaust)	6550
Cap (front hub grease)	1131
Cap (fuel tank sender outlet tube)	9G270
Cap (fuel vapor storage canister)	9E602
Cap (headlamp dimmer foot switch)	13533
Cap (P/S control valve spool centering spring)	3C705, 3-3705
Cap (P/S cylinder piston)	3D530
Cap (P/S gear cylinder)	3A745
Cap (radiator)	8100
Cap (radiator overflow container)	8K103
Cap (rear axle universal joint knuckle dust)	4710
Cap (rear window wiper blade end)	17A402

PART NAME	GROUP NUMBER
C - cont'd.	
Cap (steering column position lock spring)	3E518
Cap (steering stop)	3B279
Cap (vacuum outlet manifold)	9C492
Cap (water outlet)	8A500, 9486
Cap (water outlet connection)	9486
Cap (wheel hub)	1130, 1132
Cap assy. (A/C charging valve)	19D702
Cap assy. (brake master cylinder filler)	2162
Cap assy. (eng. oil filler & breather)	6766
Cap assy. (fuel tank filler)	9030
Cap assy. (P/S pump oil reservoir filler)	3A006
Cap assortment (eng. oil filler & breather)	6766
Cap kit (P/S control valve spool centering spring)	3C705
Capacitor (alternator)	10A380
Capacitor (horn switch contact)	13841
Capacitor (radio voltage regulator)	18832
Carburetor assy.	9510
Carburetor repair kit	9590
Cargo lamp	15650
Carrier (battery)	10732
Carrier (spare wheel)	1433
Carrier assy. (rear axle differential)	4141
Cartridge kit (stereo tape)	18816
Case (transfer & trans.)	7005-6
Case (window regulator switch)	14A317
Case assy. (A/C evaporator)	19A626, 19897
Case assy. (A/C plenum chamber)	18A484
Case assy. (front axle differential gear)	4204
Case assy. (heater core)	18A542-3
Case assy. (heater plenum chamber)	18A484
Case assy. (rear axle differential gear)	4204
Catch (hood aux. latch)	16894
Chain (eng. timing)	6268
Chain & sprockets kit (eng. timing)	6268
Chamber assy. (heater air plenum)	18471
Chamber assy. (thermostatic choke heat)	9890
Chassis (radio receiver)	18806, 18810
Chemical (fire extinguisher recharge)	19C505
Cigar lighter kit	15A044
Circuit assy. (instrument cluster printed)	10K843
Clamp (accelerator shaft lever)	9A712
Clamp (A/C evaporator expansion valve bulb)	19A634
Clamp (A/C hose)	19B679
Clamp (A/C tube support clip)	19C862
Clamp (A/C vacuum hose to fender)	19048
Clamp (battery hold down)	10718
Clamp (carb. air vent push rod)	9565
Clamp (carb. choke cable bracket)	9792

COPYRIGHT © 1975 — FORD MOTOR COMPANY — DEARBORN, MICHIGAN

INDEX

PART NAME	GROUP NUMBER
C - cont'd.	
Clamp (carb. pump rod)	9565
Clamp (carb. thermostatic choke housing)	9842
Clamp (distributor terminal housing hold down)	12144
Clamp (distributor to cylinder head)	12270
Clamp (exhaust)	5253
Clamp (exhaust air supply manifold)	9D444
Clamp (exhaust air supply tube)	9D436
Clamp (exhaust manifold to cylinder block)	9443
Clamp (front bumper guard)	17934-5
Clamp (front wheel spindle correcting rod)	3287
Clamp (heater door lever)	18K254
Clamp (heater hose)	18572
Clamp (heater hose to thermostatic choke housing)	18572
Clamp (hood catch control cable)	16877
Clamp (hose)	8287, 9171
Clamp (intake manifold to cylinder block)	9443
Clamp (jack hold down)	17091
Clamp (muffler to hanger)	5A272
Clamp (power brake booster bellows)	2B155
Clamp (power brake booster hose)	2342
Clamp (P/S control valve ball stud dust cover)	3E728
Clamp (P/S control valve ball stud sleeve)	3-3739
Clamp (P/S control valve dust cover)	3A728
Clamp (P/S cylinder piston rod boot)	3C755
Clamp (P/S return line)	2344
Clamp (radio antenna hose)	18954
Clamp (rear spring)	5724
Clamp (rear stabilizer bar mounting)	5C489
Clamp (spare wheel)	1446
Clamp (speed control hose to fender)	19048
Clamp (stabilizer bar insulator)	5487
Clamp (stabilizer to suspension lower arm outer)	5476
Clamp (steering column)	3506
Clamp (steering column to instrument panel)	3668
Clamp (steering gear ball return guide)	3544
Clamp (steering shaft lower coupling)	3D699
Clamp (trans. oil filler tube)	7A229
Clamp (trans. seat belt warning sensor switch)	7E460
Clamp (water by pass)	8556
Clamp assy. (intake manifold heat inlet tube)	9D437
Clamp assy. (muffler inlet & outlet pipe yoke type)	5A231
Clamp assy. (P/S hose)	3A762
Clamp assy. (steering column)	3507
Clamp & insulator (frame No. 3 cross member)	5C021
Clamp kit (rear spring)	5724
Cleaner assy. (carb. air)	9600
Cleaner assy. (exhaust air supply)	9A492
Cleaners	Δ
Clear vision aids	Δ
Clevis (transfer case shift rod)	7354

PART NAME	GROUP NUMBER
C - cont'd.	
Clip (accelerator cable)	9792
Clip (accelerator shaft to trans. control shaft rod)	9B776
Clip (A/C evaporator)	19C824
Clip (A/C tube support)	19B632
Clip (A/C vacuum hose connector)	19C949
Clip (A/C vacuum hose harness)	19C969
Clip (air leveler hose)	5A668
Clip (brake hose)	2814
Clip (brake line)	2244
Clip (brake pressure control valve retainer)	2B266
Clip (carb. accelerator pump link rod)	9825
Clip (carb. choke rod end retaining)	9825
Clip (carb. screw lock)	9825
Clip (eng. follower arm spring retaining)	6K532
Clip (front disc brake shoe anti-rattle)	2B164
Clip (front disc brake shoe hold down spring)	2066
Clip (front side lamp bezel)	15424
Clip (fuel filter bracket)	9B281
Clip (fuel line)	9A317
Clip (fuel tank vent tube)	9031
Clip (fuse panel wiring)	14A173
Clip (headlamp door retaining)	13067
Clip (headlamp spring anchor)	13088
Clip (heater control cable)	18B561
Clip (heater core case)	19A779
Clip (heater vacuum hose connector)	19C949
Clip (hood support rod retaining)	16828
Clip (letters to luggage compt.)	16607
Clip (parking brake cable)	2860
Clip (parking brake cable spring lock)	2814
Clip (power brake booster air filter cover)	2A485
Clip (power brake booster push rod to operating lever)	2525
Clip (P/S hose)	3E523
Clip (P/S hose retaining)	3E506
Clip (radiator grille moulding)	8A310-11
Clip (rear lamp door retainer)	13A424
Clip (rear lamp ground)	14463
Clip (register retainer)	19C824
Clip (rod end clevis)	9825-6
Clip (spark control switch wire retainer)	9E756
Clip (speed control bellcrank adjusting link)	9D837
Clip (speedo. cable)	17264
Clip (speedo. drive gear retaining)	17B336
Clip (steering column shaft insulation)	3E629
Clip (throttle cable)	9792
Clip (trans. control selector indicator lamp)	15A807
Clip (trans. column shift selector dial retaining)	7D340
Clip (trans. oil screen)	7A096-7
Clip (trans. overdrive cable)	7713
Clip (trans. vacuum tube)	7C072
Clip (trans. vacuum tube retaining)	7B085
Clip (turn indicator cover)	13377

Δ Refer to page 1 of Paint Section

HALPERT_AUCTIONS

INDEX

PART NAME	GROUP NUMBER
C - cont'd.	
Clip (vent air valve damper door stop)	18B409
Clip (window regulator housing retainer)	14570
Clip (window regulator switch retaining)	14559
Clip (windshield defroster nozzle)	18C594
Clip (windshield wiper adapter & connecting arm)	17531
Clip (wiring)	14199
Clock assy. (electric)	15000
Clock kit (electric)	15A000
Cloth (dusting & polishing)	Δ19517
Cluster kit (aux. instrument)	10B960
Cluster kit (eng. gauge)	10B944
Clutch (disc, plate & cover)	7550, 7563
Clutch (rear axle driven)	4A233
Clutch assy. (fan)	8A616
Clutch assy. (trans. planetary gears)	7A089
Clutch & holdout ring assy. (rear axle differential)	4A351
Clutch & pulley (A/C compressor)	2884
Clutch & ring (rear axle)	4A234
Clutch kit (trans. overrunning)	7A089
Clutch pressure plate & disc. kit	7A537
Cobra kit (ignition parts)	12050
Coil (generator field)	10175
Coil (starter motor field)	11082
Coil (voltage regulator voltage limiter shunt)	10517
Coil assy. (ignition less mounting strap)	12029
Coil assy. (starter motor field)	11082
Coil assy. (voltage regulator voltage limiter shunt)	10517
Collar (distributor shaft)	12195
Collar (steering wheel hub)	3D687
Collar & connector (heater inlet)	18A566
Compass assy.	19A548
Compensator assy. (carb. hot idle)	9B532
Compensator spring kit (trans. control oil pressure)	7D245
Compressor assy. (A/C)	19703
Compressor assy. (vacuum air horn)	13801
Compressor & bracket assy. (automatic air leveler)	5A713
Compressor gasket kit (A/C)	19B684
Compressor kit (A/C)	19703
Compressor kit (automatic air leveler)	5A713
Compressor repair kit (automatic air leveler)	5A773
Condenser (radio)	18827
Condenser assy. (distributor)	12300
Condenser kit (A/C)	19708
Cone & roller (front axle differential)	1201, 4221
Cone & roller (front axle driving pinion front)	4630
Cone & roller (front axle driving pinion rear)	4621
Cone & roller (front wheel bearing inner)	1201
Cone & roller (front wheel bearing outer)	1216

PART NAME	GROUP NUMBER
C - cont'd.	
Cone & roller (rear axle differential)	4221
Cone & roller (rear axle differential bearing)	4221
Cone & roller (rear axle driving pinion)	4621
Cone & roller (rear axle pinion bearing rear)	4630
Cone & roller (transfer case front wheel outer bearing)	1216
Connection (water outlet)	8592
Connection (windshield washer jar to hose)	17615
Connector (accelerator shaft to speed control shaft)	9B705
Connector (A/C refrigerant line)	19C705
Connector (A/C register)	19C692
Connector (A/C vacuum hose)	19B650
Connector (automatic air leveler tube)	5A689
Connector (brake pedal actuator)	2B188
Connector (brake tube)	2074-5
Connector (carb. air cleaner to thermostatic choke control inlet tube)	9C704
Connector (carb. secondary diaphragm control)	9S569
Connector (carb. to manifold spacer tube)	9C525
Connector (distributor vacuum pipe)	12224
Connector (eng. crankcase vent hose)	6A706
Connector (eng. oil cooler)	6A653
Connector (fuel tank air relief to vent tube)	9A168
Connector (fuel vapor tube male)	9D689
Connector (headlamp cover check valve to vacuum hose)	13B069
Connector (headlamp cover hose)	13A170
Connector (heater inlet hose)	18A568
Connector (heater plenum chamber to defroster nozzle)	18A619-20
Connector (heater vacuum hose)	18B250, 19B650
Connector (idle speed-up valve tube)	9B761
Connector (muffler inlet pipe)	5B286
Connector (parking brake cable)	2A790
Connector (speed control servo to bellcrank)	9D763
Connector (starter motor solenoid)	11072
Connector (trans. oil cooler tubes)	7D273
Connector (voltage regulator)	10A730
Connector (windshield defroster nozzle)	18A435
Connector (windshield washer hose)	17598
Connector (windshield washer reservoir to hose)	17615
Connector (windshield wiper hose)	17489
Connector (wire)	14488
Connector (wiring)	14487
Connector assy. (A/C register)	19C626-7
Connector assy. (automatic temperature control box vacuum)	19D616
Connector assy. (fuel pump outlet)	9B376
Connector assy. (fuel tank air relief vent tube)	9A262
Connector assy. (fuel tank vent expansion tank)	9A195
Connector assy. (fuel valve tube)	9A220

Δ Refer to page 1 of Paint Section

COPYRIGHT © 1975 — FORD MOTOR COMPANY — DEARBORN, MICHIGAN

FINAL ISSUE

HALPERT_AUCTIONS

INDEX

PART NAME	GROUP NUMBER
C - cont'd.	
Connector assy. (headlamp cover control hose)	13A169-70
Connector assy. (sequential flasher)	13L366
Connector assy. (vacuum tube)	9D430
Connector & duct assy. (A/C register)	19C615
Connector & reducer assy. (speed control vacuum)	9C832
Connector & sleeve assy. (wiring terminal)	14487
Connector kit (trailer wiring)	14A347
Contact (console glove compt. lamp)	14A324
Contact (distributor carbon)	12011
Contact assy. (windshield washer pump to switch)	17A669
Contact & spring assy. (horn blowing)	13864
Control (radio rear seat speaker volume)	18972
Control (trans. floor mounted gearshift)	7400
Control assy. (A/C)	19980
Control assy. (A/C air)	19A522
Control assy. (air scoop)	16C716
Control assy. (carb. choke)	9700
Control assy. (carb. throttle)	9775
Control assy. (carb. vacuum brake)	9S514
Control assy. (door lock vacuum)	14028
Control assy. (heater)	18549
Control assy. (parking brake)	2780
Control assy. (starter motor relay)	11A126
Control assy. (trans. main valve body)	7A100
Control assy. (windshield wiper)	17470
Control & bracket assy. (carb. idle speed-up)	9H567
Control & wiring (headlamp dimmer)	13B080
Control kit (air level ride dash automatic)	5A589
Control switch (luggage compt. remote control)	18972
Conversion kit (carb. calibration)	9S549
Conversion kit (eng. high performance)	6A044
Conversion kit (eng. oil pump)	6600
Converter assy. (trans.)	7902
Cooler (P/S steering oil)	3D746
Cooler assy. (eng. crankcase oil)	6A642
Cooler kit (trans. aux. oil)	7K177
Cooling system aids	Δ
Core (speedo. drive)	17262
Core assy. (A/C charging valve)	19D701
Core assy. (A/C condenser)	19712
Core assy. (A/C evaporator)	19860
Core assy. (heater)	18476
Core assy. (speed control sensor coupling)	9E722
Counter shaft (trans.)	7111
Counterweight (eng. crankshaft)	6A360
Coupling (A/C condenser)	19C890-1
Coupling (A/C self-sealing)	19B595-6
Coupling (free running hub)	1090-1
Coupling (steering gear input shaft to steering column shaft)	3A525
Coupling assy. (A/C evaporator outlet tube)	19C921
Coupling assy. (speed control sensor)	9E720

PART NAME	GROUP NUMBER
C - cont'd.	
Cover (A/C compressor suction)	19D655
Cover (A/C evaporator)	19B735, 19B874
Cover (A/C evaporator drain)	19869
Cover (A/C evaporator thermostat)	19736
Cover (alternator brush spring)	10A340
Cover (alternator terminal)	10A375
Cover (back window stop lamp)	13A656-7
Cover (ballast resistor mounting plate transistorized ignition)	14A276
Cover (battery insulator)	14277
Cover (brake adjusting hole)	2092
Cover (brake pedal pad)	2A487
Cover (carb. air cleaner)	9B600, 9661
Cover (carb. choke control diaphragm)	9J554
Cover (carb. choke diaphragm)	9J563
Cover (carb. economizer valve)	9930
Cover (carb. secondary throttle diaphragm)	9507
Cover (carb. thermostatic choke heat supply)	9A705
Cover (clutch pedal pad)	7B544
Cover (crankcase vent)	6869
Cover (deck lid luggage carrier)	19B507
Cover (distributor breaker dust)	12239, 12276
Cover (eng. cylinder block oil filter opening)	6A659
Cover (eng. cylinder timing gear)	6017
Cover (eng. oil filter)	6737
Cover (eng. starter pinion)	6677
Cover (eng. valve push rod)	6519
Cover (eng. valve rocker arm front support oil passage)	6A508
Cover (front axle housing)	4033
Cover (front fender moulding access hole)	16C062
Cover (fuel pump diaphragm pulsator)	9A359
Cover (fuel pump valve opening)	9A362
Cover (fuse panel)	14A003
Cover (generator regulator terminal)	10A555
Cover (headlamp)	13A138
Cover (heat evaporator case)	19B735
Cover (heater motor dash panel opening)	18A475
Cover (heater outlet duct)	18C301
Cover (ignition switch)	11A604
Cover (instrument cluster heater blower switch opening)	10874
Cover (instrument cluster housing)	10A855
Cover (instrument cluster opening)	10A862
Cover (instrument panel trans. selector)	7B100
Cover (intake manifold)	9C483
Cover (map lamp)	13B718
Cover (parking brake pedal pad)	2A798
Cover (P/S control valve ball stud dust)	3A729
Cover (radiator grille moulding joint)	8221, 8A340

Δ Refer to page 1 of Paint Section

HALPERT_AUCTIONS

INDEX

PART NAME	GROUP NUMBER
C - cont'd.	
Cover (radio rear seat speaker opening)	19A132
Cover (rear axle housing)	4033
Cover (rear track bar stud)	5A750
Cover (roof luggage carrier)	19B507
Cover (speed control opening)	9D822
Cover (speed control wiring access)	9D793
Cover (starter motor plunger)	11060
Cover (steering column instrument panel opening)	3A673
Cover (steering column opening)	3C525
Cover (steering column position control)	3D505
Cover (steering column position spring)	3E541
Cover (steering gear input shaft & worm)	3568
Cover (steering gear sector shaft housing)	3580
Cover (steering idler arm bearing)	3B042
Cover (steering wheel)	3D752
Cover (steering wheel hub lower)	3491
Cover (steering wheel sport grip)	3L600
Cover (stereo tape player mounting bracket)	19A077
Cover (tissue dispenser)	19F538
Cover (trans. case access)	7222
Cover (trans. column shift control selector socket)	7E248
Cover (trans. converter housing)	7986
Cover (trans. gearshift housing lower)	7K444
Cover (trans. gearshift lever opening)	7D362
Cover (trans. gearshift sleeve)	7E405
Cover (trans. governor inspection)	7-7138
Cover (trans. intermediate band servo)	7D027
Cover (trans. oil pressure regulator body)	7A141
Cover (trans. rear oil pump)	7A152
Cover (trans. reverse band servo piston)	7D036
Cover (turn indicator switch wiring)	13376
Cover (wheel hub)	1130, 1132
Cover (windshield washer reservoir)	17632
Cover (windshield wiper motor & linkage)	17C569
Cover (windshield wiper motor gear)	17A511
Cover (windshield wiper output arm)	17C526
Cover (wiring shield)	14A390
Cover assy. (carb. accelerator pump)	9528
Cover assy. (eng. cylinder front)	6019
Cover assy. (eng. flywheel housing)	6366
Cover assy. (eng. valve rocker arm)	6582, 6A582
Cover assy. (exhaust air supply pump)	9B478
Cover assy. (front axle housing)	4033
Cover assy. (headlamp)	13A136-7
Cover assy. (heater core case)	18B299
Cover assy. (heater housing rear)	18B447
Cover assy. (horn blowing)	13A805
Cover assy. (instrument cluster trim)	10B883

PART NAME	GROUP NUMBER
C - cont'd.	
Cover assy. (P/S pump housing)	3A698
Cover assy. (P/S pump oil reservoir)	3A582
Cover assy. (rear axle housing)	4033
Cover assy. (trans. case)	7201
Cover assy. (windshield wiper motor)	17C541
Cover & plugs assy. (carb. main body)	9524
Cover & starter ring gear (trans. converter)	7950
Cover kit (battery filler channel)	10A820
Cover kit (carb. accelerator pump)	9528
Cover kit (wheel hub)	1130
Cover repair kit (eng. cylinder front)	6019
Cover screw (carb. diaphragm adjusting screw)	9S544
Crankshaft assy. (eng.)	6303
Cross member (frame rear)	5035
Cross member assy. (frame front)	5019
Cross member assy. (frame No.2 or 3)	5025-6
Cup (brake cylinder piston)	2201-2
Cup (brake master cylinder primary)	2173
Cup (brake shoe hold down spring)	2066
Cup (carb. pump piston)	9572
Cup (distributor oil)	10141
Cup (front axle differential cone & roller)	4222
Cup (front axle pinion bearing)	4616, 4628
Cup (front axle spindle bolt bearing)	3126
Cup (front wheel bearing inner)	1202
Cup (front wheel bearing outer)	1217
Cup (generator rear end plate oil)	10141
Cup (horn blowing ring contact)	13A815
Cup (rear axle differential bearing)	4222
Cup (rear axle pinion bearing)	4616, 4628
Cup (steering gear worm bearing)	3552-3
Cup (transfer case)	1202
Cup (transfer case output shaft)	1202
Cup (transfer case rear output shaft bearing)	7169
Cup & magnet assy. (windshield wiper motor)	17B584
Cylinder (air leveler)	5A666
Cylinder (trans. forward clutch)	7A360
Cylinder assy. (brake master)	2140
Cylinder assy. (eng.)	6009
Cylinder assy. (front brake)	2061-2
Cylinder assy. (P/S)	3A540
Cylinder assy. (rear brake)	2261-2
Cylinder & keys (ignition switch lock)	11582
Cylinder & shaft assy. (A/C compressor)	19D654
Cylinder head kit (eng.)	6049
Cylinder repair kit (brake master)	2004
Cylinder repair kit (front brake)	2221
Cylinder repair kit (rear brake)	2128

COPYRIGHT © 1975 — FORD MOTOR COMPANY — DEARBORN, MICHIGAN

HALPERT_AUCTIONS

INDEX

PART NAME	GROUP NUMBER
D	
Damper (rear axle drive line vibration)	4A263
Damper (rear spring)	5A669
Damper (windshield wiper motor surge)	17C505
Damper assy. (A/C outside air intake flue)	19878
Damper assy. (eng. crankshaft)	6316
Damper assy. (eng. timing chain vibration)	6284
Dampener kit (front axle king pin)	3B289
Dashpot assy. (carb.)	9B549
Decal (hood blackout)	16B906-7
Decalcomania (fan warning)	8653
Deck assy. (stereo tape player)	19A237
Deflector (A/C floor air)	19A771
Deflector (A/C outlet)	19C714
Deflector (front axle universal joint flange oil seal dust)	4859
Deflector (front bumper stone)	17779
Deflector (front bumper stone lower)	17B769
Deflector (heater floor air)	19A771
Deflector (hood air)	16613
Deflector (radiator air upper)	8326-7
Deflector (rear axle drive pinion oil seal)	4859
Deflector (rear axle universal joint flange oil seal dust)	4859
Deflector (rear bumper stone)	17808, 17814
Deflector (rear bumper stone end)	17836-7
Deflector assy. (radiator air side)	8310-1
Defogger kit (rear window)	18397
Dehydrator & receiver tank assy. (A/C)	19959
Detent (trans. gearshift lever)	7E218
Dial (instrument cluster indicator)	10B966
Dial (instrument cluster main)	10887
Dial (instrument cluster warning lamp)	10960
Dial (trans. column shift selector)	7A213
Dial (trans. floor or console shift selector)	7A213
Dial (trans. gearshift indicator)	15805
Dial (trans. selector)	7B033
Dial assy. (speed control actuator)	9C767
Diaphragm (eng. oil filter)	6751
Diaphragm (fuel pump pulsator)	9A358
Diaphragm (power brake booster)	2A365
Diaphragm (power brake booster control valve)	2391
Diaphragm assy. (carb. accelerator pump)	9B559
Diaphragm assy. (carb. throttle modulator)	9D896
Diaphragm assy. (deceleration valve)	9K799
Diaphragm assy. (distributor vacuum control	12370
Diaphragm assy. (fuel pump)	9398
Diaphragm assy. (trans. vacuum throttle valve)	7A377
Diaphragm assy. (vacuum fuel pump)	9314
Diaphragm assy. kit (carb. secondary throttle)	9503
Diaphragm & retainer assy. (carb. choke control)	9J549

PART NAME	GROUP NUMBER
D - cont'd.	
Differential assy. (front axle)	4026
Differential assy. (rear axle)	4200
Differential kit (rear axle locking)	4026, 4880
Dimmer kit (headlamp automatic)	13A016
Diode (alternator negative)	10378
Diode (alternator positive)	10374
Diode assy. (alternator light)	10374
Diode assy. (lamp fail indicator)	10C912
Dipstick (eng. oil level)	6750
Dipstick (P/S pump)	3A006
Disc (accelerator pump check valve)	9576
Disc (A/C switch)	18830
Disc (heater switch)	18830
Disc (power brake booster control valve)	2414
Disc (radio receiver tone control)	18830
Discharge line (A/C compressor to condensor)	19C700
Distributor (eng. oil cooler)	6881
Distributor assy. (less terminal housing & rotor)	12127
Distributor kit (dual point)	12050
Distributor repair kit	12000
Dome (fuel pump air)	9414
Door (A/C air damper)	18A316
Door (A/C blower)	18B254
Door (A/C evaporator case damper)	19469
Door (fog lamp)	15214
Door (headlamp)	13052-3, 13061, 13064
Door (heater air damper)	18A361
Door (interior lamp)	13788
Door (parking lamp)	13210, 13212
Door (rear lamp)	13489, 13A537-8
Door (rear license plate lamp)	13566
Door assy. (A/C damper inlet)	19C802
Door assy. (A/C evaporator case outlet)	19B749
Door assy. (backup lamp)	15513
Door assy. (heater air temperature control)	18B545
Door assy. (rear lamp)	13448-9
Door & hinge (heater air vent)	18A646
Door & seal assy. (A/C air damper)	18A574
Door & seal assy. (heater air damper)	18A574
Dowel (eng. camshaft sprocket to camshaft)	6253
Dowel (eng. connecting rod to cap)	6217
Dowel (eng. crankshaft main bearing cap)	6A346
Dowel (eng. cylinder block)	6397
Dowel (eng. cylinder head to block)	6A008
Dowel (generator end plate locating)	10088
Dowel (transfer case input bearing cap)	7B362
Dowel (trans. gearshift housing to trans. case)	7033

HALPERT_AUCTIONS

INDEX

PART NAME	GROUP NUMBER
D - cont'd.	
Drag link (pitman arm & spindle end connecting)	3304
Draincock (radiator or cyl. block)	8115
Dress-up kit (eng. chrome finish)	6980
Drive assy. (starter motor)	11350
Drive element assy. (supercharger)	9655
Driveshaft	4605
Driveshaft assy.	4602
Driveshaft kit (conversion-mechanics to Dana-Spicer)	4602
Drum (front wheel brake)	1125
Drum (rear wheel brake)	1126
Drum assy. (trans. intermediate brake)	7D044
Drum assy. (trans. reverse brake)	7C498, 7-7165
Drum & planetary gears assy. (trans. rear brake)	7A398
Duct (A/C air inlet)	18B259, 18B306, 19A618
Duct (A/C air outlet)	18633
Duct (A/C evaporator outlet)	19C633
Duct (A/C evaporator to instrument panel register)	19926
Duct (A/C instrument panel register)	19C850
Duct (A/C lower)	19C620
Duct (brake scoop)	2259-60
Duct (eng. crankcase vent)	6A630
Duct (heater air inlet)	18B259
Duct (heater air outlet)	18C297, 18633
Duct (heater inlet)	18457
Duct assy. (A/C evaporator instrument panel)	19C832
Duct assy. (A/C evaporator to register)	19B680
Duct assy. (A/C recirculating air)	19C590
Duct assy. (heater evaporator to register)	19B680
Duct assy. (heater outlet to floor)	18C433
Duct assy. (heater rear seat outlet)	18C420
Duct & connector assy. (A/C junction)	19C932
Duct & valve assy. (carb. air cleaner)	9A626
Dust cap (driveshaft)	4818-20
Dusting cloth	Δ
E	
Eccentric (eng. camshaft fuel pump drive)	6287
Economizer assy. (carb.)	9A565
Economizer kit (carb.)	9A565
Elbow (brake differential valve)	2B387
Elbow (eng. crankcase vent hose)	6767
Elbow (exhaust air supply pump outlet)	9C475
Elbow (fuel tank vent valve)	9B002
Elbow (heater hose)	18599
E - cont'd.	
Electric clock kit	15A000
Electrolyte (battery)	10656
Element (automatic air leveler compressor air filter)	5A725
Element (carb. air cleaner inner)	9601
Element (eng. crankcase vent oil separator)	6A631
Element (P/S pump oil reservoir filter)	3-3538, 3837
Element assy. (carb. air cleaner)	9601
Element assy. (cigar lighter)	15054
Element assy. (eng. oil filter)	6731
Element assy. (fuel filter)	9365
Emblem (fuel tank filler cap)	9A031
Emblem (headlamp cover)	13A198
Emblem (steering wheel hub)	3649
Emission control kit (eng. exhaust)	6A603
Enclosure assy. (carb. supercharger)	9632
End (carb. throttle synchronizer rod)	9767
End assy. (front wheel spindle connecting rod)	3A130-1
End repair kit (stabilizer bar)	5A486
Engine assy.	6007
Engine compt. kit (A/C)	19B969
Engine modification kit (A/C)	19B969
Engine reconditioning paint	Δ
Engine starting fluid	Δ
Equalizer (parking brake cable)	2A602
Equalizer assy. (parking brake rear)	2768
Escutcheon (instrument cluster control housing)	10B906
Escutcheon assy. (radio receiver)	18809
Exhaust kit (dual system)	5210
Extension (clutch release rod)	7A504
Extension (eng. rear support)	6120
Extension (front bumper stone deflector)	17C782, 17A939
Extension (front bumper stone deflector outer)	17798
Extension (front fender apron & radiator support)	16C152-3
Extension (front fender apron lower rear)	16350-1
Extension (front fender apron to dash)	16A248-9
Extension (front fender front)	16018-9
Extension (front fender headlamp panel support)	16D002-3
Extension (front fender rear splash shield upper)	16B572-3
Extension (front valance center panel)	17B948-9
Extension (hood inner panel front)	16494
Extension (intake manifold to cylinder block seal)	9C495
Extension (muffler outlet pipe)	5202-3, 5232, 5255, 5263
Extension (radiator grille)	8224-5
Extension (steering column tube flange)	3790
Extension (tire valve)	1705
Extension (trans. column shift selector lever socket lower)	7228

Δ Refer to page 1 of Paint Section

COPYRIGHT © 1975 — FORD MOTOR COMPANY — DEARBORN, MICHIGAN

FINAL ISSUE

INDEX

PART NAME	GROUP NUMBER
E - cont'd.	
Extension (trans. gearshift arm)	7E409
Extension (trans. selector socket cover)	7228
Extension (windshield defroster nozzle)	18C371-2
Extension assy. (carb. air cleaner air duct)	9B629
Extension assy. (hood panel front)	16A800
Extension assy. (radiator side support)	8B466-7
Extension assy. (speed control feed wire)	9C806
Extension housing (transmission)	7A039
Extension repair kit (frame sidemember front)	5B117
Exterior paint	Δ
Extra cooling kit (A/C)	19B969
F	
Fan (alternator)	10A310
Fan assy. (exhaust air supply pump)	9C472
Fan blade assy.	8600
Felt (distributor cam lubricator)	12A055
Fender (front)	16005-6
Ferrule (fuel line)	9242
Field (A/C compressor clutch)	2987
Filler (front fender)	16570-1
Filler (front fender apron to stone deflector)	16D036-7
Filler (front fender upper front)	16114-5
Filter (brake skid control actuator air)	2B368
Filter (carb. accelerator pump cavity)	9F565
Filter (crankcase emission)	9D697
Filter (distributor vacuum control valve)	12A120
Filter (eng. oil)	6731, 6734
Filter (exhaust air supply cleaner)	9A496
Filter (fuel level indicator light)	9E301
Filter (fuel pump vent)	9A411
Filter (fuel tank sender)	9A011
Filter (gearshift indicator lamp)	15811
Filter (instrument cluster light)	10B870
Filter (power brake booster air cleaner)	2A346
Filter (rear lamp inner)	13A562
Filter (turn indicator lamp)	13B304
Filter assy. (carb. fuel)	9155
Filter assy. (crankcase air cleaner)	9D695
Filter assy. (fuel)	9155
Filter assy. (fuel vapor valve tube air)	9B008
Filter assy. (P/S pump housing oil)	3C602
Filter assy. (P/S pump reservoir oil)	3-3538
Filler assy. (radiator grille to bumper)	8B469
Filter assy. (thermostatic choke air)	9C791
Filter assy. (windshield washer fluid)	17K608
Filter assy. (windshield wiper motor)	17C600
Finger (trans. shift control)	7C124
Fire extinguisher (recharge chemical)	19C505
Fire extinguisher kit	19B540

PART NAME	GROUP NUMBER
F - cont'd.	
Fitting (carb. fuel transfer tube)	9A520
Fitting (eng. oil filter to adapter)	6882
Fitting (exhaust air supply manifold)	9B455
Fitting (fuel pump inlet)	9241
Fitting (intake manifold carb. to spacer connection)	9A455
Fitting (oil pressure sender)	9B339
Fitting assy. (intake manifold vacuum outlet)	9A474
Fitting kit (quarter panel wheel opening)	18974
Flange (eng. oil pan reinforcement)	6823
Flange (fuel tank filler inner)	9109
Flange (fuel tank filler outer)	9039
Flange (muffler inlet pipe)	5269
Flange (starter motor coil retainer)	11106
Flange (steering column tube)	3511
Flange (steering column tube lower)	3D651
Flange (transfer case output shaft)	7B214
Flange assy. (front axle universal joint)	4851
Flange assy. (rear axle universal joint)	4851
Flare kit (reflector)	19E500
Flasher (emergency warning)	15B584
Flasher assy. (turn indicator)	13350
Flasher kit (emergency warning)	15B584
Float assy. (carb.)	9550
Float assy. (fuel tank sender)	9202
Flywheel assy. (eng.)	6375
Foot control kit (rear seat speaker)	18876
Fork (transfer case gearshift)	7289
Fork (trans. gear shifter)	7230-1
Fork & rail (trans. overdrive shift)	7680
Frame (A/C heater core)	18A441
Frame (front license plate)	17A387
Frame (radiator grille)	8B271-2
Frame (rear license plate)	17A387
Frame assy.	5005
Free wheel unit assy. (trans. overdrive)	7675
Fuel filter line chart	9156
Fulcrum kit (eng. valve rocker arm)	6A585
Fuse assy. (cigar lighter)	14429
Fuse holder	14417
Fuse link (wire)	14526
G	
Gas line anti-freeze	Δ
Gasket (A/C blower housing)	18B488
Gasket (A/C compressor charging screw)	19D661
Gasket (A/C compressor valve plate)	19B994
Gasket (A/C to dash)	18570
Gasket (air cleaner to carb.)	9654
Gasket (automatic choke piston housing)	9871
Gasket (backup lamp lens)	15510

Δ Refer to page 1 of Paint Section

HALPERT_AUCTIONS

INDEX

PART NAME	GROUP NUMBER
G - cont'd.	
Gasket (brake cylinder mounting)	2B194
Gasket (brake line connector)	2149
Gasket (brake master cylinder filler cap)	2167
Gasket (brake master cylinder mounting adapter)	2B355
Gasket (carb. air cleaner internal)	9673
Gasket (carb. booster venturi support)	9A536
Gasket (carb. economizer cover)	9563
Gasket (carb. economizer valve)	9A588
Gasket (carb. float bowl)	9561
Gasket (carb. float bowl screw)	9592
Gasket (carb. fuel inlet fitting)	9229, 9827
Gasket (carb. fuel inlet needle seat)	9569
Gasket (carb. fuel level check plug)	9569, 9A588, 9945
Gasket (carb. main metering body)	9A518
Gasket (carb. power valve)	9A588
Gasket (carb. pump discharge nozzle)	9580, 9926
Gasket (carb. secondary diaphragm housing)	9853
Gasket (carb. spark valve)	9A588
Gasket (carb. thermostatic choke control)	9853
Gasket (carb. thermostatic choke cover)	9853
Gasket (carb. thermostatic choke housing)	9871
Gasket (carb. throttle body to main body)	9516
Gasket (carb. to manifold)	9447
Gasket (carb. to spacer)	9447
Gasket (carb. valve seat adjusting nut)	9A522
Gasket (choke bleeder valve)	9J694
Gasket (compressor valve plate)	19B994
Gasket (cover intake manifold)	9C484
Gasket (distributor base)	12143
Gasket (distributor diaphragm vacuum connector)	12320
Gasket (eng. crankcase vent oil separator)	6A632
Gasket (eng. crankcase vent tube)	6870
Gasket (eng. crankshaft rear bearing oil seal retainer)	6344
Gasket (eng. cylinder front cover)	6020
Gasket (eng. cylinder head)	6051
Gasket (eng. flywheel housing)	6435
Gasket (eng. oil distributor to oil filter)	6A734
Gasket (eng. oil filler & breather cap)	6789
Gasket (eng. oil filter adapter)	6840
Gasket (eng. oil filter adapter to cylinder block)	6A636
Gasket (eng. oil filter center bolt to adapter)	6749
Gasket (eng. oil filter center bolt to cover)	6749
Gasket (eng. oil filter element)	6746
Gasket (eng. oil filter mounting)	6838
Gasket (eng. oil pan)	6710-1
Gasket (eng. oil pan drain plug)	6734
Gasket (eng. oil pump inlet tube)	6626

PART NAME	GROUP NUMBER
G - cont'd.	
Gasket (eng. oil pump to block)	6659
Gasket (eng. valve push rod cover)	6521
Gasket (eng. valve rocker arm cover)	6584
Gasket (exhaust air supply tube)	9C435
Gasket (exhaust manifold)	9448
Gasket (exhaust manifold to muffler inlet pipe)	9450
Gasket (front axle cover)	4035-6
Gasket (front axle driving pinion oil slinger)	4671
Gasket (front brake backing plate to spindle)	2044
Gasket (front brake grease baffle)	1193, 2026
Gasket (front brake splash shield)	2B160
Gasket (front turn indicator lamp lens)	13330
Gasket (fuel filter mounting)	9229
Gasket (fuel filter to carb.)	9A588
Gasket (fuel gauge tank unit)	9276
Gasket (fuel pump diaphragm oil seal)	9408
Gasket (fuel pump filter bowl)	9364
Gasket (fuel pump mounting)	9417
Gasket (fuel tank filler to quarter panel)	9076
Gasket (fuel tank gauge wiring retainer)	9E298
Gasket (fuel tank vent expansion tank connection housing)	9A206
Gasket (fuel tank vent flange)	9F299
Gasket (fuel tank vent pipe flange adapter)	9A253
Gasket (fuel tank vent valve)	9A196
Gasket (fuel tank vent valve retainer plate)	9276
Gasket (headlamp dimmer control)	13A020
Gasket (headlamp mounting)	13044
Gasket (heater blower motor mounting)	18583
Gasket (heater core tube)	18596
Gasket (heater inlet)	18A596
Gasket (heater to dash)	18570
Gasket (instrument cluster)	10A948
Gasket (instrument cluster warning lamp)	10A995
Gasket (intake & exhaust manifold)	9448
Gasket (intake manifold heat tube)	9D429
Gasket (intake manifold to cylinder block)	9461
Gasket (intake manifold to cylinder head)	9439-41
Gasket (interior lamp)	13790
Gasket (main control valve body separator plate)	7D100
Gasket (manifold)	5260
Gasket (parking lamp lens)	13211
Gasket (power brake booster mounting bracket)	2B022
Gasket (P/S control valve body)	3A740
Gasket (P/S pump cover)	3A760
Gasket (P/S pump oil reservoir cover)	3A642
Gasket (P/S pump oil reservoir cover retaining bolt)	3C719
Gasket (radio antenna base)	18898
Gasket (rear axle differential carrier)	4035
Gasket (rear axle driving pinion shaft oil slinger)	4671

COPYRIGHT © 1975 — FORD MOTOR COMPANY — DEARBORN, MICHIGAN

HALPERT_AUCTIONS

INDEX

PART NAME	GROUP NUMBER
G - cont'd.	
Gasket (rear axle housing to cover)	4035-6
Gasket (rear lamp interior seal)	13453
Gasket (rear lamp lens)	13461
Gasket (rear license plate lamp lens)	13568
Gasket (rear view outside mirror)	17724
Gasket (rear wheel)	1001
Gasket (rear window defogger blower housing)	18C471
Gasket (resonator inlet pipe)	5B266
Gasket (separator assy. fuel vapor)	9276
Gasket (side lamp lens)	15A209
Gasket (speedo. case)	17303
Gasket (spotlamp bracket)	15324
Gasket (starter motor drive housing)	11003
Gasket (starter motor plunger cover)	11065
Gasket (steering gear housing end plate)	3593
Gasket (steering gear sector shaft housing cover)	3581
Gasket (thermostat)	8590
Gasket (thermostatic choke heat supply cover)	9S500, 9903
Gasket (transfer case)	7181
Gasket (trans. & transfer case cover)	7223
Gasket (trans. & transfer case extension housing)	7086
Gasket (trans. case access cover)	7223
Gasket (trans. extension housing to case)	7086
Gasket (trans. front oil pump to case)	7A136
Gasket (trans. gearshift housing)	7223
Gasket (trans. input shaft bearing retainer)	7051
Gasket (trans. intermediate band servo cover)	7D026
Gasket (trans. oil pan)	7A191
Gasket (trans. oil pan screen)	7E062
Gasket (trans. overdrive adapter to case)	7086
Gasket (trans. overdrive housing to adapter)	7661
Gasket (trans. rear oil pump to case)	7A222
Gasket (trans. throttle valve diaphragm)	7B426
Gasket (trans. valve body separator plate)	7D100
Gasket (turn indicator lamp)	13A368
Gasket (voltage regulator cover to base)	10623
Gasket (water outlet connection)	8255
Gasket (water pump cover)	8513
Gasket (water pump housing)	8507
Gasket (window regulator switch housing)	14A230
Gasket (windshield wiper control switch)	17C573
Gasket (windshield wiper motor cover)	17471
Gasket (windshield wiper motor seal)	17C430
Gasket assy. (headlamp switch)	11A683
Gasket & shim kit (steering gear housing cover)	3593
Gasket assortment (water outlet connection)	8255
Gasket kit (A/C compressor)	19B684
Gasket kit (trans.)	7153
Gasket set (carb.)	9502
Gasket set (eng. complete overhaul)	6008
Gasket set (eng. lower)	6E078
Gasket set (eng. oil pan)	6781
Gasket set (eng. valve grind)	6079
Gasket set (manifold)	9433
Gasket set (transfer case)	7153
Gasket set (trans.)	7153
Gate (trans. gearshift)	7K131
Gauge (ammeter)	10850
Gauge (instrument cluster temperature)	10883
Gauge (oil pressure)	10B921, 10B971
Gauge assy. (ammeter console)	10B850
Gauge assy. (fuel instrument panel unit)	9280, 9305
Gauge assy. (fuel tank unit)	9275
Gauge assy. (oil pressure eng. unit)	9278, 9D290
Gauge assy. (oil pressure instrument panel unit)	9273, 9B308
Gauge & valve assy. (automatic air leveler)	5A687
Gear (distributor driven)	12390
Gear (eng. camshaft)	6256
Gear (eng. crankshaft)	6306
Gear (eng. flywheel ring)	6384
Gear (eng. oil pump drive)	6652
Gear (front axle shaft drive)	1245
Gear (rear axle differential side)	4236
Gear (speedo. drive)	17285
Gear (speedo. driven)	17271
Gear (steering column lock)	3E717
Gear (transfer case input shaft)	7C116
Gear (transfer case intermediate)	7113
Gear (transfer case output shaft)	7100
Gear (trans. countershaft cluster)	7113
Gear (trans. first speed)	7A029, 7100
Gear (trans. forward ring)	7D392
Gear (trans. low & reverse sliding)	7100
Gear (trans. low constant mesh)	7A029
Gear (trans. output shaft parking)	7A233
Gear (trans. output shaft ring)	7A153
Gear (trans. overdrive governor driven)	6922
Gear (trans. overdrive ring)	7653
Gear (trans. overdrive sun)	7670
Gear (trans. reverse idler)	7141
Gear (trans. reverse idler sliding)	7D223
Gear (trans. second speed)	7102-3
Gear (trans. third speed)	7B340
Gear assy. (overdrive planetary)	7673
Gear assy. (speedo. driven)	17271, 17322

HALPERT_AUCTIONS

INDEX

PART NAME	GROUP NUMBER
G - cont'd.	
Gear assy. (steering)	3504
Gear assy. (trans. intermediate)	7102
Gear assy. (trans. primary sun)	7A399
Gear assy. (trans. sun)	7D063
Gear & bushing (trans. intermediate)	7102
Gear & bushing (trans. reverse idler)	7141
Gear & flange assy. (power steering)	3A500
Gear & pinion (windshield wiper motor)	17A479
Gear & pinion kit (front axle)	3222, 4209
Gear & pinion kit (rear axle)	4209
Gear & pitman kit (front axle differential)	4237
Gear & shaft assy. (windshield wiper motor output)	17A434
Gear & stop assy. (windshield wiper motor output)	17A556
Gear kit (front axle differential side)	4237
Gear kit (rear axle differential side)	4236
Generator assy.	10002
Glass (instrument cluster)	10880
Glass (radiator coolant level sight)	8B404
Glass (rear view outside mirror)	17723
Governor (windshield wipers)	17C476
Governor assy. (eng.)	12450
Governor assy. (trans. overdrive less gear)	6919
Governor & counterweight assy. (trans.)	7C053
Grille (front bumper)	17B968
Grille (front fender)	16D168
Grille (heater air vent outlet)	18A499
Grille (heater rear seat outlet)	18C570
Grille (hood air extractor)	16A626-7
Grille (hood air scoop)	16A624
Grille (hood top)	16B748
Grille (radiator)	8150-1, 8200, 8210, 8220
Grille (radio speaker)	18978
Grille assy. (rear window defogger)	18C490
Grille assy. kit (radiator)	8210
Grommet (A/C condenser tubes)	19C819
Grommet (A/C control cable)	19C898
Grommet (antenna lead-in seal)	18912
Grommet (carb. air cleaner)	9697
Grommet (clutch rod)	7621
Grommet (eng. crankcase vent retainer)	6A892
Grommet (eng. power steering oil reservoir cover stud)	6570
Grommet (eng. rocker arm cover seal)	6570
Grommet (eng. valve push rod cover stud)	6570
Grommet (fuel line to side apron)	9K288
Grommet (fuel tank filler pipe)	9080
Grommet (fuel tank vent pipe)	9069
Grommet (hood support to hood)	16827
Grommet (parking brake release rod)	2K606
Grommet (power brake booster check valve)	2B176
Grommet (speedo. case)	17304
Grommet (speedo. mounting)	17B303
Grommet (starter motor terminal insulator)	11A120
Grommet (steering column opening)	3K680
Grommet (steering column to dash)	3512
Grommet (windshield wiper motor mounting)	17C431
Grommet (windshield wiper pivot shaft)	17C582
Grommet (wiring)	14603
Guard (A/C evaporator fan)	19742
Guard (bumper)	17984-5, 17996-7
Guard (fan)	8A611
Guard (fuel tank)	9099
Guard (power brake master cylinder push rod)	2A021
Guard (speed control servo)	9D858
Guard (wheel splash)	16A550
Guard kit (front bumper)	17996
Guard kit (rear bumper)	17984
Guide (brake shoe adjusting lever cable)	2A179
Guide (eng. disc)	6K297
Guide (eng. valve push rod)	6A564
Guide (front axle shaft inner)	3248
Guide (fuel pump push rod)	9379
Guide (hood latch spring)	16927
Guide (parking brake cable)	2A697, 2A700
Guide (rear axle differential clutch plate)	4A323
Guide (steering gear ball return)	3523
Guide (trans. console shift control selector lever)	7E113
Guide (trans. front band servo piston)	7A269
Guide (trans. overdrive shift rail)	7730
Guide assy. (front suspension spring)	3A197
Guide assy. (tail lamp monitor)	10C944
Guide & clamp kit (steering gear ball return)	3523
Gusset assy. (front fender apron to radiator support)	16B198-9
H	
Handle (hood latch control cable)	16914
Handle (jack)	17032, 17081
Handle (trans. overdrive cable)	7D131
Handle (turn indicator switch)	13310
Handle assy. (hood fastener)	16C896
Handle assy. (parking brake release)	2760
Handle assy. (trans. reverse gear lockout)	7E231
Handle kit (heater door & air vent duct)	18B578
Hanger (rear spring)	5775
Harness assy. (A/C control motor)	18C560
Harness assy. (A/C vacuum hose)	19C827
Harness assy. (automatic temperature control box)	19D615
Harness assy. (headlamp cover vacuum hose)	13B068

COPYRIGHT © 1975 — FORD MOTOR COMPANY — DEARBORN, MICHIGAN

HALPERT_AUCTIONS

INDEX

PART NAME	GROUP NUMBER
H - cont'd.	
Head (A/C compressor)	19D646-7
Head (A/C compressor cylinder)	2995
Head (eng. cylinder)	6049
Head kit (eng. cylinder)	6049
Headlamp assy. (less bulb & wiring)	13008, 13035
Heat chamber kit (thermostatic)	9A761
Heat exchanger (eng. oil cooler assy.)	6653
Heater assy. (eng. block)	6A051
Heater & defroster kit	18455
Heater kit (eng. block)	6D008
Hinge (hood)	16796-7
Hinge (spare wheel carrier)	1478-9
Hinge assy. (headlamp cover)	13A154
Holder (distributor housing clamp)	12144
Holder assy. (alternator brush)	10320, 10351
Holder & housing assy. (speed control brush)	9C894
Holder & stud assy. (alternator brush)	10320
Holder & wire assy. (speed control brush)	9C894
Hood	16612
Hood scoop	16C630
Hook (fuel tank strap)	9A166
Hook (hood aux. latch)	16892
Hook (hood latch)	16929
Hook (jack)	17A003
Horn (carb. air)	9524
Horn assy.	13832-3
Horn kit (vacuum air)	13800
Hose (A/C control motor vacuum supply)	18A358
Hose (A/C evaporator drain)	19858
Hose (A/C floor air deflector)	19C753
Hose (air by-pass valve upper)	9H569
Hose (anti-backfire valve)	9H534
Hose (anti-backfire valve extension)	9H560
Hose (anti-backfire valve inlet)	9H548
Hose (anti-backfire valve vacuum)	9H533
Hose (anti-backfire valve vacuum tube to manifold)	9H564
Hose (automatic air leveler)	5A684
Hose (brake lines)	2270
Hose (brake skid control actuator air)	2B369
Hose (brake skid control actuator vacuum)	2B370
Hose (brake vacuum motor to parking brake switch)	2A595
Hose (carb. choke bleeder temperature control valve)	9J592
Hose (carb. choke front)	9E736
Hose (carb. choke rear)	9E736
Hose (carb. fuel)	9D281
Hose (carb. idle speed-up control)	9H566
Hose (eng. crankcase vent)	6A664, 6853

PART NAME	GROUP NUMBER
H - cont'd.	
Hose (eng. to trans. vacuum tube connecting)	7B086-7
Hose (exhaust air supply check valve inlet)	9B466
Hose (exhaust air supply pump inlet)	9B458
Hose (exhaust air supply pump outlet)	9B459-60
Hose (front brake)	2078
Hose (front disc brake)	2A420
Hose (fuel pump to fuel tank line)	9288
Hose (fuel return)	9C327
Hose (fuel tank emission tube)	9A227
Hose (fuel tank overflow)	9A129
Hose (fuel tank to filler pipe)	9047
Hose (fuel tank vent expansion tube)	9A092
Hose (fuel tank vent tube)	9170
Hose (fuel tube)	9324
Hose (fuel tube intermediate)	9C275
Hose (fuel tube to fuel filter)	9C323
Hose (fuel vapor separator to fuel tank front)	9C285
Hose (fuel vapor separator to fuel tank intermediate)	9C286
Hose (fuel vapor separator to fuel tank rear)	9C287, 9C289
Hose (headlamp cover control)	13A168
Hose (heater control motor vacuum supply)	18A358
Hose (heater temperature control vacuum inlet)	18666
Hose (heater temperature control vacuum outlet)	18668
Hose (heater water)	18472
Hose (hot water heater)	18C572
Hose (parking brake)	2A596
Hose (parking brake release)	2A804
Hose (power brake booster reservoir to manifold)	2A047
Hose (P/S reservoir to pump)	3691
Hose (P/S return line)	3A005
Hose (radiator)	8260, 8286
Hose (radiator bulk)	8333
Hose (radiator drain)	8081
Hose (radiator overflow)	8A213, 8075
Hose (radiator supply tank)	8063
Hose (rear axle)	4090
Hose (rear axle housing vent)	4A001, 4A049
Hose (rear axle vent)	4A058
Hose (rear brake)	2282
Hose (rear window washer)	17652
Hose (refrigerant line)	19C708
Hose (speed control harness)	9C746
Hose (speed control inhibitor switch)	9C874
Hose (speed control metering valve to pump)	9C745
Hose (speed control metering valve to servo)	9C746
Hose (speed control regulator to vacuum supply)	9D770
Hose (speed control regulator to valve)	9C746
Hose (speed control solenoid to metering valve)	9C747-8

HALPERT_AUCTIONS

INDEX

PART NAME	GROUP NUMBER
H - cont'd.	
Hose (steering column release motor)	3D539
Hose (steering column release supply)	3D585
Hose (steering column release valve & supply)	3D537
Hose (steering column reservoir)	3D584
Hose (supercharger air intake)	9630
Hose (supercharger discharge)	9652
Hose (thermactor air by-pass vacuum)	9F286
Hose (thermactor air by-pass valve inlet)	9F287
Hose (trans. oil cooler lines)	7B093, 7C332
Hose (vacuum outlet manifold)	9C493
Hose (vacuum pump outlet)	9A445
Hose (water by-pass)	8597
Hose (windshield defroster)	18556
Hose (windshield washer reservoir to pump)	17580
Hose (windshield wiper)	17543, 17A605, 17K605
Hose assy. (A/C compressor to condenser inlet valve)	19972
Hose assy. (A/C control motor vacuum)	18B372
Hose assy. (A/C control vacuum)	19A946
Hose assy. (A/C temperature regulator control motor vacuum)	19A581
Hose assy. (A/C vacuum)	19C828
Hose assy. (air leveler)	5A667
Hose assy. (automatic air leveler compressor to valve)	5A714
Hose assy. (eng. oil cooler)	6A715
Hose assy. (heater control motor vacuum)	18B372
Hose assy. (heater vacuum)	19C828
Hose assy. (oil pressure sending)	14322
Hose assy. (P/S control valve to cylinder head end)	3A714
Hose assy. (P/S control valve to cylinder rod end)	3A717
Hose assy. (P/S pressure line)	3A719
Hose assy. (P/S return line)	3A713
Hose assy. (windshield wiper motor damper drain)	17C511
Hose & connector assy. (heater)	18C533, 18C553
Hose & grommet assy. (vacuum)	12A161
Hose & muffler assy. (speed control)	9D860
Hose & wiring (door latch vacuum control front door)	14A412
Housing (A/C blower motor)	18A584, 18592-3, 19693, 19930
Housing (A/C blower outer)	18755
Housing (A/C blower top)	19C975
Housing (alternator front)	10333
Housing (alternator rear)	10334
Housing (blower motor resistor)	19C796
Housing (carb. air valve spring)	9H557
Housing (carb. thermostatic choke)	9848
Housing (front shock absorber insulator)	18183
Housing (fuel tank to expansion tank connector)	9A205
Housing (heater blower motor)	18A584
Housing (hood front ornament)	16B782
Housing (hood hinge)	16C764
Housing (ignition switch)	10A885
Housing (instrument cluster)	10838
Housing (instrument cluster control)	10A858
Housing (instrument panel rally pac)	10B945
Housing (instrument panel tachometer)	10B945
Housing (seat belt warning lamp)	10C876
Housing (seat regulator control switch)	14B693
Housing (tachometer & clock)	17311
Housing (transfer case control selector)	7E174
Housing (trans. clutch)	7505
Housing (trans. console shift selector)	7A306
Housing (trans. converter)	7976
Housing (trans. extension)	7A039, 7A040
Housing (trans. gearshift)	7222
Housing (water pump)	8505
Housing (window regulator switch)	14527-8
Housing (windshield wiper motor)	17A431
Housing assy. (A/C evaporator core)	19A553, 19A559
Housing assy. (alternator brush end)	10334
Housing assy. (alternator drive end)	10333
Housing assy. (carb. choke)	9A575
Housing assy. (carb. secondary throttle diaphragm)	9501
Housing assy. (choke thermostat)	9848
Housing assy. (distributor terminal)	12106
Housing assy. (eng. flywheel)	6392
Housing assy. (front driving axle)	3010
Housing assy. (headlamp)	13099
Housing assy. (headlamp switch)	13A110
Housing assy. (P/S pump)	3A643
Housing assy. (rear axle)	4010
Housing assy. (starter motor rear end)	11130
Housing assy. (steering gear)	3548
Housing assy. (trans. control selector dial)	7D394
Housing assy. (trans. gearshift)	7222
Housing assy. (window regulator switch)	14A122
Housing & plugs (carb. choke)	9849
Housing & spool assy. (P/S hydraulic control valve)	3B731
Housing kit (carb. thermostatic choke)	9848
Housing kit (starter motor rear end)	11130
Hub (carb. fast idle cam)	9D558
Hub (front axle locking differential gear clutch)	4946

COPYRIGHT © 1975 — FORD MOTOR COMPANY — DEARBORN, MICHIGAN

INDEX

PART NAME	GROUP NUMBER
H - cont'd.	
Hub (instrument cluster dial)	10C942
Hub (instrument cluster lens)	10C839
Hub (power brake booster diaphragm guide)	2B152
Hub (power brake booster valve seat)	2B153
Hub (rear axle differential gear clutch)	4946
Hub (trans. converter impeller)	7915
Hub (trans. converter turbine)	7926
Hub (trans. front ring gear)	7B067
Hub (trans. intermediate & high clutch)	7105
Hub (trans. output shaft)	7D164
Hub (trans. overdrive intermediate & high clutch)	7105
Hub (trans. reverse ring gear)	7B067
Hub (trans. third & fourth speed synchronizer clutch)	7105
Hub (water pump pulley)	8553
Hub assy. (clutch release)	7561
Hub assy. (front wheel free running)	1104
Hub assy. (fuel & temperature indicator)	10C867
Hub & bearing (clutch release)	7548
Hub & brake drum (front wheel)	1102
Hub & rotor (front wheel disc brake)	1102
Hub kit (free running)	1104
I	
Idler (parking brake rear cable)	2A808
Idler arm & bracket assy. (steering)	3355
Idler assy. (w/bracket & pulley supercharger)	9104
Ignition cable (high tension)	12A024
Impeller (water pump)	8512
Impeller repair kit (P/S pump)	3A711
Index (steering column locking)	3B658
Indicator (eng. oil level)	6750
Indicator (trans. control selector)	7A110
Indicator (trans. oil level)	7A020
Indicator assy. (emergency warning lamp)	10A934
Indicator assy. (tail lamp monitor)	10C955
Indicator assy. (trans. shift selector)	7B053
Induction kit (eng. high performance)	6B068
Inflator kit (tire)	19C543
Input shaft assy. (steering gear)	3524
Insert (A/C control name plate)	19A980
Insert (carb. venturi)	9E514
Insert (eng. oil filter mounting bolt)	6890
Insert (eng. valve seat)	6057
Insert (hood side ornament)	16B870
Insert (steering column lock)	3E716
Insert (thermostatic choke control air intake)	9A714
Insert (trans. console shift selector)	7E133
Insert (trans. console shift selector lever handle)	7E263
Insert (trans. console shift selector position)	7A216
Insert (trans. control selector housing)	7E362

PART NAME	GROUP NUMBER
I - cont'd.	
Insert (trans. gearshift lever)	7E133
Insert (trans. synchronizer hub)	7A044
Insert (wheel spider trim)	1A079
Insert (window regulator multiple switch)	14A307
Installation kit (power brake booster)	2A091
Installation kit (P/S)	3A634-5
Insulation (A/C evaporator case cover)	19B666
Insulation (A/C evaporator core)	19A644, 19C749, 19A829
Insulator (accelerator shaft)	9B720
Insulator (alternator diode plate)	10A383
Insulator (alternator stator end)	10A361
Insulator (alternator terminal)	10329
Insulator (ammeter)	10C914
Insulator (ammeter indicator)	10C914
Insulator (automatic air leveler compressor mounting)	2A965
Insulator (carb. trans. vacuum tube)	9S547
Insulator (circuit breaker)	12289
Insulator (clutch pedal assist spring)	7A630
Insulator (clutch release idler lever)	7A641
Insulator (eng. front support)	6038
Insulator (eng. front support rebound)	6039
Insulator (fan shroud)	8B024, 8A644
Insulator (frame to body bracket)	5A103
Insulator (front bumper arm)	17B947
Insulator (front bumper stone deflector)	17C760
Insulator (front disc brake caliper locating pin)	2B299
Insulator (front shock absorber lower)	18A018
Insulator (front spring)	5415
Insulator (front stabilizer bar to lower suspension arm link bolt)	5-5490
Insulator (front suspension radium arm)	3B203
Insulator (fuel level indicator)	9E308
Insulator (fuel tank to floor pan)	9A068
Insulator (generator brush holder rivet)	10048
Insulator (hood)	16738
Insulator (horn blowing contact spring lower)	13867
Insulator (horn blowing ring)	13A816
Insulator (horn blowing ring index)	13A903
Insulator (horn blowing ring inner contact plate)	13A891, 13A895
Insulator (horn blowing ring outer contact plate)	13A890
Insulator (horn blowing ring pressure)	13A813
Insulator (horn contact)	13883
Insulator (horn ring brush)	13A822
Insulator (instrument cluster ammeter)	10A758
Insulator (non metallic wiring conduit)	14A240
Insulator (P/S control valve spool stop)	3C562
Insulator (P/S cylinder rod)	3A344
Insulator (P/S hose mounting)	3A609

HALPERT_AUCTIONS

INDEX

PART NAME	GROUP NUMBER
I - cont'd.	
Insulator (radiator grille ornament)	8B325
Insulator (radiator mounting)	8124-5
Insulator (rear bumper guard)	17B907
Insulator (rear spring)	5536
Insulator (rear spring center mounting)	5741
Insulator (rear spring clamp plate)	5A641
Insulator (rear stabilizer bar link)	5C492
Insulator (spark plug wire)	12113
Insulator (stabilizer bar)	5484
Insulator (starter motor brush end plate)	11431
Insulator (starter motor brush holder)	11062
Insulator (starter motor switch)	11068
Insulator (starter motor switch spring)	11181
Insulator (steering column)	3C577
Insulator (steering column bracket)	3682
Insulator (steering column lower flange)	3B564
Insulator (steering column shaft)	3E629
Insulator (steering gear)	3C716
Insulator (thermostatic choke control outlet tube)	9865
Insulator (top control circuit breaker stud)	15A691
Insulator (trans. console shift selector bezel)	7E048
Insulator (trans. control selector arm)	7341
Insulator (trans. gearshift lever)	7246, 7341
Insulator (trans. gearshift relay lever rod pin)	7D395
Insulator (trans. gearshift selector arm)	7341
Insulator (trans. gearshift selector tube)	7E111
Insulator (voltage regulator terminal)	10546
Insulator (window regulator control switch)	14A016
Insulator (windshield wiper motor water shield)	17C444
Insulator assy. (eng. rear support)	6068
Insulator assy. (eng. rear support rebound)	6A061
Insulator assy. (P/S pump)	3-3640
Insulator & post (voltage regulator voltage limiter)	10A519
Insulator & washer kit (steering shock absorber)	3F655
Intake kit (ram air)	9C654
Interior dome/map lamp kit	13776
Interior paint	Δ
Interlock (trans. gearshift control lever)	7C318
J	
Jack assy.	17080
Jet (carb. main metering)	9533
Jet assy. (carb. idle)	9542
Jet & bracket assy. (windshield washer nozzle)	17603
Jewel (high beam indicator)	13586
Joint (driveshaft universal)	4997
Joint (trans. column shift rod ball)	7A134
Joint assy. (front suspension lower arm ball)	3050
Joint assy. (front suspension upper arm ball)	3049
Joint kit (front axle shaft)	3249
Jumper (alternator brush spring to field terminal)	10A342
Junction block assy. (accessory terminal)	14A725
K	
KIT - refer to appropriate noun name For example Booster repair kit (power brake)	2309
Key (A/C compressor clutch hub)	19D651
Key (eng. camshaft gear to camshaft)	6B316-7
Key (eng. crankshaft gear or sprocket to crankshaft)	6B316
Key (eng. valve spring retainer)	6518
Key (front disc brake caliper support)	2B487
Key (ignition & door blank)	3685
Key (trans. control selector lock blank)	7E327
King pin (front axle spindle arm)	3147
Klik pin (hood)	16892
Klik pin & cable (hood)	16A892
Knob (A/C air outlet door control)	19B769
Knob (clock front reset)	15032
Knob (door lock vacuum control)	15674
Knob (heater control)	18534
Knob (light sensor switch)	11666
Knob (lockout hub actuating)	1A029
Knob (radio rear seat speaker fader control)	18958
Knob (rear view outside mirror remote control)	17B718
Knob (seat regulator control switch)	14711
Knob (steering column lock actuator)	3F531
Knob (trans. overdrive manual control)	7D131, 7A650
Knob (trans. shift lever)	7213
Knob assy. (A/C blower switch control)	18513
Knob assy. (A/C control)	18519, 18817, 19A962
Knob assy. (air scoop control)	17513
Knob assy. (air vent control)	18519
Knob assy. (carb. choke control)	9B739
Knob assy. (defroster control)	18519
Knob assy. (emergency warning flasher control)	17513
Knob assy. (fog lamp switch)	15259
Knob assy. (heated backlite switch)	18519
Knob assy. (heater blower switch control)	18513
Knob assy. (heater control)	18519, 18817
Knob assy. (map lamp control)	13772
Knob assy. (map lamp switch)	18911
Knob assy. (parking lamp switch)	13A256
Knob assy. (radio antenna control)	18911
Knob assy. (radio control)	18817
Knob assy. (radio fader control)	17513
Knob assy. (radio speaker fader control)	18817
Knob assy. (rear window defogger switch)	18513, 18519
Knob assy. (rear window defogger switch control)	17513

Δ Refer to page 1 of Paint Section

COPYRIGHT © 1975 — FORD MOTOR COMPANY — DEARBORN, MICHIGAN

FINAL ISSUE

INDEX

PART NAME	GROUP NUMBER
K - cont'd.	
Knob assy. (speed control)	18519
Knob assy. (speed control actuator)	9A832
Knob assy. (spotlamp switch control)	17513
Knob assy. (stereo tape player control)	18817
Knob assy. (tailgate window control)	18519
Knob assy. (top control)	15674
Knob assy. (windshield washer control)	17513
Knob assy. (windshield washer switch)	18817
Knob assy. (windshield wiper control)	18519
Knob assy. (windshield wiper switch control)	17513
Knob & element assy. (cigar lighter)	15052
Knob & shaft assy. (headlamp switch)	11661
L	
Lace (radiator grille)	8A212
Lamp (instrument panel parking brake warning)	10A840
Lamp assy. (backup)	15500
Lamp assy. (back window heat control warning)	18C622
Lamp assy. (back window stop)	13A613
Lamp assy. (console courtesy)	13707
Lamp assy. (eng. compt.)	15702
Lamp assy. (fog)	15200
Lamp assy. (instrument panel seat belt warning indicator)	10C859
Lamp assy. (interior)	13776
Lamp assy. (luggage compt.)	13A756
Lamp assy. (map)	15650
Lamp assy. (marker)	15A201
Lamp assy. (open door warning)	13751
Lamp assy. (parking)	13200-1
Lamp assy. (rear)	13404-5
Lamp assy. (rear license)	13550
Lamp assy. (roof warning)	15594
Lamp assy. (seat belt warning)	10B925
Lamp assy. (sport lamp)	13200
Lamp assy. (trans. control selector)	15A801
Lamp assy. (turn indicator)	13A355-6
Lamp assy. (turning light)	15A201
Lamp & retainer (front turn indicator)	13368
Lamp & wiring assy. (glove compt.)	14412
Lamp & wiring assy. (instrument panel parking brake warning)	10A841
Lamp bulbs & fuse kit	13466
Lamp kit (backup)	15499
Lamp kit (courtesy)	13760
Lamp kit (eng. compt.)	15A700
Lamp kit (luggage compt.)	15A700
Lamp kit (map)	13760
Lamp kit (parking brake indicator)	15A852
Lamp kit (parking brake warning)	15A852
Lamp kit (rear interior)	13112

PART NAME	GROUP NUMBER
L - cont'd.	
Lamp kit (trunk compt.)	15A700
Lamp kit (utility portable)	15A700
Lamp switch kit (backup)	15A490
Latch (hood)	16700-1, 16929
Latch assy. (spare wheel carrier)	1A398
Lead (alternator ground)	10A374
Leaf (rear spring)	5564-5
Lens (air control indicator lamp)	13A779
Lens (backup lamp)	15514
Lens (console panel seat belt warning indicator lamp)	10B927
Lens (dome lamp)	13783
Lens (front turn indicator lamp)	13328
Lens (fuel level gauge)	9B315
Lens (glove compt. lamp)	18263
Lens (instrument cluster control housing)	10B908
Lens (instrument cluster main)	10880, 10887
Lens (instrument cluster warning lamp)	10A936-7
Lens (instrument panel headlamp switch)	11A667
Lens (instrument panel turn indicator lamp)	13340
Lens (interior lamp)	13734
Lens (lamp fail indicator lamp)	10C950
Lens (map lamp)	13761
Lens (parking lamp)	13208-9
Lens (pillar lamp)	13783
Lens (rear lamp)	13450
Lens (rear license plate lamp)	13564
Lens (rear tail lamp)	15A215
Lens (roof console panel door opening warning lamp)	10A845
Lens (roof console panel flasher warning lamp)	10B920
Lens (roof side lamp)	13783
Lens (side lamp)	15A215
Lens (speedo. dial opening)	17259
Lens (tail lamp monitor)	10C950
Lens (trans. column shift selector dial)	7B037
Lens assy. (back window stop lamp)	13A626
Lens assy. (courtesy lamp)	13547
Lens assy. (fog lamp)	15L203
Lens assy. (map lamp)	13547
Lens assy. (rear lamp optic)	13463
Lens kit (instrument cluster)	10C867
Letter (back panel)	16606
Letter (hood)	16606
Letter (luggage compartment)	16606
Letter (radiator grille)	8316-22
Letter (tailgate)	16606, 16A606

HALPERT_AUCTIONS

INDEX

PART NAME	GROUP NUMBER
L - cont'd.	
Lever (accelerator shaft)	9761
Lever (A/C control switch actuating)	19A524
Lever (A/C temperature regulator control)	18A367
Lever (automatic air leveler valve actuating)	5B689
Lever (brake shoe adjusting)	2A176-7
Lever (carb. accelerator pump)	9D591, 9919
Lever (carb. accelerator pump operating)	9A506, 9529
Lever (carb. accelerator pump overtravel)	9919
Lever (carb. air valve dampener)	9H582
Lever (carb. air valve lockout)	9583
Lever (carb. choke bellcrank adjusting)	9A535
Lever (carb. choke control)	9D541
Lever (carb. choke control diaphragm)	9J553
Lever (carb. choke shaft)	9A514, 9551
Lever (carb. choke thermostat)	9A754
Lever (carb. dechoke)	9583
Lever (carb. dechoke override)	9J598
Lever (carb. fast idle adjusting)	9538
Lever (carb. fast idle cam)	9F577
Lever (carb. float bowl vent actuating)	9D585
Lever (carb. mechanical vent valve adjusting)	9H585
Lever (carb. secondary throttle diaphragm)	9583
Lever (carb. secondary throttle stop)	9583
Lever (carb. throttle)	9C504, 9583
Lever (carb. throttle shaft aux.)	9A537
Lever (console shift control selector lever left hand support)	7D282
Lever (fuel pump rocker arm return spring)	9B354
Lever (parking brake cable to secondary brake shoe)	2A637-8
Lever (parking brake equalizer)	2A605
Lever (power brake booster)	2431
Lever (starter motor drive)	11067
Lever (steering column locking)	3B661
Lever (steering column release)	3D544
Lever (transfer case shift)	7210
Lever (trans. accelerator kickdown)	7A394
Lever (trans. backup lamp switch actuating)	7B097
Lever (trans. column mounted gearshift)	7210
Lever (trans. console shift selector)	7D282
Lever (trans. downshift detent inner)	7D261
Lever (trans. floor mounted gearshift)	7210
Lever (trans. first & second gearshift upper)	7315
Lever (trans. first & second shifter fork cam & shaft)	7290
Lever (trans. front band servo actuating)	7330
Lever (trans. gearshift)	7210
Lever (trans. gearshift control)	7C312

PART NAME	GROUP NUMBER
L - cont'd.	
Lever (trans. high & intermediate gearshifter)	7285, 7302
Lever (trans. intermediate & high gearshift)	7285,
Lever (trans. intermediate band servo)	7330 7302
Lever (trans. low & reverse gearshift)	7C173, 7290, 7303
Lever (trans. manual control valve detent)	7A115
Lever (trans. parking pawl)	7A117
Lever (trans. parking pawl toggle)	7A121
Lever (trans. rear band servo actuating)	7A169
Lever (trans. reverse gearshift)	7K002
Lever (trans. reverse shifter fork cam & shaft)	7290
Lever (trans. selector neutral switch)	7B097
Lever (trans. third & fourth gearshift control)	7C313
Lever (trans. third & fourth shifter fork cam & shaft)	7285
Lever (trans. throttle control inner)	7-7283
Lever (windshield wiper motor park switch)	17B549
Lever assy. (carb. fast idle pickup)	9A535
Lever assy. (carb. throttle control)	9A514
Lever assy. (clutch release)	7515
Lever assy. (moveable steering column release)	3D543
Lever assy. (steering column lock actuator)	3F527
Lever assy. (trans. downshift control)	7A394
Lever assy. (trans. manual control)	7A256
Lever assy. (turn indicator)	13305
Lever & bracket (trans. kickdown control)	7A372
Lever & bracket assy. (carb. throttle control)	9724
Lever & bushing (power brake booster)	2A016
Lever & piston kit (trans. rear servo)	7A169
Lever & reaction ring (power brake booster)	2B154
Lever & shaft (trans. reverse gearshift)	7290
Lever & shaft assy. (carb. secondary throttle plate)	9A592
Lever & shaft assy. (carb. throttle)	9581
Lever & shaft assy. kit (carb. throttle)	9581
Lever & swivel assy. (carb. choke)	9A514
Leveler kit (air)	5A589
License plate frame (front)	17A387
License plate frame (rear)	17A387
License plate (hardware kit)	17A356
Lifter assy. (eng. valve)	6500
Light & bracket kit (snow plow)	15312
Limiting kit (P/S control valve reaction)	3C563
Liner (eng. cylinder block)	6055
Liner (rear spring)	5624, 5983
Liner (rear spring clamp)	5334
Lining (front brake shoe)	2021-2
Lining (rear brake shoe)	2284-5
Lining kit (brake shoe)	2007

COPYRIGHT © 1975 — FORD MOTOR COMPANY — DEARBORN, MICHIGAN
FINAL ISSUE

HALPERT_AUCTIONS

INDEX

PART NAME	GROUP NUMBER
L - cont'd.	
Link (automatic air leveler valve actuating)	5A690
Link (brake cylinder to shoe)	2042
Link (carb. accelerator pump)	9529
Link (carb. air valve dampener)	9H583
Link (carb. choke diaphragm)	9J552
Link (carb. choke thermostat)	9834
Link (carb. dashpot)	9D593
Link (carb. vacuum break)	9S515
Link (clutch pedal retracting spring)	7592
Link (distributor breaker plate)	12A186
Link (fuel pump rocker arm)	9381
Link (parking brake cable connecting)	2861
Link (parking brake lever to primary brake shoe)	2A642
Link (rear axle stabilizer)	4A343
Link (speed control bellcrank carb. rod adjusting)	9D768
Link (steering sector shaft arm to spindle connecting rod)	3B163
Link (transfer case front & rear shift rod)	7B106
Link (trans. control shaft adjusting)	7B108
Link (trans. parking pawl toggle)	7-7316
Link (trans. parking pawl toggle operating lever)	7C495
Link (windshield wiper)	17B439
Link assy. (automatic air leveler valve actuating)	5A690
Link assy. (stabilizer bar)	5K484
Link assy. (trans. accelerator kickdown shaft adjusting)	7B108
Linkage kit (P/S installation)	3A634
Liquid line (A/C dryer to evaporator)	19D567
Liquid tire chain	Δ
Litter container	19D504
Litter container (console)	19D504
Lock (exhaust manifold to cylinder head bolt tab)	9A447
Lock (rear axle differential bearing adjuster)	4143
Lock assy. (spare wheel)	1386
Lock lubricant	Δ
Lock nut (front wheel bearing)	1197
Lock ring (free running hub inner coupling)	1080
Lubricants	Δ
Lubricator (rear axle differential)	4159
Luggage carrier cover kit	19B507
M	
Main control assy. (trans.)	7A100
Manifold (exhaust)	9426, 9428, 9430-1
Manifold (intake)	9424-5
Manifold assy. (exhaust air supply)	9B445
Manifold assy. (vacuum outlet)	9C490
Manual choke kit	9850

PART NAME	GROUP NUMBER
M - cont'd.	
Mask (instrument cluster)	10890, 10894
Mask (trans. console shift selector indicator dial)	7B052
Mast (radio antenna replacement)	18A886
Master kit (A/C)	19B969
Medallion (A/C register)	19A551
Medallion (instrument cluster)	10952
Medallion (radiator grille)	8A224
Member (fuel tank support)	9064
Member (rear axle center drive)	4A347
Member (rear shock absorber mounting)	18A000-1
Metering rod holder kit (carb. secondary)	9S513
Mirror (vanity)	17A679
Mirror assy. (rear view inside)	17700
Mirror assy. (rear view outside)	17682
Mirror & cable (rear view outside)	17A708
Mirror kit (rear view inside)	17700
Mirror kit (rear view outside)	17696
Module (brake skid control)	2B373
Modulator (trans. vacuum)	7-7370
Motor (sliding roof panel)	15790
Motor (steering column release)	3D538
Motor assy. (A/C blower)	18527, 19805
Motor assy. (A/C vacuum control)	18A318
Motor assy. (electric seat regulator)	14547
Motor assy. (headlamp cover control)	13A167
Motor assy. (heater blower)	18527, 19805
Motor assy. (heater vacuum control)	18A318
Motor assy. (luggage compt. door lock)	15690
Motor assy. (radio antenna drive)	19112
Motor assy. (rear window defogger)	18527
Motor assy. (window regulator)	14553
Motor assy. (windshield wiper)	17504, 17508
Motor & tube assy. (radio antenna)	18850
Motor oils	Δ
Moulding (front bumper)	17B970
Moulding (front bumper stone deflector)	17819
Moulding (front fender)	16003-4
Moulding (front fender front)	16B124-5, 16160-1
Moulding (front fender front extension)	16074-5
Moulding (front fender grille opening)	16D014-5
Moulding (front fender lower)	16C068-9
Moulding (front fender side rear)	16A038-9
Moulding (front fender upper rear)	16C132-3
Moulding (front fender wheel opening)	16038-9

Δ Refer to page 1 of Paint Section

HALPERT_AUCTIONS

INDEX

PART NAME	GROUP NUMBER
M - cont'd.	
Moulding (headlamp cover)	13B088
Moulding (hood front)	16856-7
Moulding (hood front center)	16958
Moulding (hood rear)	16B918
Moulding (hood top center)	16958
Moulding (muffler outlet pipe opening)	5C299
Moulding (quarter panel)	16003-4
Moulding (radiator grille)	8418-9
Moulding (radiator grille lower)	8156
Moulding (radiator grille lower opening)	8A316
Moulding (radiator grille opening)	8242-3
Moulding (radiator grille upper opening)	8A317-20
Moulding assy. (headlamp housing)	13B166
Moulding assy. (radiator grille opening panel)	8A156
Moulding assy. (radiator grille opening panel center)	8223
Mounting (trans. clutch release equalizer bar)	7507
Mounting kit (bumper winch)	19F536
Mounting kit (rear axle stabilizer)	4A340
Muffler	5212, 5225, 5230, 5232, 5D256, 5C257, 5C258
Muffler assy. (A/C compressor)	19C836
N	
Needle (carb. idle adjusting)	9541
Nipple (eng. oil cooler)	6883
Nozzle (windshield defroster hose)	18490-1
Nozzle (windshield washer)	17A602, 17665-6
Nozzle assy. (carb. pump discharge)	9577
Nozzle assy. (rear window defogger)	18C515
Nozzle repair kit (windshield washer)	17A638
Nut (accelerator shaft to bellcrank rod)	9A857
Nut (adapter heater temperature control valve)	18K307
Nut (brake master cylinder brake tube)	2133
Nut (brake shoe adjusting screw)	2047
Nut (carb. choke plate adjusting)	9D564
Nut (carb. power valve adjusting)	9B503
Nut (carb. throttle lever & choke shaft)	9B527
Nut (carb. throttle lever retaining)	9618
Nut (clock reset knob)	15A012
Nut (courtesy & fog switch)	13753
Nut (eng. connecting rod)	6212
Nut (eng. rear support insulator)	6041
Nut (eng. valve rocker arm adjusting screw)	6552
Nut (eng. valve rocker arm stud)	6A529

PART NAME	GROUP NUMBER
N - cont'd.	
Nut (front stabilizer bar link)	5C491
Nut (front suspension lower ball joint retaining)	3A050
Nut (front suspension upper arm mounting bolt)	3B023
Nut (front suspension upper ball joint retaining)	3A049
Nut (headlamp adjusting)	13181
Nut (headlamp switch)	11650
Nut (heater blower switch)	18545
Nut (hood latch dowel spring retaining)	16B750
Nut (ignition switch retaining)	11A578
Nut (instrument panel vent control attaching)	11662
Nut (parking brake equalizer)	2091
Nut (parking brake equalizer rod)	2A796
Nut (P/S gear race)	3D627
Nut (radio antenna)	18865
Nut (radio control shaft)	18818
Nut (rear seat speaker fader control)	18A985
Nut (rear view outside mirror control knob)	17B719
Nut (rear view outside mirror remote control)	17B732
Nut (rear window defogger switch)	18A508, 18A985
Nut (rear window regulator control switch)	14A124
Nut (seat regulator control switch bezel)	14695
Nut (spare wheel mounting bolt)	1462
Nut (speed control actuator bezel)	9C752
Nut (steering column bracket retainer)	3E546
Nut (steering gear sector shaft adjusting)	3539
Nut (steering gear worm thrust bearing)	3707
Nut (top control bezel)	15A670
Nut (top control switch mounting)	15B663
Nut (trans. gear shift lever ball lock)	7C404
Nut (wheel hub bolt)	1012
Nut (windshield wiper control)	17512
Nut & ferrule (exhaust air supply)	9B471
Nut kit (A/C compressor shaft)	19D667
O	
Oil cup (distributor)	10141
Oil pump rotor kit (A/C compressor)	19D663
Oiler (distributor housing)	12135
Oils	Δ
"O" ring (A/C seal kit)	19B596
"O" ring (carb. float bowl tube connector seal)	9229
"O" ring (carb. fuel valve seat)	9609
"O" ring (eng. block heater)	6B080
"O" ring (free running hub knob)	1A030
"O" ring (P/S gear control valve to housing)	3756
"O" ring (P/S pump oil reservoir orifice)	3-3547
"O" ring (P/S pump valve cap)	3-3618
"O" ring kit (A/C compressor)	19D660
Ornament (front fender)	16228-9
Ornament (hood front)	16606, 16637

Δ Refer to page 1 of Paint Section

COPYRIGHT © 1975 — FORD MOTOR COMPANY — DEARBORN, MICHIGAN

FINAL ISSUE

HALPERT_AUCTIONS

INDEX

PART NAME	GROUP NUMBER
O - cont'd.	
Ornament (hood scoop)	16637
Ornament (hood side model identification plate)	16A720
Ornament (hood top)	16850
Ornament (radiator grille)	8213,
Ornament (rear lamp lens)	13616
Orifice (power steering pump tube seat)	3A700
P	
Packing (eng. crankshaft rear)	6701
Pad (A/C register louver)	19C896
Pad (brake pedal)	2454, 7A624
Pad (brake pedal plate)	2457
Pad (clutch pedal plate)	7A624
Pad (front bumper jacking bracket)	17C854
Pad (front disc brake)	2018
Pad (front fender side deflector)	13A082
Pad (front turn indicator lamp)	13332
Pad (headlamp door)	13038
Pad (hood)	16740
Pad (horn blowing ring pressure)	13A813
Pad (horn blowing ring trim)	13A818
Pad (interior lamp)	13A739
Pad (ornament)	16675
Pad (parking lamp body to fender)	13217
Pad (radio control bezel mounting)	19A169
Pad (rear bumper step)	17B821
Pad (rear lamp mounting)	13420
Pad (rear reflector mounting)	13A493
Pad (rear view inside mirror)	17A720
Pad (stereo tape player cover)	19A113
Pad (stop lamp relay mounting)	13A595
Pad (turn indicator lamp mounting)	13A326
Pad (window regulator safety relay)	14A403
Pad assy. (bumper)	17C829, 17C830, 17K331-4
Pad assy. (bumper guard)	17A807, 17A812, 17988
Pad assy. (horn blowing ring trim)	13A907
Pad assy. (steering wheel hub)	3623
Paint	Δ
Pan (A/C evaporator drain)	19859, 19B859
Pan (trans. oil)	7A194
Pan assy. (eng. oil)	6675
Pan assy. (trans. oil)	7A194
Panel (A/C evaporator case)	19801, 19803, 19A998

PART NAME	GROUP NUMBER
P - cont'd.	
Panel (fan shroud)	8147-8
Panel (front bumper finish)	17794
Panel (front fender side finish)	16410-1
Panel (front valance)	17626-7
Panel (fuse junction)	14A068
Panel (headlamp opening finish)	13B131
Panel (radiator grille backing)	8B423-4
Panel (radiator grille opening)	8190-1, 8221
Panel (relay)	14A481
Panel (top control relay mounting)	15A685
Panel assy. (A/C control)	18A651, 19808
Panel assy. (A/C register)	19C874-5
Panel assy. (A/C register trim)	19C866-70
Panel assy. (front end)	8192-6
Panel assy. (heater control)	18A651
Panel assy. (lower radiator grille opening)	17779
Panel assy. (radiator grille opening side)	8B477-8
Pawl (steering column release)	3E520
Pawl (trans. console shift selector lever)	7C441-2
Pawl (trans. gearshift cross over)	7E341
Pawl (trans. overdrive balk ring & gear sliding)	7690
Pawl (trans. parking)	7A441
Pedal (clutch)	7519
Pedal assy. (accelerator)	9735
Pedal assy. (brake)	2455
Pin (accelerator bellcrank)	9B721
Pin (A/C compressor head locator)	19D662
Pin (brake shoe hold down spring)	2069
Pin (carb. accelerator pump overtravel spring)	9C711
Pin (carb. air cleaner retainer)	9C631
Pin (carb. air valve dampener)	9H584
Pin (carb. fast idle adjusting lever)	9579
Pin (carb. power valve)	9G558
Pin (eng. crankshaft rear oil seal)	6A302
Pin (eng. piston)	6135
Pin (eng. timing chain tensioner arm)	6286
Pin (free running hub drive)	1094
Pin (free running hub stop)	1095
Pin (front brake shoe anchor)	2027
Pin (front disc brake caliper locating)	2B296
Pin (fuel pump rocker arm)	9378
Pin (headlamp cover hinge)	13A165
Pin (headlamp cover motor mounting)	13A173
Pin (headlamp dimmer control pivot)	13662
Pin (hood)	16929
Pin (ignition switch actuating rod)	11A601
Pin (parking brake handle locking)	2819
Pin (parking brake lever)	2107
Pin (power brake booster lever pivot)	2A020
Pin (P/S pump rotor shaft)	3-3633

Δ Refer to page 1 of Paint Section

HALPERT_AUCTIONS

INDEX

PART NAME	GROUP NUMBER
P- cont'd.	
Pin (rear axle differential & pinion shaft lock)	4241
Pin (rear axle differential bearing cap & carrier guide)	4A106
Pin (rear license plate support hinge)	13432
Pin (seat regulator control knob pivot)	14B694
Pin (spare wheel carrier hanger)	1487
Pin (speed control servo clevis)	9D841
Pin (steering column locking lever)	3B663
Pin (steering column pivot)	3D739
Pin (steering column release cable)	3E683
Pin (transfer case gear shift interlock)	7229
Pin (trans. front band anchor)	7-7377
Pin (trans. front band servo piston guide)	7A163
Pin (trans. gearshift interlock)	7235
Pin (trans. gearshift interlock rod)	7C316
Pin (trans. gearshift lever)	7A111
Pin (trans. gearshift lever pilot)	7D439
Pin (trans. gearshift lever socket retaining)	7C402
Pin (trans. gearshift relay lever rod)	7K051
Pin (trans. parking pawl)	7-7312
Pin (trans. parking pawl toggle)	7A119
Pin (trans. parking pawl toggle lever)	7A244 7A295
Pin (trans. parking pawl toggle link)	7-7318 7E415
Pin (trans. parking pawl torsion spring lever)	7-7308
Pin (trans. rear band actuating lever shaft)	7-7356
Pin (trans. reverse gearshift relay lever)	7K024, 7K218
Pin (trans. seat belt switch actuator)	7E454
Pin (trans. shifter fork cam & shaft lock plunger)	7235
Pin (trans. throttle control valve)	7A380
Pin (trans. throttle pressure booster)	7D375
Pin (windshield wiper motor)	17B563
Pin (windshield wiper motor contact operating)	17B564
Pinion (rear axle differential)	4215
Pinion gear kit (front axle differential)	4215
Pipe (eng. oil filler)	6763
Pipe (muffler inlet)	5218, 5245, 5246
Pipe (muffler inlet cross over)	5248, 5267-8
Pipe (muffler inlet extension)	5A212-3, 5A216 5230
Pipe (muffler outlet)	5D200, 5B202, 5C203, 5C207, 5C227, 5255, 5-5257, 5C262
Pipe (resonator inlet)	5218, 5A265, 5A289
Pipe assy. (fuel tank filler)	9034
Pipe assy. (fuel tank vent)	9K079
Piston (brake cylinder)	2194-7
Piston (brake master cylinder)	2169
Piston (carb. accelerator pump)	9B544
Piston (carb. power valve)	9A565
Piston (front disc brake caliper)	2196
Piston (power brake booster body)	2395
Piston (trans. forward clutch)	7A262
Piston (trans. front band servo release)	7366
Piston (trans. front clutch)	7A262
Piston (trans. intermediate servo)	7D021-2 7A260
Piston (trans. rear band servo)	7A266
Piston (trans. rear band servo accumulator)	7A266
Piston (trans. rear clutch)	7-7514
Piston (trans. rear servo accumulator)	7E216
Piston (trans. reverse clutch)	7D402
Piston assy. (carb. automatic choke)	9840
Piston assy. (carb. power valve)	9G551, 9G553
Piston assy. (eng.)	6108-9
Piston assy. (trans. intermediate band servo)	7D021
Piston assy. (trans. rear clutch)	7D157
Piston & pin assy. (trans. front band servo)	7A164
Piston & rod assy. (carb. air valve dampener)	9H578
Piston & seal assy. (trans. reverse band servo)	7D189
Piston & stop kit (trans. rear band)	7E216
Pitman arm (steering)	3590
Pivot (clutch release equalizer shaft ball inner)	7A531
Pivot (headlamp cover hinge)	13B019
Pivot (moveable steering column)	3B650
Planet (trans. forward)	7A398
Planet assy. (trans. reverse)	7D006
Plate (accelerator shaft equalizer bracket)	9A853
Plate (A/C blower inlet)	19A821
Plate (A/C blower motor mounting)	19833
Plate (A/C compressor valve)	19656
Plate (A/C evaporator case mounting)	19804
Plate (A/C evaporator front housing cover)	19A586
Plate (A/C motor mounting)	18581
Plate (A/C mounting)	18679
Plate (A/C register mounting bracket reinforcement)	19B897
Plate (A/C register trim end)	19B781
Plate (A/C temperature control sensor mounting)	19C737
Plate (A/C tube retaining)	19C675

COPYRIGHT © 1975 — FORD MOTOR COMPANY — DEARBORN, MICHIGAN

HALPERT_AUCTIONS

INDEX

PART NAME	GROUP NUMBER
P - cont'd.	
Plate (alternator charge indicator mounting)	9304
Plate (alternator positive conductor)	10B330
Plate (ballast resistor mounting)	14A274
Plate (brake shoe anchor pin guide)	2028
Plate (bumper guard back)	17988
Plate (carb. air cleaner bracket reinforcement)	9B612
Plate (carb. air distribution)	9F553
Plate (carb. choke)	9545
Plate (carb. fast idle cam)	9838
Plate (carb. main metering)	9514
Plate (carb. thermostatic choke housing)	9844
Plate (carb. throttle)	9585
Plate (clutch equalizer bar mounting)	7B588
Plate (compass mounting)	19D503
Plate (emergency warning switch mounting)	15A598
Plate (eng. aux. shaft retaining)	6613
Plate (eng. camshaft thrust)	6269
Plate (eng. cylinder front cover)	6B070
Plate (eng. front support bracket)	6D047
Plate (eng. oil inlet tube bolt locking)	6A736
Plate (eng. oil pump body)	6616
Plate (eng. rear support)	6070
Plate (flywheel reinforcing)	6A366
Plate (front brake backing)	2012-3
Plate (front bumper arm adjusting)	17B856
Plate (front bumper to front mounting)	17B991
Plate (front bumper upper)	17B984
Plate (front disc brake caliper anchor)	2B292-3
Plate (front fender apron access hole cover)	16D200
Plate (front fender apron upper outer reinforcement)	16D114
Plate (front fender front extension)	16G556-7
Plate (front fender front extension reinforcement)	16D204-7
Plate (front fender name)	16098
Plate (fuel level indicator back)	9302
Plate (fuel pump valve retainer)	9361
Plate (fuel tank selector valve reinforcement)	9197
Plate (fuel tank skid)	9A147
Plate (fuel tank vent valve retainer upper)	9A307
Plate (headlamp door)	13059
Plate (headlamp mounting)	13A004-5
Plate (headlamp opening cover)	13B041
Plate (heater air damper door seal)	18A317
Plate (heater housing blower & plenum)	18A485
Plate (heater housing core)	18A488
Plate (heater motor mounting)	18581
Plate (hood aux. catch striker)	16918
Plate (hood hinge)	16795
Plate (hood latch)	16N782
Plate (hood pin)	16931
Plate (hood scoop name)	16720-1
Plate (hood side name)	16720-1

PART NAME	GROUP NUMBER
P - cont'd.	
Plate (horn bracket reinforcement)	13826
Plate (horn button or ring contact)	13A808
Plate (horn button or ring index)	13A809
Plate (horn switch brush)	13A823
Plate (indicator mounting instrument cluster)	10B978
Plate (instrument cluster back)	10848
Plate (instrument cluster control mounting)	10A860, 10A885-6
Plate (instrument cluster ignition switch mounting)	10A860
Plate (instrument cluster trim)	10A861
Plate (instrument panel wiring connector mounting)	10C897
Plate (lockout hub retaining)	1A050
Plate (muffler mounting)	5B236
Plate (parking brake equalizer lever bracket mounting)	2A748
Plate (power brake booster body end)	2B275
Plate (power brake booster push rod locating)	2A476
Plate (P/S control valve cap adapter)	3-3712
Plate (P/S pump pressure)	3D590
Plate (P/S pump retainer end)	3D589
Plate (quarter panel name)	16098
Plate (radio speaker mounting front)	18963
Plate (rear axle differential clutch)	4A235, 4945
Plate (rear axle differential clutch spring preload)	4A326
Plate (rear axle differential gear clutch)	4947
Plate (rear brake backing)	2211-2
Plate (rear bumper arm adjusting)	17B856
Plate (rear bumper guard)	17982
Plate (rear bumper name)	17B850
Plate (rear spring)	5796-9
Plate (rear spring front hanger anchor)	5A539
Plate (rear spring rear hanger)	5752
Plate (rear stabilizer bar link mounting bracket)	5B486
Plate (rear stabilizer bar stud mounting)	5A775
Plate (rear view outside mirror housing)	17B675
Plate (rear view outside mirror mounting)	17A717
Plate (rear view outside mirror remote control)	17B733
Plate (spare wheel carrier arm)	1A404
Plate (spare wheel mounting)	1424
Plate (spare wheel retainer)	1402
Plate (speedo. mounting)	17289
Plate (steering gear housing end)	3568
Plate (tailgate name)	16098
Plate (temperature indicator back)	9304
Plate (transfer case intermediate lock)	7155
Plate (transfer case shift pawl)	7E071
Plate (transfer case skid)	7E063
Plate (trans. clutch external spline)	7B442
Plate (trans. clutch internal & external spline)	7B164

HALPERT_AUCTIONS

INDEX

PART NAME	GROUP NUMBER
P- cont'd.	
Plate (trans. clutch pressure)	7B066
Plate (trans. column shift mounting)	7E046
Plate (trans. console shift selector lever opening floor pan cover)	7C309
Plate (trans. console shift selector opening cover)	7E169
Plate (trans. control selector lever guide)	7C499
Plate (trans. countershaft & reverse idler shaft lock)	7155
Plate (trans. eng. rear)	7007
Plate (trans. floor pan gear shift lever opening cover)	7B233
Plate (trans. front clutch external spline)	7-7573
Plate (trans. gear select interlock)	7K201
Plate (trans. gearshift lever opening console trim)	7D358
Plate (trans. gearshift lever opening trim rear)	7D444
Plate (trans. gearshift pattern)	7B052
Plate (trans. gearshift tube bracket)	7E417
Plate (trans. main control cover & lower valve body separating)	7734
Plate (trans. main control lower valve body)	7729
Plate (trans. main control separating)	7A008
Plate (trans. main control upper valve body front)	7A396
Plate (trans. main control upper valve body rear)	7A393
Plate (trans. main control valve assy. side)	7-7739
Plate (trans. main control valve body separating)	7A008
Plate (trans. oil pressure regulator body separating)	7A142
Plate (trans. parking rod guide)	7D419
Plate (trans. parking rod support)	7D414
Plate (trans. rear clutch pressure)	7B437
Plate (trans. selector lever opening)	7B233
Plate (trans. selector lever opening cover finish)	7C309
Plate (trans. shift control mounting)	7E046
Plate (trans. throttle pressure booster stop)	7E336
Plate (water by-pass orifice)	8K517
Plate (window regulator switch)	14523-4
Plate (window regulator switch cover)	14A020-1
Plate assy. (A/C compressor valve)	19D656-7
Plate assy. (A/C mounting)	18677
Plate assy. (A/C register)	19A568, 19B725, 19C876
Plate assy. (alternator diode)	10A377-8
Plate assy. (aux. hood lock)	16A931
Plate assy. (ballast resistor mounting transistorized ignition)	14A274
Plate assy. (distributor breaker)	12151
Plate assy. (generator front end)	10138-9
Plate assy. (heater housing air inlet)	18A493
Plate assy. (horn blowing ring contact)	13A586-7
Plate assy. (instrument panel wire connector)	10C928
Plate assy. (transfer case skid)	7E063
Plate assy. (trans. floor pan gear shift lever opening cover)	7C309
Plate assy. (windshield wiper drive link pivot)	17C563
Plate assy. (windshield wiper motor mounting)	17B518
Plate & brushes assy. (generator rear end)	10050
Plate & bushing (P/S pump)	3D643
Plate & bushing assy. (starter motor front end)	11049
Plate & cover assy. (clutch pressure)	7563
Plate & diode assy. (alternator negative)	10377
Plate & diode assy. (alternator positive)	10373
Plate & seal (power brake booster end)	2B093
Plate & stud assy. (carb. backup)	9841
Plate & switch assy. (windshield wiper motor)	17B583
Plate & trough assy. (trans. overdrive balk ring & gear)	7665
Plate kit (distributor)	12A132
Plate kit (front axle locking differential)	4880
Plug (carb. air cleaner air intake panel mounting access hole)	9D699
Plug (carb. fuel filter retainer)	9A540
Plug (carb. fuel level check)	9562, 9944
Plug (carb. idle passage)	9523
Plug (deceleration valve sealing)	9P706
Plug (distributor diaphragm)	12A022
Plug (eng.)	6026
Plug (eng. camshaft rear bearing)	6266
Plug (eng. crankshaft)	6307
Plug (eng. cylinder block water metering)	6D039
Plug (eng. cylinder head exhaust air supply)	6052
Plug (eng. oil filter by-pass valve)	6666
Plug (eng. oil pan drain)	6730
Plug (eng. oil pump relief valve)	6666, 6A616
Plug (eng. valve oil metering)	6A580
Plug (eng. valve rocker arm shaft)	6572
Plug (exhaust air supply pump relief valve)	9C429
Plug (front axle spindle arm)	3147
Plug (fuel pump rocker arm pin hole)	9A360
Plug (fuel tank vent expansion tank connection access)	9A207
Plug (heater case)	18C636
Plug (power brake booster check valve)	2A246
Plug (P/S control valve reaction control opening)	3A512-3
Plug (steering gear housing oil filler)	3538
Plug (transfer case drain)	7A010
Plug (trans. control selector lock)	7E328
Plug (trans. extension)	7K381
Plug (trans. parking plate shaft)	6572
Plug (trans. seat belt warning switch opening)	7E461
Plug (trans. shift control adjusting hole)	7C147
Plug & wiring kit (trailer lamp)	15A416

COPYRIGHT © 1975 — FORD MOTOR COMPANY — DEARBORN, MICHIGAN

HALPERT_AUCTIONS

INDEX

PART NAME	GROUP NUMBER
P- cont'd.	
Plunger (carb. choke lever)	9537
Plunger (eng. cylinder block main oil galley relief valve)	6674
Plunger (eng. oil pump relief valve)	6674
Plunger (power brake booster)	2A385
Plunger (transfer case control selector lever)	7361
Plunger (trans. column shift selector lever)	7361
Plunger (trans. manual control valve detent)	7-7607
Plunger (trans. manual valve detent)	7D069
Plunger (trans. reverse gearshift interlock)	7233
Plunger assy. (starter motor solenoid)	11393
Point (voltage regulator unit fixed contact)	10576
Point kit (starter motor contact)	11134
Point set (distributor arm & breaker)	12171
Pointer (engine timing)	6023
Pointer assy. (speedo.)	17268
Polishes	Δ
Post (starter motor contact)	11176
Post (voltage regulator voltage limiter contact lower)	10608
Post (voltage regulator voltage limiter contact upper)	10565
Power steering installation kit	3A634-5
Power supply (citizen band transceiver)	18800
Pulley (alternator)	10344
Pulley (belt idler)	8679
Pulley (compressor mounted supercharger)	9160
Pulley (crankshaft mounted supercharger)	9107
Pulley (exhaust air supply pump)	9B447
Pulley (exhaust air supply pump drive)	9B464
Pulley (generator)	10130
Pulley (parking brake cable)	2804
Pulley (P/S pump)	3A733
Pulley (water pump)	8509
Pulley assy. (belt idler)	8678
Pulley assy. (eng. crankshaft)	6312
Pulley assy. (eng. crankshaft outer)	6A312
Pulley assy. (eng. tensioner)	6K254
Pulley & bearing assy. (A/C compressor)	19D653
Pump (carb. discharge nozzle)	9A574
Pump (trans. front oil)	7A103
Pump (trans. rear oil)	7A149
Pump (windshield washer)	17664
Pump assy. (eng. oil)	6600
Pump assy. (exhaust air supply thermactor)	9A486
Pump assy. (fuel)	9350
Pump assy. (P/S)	3A674
Pump assy. (speed control)	9C731
Pump assy. (water)	8501, 8505
Pump overhaul kit (trans. front)	7C222
Pump repair kit (fuel)	9349
Pump repair kit (water)	8591
Push rod (fuel pump)	9400
R	
Race (trans. converter stator clutch inner)	7946
Race (trans. converter stator clutch outer)	7947
Race (trans. front clutch sun gear thrust bearing)	7-7549
Race (trans. output shaft thrust)	7A387
Race (trans. overrunning clutch inner)	7D171
Race (trans. overrunning clutch outer)	7B456
Race (trans. primary sun gear thrust)	7D235-6, 7-7549
Race (trans. sun gear thrust bearing)	7D235-6
Rack & worm (steering gear)	3524
Radiator	8005
Radio kit	18805
Radio rear seat speaker foot control kit	18876
Rail (front fender outside finish)	16250-1
Rail (trans. gearshifter fork-low & reverse)	7240
Rail (trans. third & fourth speed shifter)	7241
Rail kit (trans. intermediate & high shift rail)	7241
Recovery kit (radiator coolent)	8522
Rectifier assy. (alternator)	10304
Reducers	Δ
Reed (A/C compressor valve inlet)	19D659
Refinishing materials	Δ
Reflector (flare kit)	19E500
Reflector (rear tail lamp)	15A215
Reflector assy.	13380
Reflector assy. (rear bumper)	13A565
Refrigerant compressor oil	Δ
Register (A/C)	19893
Register (A/C air)	18C366
Register (A/C evaporator)	19A671
Register (A/C switch to blower motor)	18591
Register (air vent)	19893
Register (heater)	19893
Register (heater air)	18C366
Register assy. (A/C air distribution)	18C306
Register assy. (A/C instrument panel)	19C696
Register assy. (air distribution)	18C306
Register & connector assy. (A/C instrument panel center)	19C691
Register & duct assy. (A/C instrument panel center)	19C680
Regulator (instrument cluster voltage)	10804
Regulator (trans. oil pressure)	7A139
Regulator assy. (alternator)	10316
Regulator assy. (generator)	10505
Regulator assy. (speed control)	9D757, 9A819

Δ Refer to page 1 of Paint Section

HALPERT_AUCTIONS

INDEX

PART NAME	GROUP NUMBER
R - cont'd.	
Reinforcement (apron & radiator support side)	16B200-1
Reinforcement (battery support bracket)	10A674, 10A710
Reinforcement (bumper guard outer front)	17A968-9
Reinforcement (cowl top bracket to front fender apron)	16B240-1
Reinforcement (eng. rear support)	6A042
Reinforcement (front bumper center)	17A792
Reinforcement (front bumper stone deflector)	17A956
Reinforcement (front fender apron)	16A052-3
Reinforcement (front fender apron & radiator support upper)	16B048
Reinforcement (front fender apron & radiator support upper outer)	16B028-9
Reinforcement (front fender apron lower)	16060
Reinforcement (front fender apron to radiator support)	16142
Reinforcement (front fender mirror mounting)	16D122
Reinforcement (front fender rear splash shield)	16256-7
Reinforcement (front fender side)	16080-1
Reinforcement (front fender top front lower)	16D186-7
Reinforcement (front stabilizer bar mounting bracket)	5A483, 5A492
Reinforcement (front suspension lower arm)	3399, 3B329
Reinforcement (front suspension mounting housing spring seat on body)	3A072
Reinforcement (hood center)	16995
Reinforcement (hood front quarter panel)	16476
Reinforcement (hood latch on hood)	16A603
Reinforcement (impact bar)	17912-3
Reinforcement (instrument cluster housing)	10C899
Reinforcement (P/S oil reservoir orifice)	3B563
Reinforcement (radiator air side deflector)	8324
Reinforcement (radiator grille opening panel center)	8261
Reinforcement (radiator side support)	8A281
Reinforcement (radio antenna grounding)	18A954
Reinforcement (rear axle bumper mounting)	4A182-3
Reinforcement (rear axle bumper outer bracket)	4A172
Reinforcement (rear axle drive line vibration damper)	4A079
Reinforcement (rear brake hose bracket)	2B222
Reinforcement (rear bumper center)	17912, 17A914
Reinforcement (rear bumper mounting bracket)	17B862-3
Reinforcement (rear shock absorber member)	18A024
Reinforcement (rear shock absorber member inner)	18A108-9
Reinforcement (rear shock absorber mounting member)	18A114
Reinforcement (rear spring front bracket)	5920
Reinforcement (rear spring rear bracket)	5980
Reinforcement (rear suspension lower arm)	5A770
Reinforcement (spare wheel carrier hinge)	1A399, 1A400
Reinforcement (spare wheel carrier lock latch bracket)	1A401
Reinforcement (trans. shift shaft)	7E403
Reinforcement (upper radiator grille)	8223
Reinforcement assy. (front fender.top rear)	16B010-1
Reinforcement assy. (fuel vapor storage canister bracket)	9E600
Reinforcement assy. (hood hinge bracket on body)	16A609
Relay (alternator regulator field)	10A376
Relay (automatic headlamp dimmer)	13A025
Relay (automatic seat back latch)	14512
Relay (console panel seat belt warning lamp indicator)	10B926
Relay (cornering lamp)	10B926
Relay (ignition current amplifier)	12A042
Relay (instrument panel seat belt warning indicator lamp)	10B924
Relay (interior lamp)	13A777
Relay (oil temperature indicator warning lamp)	10B840
Relay (turning lamp)	15A217
Relay (warning lamp indicator)	10B926
Relay (warning lamp indicator panel low fuel level)	10A968
Relay assy. (A/C automatic temperature control box)	19D614
Relay assy. (A/C temperature control)	19D592
Relay assy. (back window heat control)	18C641
Relay assy. (parking lamp)	13A253
Relay assy. (seat regulator control)	14546, 14A707
Relay assy. (speed control)	9C733
Relay assy. (speed control release)	9D737
Relay assy. (stop lamp)	13482
Relay assy. (top control)	15672
Relay assy. (trailer light)	13A435
Relay assy. (trans. overdrive)	7A651
Relay assy. (turn indicator)	13A366
Relay assy. (warning lamp indicator)	10C838
Relay assy. (window & seat regulator control)	14512
Relay assy. (window regulator safety)	14677
Relay & bracket assy. (horn)	13853
Remote control (outside mirror)	17B676
Reservoir (windshield washer)	17618
Reservoir assy. (headlamp cover control)	13A185
Reservoir assy. (power brake booster)	2A038
Reservoir assy. (P/S pump oil)	3A697

COPYRIGHT © 1975 — FORD MOTOR COMPANY — DEARBORN, MICHIGAN

HALPERT_AUCTIONS

INDEX

PART NAME	GROUP NUMBER
R- cont'd.	
Resistor (A/C blower motor)	19A706
Resistor (alternator voltage ballast)	10632
Resistor (heater switch to blower motor)	18591
Resistor (radio receiver suppression choke)	18A952
Resistor (voltage regulator absorbing)	10594
Resistor (voltage regulator unit field)	10570
Resistor assy. (ignition coil)	12250
Resistor assy. (voltage regulator ballast)	10632
Resistor assy. (windshield wiper governor)	17C508
Resistor & bracket assy. (ignition ballast)	12A046
Resonator	5212
Resonator (inlet pipe front)	5A217
Resonator (muffler outlet pipe)	5A289
Restrictor (carb. jet)	9A521
Retainer (accelerator shaft boot)	9D747
Retainer (A/C blower motor)	19209
Retainer (A/C evaporator register)	19B635
Retainer (A/C evaporator side register)	19A683
Retainer (A/C register mounting)	19A950
Retainer (A/C tubes to dash panel)	19B589
Retainer (alternator front bearing)	10A355
Retainer (backup lamp socket)	15539
Retainer (backup lamp switch)	15A541
Retainer (brake master cylinder filler cap)	2B245
Retainer (brake master cylinder push rod)	2B224
Retainer (brake pedal shaft)	2B277
Retainer (brake skid control module)	2B375
Retainer (brake tube support)	2A407
Retainer (carb. accelerator pump check valve)	9575
Retainer (carb. accelerator pump check valve disc)	9575
Retainer (carb. accelerator pump spring)	9599
Retainer (carb. air cleaner to carb.)	9B672
Retainer (carb. air valve spring housing)	9H558
Retainer (carb. choke modulator spring)	9J548
Retainer (carb. choke rod lever & bushing spring)	9839
Retainer (carb. choke rod seal & bushing spring)	9836
Retainer (carb. choke shaft)	9B527
Retainer (carb. diaphragm rod)	9599
Retainer (carb. fast idle cam rod)	9599
Retainer (carb. fast idle rod seal)	9A576
Retainer (carb. fast idle seal)	9B501
Retainer (carb. float lever shaft)	9599
Retainer (carb. float lever to fuel inlet needle)	9B530
Retainer (carb. idle jet)	9575
Retainer (carb. pump operating lever)	9568
Retainer (carb. pump spring)	99704
Retainer (carb. throttle shaft spring & solenoid bracket)	9599
Retainer (clutch cable to pedal)	7K582
Retainer (clutch pedal retracting spring)	7540
Retainer (clutch pedal rod seal)	7B507

PART NAME	GROUP NUMBER
R- cont'd.	
Retainer (clutch release equalizer bar)	7B545
Retainer (clutch release equalizer shaft bearing)	7A629
Retainer (crankcase emission filter)	9E628
Retainer (distributor breaker plate)	12146
Retainer (distributor cam)	12177
Retainer (distributor rotor)	12213
Retainer (eng. camshaft thrust plate bolt)	6225
Retainer (eng. camshaft sprocket)	6258
Retainer (eng. crankcase vent grommet)	6A892
Retainer (eng. crankcase vent oil separator element)	6A633
Retainer (eng. oil filter element)	6898
Retainer (eng. piston pin)	6140
Retainer (eng. rear support)	6054
Retainer (eng. valve spring)	6514
Retainer (forced vent register mounting)	19A950
Retainer (frame to body insulator)	5B078
Retainer (front axle radius arm bushing)	3B186
Retainer (front disc brake caliper piston dust seal)	2A492
Retainer (front fender side lamp)	15A210
Retainer (front fender splash shield to bumper)	16D547
Retainer (front reflector mounting)	13A080, 13A134
Retainer (front shock absorber bumper)	18A086
Retainer (front spring mounting)	5B300
Retainer (front suspension lower arm ball joint seal)	3A027
Retainer (front turn indicator lamp)	13B313
Retainer (front wheel bearing lock)	1198
Retainer (front wheel hub grease)	1190
Retainer (fuel expansion vent tube to front)	9F309
Retainer (fuel pump oil seal)	9A392
Retainer (fuel pump vent filter)	9A412
Retainer (fuel tank filler pipe)	9008
Retainer (generator bearing gasket)	10213
Retainer (generator drive end packing)	10200
Retainer (headlamp cover guide rod)	13B109
Retainer (headlamp cover hinge spring)	13A166
Retainer (headlamp switch)	11A669
Retainer (heater control cable clip)	18C283
Retainer (heater core)	18C583, 18A573, 18B689
Retainer (heater rear air register)	18A395
Retainer (hood aux. latch)	16C712
Retainer (hood bumper)	16B830, 16B844
Retainer (hood front moulding)	16A746
Retainer (hood hinge housing)	16C766
Retainer (hood insulator)	16776
Retainer (hood release cable)	16930
Retainer (hood side moulding)	16B840

HALPERT_AUCTIONS

INDEX

PART NAME	GROUP NUMBER
R - cont'd.	
Retainer (hood weatherstrip front)	16K774
Retainer (horn ring medallion)	13A810
Retainer (instrument cluster gauge)	9B314
Retainer (instrument cluster indicator panel warning lamp)	10918
Retainer (instrument cluster jewel)	10D838
Retainer (instrument cluster pod)	10836
Retainer (interior lamp wiring)	13B732
Retainer (jack)	17A012
Retainer (jack handle)	17A038
Retainer (jack handle & wheel nut wrench)	17A091
Retainer (lockout hub clutch)	1A051
Retainer (lockout hub pressure spring)	1A055
Retainer (moveable steering column locking lever spring)	3C733
Retainer (O. D. kickdown switch actuator)	7A773
Retainer (outside mirror cable)	17B721
Retainer (outside moulding)	16A076, 16234, 16249, 16B840
Retainer (overdrive free wheel unit front)	7674
Retainer (parking brake cable rear)	2A709
Retainer (parking brake equalizer lever return spring)	2A616
Retainer (parking brake lever boot)	2A714
Retainer (parking brake lever pin)	2106
Retainer (parking brake ratchet bar locking spring)	2786
Retainer (parking brake spring)	2A787
Retainer (parking lamp)	13220-1
Retainer (power brake booster piston)	2429
Retainer (power brake booster plunger return spring)	2B157
Retainer (P/S cylinder stud seal)	3D507
Retainer (P/S hose insulator)	3A610
Retainer (P/S pump relief valve)	3-3627
Retainer (power window switch)	14489
Retainer (quarter rear reflector)	13A569
Retainer (radiator grille bar)	8B428
Retainer (radiator grille moulding)	8B251
Retainer (radiator grille name plate)	8C022
Retainer (radiator grille opening panel moulding)	8244
Retainer (radiator grille ornament)	8194
Retainer (radio antenna)	19126
Retainer (rear axle driving pinion pilot bearing)	4627
Retainer (rear axle rear wheel bearing outer)	4020
Retainer (rear axle side gear spring)	4A022
Retainer (rear lamp bezel)	13A634
Retainer (rear lamp bezel lower)	13A645
Retainer (rear lamp wiring)	13A506
Retainer (rear reflector)	13A569
Retainer (rear spring center mounting insulator)	5736
Retainer (rear spring lower)	5A569

PART NAME	GROUP NUMBER
R - cont'd.	
Retainer (rear view outside mirror)	17C700
Retainer (rear wheel bearing inner)	1180
Retainer (rear wheel bearing outer)	4020
Retainer (roof console panel warning lamp indicator)	10C860
Retainer (side marker lamp)	15A210
Retainer (spare wheel carrier)	1A406
Retainer (spare wheel carrier check cable)	1A408
Retainer (speed control switch)	9C892
Retainer (speed control switch wiring)	9D753
Retainer (speed control wiring access cover)	9D794
Retainer (speedo. case grommet)	17305
Retainer (speedo. driven gear)	17292
Retainer (speedo. sleeve)	17B302
Retainer (spotlamp control escutcheon)	15A317
Retainer (starter motor drive ring)	11223
Retainer (steering column clamp)	3D672
Retainer (steering column collar)	3E739
Retainer (steering column key cylinder lock)	3C610
Retainer (steering column lower bearing seal)	3510
Retainer (steering column opening cover)	3D638
Retainer (steering column position spring)	3E519
Retainer (steering column release cable)	3E636
Retainer (steering column release lever)	3E543
Retainer (steering column shroud)	3D695
Retainer (steering column tube)	3499
Retainer (steering column tube lower flange insulator)	3D767
Retainer (steering column upper bearing)	3B610, 3C610, 3839
Retainer (steering wheel horn ring)	3629
Retainer (tail lamp monitor housing)	10C954
Retainer (thermostatic choke plate link)	9565
Retainer (tonneau cover)	18A400
Retainer (transfer case bearing)	7050, 7085
Retainer (trans. clutch piston spring)	7A527
Retainer (trans. column shift selector lever plunger)	7A347
Retainer (trans. column shift selector lever socket)	7E083
Retainer (trans. console shift lever guide plate)	7C448
Retainer (trans. console shift selector lever pawl)	7C443
Retainer (trans. control selector bezel)	7E150
Retainer (trans. control selector dial)	7D462
Retainer (trans. gearshift lever)	7348
Retainer (trans. gearshift lever boot)	7262
Retainer (trans. governor primary spring)	7A190
Retainer (trans. governor secondary valve spring)	7D218
Retainer (trans. input shaft bearing)	7050
Retainer (trans. kickdown lever spring)	7C176

COPYRIGHT © 1975 — FORD MOTOR COMPANY — DEARBORN, MICHIGAN

HALPERT_AUCTIONS

INDEX

PART NAME	GROUP NUMBER
R - cont'd.	
Retainer (trans. main drive gear bearing)	7050
Retainer (trans. oil pressure regulator main control valve)	7A478
Retainer (trans. "O" ring)	7051
Retainer (trans. output shaft bearing)	7085
Retainer (trans. overdrive free wheel unit rear)	7676
Retainer (trans. overrunning clutch spring)	7D191
Retainer (trans. parking pawl toggle lever pin)	7-7326
Retainer (trans. parking pawl toggle return spring)	7-7323
Retainer (trans. rear band servo spring)	7E264
Retainer (trans. reverse clutch piston ball check)	7E080
Retainer (trans. reverse clutch spring)	7D406
Retainer (trans. selector indicator cable)	7E299, 7E300
Retainer (trans. socket extension)	7E083
Retainer (trans. third-second coasting orifice control valve spring)	7194
Retainer (trans. throttle pressure booster stop plate & screw)	7E396
Retainer (turn indicator switch wire)	13327
Retainer (vacuum outlet hose)	9D443
Retainer (warning indicator panel lamp)	10918
Retainer (water pump bearing)	8K537
Retainer (wheel nut wrench)	17A038, 17A091
Retainer (windshield defroster nozzle)	18C350
Retainer (windshield wiper arm)	17A504
Retainer (windshield wiper motor bushing)	17C436
Retainer (windshield wiper motor cup)	17C535
Retainer (windshield wiper switch)	17C491
Retainer (wiring grommet)	14613
Retainer (wiring harness)	14A163
Retainer assy. (back window stop lamp)	13A619
Retainer assy. (cowl wiring grommet through dash)	14608
Retainer assy. (eng. crankshaft rear bearing oil seal)	6335
Retainer assy. (jack front)	17A116
Retainer assy. (moveable steering column opening seal)	3D635
Retainer assy. (rear axle pinion bearing)	4614
Retainer assy. (steering column lower bearing)	3D681
Retainer assy. (wiring harness)	14A282
Retainer & seal assy. (A/C evaporator to blower housing)	19C847
Retainer repair kit (brake shoe hold down)	2A094
Retainer ring kit (A/C compressor)	19D664
Rim (steering wheel horn ring)	3634
Ring (alternator rotor slip)	10328
Ring (alternator rotor stop)	10370
Ring (eng. crankshaft retaining)	6307
Ring (eng. crankshaft thrust)	6334
Ring (eng. oil pump intermediate shaft retainer)	6629

PART NAME	GROUP NUMBER
R - cont'd.	
Ring (eng. piston)	6150
Ring (expansion tank to outer floor pan)	9F298
Ring (fuel tank sender retainer locking)	9277, 9A307
Ring (generator front end plate bearing stop)	10163
Ring (headlamp bulb retaining)	13015
Ring (horn blowing cam)	13A811
Ring (power brake booster bellows wear)	2B074
Ring (power brake booster plunger cushion)	2A371
Ring (power brake booster tube to rear body)	2428
Ring (P/S gear cylinder cap retaining)	3A746
Ring (P/S gear valve spool retaining)	3757
Ring (rear axle differential lock)	4588
Ring (separator assy. fuel vapor)	9A307
Ring (speed control brush outer)	9D783
Ring (starter motor drive stop)	11222
Ring (steering shaft lower bearing retainer)	3F543
Ring (steering wheel hub trim)	3656
Ring (trans. forward clutch piston spring pressure)	7D256
Ring (trans. front clutch piston disc spring)	7-7563
Ring (trans. gearshift lever boot)	7D152
Ring (trans. governor housing seal)	7D011
Ring (trans. synchronizer blocking)	7107
Ring (wheel trim)	1210
Ring assy. (headlamp adjusting)	13118-9
Ring & bushing assy. (lockout hub inner)	1A052
Ring & gear (trans. overdrive balk)	7662
Ring gear & pinion kit (front axle)	3222, 4209
Ring gear & pinion kit (rear axle differential)	4209
Ring set (eng. piston complete)	6149
Ring set (eng. piston partial)	6148
Rivet (distributor terminal housing hold down clamp)	12145
Rivet (starter motor pin lever)	11139
Road lamp (sport lamp)	13200
Rocker panel stripe kit	16A224
Rod (accelerator shaft to bellcrank)	9A702
Rod (accelerator to pedal)	9727
Rod (brake master cylinder push)	2143
Rod (carb. accelerator pump link to overtravel lever)	9B542
Rod (carb. choke control)	9A599
Rod (carb. choke diaphragm control)	9S567
Rod (carb. dashpot link to overtravel lever)	9A527
Rod (carb. fast idle)	9598
Rod (carb. fast idle cam)	9D530
Rod (carb. float bowl vent)	9A515
Rod (carb. metering)	9A526
Rod (carb. power valve)	9D597

HALPERT_AUCTIONS

INDEX

PART NAME	GROUP NUMBER
R - cont'd.	
Rod (carb. secondary throttle control)	9C504
Rod (carb. throttle front)	9B841
Rod (carb. throttle rear)	9B842
Rod (clutch pedal to equalizer bar)	7521
Rod (eng. valve push)	6565
Rod (equalizer bar to clutch release lever)	7521
Rod (frame stabilizer)	5C024
Rod hinge (air scoop valve)	16C722
Rod (hood latch control)	16752
Rod (hood latch release)	16B632
Rod (hood support)	16826
Rod (ignition switch actuating)	11A599
Rod (parking brake equalizer)	2628
Rod (parking brake release handle)	2A760
Rod (power brake booster push)	2377
Rod (speed control bellcrank accelerator)	9D774
Rod (speed control pivot arm to carb.)	9C740
Rod (steering column position spring)	3E517
Rod (steering column release)	3E514-5
Rod (transfer case bellcrank connecting)	7433
Rod (transfer case control)	7A315
Rod (transfer case shift)	7E072
Rod (trans. column shift selector bellcrank lever to traps)	7A024
Rod (trans. floor shift selector lock control)	7E330
Rod (trans. gear selector valve)	7C389
Rod (trans. gearshift)	7326, 7328
Rod (trans. gearshift housing selector)	7E148
Rod (trans. gearshift lever retainer)	7E257
Rod (trans. intermediate band servo piston)	7D023
Rod (trans. kickdown control shaft)	7A187
Rod (trans. manual control detent lever)	7-7322
Rod (trans. manual control selector connecting)	7326
Rod (trans. manual control valve)	7326, 7C389
Rod (trans. parking lever actuating)	7A232
Rod (trans. parking pawl actuating)	7D411
Rod (trans. parking pawl toggle)	7A232
Rod (trans. parking pawl toggle lever)	7-7322
Rod (trans. reverse band servo)	7D190
Rod (trans. reverse gearshift)	7B112
Rod (trans. throttle control valve)	7A380
Rod assy. (accelerator bellcrank to carb.)	9772
Rod assy. (accelerator pedal shaft to bellcrank)	9A701
Rod assy. (accelerator to trans. control shaft)	9784
Rod assy. (A/C register lock activator)	19C719
Rod assy. (eng. connecting)	6200
Rod assy. (front wheel spindle connecting)	3A130-1, 3280-1
Rod assy. (steering arm to idler arm)	3304

PART NAME	GROUP NUMBER
R - cont'd.	
Roller (A/C damper door actuating)	19C769
Roller (transfer case)	7065
Roller (trans. converter stator clutch)	7190, 7A813
Roller (trans. countershaft gear pilot bearing)	7121
Roller (trans. input shaft pilot bearing)	7118, 7120
Roller (trans. overdrive free wheel unit)	7679
Roller (trans. overrunning clutch)	7190
Roller (trans. planetary clutch)	7C366
Roller (trans. rear clutch sun gear)	7-7507
Roller (trans. rear clutch sun gear front bearing)	7C458
Roller assy. (trans. console shift selector lever lock)	7D328
Rotor (brake skid control)	2B384
Rotor assy. (alternator)	10335
Rotor assy. (distributor)	12200
Rotor assy. (P/S pump)	3D607
Rotor & shaft assy. (eng. oil pump drive)	6608
Rubbing compounds	Δ
Rubber lubricants	Δ
Running lamp (sport lamp)	13200
Rust penetrant and inhibitor	Δ
S	
Scoop (hood air)	16C630
Scoop (rear axle differential carrier oil)	4A050
Scoop & seal assy. (carb. air cleaner)	9D646
Screen (A/C compressor oil suction)	19D651
Screen (A/C evaporator core water impingement)	19B562
Screen (carb. fuel filter)	9F525, 9938
Screen (carb. main well tube)	9S546
Screen (fuel pump)	9368
Screen (heater plenum chamber air)	18C351
Screen (radio speaker)	18836
Screen (rear seat speaker)	18821
Screen (trans. main control pump inlet)	7E387
Screen (trans. oil pan)	7A098
Screen assy. (eng. oil pump)	6623
Screen assy. (trans. governor)	7E242
Screen tube & cover assy. (eng. oil pump)	6622
Screw (A/C compressor charging)	19D658
Screw (brake cylinder bleeder)	2208
Screw (brake shoe adjusting)	2041
Screw (carb. accelerator pump arm retainer)	9C631
Screw (carb. air cleaner retainer to carb.)	9C631
Screw (carb. air horn)	9C631
Screen (carb. air vent)	9G574
Screw (carb. choke housing cover)	9B874

Δ Refer to page 1 of Paint Section

COPYRIGHT © 1975 — FORD MOTOR COMPANY — DEARBORN, MICHIGAN

FINAL ISSUE

HALPERT_AUCTIONS

INDEX

PART NAME	GROUP NUMBER
S- cont'd.	
Screw (carb. choke plate)	9586
Screw (carb. dashpot bracket)	9C631
Screw (carb. fast idle adjusting)	9B538
Screw (carb. float shaft)	12230
Screw (carb. idle adjusting)	9C631
Screw (carb. pump discharge nozzle)	9577
Screw (carb. retaining ring)	9B874
Screw (carb. secondary idle & diaphragm adjusting)	9B538
Screw (carb. solenoid bracket)	9C631
Screw (carb. throttle body)	9F529
Screw (carb. throttle plate)	9586
Screw (carb. water cover retaining)	9B874
Screw (distributor point)	12230
Screw (front axle cover to housing)	4346
Screw (fuel pump filter bowl)	9K353
Screw (generator pole piece)	10044
Screw (generator terminal)	10211
Screw (headlamp adjusting)	13032
Screw (spotlamp mounting)	15A315
Screw (starter motor pole piece)	10044, 11415
Screw (starter motor spring to shaft & pinion)	11382
Screw (steering gear sector shaft)	3577
Screw (transfer case shift fork set)	7B360
Screw (trans. band adjusting intermediate & reverse)	7C492
Screw (trans. front band adjusting)	7A178
Screw (trans. rear band adjusting)	7A178
Screw (trans. reverse band adjusting)	7A178
Screw (valve rocker arm adjusting)	6549
Screw (windshield wiper motor shaft stop)	17A549
Screw & washer assy. (carb. air horn)	9F529
Screw & washer assy. (carb. choke bracket)	9F529
Screw & washer assy. (carb. choke housing)	9B874
Screw & washer assy. (carb. fast idle lever)	9D558
Screw & washer assy. (carb. pump cover)	9S510
Seal (accelerator pedal rod)	9793
Seal (A/C compressor high pressure valve)	19A630
Seal (A/C evaporator case to dash panel)	19C593
Seal (A/C evaporator core side)	19A672
Seal (A/C evaporator core tube to case)	19B552
Seal (A/C evaporator drain hose to floor)	19A989
Seal (A/C register to instrument panel)	19A775
Seal (A/C tubes to dash panel)	19B588
Seal (air inlet door outer)	19A812
Seal (alternator rear housing bearing)	11K013
Seal (backup lamp socket retainer)	15A534
Seal (backup lamp to body)	15533
Seal (body side lamp)	15A447
Seal (brake & clutch pedal)	2476

PART NAME	GROUP NUMBER
S- cont'd.	
Seal (carb. accelerator pump rod)	9535
Seal (carb. air cleaner to hood)	9B624
Seal (carb. air horn)	9C527
Seal (carb. air valve dampener rod)	9H593
Seal (carb. fast idle rod)	9B501
Seal (carb. idle adjusting needle)	9634
Seal (clutch equalizer bar)	7K530
Seal (clutch pedal rod)	7A533
Seal (driveshaft centering ball)	4790
Seal (driveshaft universal joint knuckle dust cap)	4820
Seal (eng. crankcase separator spigot)	6K777
Seal (eng. crankshaft rear main bearing cap)	6336
Seal (eng. cylinder front cover oil)	6700
Seal (eng. flywheel housing cover plate)	6411
Seal (eng. oil pan)	6722-3
Seal (eng. rear cover plate)	6411, 6424
Seal (eng. valve rocker arm cover baffle)	6A545
Seal (eng. valve stem)	6571
Seal (exhaust air supply pump rear rotor)	9C478
Seal (fender)	8B391
Seal (front axle shaft oil)	3254
Seal (front axle spindle arm open yoke)	3132
Seal (front axle spindle bolt dust)	3125
Seal (front disc brake caliper)	2A418
Seal (front disc brake piston)	2B115
Seal (front fender)	16A572
Seal (front fender apron to frame)	16240, 16D076-7
Seal (front fender front extension)	16D130
Seal (front fender splash shield rear)	16D562-3, 16A582-3
Seal (front fender to front body pillar)	16246
Seal (front suspension ball stud dust)	3332
Seal (fuel pump oil)	9A393, 9469
Seal (fuel tank filler pipe lower)	9072
Seal (fuel tank filler pipe upper)	9076
Seal (headlamp)	8B391
Seal (headlamp deflector door)	13054, 13A130
Seal (headlamp switch)	11A670
Seal (headlight deflector)	13A130
Seal (heater core to housing front)	18B551
Seal (heater defroster nozzle)	18C367
Seal (heater water control valve)	19460
Seal (hood air scoop)	16C666
Seal (instrument cluster dust)	10A939
Seal (intake manifold to cylinder block)	9A424-5
Seal (knuckle pin oil)	3171

HALPERT_AUCTIONS

INDEX

PART NAME	GROUP NUMBER
S - cont'd.	
Seal (power brake booster check valve)	2B073
Seal (power brake booster hub & diaphragm plate)	2303
Seal (power brake booster lever bushing outer)	2B347
Seal (P/S control valve spool adjuster)	3B699
Seal (P/S control valve spool centering spring cap)	3C706
Seal (P/S cylinder stud)	3C636
Seal (P/S gear adjuster plug)	3D733
Seal (P/S gear input shaft)	3D526
Seal (P/S gear input shaft dust)	3D527
Seal (P/S gear piston)	3805
Seal (P/S pump reservoir)	3D684
Seal (P/S pump rotor shaft oil)	3B592
Seal (radiator air deflector)	8B170, 8348-9
Seal (radiator air deflector side)	8B018
Seal (radiator support to hood)	16A238
Seal (rear axle drive pinion bearing retainer)	4669
Seal (rear axle driving pinion oil)	4676
Seal (rear axle shaft retainer washer)	4A332
Seal (rear bumper)	17A953
Seal (rear lamp body)	13520
Seal (rear lamp center)	13A495
Seal (rear wheel bearing oil inner)	1177
Seal (reverse clutch piston inner)	7D404
Seal (speedo. drive gear)	17298
Seal (steering ball stud dust)	3332
Seal (steering column opening weather)	3513
Seal (steering column shaft)	3B631
Seal (steering gear sector shaft housing oil)	3591
Seal (steering gear shaft oil)	3738
Seal (tailgate window regulator switch)	14A353
Seal (transfer case control)	7E182
Seal (transfer case front & rear shift rod oil)	7288
Seal (transfer case oil)	7B215
Seal (trans. case vent cap)	7E427
Seal (trans. clutch piston inner)	7A294
Seal (trans. clutch piston oil inner)	7C099
Seal (trans. clutch piston outer oil)	7A548
Seal (trans. control selector dial)	7D351
Seal (trans. control selector housing)	7C370
Seal (trans. control selector tube)	7C102
Seal (trans. downshift control lever oil)	7-7265-8
Seal (trans. extension oil)	7052
Seal (trans. forward clutch cylinder)	7D019
Seal (trans. front band servo piston oil)	7C050, 7C098, 7A294
Seal (trans. front band servo release piston oil)	7A293
Seal (trans. front clutch cylinder oil)	7C328
Seal (trans. front clutch piston oil)	7A548
Seal (trans. front clutch sun gear oil)	7-7542
Seal (trans. front clutch sun gear rear oil)	7-7543
Seal (trans. front & rear clutch piston inner oil)	7C099
Seal (trans. front pump oil)	7A248
Seal (trans. gearshift rail)	7288
Seal (trans. input & output shaft oil)	7A011
Seal (trans. input shaft oil)	7A283
Seal (trans. intermediate band servo piston)	7D024-5
Seal (trans. intermediate brake drum)	7D025
Seal (trans. manual control lever oil)	7B498
Seal (trans. oil distributor sleeve)	7D019
Seal (trans. output shaft oil)	7A011
Seal (trans. overdrive governor to housing)	6927
Seal (trans. overdrive manual control lever shaft oil)	7288
Seal (trans. overdrive solenoid oil)	7693
Seal (trans. primary sun gear oil)	7C169
Seal (trans. rear band servo piston)	7D040, 7A294, 7423
Seal (trans. rear band servo piston cover)	7D040
Seal (trans. rear band servo piston oil)	7A294
Seal (trans. rear clutch cylinder oil)	7C099
Seal (trans. rear clutch piston)	7E212
Seal (trans. rear clutch piston inner)	7C099, 7E212
Seal (trans. rear clutch piston outer oil)	7C051
Seal (trans. rear oil pump outlet)	7-7860
Seal (trans. rear oil pump outlet tube oil)	7-7868
Seal (trans. rear pump inlet tube oil)	7C329
Seal (trans. rear servo piston oil)	7423
Seal (trans. reverse clutch cylinder)	7D020
Seal (trans. reverse clutch piston inner)	7A294, 7D404
Seal (trans. reverse clutch piston outer)	7D403, 7A548
Seal (trans. selector tube)	7C102
Seal (trans. sensor switch)	7-7868
Seal (trans. servo piston cover)	7D024
Seal (trans. shifter fork cam & shaft oil)	7288
Seal (trans. throttle control lever oil)	7-7265
Seal (water pump)	8564
Seal (wheel bearing)	1175
Seal (windshield washer nozzle)	17634
Seal (windshield washer pump)	17B610
Seal (windshield wiper pivot shaft to cowl top)	17A475
Seal (wire terminal weather)	12113
Seal assy. (A/C compressor crankshaft)	19655
Seal assy. (A/C evaporator case)	19D637
Seal assy. (front axle drive pinion oil)	4676
Seal assy. (front suspension arm ball joint dust)	3A105
Seal assy. (rear axle drive pinion oil)	4676

COPYRIGHT © 1975 — FORD MOTOR COMPANY — DEARBORN, MICHIGAN

INDEX

PART NAME	GROUP NUMBER
S - cont'd.	
Seal & gasket kit (P/S gear)	3C538
Seal & gasket kit (P/S pump)	3B584
Seal & gasket kit (P/S pump to reservoir)	3D684
Seal & gasket kit (transmission)	7153
Seal & lock ring kit (free running hub)	1097
Seal kit (A/C compressor shaft)	19D665
Seal kit (eng. crankshaft rear main bearing)	6A321
Seal kit (P/S cylinder)	3A764
Seal kit (P/S gear backup valve)	3D731
Seal kit (P/S gear guide)	3D727
Seal kit (P/S gear "O" ring)	3D734
Seal kit (P/S gear sector shaft)	3D732
Seal repair kit (rear axle)	4A031
Sealers	Δ
Seat (eng. valve rocker arm fulcrum)	6A528
Seat (eng. valve spring)	6A536
Seat (front spring lower)	5A307
Seat (P/S pump oil reservoir filter retaining spring)	3B754
Seat (rear axle differential pinion shaft)	4420
Seat (tot guard child safety)	19E535
Seat (trans. main control rear pump check valve)	7A129
Seat (trans. oil pressure regulator valve spring)	7C062
Seat (trans. rear clutch piston spring)	7-7516
Seat assy. (front spring)	5A306
Seat assy. (water pump impeller)	8517
Seat & bushing assy. (front suspension upper arm spring)	3388
Sender (water temperature indicator eng. unit)	10884
Sender assy. (fuel tank)	9275
Sensor assy. (A/C temperature control	19C734
Sensor assy. (brake skid control)	2B372
Sensor assy. (carb. air cleaner air temp. control)	9E607
Sensor assy. (speed)	9E731
Sensor assy. (speed control)	9D842
Sensor & bracket (automatic headlamp dimmer)	13A019
Separator (ignition wire)	12297
Separator assy. (eng. crankcase vent oil)	6A785
Separator assy. (fuel vapor)	9B328
Separator kit (fuel pump electric)	9C341
Servo assy. (speed control)	9C735
Servo & bracket assy. (speed control)	9C734
Servo repair kit (trans. front)	7A135
Shackle assy. (rear spring rear)	5776
Shackle kit (rear spring)	5630
Shaft (A/C air damper door)	18C466
Shaft (A/C air outlet door)	18A497, 19C717
Shaft (A/C compressor belt idler pulley)	2876
Shaft (alternator rotor)	10330
Shaft (brake pedal)	2478
Shaft (carb. air valve)	9581
Shaft (carb. choke housing)	9A751
Shaft (carb. choke plate)	9547
Shaft (carb. float lever)	9558
Shaft (clutch & brake pedal pivot)	7506
Shaft (distributor)	12175
Shaft (eng. valve rocker arm)	6563
Shaft (front axle differential pinion)	4211
Shaft (front differential pinion)	4211
Shaft (front suspension lower arm)	3057
Shaft (front suspension upper arm)	3056
Shaft (headlamp switch knob)	11663
Shaft (heater air damper door)	18C466
Shaft (idler pulley)	8A648
Shaft (P/S pump rotor)	3B559
Shaft (rear axle differential pinion)	4211
Shaft (speed control bellcrank bracket)	9D773
Shaft (steering gear sector)	3575
Shaft (transfer case gear shift fork)	7240
Shaft (transfer case intermediate gear)	7111
Shaft (trans. & transfer case output)	7061
Shaft (trans. console shift selector lever support)	7241
Shaft (trans. front band servo actuating lever)	7A165
Shaft (trans. gearshift)	7240, 7358, 7K423
Shaft (trans. gear shifter fork)	7240-1
Shaft (trans. input)	7015-7
Shaft (trans. intermediate band actuating lever)	7D433
Shaft (trans. parking pawl)	7D071
Shaft (trans. parking plate)	7D418
Shaft (trans. rear band servo actuating lever)	7A171
Shaft (trans. reverse idler gear)	7140
Shaft assy. (accelerator control)	9C715
Shaft assy. (A/C damper door)	19C774
Shaft assy. (drive)	4602
Shaft assy. (eng. fuel pump, oil pump & distributor drive)	6A739
Shaft assy. (eng. oil pump intermediate)	6A618
Shaft assy. (front axle)	3219-20
Shaft assy. (headlamp cover)	13B013
Shaft assy. (heater air vent door)	18C638
Shaft assy. (odometer reset)	17A381
Shaft assy. (rear axle)	4234-5, 4725
Shaft assy. (steering column)	3524
Shaft assy. (steering gear input)	3524
Shaft assy. (trans. & transfer case input)	7015,
Shaft assy. (trans. gearshift)	7378
Shaft assy. (trans. kickdown control rod)	7A185
Shaft assy. (trans. output)	7060-1 7017

Δ Refer to page 1 of Paint Section

HALPERT_AUCTIONS

INDEX

PART NAME	GROUP NUMBER
S - cont'd.	
Shaft & bearing assy. (rear axle)	4234-5&8
Shaft & bearing assy. (water pump)	8530
Shaft & cam assy. (distributor)	12175
Shaft & control assy. (P/S gear input)	3D517
Shaft & counterweight assy. (exhaust thermostat control valve)	9A430
Shaft & gear (trans. overdrive main)	7749
Shaft & joint assy. (steering column)	3B676
Shaft & lever assy. (carb. choke)	9546
Shaft & lever assy. (carb. choke housing)	9A753
Shaft & lever assy. (overdrive manual control)	7A658, 7-7685
Shaft & lever assy. (speed control)	9B711
Shaft & lever assy. (trans. overdrive manual control)	7A658, 7-7685
Shaft kit (carb. choke)	9546
Shaft kit (front suspension upper arm)	3047
Shaft kit (trans. shift rail)	7240-1
Shaft, valve & weight assy. (carb. aux. throttle)	9A534
Sheath (control cable rear view outside mirror)	17B742
Shell (trans. input)	7D064
Shell (wire connector)	14A309
Shield (A/C evaporator expansion valve)	19D595
Shield (A/C heat)	19C958
Shield (A/C valve & heater motor)	19C842
Shield (alternator bracket)	10K347
Shield (alternator splash)	10317
Shield (anti-backfire valve)	9F277
Shield (battery)	10757
Shield (battery heat)	10A682
Shield (body side lamp)	15B419
Shield (brake & fuel lines)	9C291
Shield (brake skid control speed sensor wire)	2B429
Shield (carb. choke thermostat)	9861
Shield (carb. thermostatic choke heat tube inlet)	9A745
Shield (clutch release lever dust)	7513
Shield (courtesy lamp)	13B762
Shield (eng. compt. wiring harness)	14A088
Shield (eng. front support insulator)	6035
Shield (eng. motor mount heat)	6C038
Shield (eng. splash)	6775
Shield (front disc brake)	2B116
Shield (front disc brake caliper)	2B127
Shield (front disc brake rotor)	2K004-5
Shield (front fender splash)	16102-3
Shield (front fender splash upper rear)	16D566-7
Shield (front fender to bumper splash)	16B554-5
Shield (front suspension spindle ball stud)	3B311
Shield (frost)	18460
Shield (fuel tank heat)	9A032
Shield (fuel tank vent tubes)	9A242
Shield (fuel tank vent valve)	9B022
Shield (fuel vapor storage canister)	9D694
Shield (generator splash)	10170
Shield (headlamp splash)	13B159
Shield (heat)	9A462
Shield (idler pulley bearing dust)	8678
Shield (ignition switch terminal)	11A592
Shield (instrument panel light)	13771
Shield (luggage compt. lamp)	13A758
Shield (muffler splash)	5B241
Shield (P/S splash lower)	3E634
Shield (P/S splash upper)	3E595
Shield (radiator grille sight)	8C055
Shield (radiator lower splash)	8208
Shield (radio frequency suppression)	19A145
Shield (radio speaker)	18814
Shield (rear bumper opening)	17C857
Shield (rear lamp)	13A415
Shield (rear license plate lamp)	13508
Shield (starter motor relay)	11006
Shield (trans. column shift control selector indicator lamp)	7E285
Shield (trans. console shift selector housing)	7E271
Shield (trans. shift selector indicator)	7E130
Shield (voltage regulator)	10A506
Shield (window regulator control)	14531
Shield (wiring)	14A099, 14A177
Shield assy. (headlamp opening)	13B041
Shield assy. (instrument panel lights)	13B757
Shifter rails & pins kit (trans.)	7240
Shim (eng. rocker arm stud or bolt)	6A525
Shim (front axle differential bearing)	4067
Shim (front axle drive pinion adjusting)	4672
Shim (front axle pinion bearing adjusting)	4109
Shim (front axle spindle bolt)	3117
Shim (front bumper)	17A799
Shim (front fender to dash)	16D162
Shim (front spring)	5355
Shim (front suspension lower arm mounting)	3054
Shim (front suspension upper arm mounting)	3043
Shim (P/S gear valve centering)	3D688
Shim (radiator bottom support)	8126, 8A440
Shim (rear axle shaft)	4374
Shim (rear bumper)	17B925
Shim (transfer case)	7029

COPYRIGHT © 1975 — FORD MOTOR COMPANY — DEARBORN, MICHIGAN

HALPERT_AUCTIONS

INDEX

PART NAME	GROUP NUMBER
S - cont'd.	
Shim & gasket kit (steering gear sector shaft cover)	3F518
Shim kit (rear axle differential clutch)	4A324
Shim kit (steering gear mounting)	3F546
Shim kit (steering gear sector shaft adjusting)	3A657
Shock absorber kit (front)	18045, 18124
Shock absorber kit (rear)	18080, 18125
Shock absorber kit (steering)	3E650
Shoe & lining kit (brake)	2001
Shoe & lining kit (rear brake)	2200
Shroud (fan)	8146
Shroud (steering column)	3530
Shroud assy. (trans. selector indicator lamp)	15A811
Shroud & tube assy. (carb. air cleaner air duct)	9A603
Shutter (heater core)	18C418
Sight glass (A/C evaporator liquid indicator)	19B673
Silencer (clutch pedal lever assist spring)	7A575
Silencer assy. (exhaust air supply relief valve)	9B472
Sleeve (A/C refrigerant tube protective)	19D631
Sleeve (automatic air leveler valve)	5A739
Sleeve (bumper arm bolt)	17841
Sleeve (clutch release idler lever swivel)	7B515
Sleeve (distributor shaft plate)	12A075
Sleeve (eng. valve spring retainer)	6517
Sleeve (front wheel spindle connecting rod adjusting)	3310
Sleeve (fuel tank vent tube)	9A034
Sleeve (parking brake equalizer lever retracting spring)	2A754
Sleeve (radio tone control disc)	18A945
Sleeve (rear axle shaft seal)	4A300
Sleeve (rear lamp lens)	13489
Sleeve (speed control connector adjuster)	9D840
Sleeve (speedo. cable)	17B301
Sleeve (starter motor coil retaining)	11105
Sleeve (steering column tube bearing)	3518
Sleeve (trans. control selector arm)	7D383
Sleeve (trans. control selector lever impact)	7335
Sleeve (trans. control selector plunger)	7B079
Sleeve (trans. converter reactor journal)	7D345
Sleeve (trans. gearshift connecting rod adjustment)	7353
Sleeve (trans. gearshift interlock)	7233
Sleeve (trans. gearshift lever impact)	7335
Sleeve (trans. governor oil distributor)	7A168
Sleeve (trans. intermediate & high clutch hub)	7106
Sleeve (trans. main oil pressure booster)	7D002
Sleeve (trans. oil distributor)	7C232

PART NAME	GROUP NUMBER
S - cont'd.	
Sleeve (trans. output shaft)	7063
Sleeve (trans. output shaft oil)	7-7063
Sleeve (trans. selector shift rod adjustment)	7353
Sleeve (trans. shifter fork cam & shaft interlock)	7233
Sleeve (windshield wiper motor switch)	17C428
Sleeve (wire insulating)	14455
Sleeve (wiring connector)	14489
Sleeve & ring assy. (lockout hub)	1A028
Sleeve kit (front wheel spindle connecting rod adjusting)	3310
Sleeve kit (steering drag link adjusting)	3310
Slide (trans. console shift selector dial)	7C445
Slide assy. (trans. low & reverse gear shift interlock)	7C400
Slide & indicator assy. (trans. console shift selector dial)	7C444
Slinger (driveshaft stud yoke)	4791
Slinger (eng. crankshaft oil)	6310
Slinger (front axle drive pinion shaft oil)	4670
Slinger (front axle spindle yoke)	3C132
Slinger (rear axle drive pinion shaft oil)	4670
Slinger (water pump shaft)	8550
Slip yoke (driveshaft)	4841
Small parts repair kit (trans.)	7B331
Snap ring (brake master cylinder piston)	2174
Snap ring (distributor breaker plate)	12146
Snap ring (driveshaft universal joint bearing)	4891
Snap ring (power brake booster piston guide bushing)	2A368
Snap ring (steering gear sector shaft adjusting screw)	3549
Snap ring (trans. clutch pressure plate retaining)	7A577
Snap ring (trans. converter stator retaining)	7945
Snap ring (trans. front band servo piston guide to servo)	7-7366
Snap ring (trans. front clutch disc spring retaining)	7-7567
Snap ring (trans. governor)	7-7136, 7E253
Snap ring (trans. input shaft to front clutch cylinder retaining)	7-7523
Snap ring (trans. output shaft bearing to case)	7030
Snap ring (trans. rear band servo piston)	7-7417
Snap ring (trans. rear clutch piston spring retaining)	7-7517
Snap ring (trans. rear clutch pressure plate retainer)	7D483
Snap ring (trans. synchronizer blocking)	7107

HALPERT_AUCTIONS

INDEX

PART NAME	GROUP NUMBER
S - cont'd.	
Snap ring (trans. & transfer case)	7026, 7030, 7059, 7064, 7070, 7109, 7C122, 7D176, 7654, 7656, 7666-7, 7672
Snap ring (universal joint bearing)	4891
Snap ring kit (trans. input bearing)	7160
Snow plow kit	19E537
Socket (body side lamp)	15B410
Socket (brake shoe adjusting screw)	2048
Socket (clutch shaft ball)	7543
Socket (gearshift lever)	7228
Socket (P/S control valve stud)	3A754
Socket (trans. column shift selector lever)	7228
Socket assy. (backup lamp)	15508
Socket assy. (dome lamp)	13793
Socket assy. (instrument cluster)	14A522
Socket assy. (instrument panel lamp)	13711
Socket & retainer assy. (cigar lighter)	15055
Socket & wiring assy. (A/C control lamp)	18541
Socket & wiring assy. (body side lamp)	15A442
Socket & wiring assy. (console panel seat belt warning indicator lamp)	10B925
Socket & wiring assy. (front fender side lamp)	15A434
Socket & wiring assy. (heater control lamp)	18541
Socket & wiring assy. (instrument panel lamp)	13621
Socket & wiring assy. (instrument panel seat belt warning indicator lamp)	10B925
Socket & wiring assy. (interior lamp)	13A719
Socket & wiring assy. (map lamp)	13757
Socket & wiring assy. (parking brake indicator lamp)	15883
Socket & wiring assy. (parking lamp)	13234-5
Socket & wiring assy. (rear lamp)	13410
Socket & wiring assy. (temperature & oil warning lamps)	14522
Socket & wiring assy. (warning lamp indicator panel seat belt lamp)	10B925
Solenoid assy. (carb. throttle emission control)	9D856
Solenoid assy. (seat regulator control)	14A700, 14A720
Solenoid assy. (speed control)	9C728
Solenoid assy. (starter motor)	11390
Solenoid assy. (trans. overdrive gear shifter)	6916
Solenoid & manifold assy. (automatic temperature control box)	19D611
Solenoid & metering valve assy. (speed control)	9C726
Solenoid & valve assy. (headlamp cover)	13A161
Spacer (A/C compressor clutch hub)	19D648
Spacer (A/C compressor mounting bracket)	2887
Spacer (A/C instrument panel register)	19B696
Spacer (accelerator shaft bracket)	9K706
Spacer (air cleaner to carb.)	9E626
Spacer (air leveler hose)	5A680
Spacer (alternator fan or pulley)	10A344
Spacer (alternator rectifier mounting)	10A382
Spacer (alternator to mounting bracket)	8A652, 10A370
Spacer (body bolt)	5A076
Spacer (body side reflector)	13A398
Spacer (brake master cylinder push rod)	2B129
Spacer (brake pedal)	2A188
Spacer (brake pedal support mounting)	2B180, 2B450
Spacer (brake shoe retracting spring)	2A352
Spacer (bullet type terminal)	14A434
Spacer (bumper guard)	17120
Spacer (carb. diaphragm)	9B581
Spacer (carb. thermostatic choke shaft)	9714
Spacer (carb. to intake manifold)	9A589
Spacer (choke thermostat shield)	9C723
Spacer (clutch pedal rod to equalizer bar adjusting)	7B539
Spacer (eng. camshaft gear or sprocket)	6265
Spacer (eng. crankshaft damper)	6359
Spacer (eng. crankshaft main bearing cap)	6A354
Spacer (eng. crankshaft sprocket)	6A331
Spacer (eng. front mounting bracket)	6A059
Spacer (eng. support insulator)	6A027
Spacer (eng. timing belt cover)	6K291
Spacer (eng. timing pointer)	6B089
Spacer (eng. to frame mounting bolt)	6A046
Spacer (eng. valve spring)	6515
Spacer (exhaust air supply pump mounting bracket)	9B461
Spacer (exhaust control valve)	9A470
Spacer (exhaust manifold to muffler inlet pipe)	9A435
Spacer (fog lamp mounting)	15251
Spacer (front axle spindle bearing)	3299
Spacer (front bumper arm to frame)	17765
Spacer (front bumper pad bolt)	17C864
Spacer (front fender mounting)	16C220
Spacer (front fender side ornament)	16D070
Spacer (front fender to body pillar)	16A120
Spacer (front fender to cowl side)	16B154
Spacer (front hub)	1199

COPYRIGHT © 1975 — FORD MOTOR COMPANY — DEARBORN, MICHIGAN

HALPERT_AUCTIONS

INDEX

PART NAME	GROUP NUMBER
S - cont'd.	
Spacer (fuel tank strap)	9K019
Spacer (fuel tank vent pipe flange)	9A254
Spacer (horn blowing ring)	13A865
Spacer (idler pulley)	8A613
Spacer (idler pulley bracket)	8A652
Spacer (ignition switch bezel)	11A574
Spacer (instrument cluster housing)	10886
Spacer (intake manifold bolt)	9C489
Spacer (parking brake control mounting)	2849
Spacer (parking lamp)	13241
Spacer (P/S control valve spool)	3A658
Spacer (P/S cylinder mounting)	3652
Spacer (P/S gear sector shaft seal)	3D529
Spacer (P/S pump adjusting bracket)	3D600
Spacer (pulley to fan)	8546
Spacer (pump assy. exhaust air supply)	9B488
Spacer (radiator grille)	8A188
Spacer (radio control shaft)	18A830
Spacer (rear axle drive pinion bearing)	4662
Spacer (rear lamp mounting bolt)	13A547
Spacer (rear lamp reflector mounting)	13A526
Spacer (rear spring)	5997
Spacer (rear spring center bolt)	5A537
Spacer (rear spring center mounting)	5598
Spacer (rear spring front hanger)	5753
Spacer (rear stabilizer bar)	5A769
Spacer (rear view inside mirror bracket)	17B680
Spacer (rear window regulator control switch)	14A123
Spacer (speedo. dial)	17A317
Spacer (speedo. driving gear)	17288
Spacer (steering column bracket)	3578
Spacer (steering column bracket insulator)	3E742
Spacer (steering column mounting bracket lower)	3E708
Spacer (steering gear frame)	3566
Spacer (steering gear pinion bearing)	3K599
Spacer (transfer case control lever)	7A148
Spacer (trans. column shift selector connecting rod adjustment)	7323
Spacer (trans. countershaft gear)	7149
Spacer (trans. countershaft gear pilot bearing)	7115
Spacer (trans. countershaft gear roller)	7125
Spacer (trans. gearshift control arm)	7336
Spacer (trans. gearshift lever)	7E097
Spacer (trans. gearshift lever inner)	7E260
Spacer (trans. gearshift lever support)	7C383
Spacer (trans. oil pressure regulator valve)	7470
Spacer (trans. reverse band servo rod)	7D300
Spacer (trans. shift bellcrank)	7E040
Spacer (trans. throttle pressure valve secondary)	7D227
Spacer (trans. tube)	7115
Spacer (windshield wiper motor output shaft)	17A558
Spacer (windshield wiper mounting outer)	17514-5
Spacer (windshield wiper pivot shaft inner)	17B588
Spacer (wire connector)	14A468

PART NAME	GROUP NUMBER
S - cont'd.	
Spark plug assy.	12405
Speaker assy. (radio receiver)	18808
Speaker kit (radio rear seat)	18875
Speaker kit (stereo)	18808
Speed control kit	9A818
Speedometer assy.	17255, 17282
Sport lamp (grille mounted)	13200
Spotlight & bracket kit	15312-3
Spindle assy. (front wheel)	3102-6
Spring (accelerator pedal pivot)	9C804
Spring (accelerator retracting)	9737
Spring (accelerator shaft to pedal)	9760
Spring (alternator brush)	10349
Spring (back window switch control)	14A456
Spring (brake drum silencer)	1140
Spring (brake pedal retracting)	2472
Spring (brake shoe adjusting screw)	2049
Spring (brake shoe hold down)	2068
Spring (brake shoe retracting)	2035-6
Spring (carb. accelerator diaphragm return)	9636
Spring (carb. accelerator pump)	9636
Spring (carb. accelerator pump lever return)	9636
Spring (carb. accelerator pump overtravel)	9A538
Spring (carb. accelerator pump rod)	9D598
Spring (carb. adjusting needle)	9540
Spring (carb. air cleaner air duct intake valve plate)	9B684
Spring (carb. air valve)	9H556
Spring (carb. choke control)	9587
Spring (carb. choke diaphragm)	9587
Spring (carb. choke lever)	9C513
Spring (carb. choke lever plunger)	9587
Spring (carb. choke modulator)	9587
Spring (carb. choke plate)	9560
Spring (carb. dashpot diaphragm)	9636
Spring (carb. fast idle adjusting screw)	9578
Spring (carb. fast idle cam)	9G526
Spring (carb. float)	9A519
Spring (carb. float bowl vent return)	9560
Spring (carb. float dampener)	9F570
Spring (carb. float hinge)	9F570
Spring (carb. idle adjusting needle)	9578
Spring (carb. idle air by-pass screw)	9578
Spring (carb. idle speed screw)	9589
Spring (carb. idle stop)	9578
Spring (carb. metering rod tension)	9D820
Spring (carb. power valve)	9E525
Spring (carb. power valve adjusting)	9E505
Spring (carb. power valve ball check)	9578
Spring (carb. pump check valve)	9H598
Spring (carb. pump lever adjusting screw)	9571

HALPERT_AUCTIONS

INDEX

PART NAME	GROUP NUMBER
S - cont'd.	
Spring (carb. secondary float dampener)	9F571
Spring (carb. secondary throttle diaphragm return)	9B504
Spring (carb. speedup control activator)	9C531
Spring (carb. thermostatic choke)	9A590
Spring (carb. throttle control)	9A538
Spring (carb. throttle return)	9B569
Spring clip (trans. shift lever stop)	7E444
Spring (clutch equalizer bar assist)	7534
Spring (clutch pedal lever assist)	7534
Spring (clutch pedal lever retracting)	7534
Spring (clutch release lever anti-rattle)	7562
Spring (clutch release lever retracting)	7591
Spring (clutch release lever rod retracting)	7523
Spring (distributor breaker plate)	12A187
Spring (distributor weight)	12191-2
Spring (driveshaft centering socket race ball)	4A073
Spring (eng. cylinder block main oil galley relief valve plunger)	6670
Spring (eng. follower arm)	6K524
Spring (eng. oil filter by-pass)	6837
Spring (eng. oil filter element retaining)	6889
Spring (eng. oil pump relief valve)	6670
Spring (eng. rear support)	6B056
Spring (eng. tensioner)	6L273
Spring (eng. valve)	6513
Spring (eng. valve rocker arm to shaft locating)	6587
Spring (exhaust air supply pump vane shoe)	9B476
Spring (exhaust control valve stop)	9A458
Spring (exhaust control valve tension)	9A469
Spring (exhaust thermostat control valve)	9449
Spring (exhaust thermostat control valve coil)	9467
Spring (front coil)	5310
Spring (front disc brake caliper support)	2B486
Spring (fuel indicator lens retainer)	9E292
Spring (fuel pump diaphragm)	9396
Spring (fuel pump rocker arm return)	9380
Spring (fuel pump valve)	9360
Spring (generator brush)	10057
Spring (headlamp ball ring)	13031
Spring (headlamp cover)	13B047
Spring (headlamp cover hinge)	13A163
Spring (headlamp dimmer control adjusting screw)	13654
Spring (hood aux. catch)	16897
Spring (hood hinge)	16789
Spring (hood latch)	16925
Spring (hood latch trigger)	16921
Spring (hood support rod)	16832
Spring (horn blowing)	13A807
Spring (ignition switch retaining)	11581

PART NAME	GROUP NUMBER
S - cont'd.	
Spring (instrument panel parking brake warning lamp retaining)	10A848
Spring (jack hold down)	17119
Spring (lockout hub pressure)	1A054
Spring (parking brake cable positioning)	2745
Spring (parking brake lever retracting)	2L611
Spring (parking brake lever return)	2A651
Spring (parking brake link)	2A601
Spring (parking brake ratchet bar locking)	2788
Spring (parking brake release)	2634
Spring (parking brake release control)	2793
Spring (power brake booster control valve return)	2A157
Spring (power brake booster plunger return)	2B156
Spring (P/S control valve reaction limiting)	3C563
Spring (P/S gear control valve spool)	3A594
Spring (P/S pump flow control valve)	3A570
Spring (P/S pump oil filter retaining)	3B688
Spring (P/S pump pressure plate)	3D596
Spring (P/S pump slipper)	3B601
Spring (rear axle differential clutch)	4214
Spring (rear axle driveshaft centering socket race ball)	4A073
Spring (rear axle side gear)	4A024
Spring (rear coil)	5560
Spring (rear license plate support)	13455
Spring (seat regulator control knob pivot)	13703
Spring (spare wheel carrier release lever)	1A361
Spring (speed control brush holder)	9C898
Spring (starter motor brush)	11059
Spring (starter motor drive)	11375
Spring (starter motor drive roller bias)	11A000
Spring (starter motor plunger return)	11103
Spring (steering column lock)	3E696
Spring (steering column lock actuator lever)	3F532
Spring (steering column lock cylinder)	3E701
Spring (steering column lock retaining lever)	3F532
Spring (steering column locking lever)	3B664
Spring (steering column position)	3D655
Spring (steering column position lock)	3B768
Spring (steering column upper bearing)	3520
Spring (steering gear rack adjustment bearing)	3K576
Spring (transfer case control selector lever retainer)	7B071
Spring (transfer case control selector push button)	7082
Spring (transfer case shift rod poppet)	7219
Spring (trans. column shift selector stop)	7293
Spring (trans. console shift selector lever)	7E114
Spring (trans. console shift selector lever button return)	7C491
Spring (trans. console shift selector lever parking lock)	7C490

COPYRIGHT © 1975 — FORD MOTOR COMPANY — DEARBORN, MICHIGAN

HALPERT_AUCTIONS

INDEX

PART NAME	GROUP NUMBER
S - cont'd.	
Spring (trans. console shift selector slide)	7E114
Spring (trans. control selector pivot)	7E196
Spring (trans. control selector tube & arm torsion)	7379
Spring (trans. converter stator clutch)	7A814
Spring (trans. direct drive clutch piston)	7B488
Spring (trans. forward clutch piston disc)	7B070
Spring (trans. front band servo piston retracting)	7A003
Spring (trans. front clutch piston disc)	7B070
Spring (trans. gearshift)	7C101, 7C228
Spring (trans. gearshift control anti-rattle)	7C307
Spring (trans. gearshift detent)	7C349
Spring (trans. gearshift lever)	7208, 7E273
Spring (trans. gearshift lever inner)	7E259
Spring (trans. gearshift lever support shaft)	7227
Spring (trans. gearshift tube retracting)	7227
Spring (trans. gear shifter fork interlock)	7234
Spring (trans. intermediate band servo piston)	7D028
Spring (trans. kickdown control lever retracting)	7B146
Spring (trans. main control rear pump check valve)	7A128
Spring (trans. manual control valve detent lever)	7A261, 7-7276
Spring (trans. manual valve detent)	7E332
Spring (trans. meshlock)	7234
Spring (trans. oil pressure regulator)	7-7465
Spring (trans. oil pressure regulator front check valve)	7A205
Spring (trans. oil pressure regulator valve)	7D160
Spring (trans. overdrive shift fork & rail retractor)	7685
Spring (trans. overrunning clutch)	7D170
Spring (trans. parking pawl return)	7D070
Spring (trans. parking pawl toggle return)	7E416
Spring (trans. parking plate torsion)	7D417
Spring (trans. rear band servo accumulator)	7-7369
Spring (trans. rear band servo piston)	7-7415, 7D474
Spring (trans. rear clutch piston)	7A480
Spring (trans. rear clutch pressure)	7E085
Spring (trans. reverse band servo)	7D031
Spring (trans. reverse clutch piston return)	7D405
Spring (trans. selector lever plunger)	7B071
Spring (trans. selector lever reverse lockout return)	7C300
Spring (trans. shifter fork cam & shaft lock plunger)	7234
Spring (trans. synchronizer)	7D176
Spring (trans. synchronizer blocking)	7109
Spring (trans. synchronizer retracting)	7D049
Spring (trans. throttle modulator valve)	7A286
Spring (turn indicator switch hub)	13355

PART NAME	GROUP NUMBER
S - cont'd.	
Spring (vacuum fuel pump diaphragm)	9315
Spring (voltage regulator armature tension)	10557
Spring (wheel static collector)	18938
Spring (windshield wiper cam return)	17A501
Spring (windshield wiper motor brush)	17B599
Spring assy. (brake cylinder piston cup)	2204-5
Spring assy. (eng. valve damper)	6A511
Spring assy. (ignition switch return)	3E746
Spring assy. (rear leaf)	5560
Spring assy. (rear license plate support)	17A397
Spring centering kit (P/S control valve)	3A675
Spring & extension kit (accelerator return)	9737
Spring & insert kit (trans. low & reverse synchronizer)	7109
Spring & retainer (brake master cylinder piston return)	2145
Spring & retainer kit (trans. reverse clutch)	7A480
Spring & silencer (clutch pedal lever assist)	7A574
Spring kit (trans. main oil pressure regulator valve)	7A270
Sprocket (eng. camshaft)	6256
Sprocket (eng. crankshaft)	6306
Stabilizer (accelerator bellcrank)	9D702
Stabilizer (front disc brake caliper housing)	2B295
Stabilizer mounting kit (rear axle)	4A340
Stanchion (radio antenna)	18919
Starter (motor)	11001-2
Starter assy.	11002
Stator assy. (alternator)	10336
Stator assy. (trans. converter)	7932
Step (rear bumper)	17B807
Step kit (rear bumper)	17B820
Stereo multiplex adapter kit	19A082
Stereo tape player kit	19A035
Stiffener (front fender reinforcement rear)	16466
Stiffener (rear shock absorber member reinforcement)	18A066
Stop (alternator rotor)	10A360
Stop (distributor vacuum advance)	12202
Stop (eng. front support insulator)	6C098-9
Stop (front bumper)	17C817
Stop (power brake booster control valve piston)	2B132
Stop (P/S control valve spool travel regulator)	3C560
Stop (rear axle bumper)	4A171
Stop (rear bumper)	17B990
Stop (spare wheel)	1422
Stop (trans. band adjusting intermediate & reverse)	7C492
Stop (trans. control selector shaft to accelerator bellcrank)	7C168
Stop (trans. rear band adjustment inner)	7E284
Stop (windshield wiper arm)	17C549

HALPERT_AUCTIONS

INDEX

PART NAME	GROUP NUMBER
S - cont'd.	
Stop assy. (windshield wiper arm)	17C583
Stop assy. (windshield wiper motor)	17C479
Strap (A/C evaporator hose retainer)	19B915-6
Strap (A/C evaporator upper case to bottom case)	19B865
Strap (ammeter wire to body support)	18572
Strap (eng. rear support rebound)	6B066
Strap (fan shroud)	8A626
Strap (hood ground)	16A600
Strap (ignition coil mounting)	12043-4
Strap (radio receiver hood bonding)	18870
Strap (windshield wiper motor ground)	17A497
Strap assy. (exhaust air supply cleaner mounting)	9B469
Strap assy. (fuel tank support)	9092
Strap assy. (fuel tank support rear)	9057
Strip (radio rear seat speaker mounting)	19A175
Strut (front suspension lower arm)	3468
Strut (trans. front band actuating)	7A158
Strut (trans. front band anchor)	7E243
Strut (trans. intermediate band anchor)	7D430
Strut (trans. intermediate brake band)	7D029
Strut (trans. rear band actuating)	7A172
Strut (trans. rear band anchor)	7A175
Strut (trans. reverse band anchor)	7A175
Stud (A/C condenser mounting)	19C658
Stud (A/C evaporator support)	19A982
Stud (clutch release lever)	7B602
Stud (eng. valve rocker arm support)	6A527
Stud (exhaust manifold to exhaust pipe)	9454
Stud (generator mounting bracket)	10282
Stud (P/S pump support)	3D683
Stud (rear axle track bar)	4269
Stud (rear shock absorber mounting)	18193
Stud (steering drag link to selector arm ball)	3311
Stud (trans. column shift selector bellcrank mounting)	7A026
Stud (trans. control selector connecting rod adjusting)	7B415
Stud (trans. converter drive)	7964
Stud (trans. gearshift connecting rod adjustment)	7B415
Stud (trans. low & reverse gearshift)	7C174
Stud repair kit (P/S hydraulic control ball)	3A533
Support (A/C compressor)	2978
Support (A/C compressor bracket)	2906
Support (A/C compressor mounting bracket)	2A881
Support (A/C evaporator core)	19784
Support (battery hold down clamp bracket)	10A691
Support (center valance panel front)	17890
Support (eng. valve rocker arm shaft)	6531

PART NAME	GROUP NUMBER
S - cont'd.	
Support (exhaust air supply pump bracket)	9B451
Support (front bumper)	17N800
Support (front bumper stone deflector)	17747, 17890
Support (front fender)	16A140
Support (front fender apron at housing)	16D120-1
Support (fuel tank)	9061
Support (fuel tank vent expansion tank)	9A249
Support (fuse junction panel upper)	14A148
Support (headlamp housing)	13B065
Support (hood front moulding)	16C694
Support (hood latch control rod)	16B698
Support (hood latch dowel)	16707
Support (idler pulley bracket)	8A653-4
Support (P/S pump)	3C511
Support (radiator)	16138
Support (radiator grille)	8182-3
Support (radiator grille center)	8A186
Support (radiator grille lower)	8B321
Support (radiator hose)	8A483
Support (radiator lower)	8A058
Support (radio receiver)	18888-90
Support (rear bumper arm)	17A858
Support (spare wheel)	1422
Support (stereo tape player)	19A071
Support (trans. converter stator)	7A108
Support (trans. front pump)	7A108
Support (trans. gearshift lever)	7398
Support (trans. gearshift lever inner)	7E291
Support (trans. planetary gears)	7A130
Support (trans. rear)	7A383
Support assy. (carb. booster venturi)	9A523
Support assy. (eng. rear)	6A023
Support assy. (headlamp cover hinge)	13A158
Support assy. (headlamp cover motor)	13B033
Support assy. (rear license plate)	13422
Support kit (eng. valve rocker arm)	6531
Support kit (stereo tape player)	19A122
Switch (backup lamp)	15520
Switch (brake pressure differential valve warning lamp)	2B264
Switch (electric radio antenna)	18863
Switch (headlamp on instrument panel)	11654
Switch (map lamp)	13764
Switch (oil pressure sender)	9278
Switch (seat regulator control)	14A701
Switch (starter motor relay solenoid)	11450
Switch (stoplight)	13480

COPYRIGHT © 1975 — FORD MOTOR COMPANY — DEARBORN, MICHIGAN

HALPERT_AUCTIONS

INDEX

PART NAME	GROUP NUMBER
S - cont'd.	
Switch (thermostatic evaporator de-icing)	19618
Switch (trans. control selector neutral)	7A247
Switch (trans. overdrive accelerator kickdown)	7A652
Switch (trans. seat belt warning sensor)	7E449
Switch assy. (A/C automatic temperature control box servo)	19D617
Switch assy. (A/C blower)	18578, 19986
Switch assy. (A/C damper door)	19B888
Switch assy. (A/C servo control)	18C311, 18C495
Switch assy. (A/C temperature control)	19C733, 19A945
Switch assy. (cargo lamp)	13752
Switch assy. (courtesy lamp)	13713
Switch assy. (distributor modulator ambient)	12A164
Switch assy. (door lock)	14028
Switch assy. (door open warning lamp)	14018
Switch assy. (emergency warning)	13B302, 13A350
Switch assy. (fuel low level warning)	9F326
Switch assy. (fuel pump oil pressure)	9344
Switch assy. (fuel tank selector)	9A050
Switch assy. (headlamp dimmer)	13A024
Switch assy. (heated backlite)	18578
Switch assy. (heater blower)	18578
Switch assy. (heater damper door)	19B888
Switch assy. (heater servo control)	18C311
Switch assy. (horn blowing)	13A875
Switch assy. (ignition)	11572
Switch assy. (ignition key warning)	11A127
Switch assy. (interior lamp)	13752
Switch assy. (luggage compt. door closed limit)	13A729
Switch assy. (luggage compt. door open limit)	13A727
Switch assy. (map lamp)	13713
Switch assy. (oil temperature warning)	10B921
Switch assy. (rear window defogger)	18578
Switch assy. (rear window washer time delay)	17A412
Switch assy. (roof marker lamp)	15443
Switch assy. (roof warning lamp)	15592
Switch assy. (seat regulator tilt control)	14B696
Switch assy. (sliding roof panel)	15B691
Switch assy. (spark control)	9E740
Switch assy. (speed control actuator)	9C888-9
Switch assy. (speed control inhibitor)	9C872
Switch assy. (speed control release)	9A837
Switch assy. (speed control vacuum retard)	9D734
Switch assy. (sport lamp)	13A254
Switch assy. (spotlamp)	15224
Switch assy. (top control or tailgate)	14529, 15668
Switch assy. (trans. spark control)	7E440
Switch assy. (turn indicator)	13B302
Switch assy. (upper back panel limit)	15A674
Switch assy. (window regulator control)	14529, 14540, 14632
Switch assy. (windshield washer control)	17A625
Switch assy. (windshield washer push button)	11500
Switch assy. (windshield wiper)	17A553 17A553
Switch & bracket (parking brake signal)	15A851
Switch & bracket assy. (tailgate window limit)	14A011
Switch & bracket assy. (top control erect)	15A681
Switch & clip assy. (A/C blower control sensor)	18C561
Switch & housing assy. (window regulator control)	14046
Switch & mounting plate assy. (turn indicator)	13341
Switch & wire assy. (fog lamp)	15A214
Switch & wire assy. (glove compt. lamp)	14413
Switch & wire assy. (seat belt retractor sensor)	14A501
Switch & wiring assy. (courtesy lamp)	13713
Switch & wiring assy. (emergency warning flasher)	15B590
Switch & wiring assy. (luggage compt. control latch)	19C542
Switch & wiring assy. (window regulator)	14632-3
Switch & wiring assy. (window regulator control)	14086-7 14A265-6
Switch kit (backup lamp)	15A490
Switch repair kit (rear window defroster)	18704
Swivel (carb. choke diaphragm adjusting)	9F558
Swivel (carb. choke plate adjusting)	9F558, 9D563
Swivel (clutch release idler lever adjusting)	7A528
Swivel assy. (accelerator shaft to speed control connector)	9C824
Synchronizer assy. (trans.)	7124
T	
Tab (distributor vacuum advance control bracket lock)	12A143
Tachometer kit	17A326
Tank assy. (fuel)	9002
Tank assy. (fuel tank vent expansion)	9A091
Tank assy. (P/S pump reservoir)	3A699
Tank assy. (radiator supply)	8A080
Tank & bracket assy. (A/C vacuum reservoir)	19A566
Tank & bracket assy. (steering column control vacuum)	3E547
Tape (electrical insulating)	Δ
Tape (masking)	Δ
Tappet assy. (eng. valve)	6500

Δ Refer to page 1 of Paint Section

HALPERT_AUCTIONS

INDEX

PART NAME	GROUP NUMBER
T - cont'd.	
Tee (fuel vapor storage canister inlet)	9E645
Tee (tachometer)	17B308
Tee (windshield washer hose)	17A601
Tensioner assy. (eng. timing chain)	6284
Terminal (alternator field)	10383
Terminal (battery cable positive)	14450
Terminal (electric wiring solderless crimp-on type)	14294
Terminal (high tension wire)	14466
Terminal (instrument cluster fuel level indicator)	10927
Terminal (instrument cluster oil pressure gauge)	10927
Terminal (spark plug)	14453
Terminal (starter motor field)	11102
Terminal (voltage regulator)	10548
Terminal (wire bullet type)	14461
Terminal (wire flag eyelet)	14464
Terminal (wire flag type)	14468
Terminal (wire snap-on)	14474
Terminal & brush assy. (alternator)	10347
Terminal & wiring (ignition key warning switch)	11A128
Thermostat (A/C evaporator temperature control)	19618
Thermostat (water)	8575
Thermostat assy. (carb. air cleaner)	9B650
Thermostat assortment	8575
Thimble (transfer case rail shift)	7A107
Thinners	Δ
Throttle control kit	9B742
Tinting assortment	Δ19E548
Tip (radio antenna mast)	19298
Tip replacement kit (speedo. cable)	17A254
Tire inflator-kit	19C543
Tire kit (collapsible spare)	1508
Tone alert (citizens band transceiver)	18801
Tool (electrical terminal crimping)	17018
Tot guard	19E535
Track assy. (moveable steering column)	3C571
Traction master kit	18127
Trailer hitch kit	Δ19D520
Transducer assy. (A/C automatic temperature control box)	19D613
Transfer (hood emblem)	16B621
Transfer (hood stripe)	16B906
Transfer (radiator grille opening panel color stripe)	8C077
Transfer kit (model identification)	16B196
Transmission	7003
Transmission assy. (including converter)	7000
Trap (A/C evaporator drain)	19998
Tray (battery)	10732, 10764
Tray assy. (carb. air cleaner)	9A600

PART NAME	GROUP NUMBER
T - cont'd.	
Trim (aux. instrument cluster rally pac)	10C858
Trim cement (vinyl adhesive)	Δ19C525
Triple clean (leathers, vinyls, fabric)	Δ19526
Trunnion (accelerator shaft to bellcrank rod)	9A846
Trunnion (carb. throttle lever)	9C760
Trunnion (speed control servo bellcrank)	9D766
Trunnion (trans. gearshift lever)	7B125
Tube (A/C blower housing to blower motor)	19A786
Tube (A/C compressor oil inlet)	19D645
Tube (A/C control venturi pressure)	19C748
Tube (A/C water outlet)	18663
Tube (anti-backfire valve vacuum)	9H563
Tube (automatic air leveler compressor to valve)	5A718
Tube (aux. fuel tank to selector valve)	9F308
Tube (brake skid control actuator vacuum)	2B476
Tube (carb. air cleaner inlet)	9B632
Tube (carb. balance)	9A501
Tube (carb. float bowl connection)	9534
Tube (carb. fuel transfer)	9H576
Tube (carb. high speed air bleeder)	9G540
Tube (carb. main well)	9991
Tube (carb. secondary throttle balance)	9A501
Tube (carb. secondary throttle control vacuum)	9997
Tube (distributor vacuum)	12226
Tube (eng. crankcase vent)	6758
Tube (eng. dipstick)	6754
Tube (eng. relief valve oil return)	6K656
Tube (eng. to trans. vacuum)	7B094
Tube (eng. to trans. vacuum front or rear)	7B094-5
Tube (exhaust air supply lower)	9A484
Tube (exhaust air supply pump inlet)	9B456
Tube (exhaust air supply pump outlet)	9B457
Tube (fuel)	9291
Tube (fuel front)	9A318
Tube (fuel pump to carb.)	9369
Tube (fuel tank air relief)	9023
Tube (fuel tank to pump)	9282
Tube (fuel tank to pump rear)	9A084
Tube (fuel tank vent lower)	9101
Tube (fuel tank vent to storage canister)	9A228
Tube (fuel valve)	9159
Tube (fuel vapor expansion tank to canister crossover)	9D675
Tube (fuel vapor expansion tank to canister front)	9D673
Tube (fuel vapor return)	9B337
Tube (fuel vapor separator to fuel tank front)	9C288
Tube (fuel vapor separator to fuel tank rear)	9C289
Tube (heater blower housing to blower motor)	19A786
Tube (heater hot water)	18B402
Tube (heater water outlet)	18663, 18674

Δ Refer to page 1 of Paint Section

COPYRIGHT © 1975 — FORD MOTOR COMPANY — DEARBORN, MICHIGAN

HALPERT_AUCTIONS

INDEX

PART NAME	GROUP NUMBER
T - cont'd.	
Tube (P/S pressure line to valve)	3494
Tube (P/S return line hose to control valve)	3A575 3514
Tube (steering column release valve)	7E558
Tube (thermostatic choke control inlet)	9820
Tube (thermostatic choke control outlet)	9819
Tube (trans. breather)	7A246, 7034
Tube (trans. clutch & governor oil distributor)	7A170
Tube (trans. clutch & governor oil front)	7A173
Tube (trans. clutch & governor oil rear)	7A174
Tube (trans. column mounted gearshift)	7212
Tube (trans. compensator pressure oil)	7A206
Tube (trans. front band servo oil)	7-7379, 7D469
Tube (trans. main oil pressure)	7-7469
Tube (trans. oil cooler inlet)	7A030
Tube (trans. oil cooler outlet)	7A031
Tube (trans. oil distributor)	7D000
Tube (trans. oil distributor intermediate)	7A173
Tube (trans. oil distributor rear)	7A174
Tube (trans. oil filler)	7A228
Tube (trans. oil pressure regulator)	7A208
Tube (trans. rear oil pump inlet)	7A160
Tube (water by-pass)	8555
Tube (windshield wiper)	17544
Tube (windshield wiper pressure feed)	17B474
Tube assy. (air cleaner)	9D601
Tube assy. (A/C dehydrator to check valve)	19835
Tube assy. (A/C dehydrator to condenser)	19C596
Tube assy. (A/C evaporator inlet to cowl)	19A704
Tube assy. (A/C evaporator outlet to cowl)	19A705
Tube assy. (A/C evaporator to check valve)	19837
Tube assy. (A/C evaporator to compressor shut-off valve)	19867
Tube assy. (anti-backfire valve)	9B291
Tube assy. (anti-backfire valve inlet)	9H559
Tube assy. (brake & fuel line steel)	2265
Tube assy. (brake differential valve outlet)	2B329
Tube assy. (brake differential valve to actuator)	2B386
Tube assy. (brake master cylinder outlet rear)	2B253
Tube assy. (brake master cylinder to connector)	2A040
Tube assy. (brake master cylinder to front brake connector)	2-2264
Tube assy. (brake master cylinder to rear brake hose)	2265
Tube assy. (brake master cylinder to rear brake tube connector)	2A199
Tube assy. (brake pressure control valve inlet)	2B112
Tube assy. (brake pressure control valve outlet)	2B113

PART NAME	GROUP NUMBER
T - cont'd.	
Tube assy. (brake pressure metering valve inlet)	2B162
Tube assy. (brake scoop)	2250
Tube assy. (brake skid control actuator to rear brake)	2B385
Tube assy. (carb. air cleaner hot air)	9652
Tube assy. (carb. air cleaner intake)	9A624
Tube assy. (carb. fuel supply)	9D280
Tube assy. (carb. to manifold spacer outlet)	9C524
Tube assy. (eng. lubrication valve drive)	6578
Tube assy. (eng. oil level indicator)	6754
Tube assy. (eng. oil pump inlet)	6K621
Tube assy. (eng. oil pump pickup)	6617
Tube assy. (exhaust air supply intermediate)	9B480
Tube assy. (exhaust air supply pump upper)	9B448
Tube assy. (front brake)	2263-4
Tube assy. (front brake fitting to connector)	2-2272
Tube assy. (front brake hose to connector)	2K039
Tube assy. (front brake hose to cylinder)	2A361-2
Tube assy. (front brake intermediate)	2B221
Tube assy. (front brake tube fitting to connector)	2A048
Tube assy. (front brake tube to differential valve R.H.)	2B269
Tube assy. (front disc brake caliper L.H.)	2B126
Tube assy. (front disc brake caliper R.H.)	2K006
Tube assy. (front disc brake caliper inlet L.H.)	2B168
Tube assy. (front disc brake caliper inlet R.H.)	2B166
Tube assy. (fuel filter to carb.)	9A274
Tube assy. (fuel filter to fuel pump)	9B273
Tube assy. (fuel pump to carb.)	14588
Tube assy. (fuel pump to fuel manifold)	9F288
Tube assy. (fuel tank filler)	9N276
Tube assy. (fuel tank vent)	9A086
Tube assy. (fuel tank vent upper)	9049
Tube assy. (fuel vapor storage canister purge outlet)	9D667-8
Tube assy. (heater water inlet)	18696
Tube assy. (intake manifold heat)	9C498
Tube assy. (oil pressure indicator)	9B278
Tube assy. (power brake booster)	2420
Tube assy. (power brake booster connector to manifold)	2543
Tube assy. (P/S control valve to cylinder rod end)	3A717
Tube assy. (P/S pressure outlet)	3E576
Tube assy. (rear brake)	2267-8
Tube assy. (rear brake hose to valve)	2B255
Tube assy. (steering column)	3509, 3514
Tube assy. (thermostatic choke control inlet)	9B700
Tube assy. (thermostatic choke heater)	9C869
Tube assy. (trans. column shift selector)	7212

HALPERT_AUCTIONS

INDEX

PART NAME	GROUP NUMBER
T - cont'd.	
Tube assy. (trans. console shift steering column inner)	7212
Tube assy. (trans. rear oil pump outlet)	7A204
Tube assy. (trans. steering column inner floor shift)	7212
Tube assy. (vacuum manifold to eng.)	9D434
Tube assy. (vacuum pump)	9413
Tube assy. (windshield wiper pressure feed lower)	17C506
Tube & bracket assy. (vacuum)	12A163
Tube & fitting assy. (carb. fuel inlet)	9E321
Tube & sleeve assy. (fuel vapor purge inlet)	9E630
Tube or hose (water by-pass)	8548
Tubing (brake & fuel line)	2269
Tune-up kit (carb.)	9A586
Tune-up kit (ignition)	12405
Turbine (trans. converter)	7920
Turn kit (snow plow)	19F502
U	
"U" bolt (rear spring)	5705
"U" bolt (steering shock absorber)	3E654
Undercoating	Δ
Universal joint kit (driveshaft)	4635
Universal joint kit (front axle shaft)	3248
Upholstery color reconditioners	Δ
Used car reconditioning materials	Δ
"U" washer (rear axle shaft retaining)	4N237
V	
Vacuum motor assy. (carb. air cleaner)	9D612
Valve (A/C compressor pressure relief)	19D644
Valve (A/C evaporator expansion)	19849
Valve (A/C temperature regulator)	18502
Valve (A/C vacuum check)	19A563
Valve (brake master cylinder outlet check)	2178
Valve (brake pressure differential)	2B257
Valve (brake pressure impulse)	2B363
Valve (brake pressure metering)	2B161
Valve (brake proportioning)	2091
Valve (carb. accelerator pump check)	9576
Valve (carb. accelerator pump discharge needle)	9A516
Valve (carb. air)	9H555
Valve (carb. float bowl vent)	9557, 9D583
Valve (choke bleeder temperature control)	9J691
Valve (eng. exhaust)	6505
Valve (eng. intake)	6507
Valve (eng. positive crankcase vent-P.C.V.)	6A666
Valve (front disc brake pressure control)	2B091
Valve (fuel pump)	9358
Valve (heater temperature control)	18A545
Valve (heater vacuum check)	19A563
Valve (heater water control)	18495
Valve (power brake booster check)	2A185, 2365
Valve (power brake booster control)	2A238
Valve (speed control solenoid)	9D776
Valve (steering column release)	3D536
Valve (trans. intermediate servo accumulator check)	7D376
Valve (trans. lubrication)	7D174
Valve (trans. main control manual)	7-7764
Valve (trans. main control oil pressure booster)	7D003
Valve (trans. main control rear pump check)	7A127
Valve (trans. main valve body manual control)	7C389
Valve (trans. oil pressure regulator)	7A202
Valve (trans. rear band servo check)	7-7658
Valve (trans. rear band servo piston accumulator)	7E216, 7A266
Valve (windshield washer control)	17A614
Valve assy. (A/C compressor high pressure)	19A990
Valve assy. (A/C compressor low pressure)	19752
Valve assy. (A/C dehydrator & receiver tank)	19C573
Valve assy. (A/C evaporator suction throttle)	19D580
Valve assy. (air scoop)	16C718
Valve assy. (anti-backfire)	9B289
Valve assy. (brake speed control retard)	2B274
Valve assy. (carb. air cleaner anti-splash)	9E637
Valve assy. (carb. choke delay)	12A091
Valve assy. (carb. distributor vacuum spark control)	9B572
Valve assy. (carb. power)	9G551, 9594
Valve assy. (carb. spark control)	9B572
Valve assy. (deceleration)	9K793
Valve assy. (distributor modulator)	12A170
Valve assy. (distributor vacuum control)	12A091
Valve assy. (distributor vacuum delay control)	12A091
Valve assy. (exhaust air supply check)	9A487
Valve assy. (exhaust air supply pump)	9B479
Valve assy. (exhaust thermostat control)	9A427, 9460
Valve assy. (fuel pump)	9352
Valve assy. (fuel tank selector)	9189
Valve assy. (fuel tank vent)	9A153
Valve assy. (headlamp cover vacuum check)	13B064
Valve assy. (horn air control)	13910
Valve assy. (idle speedup)	9B756
Valve assy. (P/S hydraulic control)	3A730
Valve assy. (P/S pump)	3A561
Valve assy. (speed control metering)	9C727
Valve assy. (top control solenoid)	15A682

Δ Refer to page 1 of Paint Section

COPYRIGHT © 1975 — FORD MOTOR COMPANY — DEARBORN, MICHIGAN

FINAL ISSUE

HALPERT_AUCTIONS

INDEX

PART NAME	GROUP NUMBER
V - cont'd.	
Valve & bracket assy. (distributor vacuum advance control)	12A111
Valve & lever assy. (automatic air leveler)	5A712
Valve & printed circuit assy. (throttle modulator)	9E718
Valve & seat assy. (carb. fuel inlet)	9564
Valve & spring kit (trans. converter pressure relief)	7A135
Valve & wiring (A/C control solenoid)	18C536
Valve kit (carb. fuel inlet)	9564
Valve kit (P/S control valve return port relief)	3E710
Valve kit (P/S gear rear check)	3D728
Valve kit (trans. oil pressure regulator)	7B025
Valve repair kit (P/S hydraulic control)	3A650
Vane & bearing assy. (exhaust air supply pump)	9B474
Vent (rear axle housing)	4022
Vent (trans. extension housing)	7034
Vent assy. (transfer case)	7034
Vent assy. (transfer case breather)	7034
Vent kit (battery)	10A824
Venturi (A/C control)	19C747
W	
Warmer (car interior)	18A454
Washer (arm to pivot shaft)	17541
Washer (battery terminal corrosion arrestor)	10A717
Washer (carb. choke rod seal)	9C771
Washer (carb. leveling shaft)	9568
Washer (carb. throttle lever nut lock)	9568
Washer (distributor driven gear thrust)	12179
Washer (eng. camshaft sprocket)	6278
Washer (eng. crankshaft main bearing thrust)	6A355
Washer (eng. crankshaft pulley retaining)	6378
Washer (eng. cylinder head bolt)	6067
Washer (eng. valve rocker arm shaft-flat)	6590
Washer (eng. valve rocker arm shaft-spring)	6598
Washer (front shock absorber insulator)	18041
Washer (front suspension lower arm front shaft)	3B147
Washer (front wheel outer bearing retainer)	1195
Washer (fuel pump filter bowl seal)	9K354
Washer (fuel pump rocker arm pin)	9418
Washer (generator terminal screw insulating inner)	10208
Washer (P/S cylinder rod insulator)	3A345
Washer (P/S pump adjusting bracket)	3-3638
Washer (rear axle differential clutch)	4214
Washer (rear axle differential pinion thrust)	4230
Washer (rear axle differential side gear thrust)	4228
Washer (spotlamp switch bracket)	15322
Washer - spring (trans. lever socket to tube anti-vibrator)	7C228
Washer (starter motor armature thrust)	11036

PART NAME	GROUP NUMBER
W - cont'd.	
Washer (starter motor field terminal)	11093
Washer (starter motor field terminal insulating)	11094
Washer (starter motor field terminal screw)	11095
Washer (steering column socket-thrust)	3C708
Washer (steering gear worm sector thrust)	3579
Washer (steering shaft coupling bolt)	3C660
Washer (thermostat gasket)	8593
Washer (transfer case gear thrust)	7067
Washer (trans. constant mesh low gear thrust)	7071
Washer (trans. converter impeller thrust)	7A812
Washer (trans. converter stator front & rear thrust)	7937
Washer (trans. countershaft gear thrust)	7029, 7119
Washer (trans. first speed gear thrust)	7071
Washer (trans. forward clutch hub thrust)	7D090
Washer (trans. front clutch hub to input shaft thrust)	7-7577
Washer (trans. front clutch sun gear thrust)	7-7545
Washer (trans. front pump support thrust)	7D014
Washer (trans. gearshift arm thrust)	7D363
Washer (trans. gearshift lever socket anti-vibrator spring)	7242
Washer (trans. gearshift tube thrust)	7D460
Washer (trans. input shaft thrust)	7019
Washer (trans. input shell thrust)	7D066, 7937
Washer (trans. intermediate brake drum thrust)	7C096
Washer (trans. output shaft first gear thrust)	7071
Washer (trans. output shaft hub thrust)	7D422
Washer (trans. output shaft thrust)	7-7067, 7A385
Washer (trans. output shaft thrust rear)	7B368
Washer (trans. planet carrier thrust)	7A166
Washer (trans. planet pinion thrust)	7A242
Washer (trans. primary sun gear thrust)	7C096
Washer (trans. primary to secondary sun gear thrust)	7D484
Washer (trans. rear clutch sun gear thrust)	7A166, 7-7524
Washer (trans. reverse brake drum thrust)	7D072, 7937
Washer (trans. reverse drum thrust)	7C096
Washer (trans. reverse idler gear thrust)	7029, 7149
Washer (trans. selector socket anti-vibration)	7242
Washer (trans. turbine to converter thrust)	7962
Washer (trans. turbine to cover front thrust)	7937
Washer (windshield wiper arm to pivot shaft)	17541
Washer kit (trans. reverse clutch hub thrust)	7D091
Washer kit (windshield)	17A603

HALPERT_AUCTIONS

INDEX

PART NAME	GROUP NUMBER
W - cont'd.	
Waxes	Δ
Weatherstrip (front fender rear splash shield)	16C567
Wedge (rear axle adjusting)	5A313
Wedge (trans. low & reverse gear interlock)	7C175
Weight (carb. float pendulum)	9H545
Weight (carb. pump discharge ball)	9B511
Weight (trans. converter cover balance)	7955
Weight (wheel balance)	1040
Weight assy. (distributor)	12188
Wheel (heater blower)	18504
Wheel assy.	1007, 1015
Wheel assy. (A/C blower)	19834
Wheel assy. (steering)	3A600
Wick (distributor shaft)	12133
Winch kit (bumper mounted)	19E536
Winch kit with power take off	19E536
Wire (bulk)	14296
Wire (constant voltage regulator to gauge)	10C931
Wire (constant voltage regulator to ignition)	10C932
Wire (headlamp dimmer sensor)	13B081
Wire (headlamp dimmer sensor to amplifier)	13A106
Wire (seat control feed jumper)	14A699
Wire (trans. control selector indicator lamp ground)	15A800
Wire assy. (accessory feed)	14A318
Wire assy. (automatic seat back latch)	14B724
Wire assy. (backup lamp ground)	15A505
Wire assy. (backup lamp jumper)	15A515
Wire assy. (backup lamp socket)	15536
Wire assy. (backup lamp switch to rear lamp feed)	15525
Wire assy. (back window heater)	18C618
Wire assy. (back window heater ground)	18C620
Wire assy. (back window stop lamp)	13A625
Wire assy. (body side lamp)	15B411
Wire assy. (carb. emission control solenoid jumper)	9D866
Wire assy. (cigar lighter jumper)	15A056
Wire assy. (clock feed)	15A006
Wire assy. (console)	13C711
Wire assy. (courtesy lamp)	13B711
Wire assy. (courtesy lamp feed)	13B712
Wire assy. (courtesy lamp jumper)	13B767
Wire assy. (dash panel to headlamp junction)	14290
Wire assy. (dash to engine gauge feed)	14289

PART NAME	GROUP NUMBER
W - cont'd.	
Wire assy. (distributor breaker ground)	12264
Wire assy. (distributor primary terminal)	12216
Wire assy. (distributor to spark plug radio radio resistance)	12286
Wire assy. (distributor vacuum control valve)	12A190
Wire assy. (door lock lead)	14A412
Wire assy. (emergency warning extension)	15B583
Wire assy. (emergency warning flasher jumper)	15A599
Wire assy. (eng. block heater)	6B018
Wire assy. (eng. governor control valve)	12K454
Wire assy. (fog lamp)	15A211
Wire assy. (fog lamp feed)	15237
Wire assy. (fog lamp switch feed)	15223
Wire assy. (front door courtesy lamp switch)	13A769
Wire assy. (fuel level warning relay feed)	9F283
Wire assy. (fuel shut-off solenoid feed)	9A451
Wire assy. (fuel pump feed)	9A400
Wire assy. (glove compt. lamp feed)	13A721
Wire assy. (heater blower motor ground)	18569
Wire assy. (horn ground)	13A847
Wire assy. (horn relay to horn)	13A804
Wire assy. (horn switch)	13A843
Wire assy. (ignition circuit to overdrive relay)	7A199
Wire assy. (ignition coil ground)	12A069
Wire assy. (ignition current amplifier)	12045
Wire assy. (ignition switch feed)	14313
Wire assy. (ignition switch to heater switch)	14338
Wire assy. (ignition to window regulator safety switch)	14785
Wire assy. (interior lamp feed)	14334
Wire assy. (interior lamp lighting)	13796
Wire assy. (interior pillar lamp ground)	13A776
Wire assy. (luggage compt. lamp)	19B516
Wire assy. (main jumper)	14A411
Wire assy. (oil pressure gauge connector)	9A282
Wire assy. (overdrive relay extension)	7E047
Wire assy. (parking brake warning indicator)	15A856
Wire assy. (radio rear seat speaker extension)	14574
Wire assy. (rear door courtesy lamp)	13B721
Wire assy. (rear interior lamp)	13A710
Wire assy. (rear lamp extension)	14408
Wire assy. (rear window defogger)	18C394, 18C487

Δ Refer to page 1 of Paint Section

COPYRIGHT © 1975 — FORD MOTOR COMPANY — DEARBORN, MICHIGAN

FINAL ISSUE

HALPERT_AUCTIONS

INDEX

PART NAME	GROUP NUMBER
W - cont'd.	
Wire assy. (seat back control extension)	14B720
Wire assy. (seat back latch)	14C692
Wire assy. (seat back latch extension)	14C691
Wire assy. (seat back latch feed)	14C694
Wire assy. (seat belt retractor switch)	14A504
Wire assy. (seat belt switch)	14A546
Wire assy. (seat regulator control relay feed extension)	14618
Wire assy. (seat regulator feed)	14716
Wire assy. (seat regulator relay feed extension)	14B710
Wire assy. (speaker system)	15629
Wire assy. (speed control)	9A840
Wire assy. (speed control extension)	9C877, 9C887
Wire assy. (speed control feed)	9A839
Wire assy. (speed control release)	9D808
Wire assy. (spotlight feed)	15A300
Wire assy. (starter motor circuit jumper)	12638
Wire assy. (starter motor relay to solenoid)	11A004
Wire assy. (steering wheel relay switch)	3D568
Wire assy. (stop lamp switch)	13A411
Wire assy. (tachometer lamp)	14064
Wire assy. (temperature sender to indicator)	14K064
Wire assy. (top control circuit breaker to top control switch)	15A669
Wire assy. (top control feed jumper)	15A690
Wire assy. (trailer battery feed)	14A346
Wire assy. (trailer brake control switch)	14A348
Wire assy. (transistorized control selector indicator lamp feed)	15A808
Wire assy. (transistorized ignition system)	12071
Wire assy. (turn indicator extension)	13B308
Wire assy. (turn indicator jumper)	13A318
Wire assy. (voltage regulator extension)	105A45
Wire assy. (window regulator jumper)	14A630
Wire assy. (window regulator safety relay to circuit breaker)	14678
Wire & socket (instrument cluster control lamp)	10D839
Wire & socket assy. (clock or ash receptacle)	15026
Wire & terminal (steering shaft ground)	3B710
Wire set (spark plug)	12259
Wire terminal kit	14294
Wiring (A/C blower switch feed)	19945
Wiring (front window regulator)	14630-1
Wiring (heater control)	18B604
Wiring (instrument cluster)	10B942
Wiring (interior lamp switch)	13A709
Wiring (luggage compt.)	14276
Wiring (radio receiver to rear seat speaker)	18A900
Wiring (rear quarter window regulator)	14A081, 14644
Wiring (rear window regulator)	14632-3
Wiring (rear window washer feed)	17A409
Wiring (roof console warning lamp indicator panel)	10B923
Wiring (starter motor circuit jumper extension)	11A103
Wiring (stereo tape player power feed)	19A065
Wiring (trailer wiring feed)	13A576
Wiring (trans. neutral switch)	7C078
Wiring (warning lamp indicator panel)	10B923
Wiring (windshield wiper switch to motor)	17B587, 17A622
Wiring (windshield wiper switch to ignition switch)	17A460
Wiring assy. (A/C)	19C603
Wiring assy. (A/C blower motor feed)	19949
Wiring assy. (A/C compressor clutch)	2A975
Wiring assy. (A/C compressor clutch feed jumper)	19D632
Wiring assy. (A/C temperature switch to blower switch)	19B572

HALPERT_AUCTIONS

INDEX

PART NAME	GROUP NUMBER
W - cont'd.	
Wiring assy. (A/C thermostat to clutch)	19A885
Wiring assy. (alternator to voltage regulator)	14305
Wiring assy. (back window regulator)	14687
Wiring assy. (back window regulator feed)	14683
Wiring assy. (body main)	14A005
Wiring assy. (brake skid control actuator)	2B516
Wiring assy. (brake skid control sensor adapter)	2B394
Wiring assy. (carb. idle speed-up control)	9H568
Wiring assy. (carb. throttle emission control solenoid)	9D857
Wiring assy. (charge indicator)	10A665
Wiring assy. (courtesy lamp switch extension)	13A724
Wiring assy. (courtesy or interior lamp switch)	13A709, 13B711
Wiring assy. (dash panel to ballast resistor)	14A273
Wiring assy. (dash panel to eng.)	14398
Wiring assy. (door lock solenoid)	14A412
Wiring assy. (door open warning lamp)	14790
Wiring assy. (emergency warning lamp)	15B581
Wiring assy. (eng. compt. lamp feed)	15A702
Wiring assy. (fuel pump)	9A350
Wiring assy. (fuel tank sender)	14406
Wiring assy. (generator to voltage regulator)	14305
Wiring assy. (headlamp leads)	13076
Wiring assy. (heater back window heat control)	18C617
Wiring assy. (heater back window heat feed)	18C619
Wiring assy. (heater blower switch jumper)	18A336
Wiring assy. (heater switch to blower motor)	18A586
Wiring assy. (horn)	13A341
Wiring assy. (ignition coil to distributor high tension)	12298
Wiring assy. (instrument cluster feed)	10817
Wiring assy. (instrument cluster warning indicator panel extension)	10C877
Wiring assy. (instrument panel)	14444
Wiring assy. (instrument panel to dash panel)	14401
Wiring assy. (interior lamp extension)	13B720
Wiring assy. (low fuel warning jumper)	14624
Wiring assy. (luggage compt. lamp)	19B516
Wiring assy. (luggage compt. remote control latch)	19D542
Wiring assy. (radio accessory connector)	19A118
Wiring assy. (radio rear seat speaker connector)	18A901
Wiring assy. (radio rear seat speaker extension)	14574
Wiring assy. (radio speaker)	19A041
Wiring assy. (radio speaker extension)	19A123
Wiring assy. (radio speaker jumper)	19A170
Wiring assy. (rear lamp)	14405
Wiring assy. (rear lamp connector)	13A409
Wiring assy. (rear lamp extension)	13A408
Wiring assy. (rear lamp jumper)	13A412
Wiring assy. (rear window defogger)	180394, 18C487
Wiring assy. (rear window defogger switch feed)	18C496 18C538
Wiring assy. (roof exterior lamps)	14A018
Wiring assy. (seat belt warning)	10B925
Wiring assy. (seat regulator relay feed)	14A698
Wiring assy. (seat regulator switch to relay)	14A697
Wiring assy. (speed control connector)	9D821
Wiring assy. (stereo tape player to speaker)	18K825
Wiring assy. (stop lamp)	13K408
Wiring assy. (stop lamp relay)	13A573
Wiring assy. (stop lamp switch jumper)	13A427
Wiring assy. (tachometer)	17A299
Wiring assy. (throttle modulator control)	9E724
Wiring assy. (throttle modulator valve ground)	9E717
Wiring assy. (throttle modulator valve jumper)	9E754
Wiring assy. (top control)	15A659
Wiring assy. (top control relay to circuit breaker)	15A668
Wiring assy. (top control switch)	15A657
Wiring assy. (trans. overdrive solenoid to relay)	7A200
Wiring assy. (trans. seat belt warning sensor switch)	7E464
Wiring assy. (turn indicator)	13A341, 13A357
Wiring assy. (warning seat belt indicator lamp)	14A313
Wiring assy. (window regulator rear quarter)	14A081
Wiring assy. (window regulator rear switch feed)	14A027
Wiring assy. (window regulator safety relay to window regulator switch)	14A200
Wiring & bracket assy. (brake skid control speed sensor)	2B430
Wiring harness & circuit breaker (body main)	14A302
Wiring & junction block assy. (instrument panel)	14A032
Wiring & plug assy. (trailer lamp)	15436
Wiring & socket assy. (ash receptacle lamp)	13A726, 18981
Wiring & socket assy. (rear license lamp)	13412
Wiring & socket assy. (trans. selector indicator)	7B036
Worm gear & rack assy. (steering gear input)	3524
Wrench (battery venting socket)	17A126
Wrench (jack handle)	17032
Wrench (spare wheel lock bolt)	1A379
Wrench (wheel nut)	17032
Y	
Yoke (driveshaft center)	4784
Yoke (driveshaft centering socket)	4782

COPYRIGHT © 1975 — FORD MOTOR COMPANY — DEARBORN, MICHIGAN

INDEX

HALPERT_AUCTIONS

INDEX

Included in the Paint Section are the following:

	Page No. U.S.	Page No. Canada
Paints, Thinners, etc., including		
Thinners and Reducers	1	2
Sealers and Undercoats	1	2
Rubbing Compounds	1	2
Specialties	1	2
Black and White Finishes	1	2
Lacquer & synthetic Enamels - Interior Paints	3,4	3,4
Engine Reconditioning-Paint	1	2
Lacquer & Synthetic Enamels-Exterior Paint-listed by Patent or Warranty Plate Body Color Code	5 thru 14	5 thru 14
Appearance & Maintenance Materials		
Paint & Refinishing Materials	15	18
Cleaners, Waxes & Polishes	15	18
Clear Vision Aids	15	18
Cooling System Aids	15	18
Motor Oil & Lubricants	15,16	19
Sealers & Adhesives	16,17	19,20
Special Products	17	20
Used Car Reconditioning Materials	21	22

LIQUID MEASURE

Most liquid measures listed in this catalog are in U.S. sizes; however, those measures which are specified for unique Canadian parts are in Canadian sizes.

The capacity in ounces for both U.S. & Canadian measures are specified below.

	1/2 pt.	Pint	Quart	Gallon
	(capacity in ounces)		(capacity in ounces)	
Canada	10	20	40	160
U.S.	8	16	32	128

PAINTS, THINNERS, ETC.

U.S. USAGE

DESCRIPTION	PART NUMBER	
BLACK and WHITE FINISHES		
Chassis black-1 gal.can	B8A	1713-A
ENGINE RECONDITIONING - PAINT		
Clear-1 gal.	EP	50-G
Chevy Orange-1 qt.	EPC	1000-C
Buick Red-1 qt.	EPC	1001-C
Pontiac Blue-1 qt.	EPC	1002-C
Chrysler Blue-1 qt.	EPC	1003-C
Silver-1 qt.	EPC	1004-C
Ford Black-1 qt.	EP	1724-C
Ford Black-1 gal.	EP	1724-G
Corporate Blue-1 qt.	EP	2075-C
THINNERS and REDUCERS		
Leveler (over spray)-6 oz.spray can - not replaced (2-73)	★B7A	645-S
Lacquer thinner No. 2 (medium fast dry) - 5 gal. can	M14J	646-E
-55 gal. drum	M14J	646-H
Enamel reducer (for AE60 acrylic enamels)-1 gal. can	DL60	647-A
Acrylic thinner (for AR60 acrylic lacquers)-1 gal. can	AR60	647-A
Solvent retarder-general purpose--(for slowing evaporating time of acrylic lacquer or enamel thinners & reducers)-1 gal. can	AR60	648-C
Silicone Decontaminant (Fish Eye Killer)-1 qt. can	AE60	649-A
Tuluol (for organosol vinyl enamel)-1 qt.can	VO	542-A

DESCRIPTION	PART NUMBER	
SEALERS and UNDERCOATS		
Sealer, acrylic enamel (non-sanding) --gray-1 gal.can	AE60	12-A
--red -1 gal.can	DL60	13-A
Sealer acrylic lacquer (non-sanding) --gray-1 gal.can	AR60	13-A
Lacquer primer-surfacer --dark gray -1 gal. can	M6J	12-D
--red -1 gal. can	M6J	13-D
--light gray -1 gal. can	M6J	13-E
--medium gray-6oz. spray can	M6J	12-S
Sealer (recoating)-1 qt. can	DL60	14-A
Interior primer-interior parts of electron cure coated ABS plastic - 16 oz. spray can	D1AZ	19000-A
RUBBING COMPOUNDS		
Compound (hand rubbing-water base)-1 gal. can	M	3789
Acrylic rubbing compound (for AR60 acrylic lacquers)-1 qt. -repl. by AR60 3789-B (10/74)	★AR60	3789-A
Mechanical wheel polishing compound-1 gal. can	AR60	3789-B
SPECIALTIES		
Silicone & wax remover-1 gal. can	DL60	3721-A
Acrylic lacquer (clear)-1 qt. can	AR60	50-C
Bonding coat (transfer film)-1 pt. can	M	4584
Solution (transfer film-water soluble)-1 pt. can	M	5412-A

COPYRIGHT © 1975 — FORD MOTOR COMPANY — DEARBORN, MICHIGAN

FINAL ISSUE

HALPERT_AUCTIONS

PAINTS, THINNERS, ETC.

CANADIAN USAGE

DESCRIPTION	PART NUMBER
BLACK FINISHES	
Chassis black enamel (dull)-16 oz. spray bomb	CD2AZ 19500-AJ
ENGINE RECONDITIONING - PAINT	
Clear-1 gal. (U.S.)	EP 50-G
Chevy Orange-1 qt. (U.S.)	EPC 1000-C
Buick Red-1 qt. (U.S.)	EPC 1001-C
Pontiac Blue-1 qt. (U.S.)	EPC 1002-C
Chrysler Blue-1 qt. (U.S.)	EPC 1003-C
Silver-1 qt. (U.S.)	EPC 1004-C
Ford Black-1 qt. (U.S.)	EP 1724-C
Ford Black-1 gal. (U.S.)	EP 1724-G
Corporate Blue-1 qt. (U.S.)	EP 2075-C
Corporate Blue-16 oz. spray bomb	CD2AZ 19500-AB
Green -5 gal.	CB9AZ 19598-B
THINNERS and REDUCERS	
Lacquer thinner #600 (fast dry)-minor repair -1 gal.	*CC5AZ 19566-B
Lacquer thinner #650 (normal dry)-major repairs -1 gal.	*CC5AZ 19566-D
Lacquer thinner (exc. acrylic lacquers) -1 gal.	CBM 19567-C
-5 gal.	CBM 19567-A
Enamel reducer (for AE60 acrylic enamels)-1 gal. can (U.S.)	DL60 647-A
Alkyd enamel reducers-	
Hot & humid weather-1 gal.	CC0AZ 19566-A
-5 gal.	CC0AZ 19566-B
Fast drying below 70° F.-1 gal.	CBJ 19566-A
-5 gal.	CBJ 19566-B
Normal drying above 70° F.-1 gal.	CC5AZ 19566-E
-5 gal.	CC5AZ 19566-F
Leveller (over spray)-12 oz. spray can	CB7A 19500-Y
Silicone Decontaminant (Fish Eye Killer)-32 oz. can	AE60 649-A
Sila Chek - Silicone Decontaminant - (Fish Eye Eliminator) for acrylic enamel & lacquer-2 oz.	CD2AZ 649-A
Tuluol (for organosol vinyl enamel)-1 qt. can (U.S.)	VO 542-A
Solvent retarder-general purpose--(for slowing evaporating time of acrylic lacquer or enamel thinners & reducers)-1 gal. can (U.S.)	AR60 648-C
Final car wash-thinner used to wash vehicle prior to painting-1 gal.	CD2AZ 19566-A

DESCRIPTION	PART NUMBER
SEALERS and UNDERCOATS	
Primer surfacers --red -1 qt.	CB9CZ 19574-A
--red -1 gal.	CB9CZ 19574-B
--gray-1 qt.	CB9CZ 19568-A
--gray-1 gal.	CB9CZ 19568-B
Lacquer primer-surfacer --dark gray-1 gal. (U.S.)	M6J 12-D
--red -1 gal. (U.S.)	M6J 13-D
Primer surfacer (for baked enamel or lacquer)-12 oz. spray can	CB7A 19500-W
Sealer, acrylic enamel (non-sanding) --red-1 gal. (U.S.)	DL60 13-A
Sealer, acrylic lacquer (non-sanding) --gray-1 gal. (U.S.)	AR60 13-A
Interior primer-interior parts of electron cure coated ABS plastic-16 oz. spray can	D1AZ 19000-A
RUBBING COMPOUNDS	
Acrylic rubbing compound-1 qt. (U.S.) - repl. by AR60 3789-B (10/74)	★AR60 3789-A
Mechanical wheel polishing compound-1 gal. can (U.S.)	AR60 3789-B
Acrylic enamel rubbing compound-3 lb. tin	CD2AZ 3789-A
SPECIALTIES	
Silicone & wax remover -1 gal. (U.S.)	DL60 3721-A
Acrylic lacquer (clear)-1 qt. (U.S.)	AR60 50-C

* For Canadian made acrylic paints only

HALPERT_AUCTIONS

LACQUERS and SYNTHETIC ENAMELS

INTERIOR PAINTS

PASSENGER AREA - LACQUER - 6 OZ. SPRAY CAN

U.S. USAGE

2ND DIGIT TRIM CODE	YEAR	COLOR NAME	PART NUMBER
	65/66	Blue Metallic (medium)	M 4J 4000-S
	67	Blue Metallic (dark)	M 4J 1847-S
B	68/	Blue Metallic (dark)	M 4J 1847-S
B	69/	Blue Metallic (medium)	M 4J 4000-S
C	72	Orange Metallic (medium)	M 4J 4041-S
E	71/	Vermillion Metallic (medium)	M 4J 4009-S
F	70/	Ginger (dark)	M 4J 3606-S
F	70/	Ginger (medium)	M 4J 3605-S
R	71/	Green Metallic (medium)	M 4J 4004-S
T	72	Beige Brown (medium)	M 4J 4025-S
T	72	Beige Brown (light)	M 4J 4028-S
T	72	Beige Brown (dark)	M 4J 4037-S
Y	71/	Gray Gold Metallic (light)	M 4J 4005-S
Z	72	Tobacco Metallic (dark)	M 4J 4018-S

PASSENGER AREA - LACQUER - 15 OZ. SPRAY CAN

U. S. and CANADIAN USAGE

2ND DIGIT TRIM CODE	YEAR	COLOR NAME	PART NUMBER
A	70/	Black	M 4J 1724-P
A	68/	Charcoal Black Metallic	M 4J 2083-P
B	68/	Blue Metallic (Dark)	M 4J 1847-P
B	69/	Blue Metallic (Medium)	M 4J 4000-P
B	71/	Blue Metallic (Medium)	M 4J 4021-P
C	72	Orange Metallic (Medium)	M 4J 4041-P
D	71/	Red Metallic (Dark)	M 4J 4020-P
F	70/	Ginger (Medium)	M 4J 3605-P
F	70/	Ginger (Dark)	M 4J 3606-P
G	72	Avocado (Light)	M 4J 4029-P
R	71/	Green Metallic (Medium)	M 4J 4004-P
R	71/	Green Metallic (Dark)	M 4J 4006-P
R	72	Green (Medium)	M 4J 4032-P
T	72	Beige Brown (Light)	M 4J 4028-P
T	72	Beige Brown (Dark)	M 4J 4037-P
U	72	Tan (Medium)	M 4J 4043-P
W	69/	White	M 4J 3290-P
Z	72	Tobacco Metallic (Dark)	M 4J 4018-P

COPYRIGHT © 1975 — FORD MOTOR COMPANY — DEARBORN, MICHIGAN

HALPERT_AUCTIONS

LACQUERS and SYNTHETIC ENAMELS

INTERIOR PAINTS

PASSENGER AREA - ENAMEL - 1/2 PINT CAN

CANADIAN USAGE

1ST DIGIT TRIM CODE	YEAR	COLOR NAME	PART NUMBER
6	65	Black	M21J 1724-SE

1ST DIGIT TRIM CODE	YEAR	COLOR NAME	PART NUMBER

YEAR	COLOR NAME	PART NUMBER
66/67	Aqua Metallic (Light)	M1J 1830
66	Aqua Metallic (Medium)	M1J 1849
67	Aqua Metallic (Dark)	M1J 1848
67	Beige Metallic (Dark)	M1J 3023
66	Black	M21J 1724-SE
66/67	Blue Metallic (Light)	M1J 1842
67	Blue Metallic (Dark)	M1J 1847
67	Charcoal Black Metallic	M1J 2083

YEAR	COLOR NAME	PART NUMBER
66/67	Ivy Gold Metallic (Light)	M1J 1973
67	Ivy Gold Metallic (Dark)	M1J 2086
67	Parchment (Light)	M1J 2085
66/67	Red Metallic	M1J 1968
67	Red Metallic (Dark)	M1J 2082
67	Saddle (Medium)	M1J 2089
67	Saddle Metallic (Dark)	M1J 2088
67	Silver Metallic (Light)	M1J 1972
67	Silver Metallic (Dark)	M1J 2087

2ND DIGIT TRIM CODE	YEAR	COLOR NAME	PART NUMBER
A	68/	Charcoal Black Metallic	M1J 2083
A	69/	Black	M21J 1724-SE
B	68/69	Blue Metallic (Light)	M1J 1842
B	68/	Blue Metallic (Dark)	M1J 1847
B	70/	Blue Metallic (Medium)	M1J 4000
B	71/	Blue Metallic (Medium)	M1J 4021
D	68/69	Red Metallic (Dark)	M1J 2082
D	70/71	Red Metallic (Dark)	M1J 3602
D	71/	Red Metallic (Dark)	M1J 4020
E	70	Vermilion Metallic	M1J 3604
E	71/	Vermilion Metallic (Medium)	M1J 4009
F	68	Saddle (Medium)	M1J 2089
F	68	Saddle Metallic (Dark)	M1J 2088
F	70/	Ginger (Medium)	M1J 3605
F	70/	Ginger (Dark)	M1J 3606
G	68	Ivy Gold Metallic (Light)	M1J 1973
G	68/69	Ivy Gold Metallic (Dark)	M1J 2086
G	70	Ivy Green Metallic (Dark)	M1J 3610
G	70	Ivy Green Metallic (Medium)	M1J 3608

2ND DIGIT TRIM CODE	YEAR	COLOR NAME	PART NUMBER
K	68/70	Aqua Metallic (Light)	M1J 1830
K	68/69	Aqua Metallic (Dark)	M1J 1848
K	69/70	Aqua Metallic (Medium)	M1J 1849
L	68	Silver Metallic (Light)	M1J 1972
L	68	Silver Metallic (Dark)	M1J 2087
R	71/	Green Metallic (Medium)	M1J 4004
R	71/	Green Metallic (Dark)	M1J 4006
T	72	Beige Brown (Medium)	*M4J 4025-S
T	72	Beige Brown (Light)	*M4J 4028-S
T	72	Beige Brown (Dark)	*M4J 4037-S
U	68	Parchment (Light)	M1J 2085
U	68	Parchment (Medium)	M1J 3023
W	69/	White	M1J 3290
Y	69	Nugget Gold Metallic (Dark)	M1J 3283
Y	70	Nugget Gold Metallic (Medium)	M1J 3356
Y	71/	Gray Gold Metallic (Light)	M1J 4005
Y	71/	Gray Gold Metallic (Medium)	M1J 4008
Z	70/71	Tobacco (Dark)	M1J 3616
Z	72	Tobacco Metallic (Dark)	M1J 4018

• ORGANOSOL VINYL ENAMEL - 1 QUART CAN

U.S. and CANADIAN USAGE

YEAR	COLOR NAME	PART NUMBER
67/69	Blue Metallic (dark)	VO 1847-C
72	Blue Metallic (medium)	VO 4021-C
67/	Charcoal Black Metallic	VO 2083-C
70/	Ginger Metallic	VO 3605-C
71/	Green Metallic (medium)	VO 4004-C
65	Ivy Gold (light)	VO 1886-C

YEAR	COLOR NAME	PART NUMBER
67/69	Ivy Gold Metallic (dark)	VO 2086-C
65	Ivy Gold Metallic (light)	VO 1819-C
65	Palomino (light)	VO 1820-C
65	Turquoise (light)	VO 1885-C
65	Turquoise Metallic (light)	VO 1844-C
69	White	VO 3290-C

LUGGAGE COMPARTMENT AREA - SPATTER PAINT

U.S. USAGE

65/	Light Gray-1 qt. can	SP 1892-C
65/	Light Gray-1 gal.	SP 1892-G

66/	Turquoise-1 qt. can	SP 1950-C
66/	Turquoise-1 gal.	SP 1950-G
70/	Dark Gray	SP 3639-C

TRUNK INTERIORS - SPATTER PAINT

CANADIAN USAGE

65/	Gray/White flecks-1 gal.	CC5AZ 19505-A
65/	Black/White flecks-1 gal.	CC5AZ 19505-C
70/	Dark Gray-1 qt. can (U.S.)	SP 3639-C

67	Turquoise-1 qt. can (U.S.)	SP 1950-C
67	Turquoise-1 gal. (U.S.)	SP 1950-G

* 6 oz. Spray Lacquer only • (Low Bake) - For Resurfacing Interior Textured or Smooth Steel Surface.

HALPERT_AUCTIONS

LACQUERS and SYNTHETIC ENAMELS

EXTERIOR PAINTS

CODE *	YEAR	NAME * SHOWN ON WARRANTY PLATE	U.S. PART NUMBER 3-OZ.	SUFFIX QT.	SUFFIX 6 OZ. SPRAY	CANADA PART NUMBER ALKYD ENAMEL QT. (40 OZ.)	CANADA PART NUMBER ACRYLIC ENAMEL QT. (32 OZ.)
		ACRYLIC ENAMEL					
1 1	70/71 72	Calypso Coral (Bronco)	AE60 1730-A	C	S	M1J 1730	AE60 1730-C
1A	72	Light Gray Metallic	AE60 5100-A	C	S	M1J 5100	AE60 5100-C
1C	72	Black	AE60 1724-A	C	S	M30J 1724-SE	AE60 1724-C
2	67	Yellow				M1J 1633	
2 ▲	69/70 68	Light Ivy Yellow (Mustang)	AE60 3071-A		S	M1J 3071	
2	71	Medium Tan (T/Bird)	AE60 5003-A	C	S	M1J 5003	AE60 5003-C
2	71	Medium Goldenrod Yellow (Bronco)	AE60 3492-A	C	S	M1J 3492	AE60 3492-C
2	71	Medium Bright Yellow (exc. T/Bird & Bronco)	AE60 5080-A	C	S		AE60 5080-C
2	72	Maroon (Bronco)	AE60 3059-A	C	S		AE60 3059-C
2A	72	Calypso Coral	AE60 1730-A	C	S	M1J 1730	AE60 1730-C
2B	72	Bright Red	AE60 3560-A	C	S	M1J 3560	AE60 3560-C
2E	72	Red	AE60 2008-A	C	S	M1J 2008	AE60 2008-C
2G	72	Medium Red Metallic	AE60 5070-A	C	S	M1J 5070	AE60 5070-C
2J	72	Maroon	AE60 3059-A	C	S		AE60 3059-C
3 3	65 69	Vermilion (Mustang)	AE60 1730-A	C	S	M1J 1730	AE60 1730-C
3	70	Vermilion Metallic (Maverick)				M1J 3331	
3	70	Blue Metallic (Ford)				M1J 8821	
3	71	Bright Red (exc. Bronco)	AE60 3560-A	C	S	M1J 3560	AE60 3560-C
3	71/	Medium Bright Aqua (Bronco)	AE60 5006-A	C	S	M1J 5006	AE60 5006-C
3B	72	Light Blue	AE60 3429-A	C	S	M1J 3429	AE60 3429-C
3C	72	Lacquer only-refer to Lacquer Paint group					
3D	72	Medium Blue Metallic	AE60 5087-A	C	S	M1J 5087	AE60 5087-C
3F	72	Grabber Blue	AE60 3657-A	C	S	M1J 3657	AE60 3657-C
3H	72	Dark Blue Metallic	AE60 5088-A	C	S	M1J 5088	AE60 5088-C
3J	72	Bright Blue Metallic	AE60 3077-A	C	S	M1J 3077	AE60 3077-C
3K	72	Bright Blue Metallic	AE60 5210-A	C	S	M1J 5210	AE60 5210-C
4	66/67	Medium Gray Metallic				M1J 1901	
4	69	Medium Emerald Metallic				M1J 3230	
4	71	Bright Lime (exc. Bronco)	AE60 5022-A	C	S	M1J 5022	AE60 5022-C
4	71	Dark Red (Bronco)	AE60 3426	C	S		AE60 3426-C
4A	72	Pastel Lime	AE60 5023-A	C	S	M1J 5023	AE60 5023-C
4B	72	Bright Green Gold Metallic	AE60 5025-A	C	S	M1J 5025	AE60 5025-C
4C	72	Ivy Bronze Metallic	AE60 5072-A	C	S		AE60 5072-C
4D	72	Medium Ivy Bronze Metallic	AE60 5069-A	C	S	M1J 5069	AE60 5069-C
4E	72	Bright Lime	AE60 5022-A	C	S	M1J 5022	AE60 5022-C
4F	72	Medium Lime Metallic	AE60 5021-A	C	S	M1J 5021	AE60 5021-C
4G	72	Lacquer only-refer to Lacquer Paint group					
4P	72	Medium Green Metallic	AE60 3462-A	C	S	M1J 3462	AE60 3462-C
4Q	72	Dark Green Metallic	AE60 3542-A	C	S	M1J 3542	AE60 3542-C
4S	72	Light Green	AE60 5060-A	C	S	M1J 5060	AE60 5060-C
4U	72	Bright Lime Gold Metallic	AE60 5212-A	C	S	M1J 5212	AE60 5212-C
5	68/69	Low Gloss Black (Mustang tutone-hood-cowl-rear deck area)	AE60 1724		GS	M1J 1724-GC	
5	70	Ginger Metallic (exc. Bronco)	AE60 3564-A	C	S	M1J 3564	AE60 3564-C
5	70	Platinum (Bronco)	AE60 921-A	C	S	M30J 921-SE	AE60 921-C
5	71	Medium Ginger Metallic	AE60 3564-AA	CA	SA	M1J 3564-CA	AE60 3564-CA
5A	72	Light Pewter Metallic	AE60 3314-A	C	S	M1J 3314	AE60 3314-C
5C	72	Ginger Bronze Metallic	AE60 5008	C			AE60 5008-C
5D	72	Ginger Bronze Metallic	AE60 5102-A	C	S	M1J 5102	AE60 5102-C
5F	72	Dark Brown Metallic	AE60 5099-A	C	S	M1J 5099	AE60 5099-C

▲ 1968 with warranty plate color code stamped "1969"

COPYRIGHT © 1975 — FORD MOTOR COMPANY — DEARBORN, MICHIGAN

HALPERT_AUCTIONS

LACQUERS and SYNTHETIC ENAMELS

EXTERIOR PAINTS

CODE *	YEAR	NAME * SHOWN ON WARRANTY PLATE	U.S. PART NUMBER 3-OZ.	U.S. SUFFIX QT.	U.S. SUFFIX 6 OZ. SPRAY	CANADA PART NUMBER ALKYD ENAMEL QT. (40 OZ.)	CANADA PART NUMBER ACRYLIC ENAMEL QT. (32 OZ.)
		ACRYLIC ENAMEL - continued					
5G	72	Lacquer only-refer to Lacquer Paint group					
5H	72	Medium Ginger Metallic -Note 1	AE60 3564-AB	CB	SB	M1J 3564-CB	AE60 3564-CB
5H	72	Medium Ginger Metallic-Note 2	AE60 3564-AA	CA	SA	M1J 3564-CA	AE60 3564-CA
5J	72	Medium Ginger Bronze Metallic	AE60 5071-A	C	S	M1J 5071	AE60 5071-C
5L	72	Medium Tan	AE60 5003-A	C	S	M1J 5003	AE60 5003-C
5N	72	Medium Orange Metallic	AE60 5146-A	C	S		AE60 5146-C
6	67/68	Light Beige	AE60 1631-A		S		AE60 1631-C
6	69	(Bronco)					
6	69	Medium Blue Metallic (Mustang)	AE60 3077-A	C	S	M1J 3077	AE60 3077-C
6	70						
6	71	(Exc. Bronco)					
6	71/	Bright Medium Blue (Bronco)	AE60 5004-A	C	S	M1J 5004	AE60 5004-C
6B	72	Light Goldenrod Yellow	AE60 3565-A	C	S	M1J 3565	AE60 3565-C
6C	72	Medium Goldenrod Yellow	AE60 3492-A	C	S	M1J 3492	AE60 3492-C
6D	72	Yellow	AE60 3341-A	C	S	M1J 3341	AE60 3341-C
6E	72	Medium Bright Yellow	AE60 5080-A	C	S		AE60 5080-C
6F	72	Bright Yellow Gold Metallic	AE60 5079-A	C	S	M1J 5079	AE60 5079-C
6G	72	Bright Yellow Gold Metallic	AE60 5086-A	C	S	M1J 5086	AE60 5086-C
6J	72	Medium Gray Gold Metallic	AE60 1736-AA	CA	SA	M1J 1736-CA	AE60 1736-CA
7	67/70	Dark Blue (Bronco)	AE60 2098-A	C	S	M1J 2098	AE60 2098-C
7	70	Medium Peppermint Metallic (Exc. Bronco)	AE60 3312-A				
7	71	Maroon	AE60 3059-A	C	S		AE60 3059-C
8	65/67	Yellow				M1J 1955	
8	69	Light Blue	AE60 3190-A			M1J 3190	
8	70	(Maverick)					
8	70	Light Gold (exc. Maverick)	AE60 3198-A		S	M1J 3198	
8	71						
8	72	Yellow (Bronco)	AE60 3341-A	C	S	M1J 3341	AE60 3341-C
9	69	Yellow				M1J 3217	
9	70	Light Yellow	AE60 3120-A				
9	71	Medium Peppermint Metallic	AE60 3312-A				
9A	72	White	AE60 1619-A	C	S	M1J 1619	AE60 1619-C
9C	72	Cream White	AE60 5289-A	C	S		AE60 5289-C
39	71	Ginger Bronze Metallic	AE60 5008	C			AE60 5008-C
89	70	Lacquer only-refer to Lacquer Paint group					
A	65/71	Black	AE60 1724-A	C	S	M30J 1724-SE	AE60 1724-C
B	65	Black (Canada only)				M30J 1724-SE	
B	67	Light Aqua				M1J 1734	
B	68/69	Maroon	AE60 3059-A	C	S		AE60 3059-C
B	70	(Bronco)					
B	70	Dark Maroon (exc. Bronco)				M1J 3316	
B	71	Maroon Metallic (exc. Bronco)	AE60 3562-A		S		
B	71	Medium Blue Metallic (Bronco)	AE60 5108	C	S		AE60 5108-C
B	72	Light Blue (Bronco)	AE60 3429-A	C	S	M1J 3429	AE60 3429-C
C	65	White (Pace Car)	AR60 1525	C			
C	66	Pure White (Bronco)	AE60 1525-A	C	S		AE60 1525-C
C	72	(Bronco)					
C	67	Dark Gray Metallic (T/Bird)				M1J 1900	
C	69	Dark Ivy Green Metallic	AE60 3197-A				
C	70	(Maverick) "Before 10/1/69"					
C	70	Dark Ivy Green Metallic (exc. Maverick)	AE60 3323-A				
C	70	(Maverick) "From 10/1/69"					
C	71	Dark Green Metallic	AE60 3542-A	C	S	M1J 3542	AE60 3542-C
C9	71	Medium Red Metallic	AE60 5070-A	C	S	M1J 5070	AE60 5070-C

NOTE 1 - Except units built at Los Angeles or San Jose

NOTE 2 - Units built at Los Angeles or San Jose

HALPERT_AUCTIONS

LACQUERS and SYNTHETIC ENAMELS

EXTERIOR PAINTS

CODE *	YEAR	NAME * SHOWN ON WARRANTY PLATE	U.S. PART NUMBER 3-OZ.	SUFFIX QT.	SUFFIX 6 OZ SPRAY	CANADA PART NUMBER ALKYD ENAMEL QT. (40 OZ.)	CANADA PART NUMBER ACRYLIC ENAMEL QT. (32 OZ.)
		ACRYLIC ENAMEL - continued					
D	66/68	Medium Turquoise (Bronco)				M1J 1638	
D	67/68	Bright Blue Metallic (Mustang)	AE60 3077-A	C	S	M1J 3077	AE60 3077-C
D	69	Pastel Gray				M1J 3303	
D	70	Bright Yellow (exc. Bronco)				M1J 3470	
D	71						
D	70	Light Yellow (Bronco)	AE60 3439-A	C	S	M1J 3439	AE60 3439-C
D9	71	Lacquer only-refer to Lacquer Paint group					
E	67/68	Medium Beige Metallic (T/Bird)				M1J 2045	
E	68/69	Light Blue (Bronco)	AE60 1906-A		S	M1J 1906	
E	70						
E	71	(Bronco)					
E	69	Light Aqua (exc. Bronco)	AE60 3191-A			M1J 3191	
E	71	Medium Goldenrod Yellow (exc. Bronco)	AE60 3492-A	C	S	M1J 3492	AE60 3492-C
E9	71	Medium Ivy Bronze Metallic	AE60 5069-A	C	S	M1J 5069	AE60 5069-C
F	65	Light Blue (T/Bird)				M1J 1226	
F	66/67						
F	68/69	Dark Aqua Metallic	AE60 3065-A		S	M1J 3065	
F	70	(Exc. Bronco)					
F	70/71	Light Beige (Bronco)	AE60 3466		S		
F	71	Medium Blue Metallic (Ford)	AE60 5087-A	C	S	M1J 5087	AE60 5087-C
G	65	Silver Smoke Gray Metallic (Canada only)					M2J 1621
G	66/	Chrome Yellow (Bronco)	AE60 1526-A	C	S		AE60 1526-C
H	65	Arcadian Blue (Canada only)				M1J 1226	
H	67/69	Light Green (T/Bird)	AE60 2067-A			M1J 2067	
H	69	Medium Copper Orange (Bronco)				M1J 3218	
H	71	Light Green	AE60 3472-A		S		
I	67/70	Medium Lime Metallic	AE60 2041-A		S	M1J 2041	
I	71	Bright Lime Green	AE60 5001-A		S		
J	65	Red	AE60 1515-A	C	S	M30J 1515-SE	AE60 1515-C
J	66/68	(Bronco)					
J	70	Grabber Blue (exc. T/Bird)	AE60 3657-A	C	S	M1J 3657	AE60 3657-C
J	71						
K	66/67	Dark Blue Metallic	AE60 1903-A		S		
K	69	Dark Orchid Metallic (T/Bird)				M1J 3204	
K	69	Yellow (Bronco)				M1J 3217	
K	70	Yellow Metallic	AE60 3340-A			M1J 3340	
K	71	Dark Slate Gray Metallic (T/Bird)				M1J 3346	
K	71	Medium Ivy Green (Bronco)	AE60 3150-A	C	S	M1J 3150	AE60 3150-C
K	72	Medium Goldenrod Yellow (Bronco)	AE60 3492-A	C	S	M1J 3492	AE60 3492-C
L	66/68	Dark Green (Bronco)	AE60 1237-A	C	S	M30J 1237-SE	AE60 1237-C
L	68	Medium Gray Metallic (T/Bird)				M1J 3060	
L	70	Light Gray Metallic				M1J 3318	
M	65	Twilight Turquoise (Canada only)				M1J 1731	
M	65/71	White	AE60 1619-A	C	S	M1J 1619	AE60 1619-C
M	72	(Bronco)					
N	65	Platinum	AE60 921-A	C	S	M30J 921-SE	AE60 921-C
N	66	(T/Bird)					
N	67/68						
N	69	(T/Bird)					
N	70	(Exc. Bronco)					
N	71						
O	68	Light Green (exc. Bronco)				M1J 2040	
O	70	Burnt Orange Metallic	AE60 3202-A			M1J 3202	
O	71	Light Goldenrod Yellow (exc. Bronco)	AE60 3565-A	C	S	M1J 3565	AE60 3565-C
O	71	Light Green (Bronco)	AE60 3472-A		S		
O	72	Medium Green Metallic (Bronco)	AE60 5187-A	C	S	M1J 5187	AE60 5187-C

COPYRIGHT © 1975 — FORD MOTOR COMPANY — DEARBORN, MICHIGAN

HALPERT_AUCTIONS

LACQUERS and SYNTHETIC ENAMELS

EXTERIOR PAINTS

CODE *	YEAR	NAME * SHOWN ON WARRANTY PLATE	U.S. PART NUMBER 3-OZ.	U.S. SUFFIX QT.	U.S. SUFFIX 6 OZ. SPRAY	CANADA PART NUMBER ALKYD ENAMEL QT. (40 OZ.)	CANADA PART NUMBER ACRYLIC ENAMEL QT. (32 OZ.)
		ACRYLIC ENAMEL - continued					
P	67/68	Pewter Metallic (T/Bird)				M1J 2065	
P	68/70	Medium Ivy Green (Bronco)	AE60 3150-A	C	S	M1J 3150	AE60 3150-C
P	70	Medium Ivy Green Metallic (exc. Bronco)	AE60 3401-A		S		
P	71	Medium Green Metallic	AE60 3462-A	C	S	M1J 3462	AE60 3462-C
Q	65/69	Medium Blue Metallic	AE60 1624-A	C	S		AE60 1624-C
Q	70	(Maverick) "Before 10/1/69"					
Q	70	Medium Blue Metallic (exc. Maverick)	AE60 3319-A				
Q	70	(Maverick) "From 10/1/69"					
Q	72	Light Yellow Green (Bronco)	AE60 5060-A	C	S	M1J 5060	AE60 5060-C
R	65	Rangoon Red (Canada only)				M30J 1515-SE	
R	68	Dark Green Metallic	AE60 3067-A			M1J 3067	
R	69	Light Gold	AE60 3198-A		S	M1J 3198	
R	70/71	Dark Brown Metallic (T/Bird)	AE60 3342-A			M1J 3342	
R	72	Medium Ginger Metallic (Bronco)	AE60 5186-A	C	S	M1J 5186	AE60 5186-C
S	66/67	Vermilion (Bronco)	AE60 1730-A	C	S	M1J 1730	AE60 1730-C
S	69/70	Medium Gold Metallic	AE60 3199-A		S		
▲	68	(Mustang)					
S	71	Medium Gray Gold Metallic (exc. Bronco)	AE60 1736-AA	CA	SA	M1J 1736-CA	AE60 1736-CA
S	71	Lime Gold Metallic (Bronco)	AE60 5109	C	S	M1J 5109	AE60 5109-C
T	65	Light Beige	AE60 1631-A	C	S		
T	66/71	Red	AE60 2008-A	C	S	M1J 2008	AE60 2008-C
T	72	(Bronco)					
U	65/69	Medium Aqua Metallic (exc. Bronco)				M1J 1070	
U	67/69	Medium Green (Bronco)	AE60 2097		S		
V	67	Bronze Metallic				M1J 2066	
V	68	Light Blue				M1J 3062	
V	69	Light Aurora Copper Metallic				M1J 3201	
V	71	Light Pewter Metallic (exc. Bronco)	AE60 3314-A	C	S	M1J 3314	AE60 3314-C
V	71/	Dark Green (Bronco)	AE60 5005-A	C	S	M1J 5005	AE60 5005-C
W	65	White (Canada only)				M1J 1619	
W	67	Medium Aqua Metallic				M1J 1908	
W	68/69	Yellow	AE60 3120-A				
W	70	(Maverick)					
W	70	Yellow (Ford)	AE60 3341-A	C	S	M1J 3341	AE60 3341-C
W	71						
W	72	Medium Blue Metallic (Bronco)	AE60 5108	C	S		AE60 5108-C
X	65/67	Maroon Metallic				M1J 1632	
X	68/69	Dark Blue Metallic	AE60 3061-A				
X	70	Dark Blue				M1J 3063	
X	71	Dark Blue Metallic (exc. Bronco)	AE60 1903-A		S		
X	71	Light Ginger Metallic (Bronco)	AE60 5107		S		
Y	67	Dark Green Metallic	AE60 2039	C		M1J 2039	AE60 2039-C
Y	68	Medium Gold Metallic				M1J 3037	
Y	69/70	Medium Aqua (Bronco)	AE60 3216		S	M1J 3216	
Y	69	Burnt Orange Metallic (exc. Bronco)	AE60 3202-A			M1J 3202	
Y	70	(Maverick)					
Y	71	Dark Blue Metallic (Ford)	AE60 5088-A	C	S	M1J 5088	AE60 5088-C
Y	72	Medium Mallard Green Metallic (Bronco)	AE60 5019		S		
Z	66/67	Medium Sage Gold Metallic				M1J 1915	
Z	68	Signal Flare Red (Bronco)				M1J 2025	
Z	68/69	Dark Gray Metallic (T/Bird)				M1J 2044	
Z	70	Dark Slate Gray Metallic (T/Bird)				M1J 3346	
Z	71	Grabber Green Metallic	AE60 5002-A		S		
Z	72	Light Copper Metallic (Bronco)	AE60 5035-A	C	S	M1J 5035	AE60 5035-C

▲ 1968 with warranty plate color code stamped "1969"

HALPERT_AUCTIONS

LACQUERS and SYNTHETIC ENAMELS

EXTERIOR PAINTS

CODE *	YEAR	NAME * SHOWN ON WARRANTY PLATE	U.S. PART NUMBER QUART (32 OZ.)	CANADA PART NUMBER QUART (40 OZ.)	CANADA PART NUMBER SPRAY BOMB (6 OZ.)
		ACRYLIC REPAIR - LACQUER			
1 1	70/71 72	Calypso Coral (Bronco)	AR60 1730-C		CC5ZZ 19500-A
1A	72	Light Gray Metallic	AR60 5100-C		CD2AZ 19500-J
1C	72	Black	AR60 1724-C		CC6AZ 19500-A
2 ▲	69/70 68	Light Ivy Yellow (Mustang)			CC9AZ 19500-B
2	71	Medium Tan (T/Bird)	AR60 5003-C		CD1AZ 19500-N
2	71	Medium Goldenrod Yellow (Bronco)	AR60 3492-C		CD1AZ 19500-M
2	71	Medium Bright Yellow (exc. T/Bird & Bronco)	AR60 5080-C		CD2AZ 19500-E
2	72	Maroon (Bronco)	AR60 3059-C		CC8AZ 19500-F
2A	72	Calypso Coral	AR60 1730-C		CC5ZZ 19500-A
2B	72	Bright Red	AR60 3560-C		CD1AZ 19500-A
2E	72	Red	AR60 2008-C		CC6AZ 19500-C
2G	72	Medium Red Metallic	AR60 5070-C	@AR60 5070-C	
2J	72	Maroon	AR60 3059-C		CC8AZ 19500-F
3	69	Vermilion (Mustang)	AR60 1730-C		CC5ZZ 19500-A
3	70	Vermilion Metallic (Maverick)			CD0AZ 19500-B
3	71	Bright Red (exc. Bronco)	AR60 3560-C		CD1AZ 19500-A
3	71/	Medium Bright Aqua (Bronco)	AR60 5006-C		
3B	72	Light Blue	AR60 3429-C		CD2AZ 19500-A
3C	72	Medium Blue Metallic	AR60 5007-C	@AR60 5007-C	
3D	72	Medium Blue Metallic	AR60 5087-C		CD2AZ 19500-F
3F	72	Grabber Blue	AR60 3657-C		CD0AZ 19500-Y
3H	72	Dark Blue Metallic	AR60 5088-C		CD2AZ 19500-G
3J	72	Bright Blue Metallic	AR60 3077-C		CC7AZ 19500-G
3K	72	Bright Blue Metallic	AR60 5210-C	@AR60 5210-C	CD3AZ 19500-E
4	66/67	Medium Silver Metallic			CC6AZ 19500-P
4	69	Medium Emerald Metallic			CC9AZ 19500-N
4	71	Bright Lime (exc. Bronco)	AR60 5022-C		CD1AZ 19500-U
4A	72	Pastel Lime	AR60 5023-C		
4B	72	Bright Green Gold Metallic	AR60 5025-C		CD2AZ 19500-D
4C	72	Ivy Bronze Metallic	AR60 5072-C	@AR60 5072-C	CD2AZ 19500-M
4D	72	Medium Ivy Bronze Metallic	AR60 5069-C	@AR60 5069-C	
4E	72	Bright Lime	AR60 5022-C		CD1AZ 19500-U
4F	72	Medium Lime Metallic	AR60 5021-C		CD2AZ 19500-B
4P	72	Medium Green Metallic	AR60 3462-C		CD1AZ 19500-E
4Q	72	Dark Green Metallic	AR60 3542-C		CD1AZ 19500-F
4S	72	Light Green	AR60 5060-C		
4U	72	Bright Lime Gold Metallic	AR60 5212-C	@AR60 5212-C	
5	70	Ginger Metallic (exc. Bronco)	AR60 3564-C		CD0AZ 19500-W
5	70	Platinum (Bronco)	AR60 921-C		CC8AZ 19500-A
5	71	Medium Ginger Metallic	AR60 3564-CA		CD1AZ 19500-S
5A	72	Light Pewter Metallic	AR60 3314-C		CD1AZ 19500-P
5C	72	Ginger Bronze Metallic	AR60 5008-C	@AR60 5008-C	
5D	72	Ginger Bronze Metallic	AR60 5102-C	@AR60 5102-C	
5F	72	Dark Brown Metallic	AR60 5099-C		CD2AZ 19500-H
5G	72	Light Copper Metallic	AR60 5105-C	@AR60 5105-C	
5H	72	Medium Ginger Metallic-Note 1	AR60 3564-CB		CD2AZ 19500-N
5H	72	Medium Ginger Metallic-Note 2	AR60 3564-CA		CD1AZ 19500-S
5J	72	Medium Ginger Bronze Metallic	AR60 5071-C	@AR60 5071-C	CD2AZ 19500-K
5L	72	Medium Tan	AR60 5003-C		CD1AZ 19500-N
5N	72	Medium Orange Metallic	AR60 5146-C		

▲ 1968 with warranty plate color code stamped "1969"

@ U. S. quart (32 oz.)

NOTE 1 - Except units built at Los Angeles or San Jose

NOTE 2 - Units built at Los Angeles or San Jose

COPYRIGHT © 1975 — FORD MOTOR COMPANY — DEARBORN, MICHIGAN

FINAL ISSUE

LACQUERS and SYNTHETIC ENAMELS

EXTERIOR PAINTS

CODE *	YEAR	NAME * SHOWN ON WARRANTY PLATE	U.S. PART NUMBER QUART (32 OZ.)		CANADA PART NUMBER QUART (40 OZ.)	CANADA PART NUMBER SPRAY BOMB (6 OZ.)
		ACRYLIC REPAIR - LACQUER - continued				
6	67/68	Light Beige				CC7AZ 19500-D
6	69	(Bronco)				
6	69	Medium Blue Metallic (Mustang)	AR60 3077-C			CC7AZ 19500-G
6	70					
6	71	(Exc. Bronco)				
6	71/	Bright Medium Blue (Bronco)	AR60 5004-C			
6B	72	Light Goldenrod Yellow	AR60 3565-C			CD1AZ 19500-L
6C	72	Medium Goldenrod Yellow	AR60 3492-C			CD1AZ 19500-M
6D	72	Yellow	AR60 3341-C			CD0AZ 19500-K
6E	72	Medium Bright Yellow	AR60 5080-C			CD2AZ 19500-E
6F	72	Bright Yellow Gold Metallic	AR60 5079-C		@AR60 5079-C	CD2AZ 19500-L
6G	72	Bright Yellow Gold Metallic	AR60 5086-C		@AR60 5086-C	
6J	72	Medium Gray Gold Metallic	AR60 1736-CA			CD1AZ 19500-K
7	67/70	Dark Blue (Bronco)	AR60 2098-C			
7	70	Medium Peppermint Metallic (exc. Bronco)				CD0AZ 19500-A
7	71	Maroon	AR60 3059-C			CC8AZ 19500-F
8	65/67	Yellow				CC6AZ 19500-Q
8	69	Light Blue				CC9AZ 19500-C
8	70	(Maverick)				
8	70	Light Gold (exc. Maverick)				CC9AZ 19500-G
8	71					
8	72	Yellow (Bronco)	AR60 3341-C			CD0AZ 19500-K
9	70	Yellow				CC8AZ 19500-Q
9	71	Medium Peppermint Metallic				CD0AZ 19500-A
9A	72	White	AR60 1619-C			CC6AZ 19500-B
9C	72	Cream White	AR60 5289-C			
39	71	Medium Ginger Bronze Metallic	AR60 5008-C		@AR60 5008-C	
		Ginger Metallic "From 4/21/70" beginning with serial No. 126239	NOTE 1		NOTE 1	
A	65/71	Black	AR60 1724-C			CC6AZ 19500-A
B	67	Light Aqua				
B	68/69	Maroon	AR60 3059-C			CC8AZ 19500-F
B	70	(Bronco)				
B	70	Dark Maroon (exc. Bronco)				CD0AZ 19500-D
B	71	Maroon Metallic (exc. Bronco)				CD1AZ 19500-B
B	71	Medium Blue Metallic (Bronco)				
B	72	Light Blue	AR60 3429-C			CD2AZ 19500-A
C	65	White (Pace Car)	AR60 1525-C			
C	66	(Bronco)				
C	72	(Bronco)				
C	69	Dark Ivy Green Metallic				CC9AZ 19500-F
C	70	(Maverick) "Before 10/1/69"				
C	70	Dark Ivy Green Metallic (exc. Maverick)				CD0AZ 19500-R
C	70	(Maverick) "From 10/1/69"				
C	71	Dark Green Metallic	AR60 3542-C			CD1AZ 19500-F
C9	71	Medium Red Metallic	AR60 5070-C		@AR60 5070-C	
D	65	Ivy Green (Canada only)				CC5AZ 19500-G
D	67/68	Bright Blue Metallic (Mustang)	AR60 3077-C			CC7AZ 19500-G
D	69	Pastel Gray				CC9AZ 19500-P
D	70	Bright Yellow (exc. Bronco)	AR60 3470-C			CD0AZ 19500-L
D	71					

NOTE 1 - Refinishing materials and instructions may be obtained in kit form from Ford Motor Co. Industrial & Chemical Products Division Automotive Paint Sales Department Paint Operations, 400 Groesbeck Highway P.O. Box 128 Mt. Clemens, Mich. 48043

@ U. S. quart (32 oz.)

HALPERT_AUCTIONS

LACQUERS and SYNTHETIC ENAMELS

EXTERIOR PAINTS

CODE *	YEAR	NAME * SHOWN ON WARRANTY PLATE	U.S. PART NUMBER QUART (32 OZ.)		CANADA PART NUMBER QUART (40 OZ.)	CANADA PART NUMBER SPRAY BOMB (6 OZ.)
		ACRYLIC REPAIR - LACQUER - continued				
D	70	Light Yellow (Bronco)	AR60 3439-C			
D9	71	Medium Blue Metallic	AR60 5007-C		@AR60 5007-C	
E	65	Prairie Bronze (Canada only)				CC4AZ 19500-P
E	65	Vermilion	AR60 1730-C			CC5ZZ 19500-A
E	69	Light Aqua (exc. Bronco)				CC9AZ 19500-D
E	71	Medium Goldenrod Yellow (exc. Bronco)	AR60 3492-C			CD1AZ 19500-M
E9	71	Medium Ivy Bronze Metallic	AR60 5069-C		@AR60 5069-C	
F	65/67	Light Blue				CC6AZ 19500-H
F	68/69	Dark Aqua Metallic				CC8AZ 19500-K
F	70	(Exc. Bronco)				
F	70/71	Light Beige (Bronco)				CD0AZ 19500-T
F	71	Medium Bright Aqua Metallic (T/Bird)				CD1AZ 19500-C
F	71	Medium Blue Metallic (Ford)	AR60 5087-C			CD2AZ 19500-F
G	65	Silver Smoke Gray Metallic (Canada only)				CC4AZ 19500-B
G	66/	Chrome Yellow (Bronco)	AR60 1526-C			
G	69	Medium Orchid Metallic (T/Bird)				CC9AZ 19500-L
G	70	Medium Avocado Metallic (exc. Bronco)				CD0AZ 19500-Q
G	71	Dark Vintage Green (T/Bird)				CD1AZ 19500-H
H	65	Arcadian Blue (Canada only)				CC5AZ 19500-D
H	66	Light Beige				CC6AZ 19500-R
H	67/69	Light Green (T/Bird)				CC8AZ 19500-E
H	69	Medium Copper Orange (Bronco)				
H	71	Light Green				CD1AZ 19500-D
I	67/70	Medium Lime Metallic				CC7AZ 19500-K
I	71	Bright Lime Green				CD1AZ 19500-J
J	65	Caspian Blue (Canada only)				CC5AZ 19500-B
J	65	Red	AR60 1515-C			CC2AZ 19500-L
J	66/68	(Bronco)				
J	68/69	Dark Aqua Metallic (T/Bird)				CC8AZ 19500-P
J	70	Bright Blue Metallic (Astra) (T/Bird)				CD0AZ 19500-H
J	70	Grabber Blue (exc. T/Bird)	AR60 3657-C			CD0AZ 19500-Y
J	71					
K	66/67	Dark Blue Metallic				CC6AZ 19500-F
K	69	Dark Orchid Metallic (T/Bird)				CC9AZ 19500-M
K	70	Yellow Metallic				CD0AZ 19500-C
K	71	Dark Slate Gray Metallic (T/Bird)				CD0AZ 19500-F
K	71	Medium Ivy Green (Bronco)	AR60 3150-C			
K	72	Medium Goldenrod Yellow (Bronco)	AR60 3492-C			CD1AZ 19500-M
L	65	Silver Blue (Canada only)				CC5AZ 19500-C
L	66/68	Dark Green (Bronco)	AR60 1237-C			CC3AZ 19500-C
L	68	Medium Gray Metallic (T/Bird)				CC8AZ 19500-G
L	70	Light Gray Metallic				CD0AZ 19500-E
M	65	Twilight Turquoise (Canada only)				CC5AZ 19500-E
M	65/71	White	AR60 1619-C			CC6AZ 19500-B
M	72	(Bronco)				
N	65	Platinum	AR60 921-C			CC8AZ 19500-A
N	66	(T/Bird)				
N	67/68					
N	69	(T/Bird)				
N	70	(Exc. Bronco)				
N	71					
O	70	Burnt Orange Metallic				CC9AZ 19500-K
O	71	Light Green (Bronco)				CD1AZ 19500-D
O	71	Light Goldenrod Yellow (exc. Bronco)	AR60 3565-C			CD1AZ 19500-L
O	72	Medium Green Metallic (Bronco)	AR60 5187-C			

@ U. S. quart (32 oz.)

May, 1975

COPYRIGHT © 1975 — FORD MOTOR COMPANY — DEARBORN, MICHIGAN

FINAL ISSUE

HALPERT_AUCTIONS

LACQUERS and SYNTHETIC ENAMELS

EXTERIOR PAINTS

CODE *	YEAR	NAME * SHOWN ON WARRANTY PLATE	U.S. PART NUMBER QUART (32 OZ.)	CANADA		PART NUMBER SPRAY BOMB (6 OZ.)
		ACRYLIC REPAIR - LACQUER - continued				
P	65	Champagne Beige (Canada only)				CC5AZ 19500-F
P	66	Medium Palomino Metallic				CC6AZ 19500-J
P	68/70	Medium Ivy Green (Bronco)	AR60 3150-C			
P ▲	69 68	Medium Blue Metallic (Mustang) (Mustang)				CC9AZ 19500-A
P	70	Medium Ivy Green Metallic (exc. Bronco)	AR60 3401-C			CD0AZ 19500-P
P	71	Medium Green Metallic	AR60 3462-C			CD1AZ 19500-E
Q Q	66/69 70	Medium Blue Metallic (Maverick) "Before 10/1/69"				CC7AZ 19500-J
Q Q	70 70	Medium Blue Metallic (exc. Maverick) (Maverick) "From 10/1/69"				CD0AZ 19500-G
Q	71	Medium Blue Metallic				CD1AZ 19500-R
Q	72	Light Yellow Green (Bronco)	AR60 5060-C			
R	65	Rangoon Red (Canada only)				CC2AZ 19500-L
R	65/67	Dark Ivy Green Metallic				CC6AZ 19500-M
R	69	Light Gold				CC9AZ 19500-G
R	70/71	Dark Brown Metallic (T/Bird)				CD0AZ 19500-V
R	71	Bright Blue Metallic (Astra) (Bronco)				CD0AZ 19500-H
R	72	Medium Ginger Metallic (Bronco)	AR60 5186-C			
S	65	Vintage Burgundy (Canada only)				CC4AZ 19500-H
S	66/67	Vermilion (Bronco)	AR60 1730-C			CC5ZZ 19500-A
S ▲	69/70 68	Medium Gold Metallic (Mustang)				CC9AZ 19500-H
S	71	Medium Gray Gold Metallic (exc. Bronco)	AR60 1736-CA			CD1AZ 19500-K
T	65	Dynasty Green (Canada only)				CC4AZ 19500-E
T T	66/71 72	Red (Bronco)	AR60 2008-C			CC6AZ 19500-C
U	65	Honey Gold (Canada only)				CC5AZ 19500-H
U	65/69	Medium Aqua Metallic (exc. Bronco)				CC6AZ 19500-L
U	70	Grabber Orange				CD0AZ 19500-AA
V	65/66	Emberglo Metallic				CC6AZ 19500-E
V	67	Bronze Metallic				CC7AZ 19500-E
V	69	Light Aurora Copper Metallic				CC9AZ 19500-J
V	71	Light Pewter Metallic (exc. Bronco)	AR60 3314-C			CD1AZ 19500-P
V	71/	Dark Green (Bronco)	AR60 5005-C			
W	65	White (Canada only)				CC4AZ 19500-A
W W	68/69 70	Yellow (Maverick)				CC8AZ 19500-Q
W W	70 71	Yellow (exc. Maverick)	AR60 3341-C			CD0AZ 19500-K
X	65/67	Maroon Metallic				CC6AZ 19500-D
X	68/69	Dark Blue Metallic				CC8AZ 19500-H
X	70	Dark Blue				CD0AZ 19500-J
X	71	Dark Blue Metallic (exc. Bronco)				CC6AZ 19500-F
Y	65/66	Light Blue Metallic				CC6AZ 19500-G
Y Y	69 70	Burnt Orange Metallic (exc. Bronco) (Maverick)				CC9AZ 19500-K
Y	70	Chestnut Metallic (T/Bird, Mustang)				CD0AZ 19500-X
Y	71	Bright Blue Metallic (Astra) (T/Bird)				CD0AZ 19500-H
Y	71	Dark Blue Metallic (Ford)	AR60 5088-C			CD2AZ 19500-G
Y	72	Medium Mallard Green Metallic (Bronco)	AR60 5019-C			

▲ 1968 with warranty plate color code stamped "1969"

HALPERT_AUCTIONS

LACQUERS and SYNTHETIC ENAMELS

EXTERIOR PAINTS

CODE *	YEAR	NAME * SHOWN ON WARRANTY PLATE	U.S. PART NUMBER QUART (32 OZ.)	CANADA		PART NUMBER SPRAY BOMB (6 OZ.)
		ACRYLIC REPAIR - LACQUER - continued				
Z	66/67	Medium Sage Gold Metallic				CC6AZ 19500-N
Z	68	Signal Flare Red (Bronco)	AR60 2025-C			
Z	68/69	Dark Gray Metallic (T/Bird)				CC8AZ 19500-B
Z	70	Dark Slate Gray Metallic (T/Bird)				CD0AZ 19500-F
Z	70	Grabber Green (exc. T/Bird)				CD0AZ 19500-Z
Z	71	Grabber Green Metallic				CD1AZ 19500-G
Z	72	Light Copper Metallic	AR60 5035-C			

KIT - TOUCH UP COMPOUND
U.S. and CANADIAN USAGE

CODE *	YEAR	NAME * SHOWN ON WARRANTY PLATE	PART NUMBER
♦	71/72	Station Wagon Rail Tan	TUP 50-AA
♦	70/	Wood Grain Brown Decal	TUP 1230-AA
1	70	Calypso Coral	TUP 1730-AA
1	72	(Bronco)	
1A	72	Light Gray Metallic	TUP 5100-AA
1C	72	Black	TUP 1724-AA
2	71	Medium Tan (T/Bird)	TUP 5003-AA
2	71	Medium Bright Yellow (exc. T/Bird & Bronco)	TUP 5080-AA
2	72	Maroon (Bronco)	TUP 3059-AA
2A	72	Calypso Coral	TUP 1730-AA
2B	72	Bright Red	TUP 3560-AA
2E	72	Red	TUP 2008-AA
2J	72	Maroon	TUP 3059-AA
3	71	Bright Red (exc. Bronco)	TUP 3560-AA
3B	72	Light Blue	TUP 3429-AA
3D	72	Medium Blue Metallic	TUP 5087-AA
3F	72	Grabber Blue	TUP 3657-AA
3H	72	Dark Blue Metallic	TUP 5088-AA
3J	72	Bright Blue Metallic	TUP 3077-AA
3K	72	Bright Blue Metallic	TUP 5210-AA
4	71	Bright Lime (exc. Bronco)	TUP 5022-AA
4A	72	Pastel Lime	TUP 5023-AA
4B	72	Bright Green Gold Metallic	TUP 5025-AA
4C	72	Ivy Bronze Metallic	TUP 5072-AA
4D	72	Medium Ivy Bronze Metallic	TUP 5069-AA
4E	72	Bright Lime	TUP 5022-AA
4F	72	Medium Lime Metallic	TUP 5021-AA
4P	72	Medium Green Metallic	TUP 3462-AA
4Q	72	Dark Green Metallic	TUP 3542-AA
4S	72	Light Green	TUP 5060-AA
4U	72	Bright Lime Gold Metallic	TUP 5212-AA
5	70	Ginger Metallic (exc. Bronco)	TUP 3564-AA
5	71		
5A	72	Light Pewter Metallic	TUP 3314-AA
5D	72	Ginger Bronze Metallic	TUP 5102-AA
5F	72	Dark Brown Metallic	TUP 5099-AA
5H	72	Ginger Metallic	TUP 3564-AB
5J	72	Medium Ginger Bronze Metallic	TUP 5071-AA
5L	72	Tan	TUP 5003-AA
6	70	Medium Bright Blue Metallic	TUP 3077-AA
6	71	(Except Bronco)	
6B	72	Light Goldenrod Yellow	TUP 3565-AA
6C	72	Medium Goldenrod Yellow	TUP 3492-AA
6D	72	Yellow	TUP 3341-AA
6E	72	Medium Bright Yellow	TUP 5080-AA
6F	72	Bright Yellow Gold Metallic	TUP 5079-AA
6G	72	Bright Yellow Gold Metallic	TUP 5086-AA
6J	72	Gray Gold Metallic	TUP 1736-AA
7	71	Maroon	TUP 3059-AA
8	70	Light Gold (exc. Maverick)	TUP 3198-A
8	71		
8	72	Yellow (Bronco)	TUP 3341-AA
9A	72	White	TUP 1619-AA
9C	72	Cream White	TUP 5289-AA
A	70/71	Black	TUP 1724-AA
B	72	Light Blue (Bronco)	TUP 3429-AA
C	71	Dark Green Metallic	TUP 3542-AA
E	71	Medium Goldenrod Yellow- (exc. Bronco)	TUP 3492-AA
E9	71	Medium Ivy Bronze Metallic	TUP 5069-AA
F	71	Medium Blue Metallic (Ford)	TUP 5087-AA
H	71	Light Green	TUP 3472-A
J	71	Grabber Blue	TUP 3657-AA
K	72	Medium Goldenrod Yellow- (Bronco)	TUP 3492-AA
M	70/71	White	TUP 1619-AA
M	72	(Bronco)	
N	70	Platinum (exc. Bronco)	TUP 921-AA
N	71		
O	71	Light Goldenrod Yellow- (exc. Bronco)	TUP 3565-AA
P	71	Medium Green Metallic	TUP 3462-AA
S	71	Medium Gray Gold Metallic	TUP 1736-AA
T	70/71	Red	TUP 2008-AA
T	72	(Bronco)	
V	71	Light Pewter Metallic- (exc. Bronco)	TUP 3314-AA
W	70	Yellow (Ford)	TUP 3341-AA
W	71		
Y	71	Dark Blue Metallic (Ford)	TUP 5088-AA

♦ Station Wagons - Simulated Wood Grain - Exterior

COPYRIGHT © 1975 — FORD MOTOR COMPANY — DEARBORN, MICHIGAN

HALPERT_AUCTIONS

LACQUERS and SYNTHETIC ENAMELS

EXTERIOR PAINTS

ELASTOMERIC PAINT - 8 OZ. CAN
U.S. and CANADIAN USAGE
FOR THE REPAIR OF BUMPERS and OTHER URETHANE PARTS

CODE *	YEAR	NAME * SHOWN ON WARRANTY PLATE	PART NUMBER
	71/	Primer (air dry)--16 oz. can	EBP M18P5-A
	71/	Thinner--32 oz. can	EBP 1618-B
	71/	Clear (topcoat)--16 oz. can	EBP 1618-A
2	71	Medium Bright Yellow	EBP 5080-B
2B	72	Bright Red	EBP 3560-B
2J	72	Maroon	EBP 3059-B
3	71	Bright Red	EBP 3560-B
3B	72	Light Blue	EBP 3429-B
3J	72	Bright Blue Metallic	EBP 3077-B
4E	72	Bright Lime	EBP 5022-B
4P	72	Medium Green Metallic	EBP 3462-B
4Q	72	Dark Green Metallic	EBP 3542-B
5	71	Ginger Metallic	EBP 3564-B
5A	72	Pewter Metallic	EBP 3314-B
5H	72	Ginger Metallic	EBP 3564-B
6	71	Bright Blue Metallic	EBP 3077-B
6C	72	Medium Goldenrod	EBP 3492-B
6E	72	Medium Bright Yellow	EBP 5080-B
6F	72	Bright Yellow Gold Metallic	EBP 5079-B
7	71	Maroon	EBP 3059-B
9A	72	White	EBP 1619-B
A	71	Black	EBP 1724-B
C	71	Dark Green Metallic	EBP 3542-B
E	71	Medium Goldenrod	EBP 3492-B
M	71	White	EBP 1619-B
N	71	Platinum	EBP 921-B
P	71	Medium Green Metallic	EBP 3462-B
V	71	Pewter Metallic	EBP 3314-B

ACRYLIC REPAIR MATERIAL - LOW GLOSS- 1 QUART CAN
U.S. and CANADIAN USAGE

CODE *	YEAR	NAME * SHOWN ON WARRANTY PLATE	PART NUMBER
	70/	Black (textured)	AR60 3254-HC
	72	Black	AR60 1724-HC
	71	Silver (textured)	AR60 1437-CC

STRIPING LACQUER - 1 PINT CAN
U.S. and CANADIAN USAGE

CODE *	YEAR	NAME * SHOWN ON WARRANTY PLATE	PART NUMBER
	69/	Black	SL 1724-A
	71	Blue (medium)	SL 3661-A
	72	Blue	SL 3657-A
	72	Brown (dark)	SL 5064-A
	69/	Gold	SL 3210-A
	71 72	Lime (T/Bird)	SL 3206-A
	72	Lime (Mustang)	SL 5110-A
	72	Orange	SL 5204-A
	69/	Red	SL 2025-A
	69/	Silver	SL 1901-A
	69/	White	SL 1619-A
	72	Yellow	SL 5080-A

ACRYLIC LACQUER TINTS - 1 GALLON CAN
CANADIAN USAGE

CODE *	YEAR	NAME * SHOWN ON WARRANTY PLATE	PART NUMBER
	72	Extra Coarse Metallic	CD2AZ 19503-G
	72	Gold Toner	CD2AZ 19503-D
	72	Tangerine	CD2AZ 19503-E

ALKYD ENAMEL TINTS - 1 QUART CAN
CANADIAN USAGE

CODE *	YEAR	NAME * SHOWN ON WARRANTY PLATE	PART NUMBER
	72	Aluminum (high sparkle)	CD2AZ 19503-H

HALPERT_AUCTIONS

APPEARANCE & MAINTENANCE MATERIALS
U.S. USAGE

PART NUMBER	DESCRIPTION
PAINTS and REFINISHING MATERIALS	
C5AZ 19000-C	Argent (Lacquer)-15 oz. net wgt. -spray can
D1ZZ 19A223-A	Elastomeric bumper repair kit-(1) 1 oz. tube clear resin, (1) 2 oz. tube black catalyst, (1) 1 oz. tube filler, (1) tongue depressor and instruction sheet
★C0AZ 19B542-A	Cream(polyfiller hardener)-1 pkg.of(6)-1 1/4 oz. tubes-supplemental supply-used with C0AZ 19A547-A or B- poly filler body repair material -replaced by D2AZ 19B542-A (10/74)
C3AZ 19B542-A	Putty (dark gray)-1 lb. tube
D2AZ 19B542-A	Cream hardener for polyfiller-use with D2AZ 19A547-A kit-polyfiller body repair-1 oz. supplemental supply--(12) 1 oz. tubes
D4AZ 19B542-A	Fiberglas repair kit (structural)
D2AZ 19A547-A	Kit-polyfiller body repair (3 lb.)-consists of (1) 3 lb. container polyfiller (1) D2AZ 19B542-A cream hardener-1 oz. tube--(12) kits
D2AZ 19A547-B	Kit-polyfiller body repair (12 lb.)-consists of (1) 12 lb. container polyfiller (1) 4 oz. tube cream hardener--(4) kits
C5AZ 19E548-A	Tinting assort.(12)-1 pint cans of Acrylic enamel repair-tinting colors
C7AZ 19E548-A	Tinting assort.(12)-1 pint cans of Acrylic Lacquer-tinting colors
C9AZ 19627-A	Tape (automotive masking)-(48) 3/4" wide-60 yd. rolls
C9AZ 19627-C	Tape (automotive masking)-(24) 2" wide-60 yd. rolls
CLEANERS, WAXES and POLISHES	
B7A 19520-A	Tar & road oil remover-(12) 1 pint cans
B7A 19521-A	Spot remover (chlorothene cleaner)-(12) 1 pint cans
D4AZ 19521-B	Cleaner (leather and vinyl)-1 gal. plastic bottle
D4AZ 19521-C	Spot remover (chlorothene cleaner)-1 gal. can
8A 19522	Bright metal cleaner-(12) 1 pint cans
B8A 19523-A	Cleaner (multi-purpose)-(6) 1 qt. plastic bottles-concentrate
B8A 19523-B	Cleaner (multi-purpose)-(6) 1 gal. plastic bottles-concentrate
B8A 19523-C	Cleaner (all purpose)-55 gal. drum-concentrate
C9AZ 19523-A	Wash & wax concentrate-(4) 1 gal. plastic containers
D4AZ 19523-A	Upholstery cleaner (multi-purpose)-foam type--5 gal. drum
C0AZ 19526-A	Triple clean-for leathers, vinyls carpet and fabric upholsteries-(12) 12 oz. bottles with brush
C9AZ 19526-A	Spot lifter-automotive fabric-(12) 8 oz. aerosol spray cans
B7A 19528-A	Porcelainize liquid-8 oz. bottles

continued

PART NUMBER	DESCRIPTION
CLEANERS, WAXES and POLISHES	
8A 19529-B	Porcelainize (wash cream)-8 oz. bottle
B7A 19530-A	Silicone body polish-(12) 16 oz. cans
B7A 19530-B	Custom silicone gloss (new car prep.)-(2) 1 gal. cans
B4A 19534-A	Custom auto wax-(12) 8 oz. cans
B8A 19534-A	Custom auto wax-(6) 1 lb. cans
C8AZ 19F535-A	Ford vinyl hardtop cleaner & reconditioner-(12) 16 oz. bottles
C8AZ 19F535-B	Ford vinyl hardtop cleaner & reconditioner-1 gal. bottle
CLEAR VISION AIDS	
★C1AZ 19C507-B	Cleaner (Convertible rear window)-12 oz. plastic bottle-not replaced (5/74)
C8AZ 19C507-A	Cleaner (automotive glass)-(12)-23 oz. aerosol cans
D3AZ 19C544-B	De-icer (window)-(12) 14 oz. aerosol cans w/wide track scraper
C9AZ 19550-A	Ford ultra clear windshield washer-solution (12) 16 oz. cans
C9AZ 19550-B	Ford ultra clear windshield washer solution-(12) 32 oz. cans
COOLING SYSTEM AIDS	
D3AZ 19A503-A	Cooling system fast flush-(12) 12 oz. cans
8A 19546-C	Radiator rust inhibitor & water pump lubricant-(12) 1 pint cans
8A 19549-A	Ford cooling system fluid (permanent anti-freeze)-(6) 1 gal. cans
8A 19549-B	Ford cooling system fluid (permanent anti-freeze)-(24) 1 qt. cans
C2AZ 19549-C	Ford cooling system fluid (permanent anti-freeze)-55 gal. drum
C9AZ 19558-A	Protector pellets (cooling system)-carton of 24 pellets
MOTOR OILS and LUBRICANTS	
C4AZ 19D530-A	Lubricant (distributor cam)-1 1/2 oz. tube
C6AZ 19542-A	Brake & hydraulic clutch fluid (extra heavy duty)-(24) 16 oz. cans for vehicles with disc or drum brakes
C6AZ 19542-B	Brake & hydraulic clutch fluid (extra heavy duty)-(12) 1 qt. cans for vehicles with disc or drum brakes

continued

COPYRIGHT © 1975 — FORD MOTOR COMPANY — DEARBORN, MICHIGAN

HALPERT_AUCTIONS

APPEARANCE & MAINTENANCE MATERIALS

U.S. USAGE

PART NUMBER	DESCRIPTION
	MOTOR OILS and LUBRICANTS
C8AZ 19B546-A	Additive friction modifier-(hypoid gear)-4 ox. plastic bottle-(for Bronco models w/front driving axles & rear axles w/Dana Power Lock
C3RZ 19C547-B	Lubricant (std., 3 & 4 speed trans. extreme pressure-S. A. E 80)-5 gal. pail
C0AZ 19553-A	Silicone lubricant (jell type)-8 oz. tube
C0AZ 19553-C	Silicone lubricant-16 oz. aerosol spray can
C5AZ 19577-A	Fluid (speed control device)-1. 55 oz. container
C3AZ 19578-A	Steering gear lubricant (life time)-(4) 14 1/2 oz. cartridge
B7A 19579-C	Crankcase conditioner & rust inhibitor-(12) 16 oz. cans
D2AZ 19579-A	Oil conditioner-(12) 16 oz. cans
C5AZ 19579-A	◊Motor oil-10W-20W-30 (1 qt. can)
D3AZ 19579-C	◊Motor oil-10W-20W-30 (55 gal. drum)
C5AZ 19579-N	◊Motor oil-10W-20W-30 (1 gal. can)
C5AZ 19579-D	◊Motor oil-5W-10W-30 (1 qt. can)
D3AZ 19579-F	◊Motor oil-5W-10W-30 (55 gal. drum)
C5AZ 19579-P	◊Motor oil-5W-10W-30 (1 gal. can)
C5AZ 19579-G	◊ Motor oil-20W-40 (1 qt. can)
D3AZ 19579-J	◊Motor oil-20W-40 (55 gal. drum)
C5AZ 19579-R	◊ Motor oil-20W-40 (1 gal. can)
D3AZ 19579-K	†Motor oil-10W-40 (1 qt. can)
D3AZ 19579-S	†Motor oil-10W-40 (1 gal. can)
C5AZ 19579-S	†Motor oil-10W-40 (1 gal. can)
C2AZ 19580-D	Hypoid gear lubricant (rear axle)-1 gal. for high performance vehicles
C6AZ 19580-B	Hypoid gear lubricant (for Bronco models with front driving axles & rear axles with Dana Power Lock)-applicable amount of C8AZ 19B546-A additive to be used--5 gal.
D3AZ 19580-A	Hypoid gear lubricant for limited slip axle only--(12) 1 qt. plastic container with spout
D2AZ 19580-A	Hypoid gear lubricant (rear axle)-used with conventional axles only--1 gal.
★D2AZ 19580-B	Hypoid gear lubricant (rear axle)-use with conventional axles only--5 gal.
C6AZ 19580-D	Hypoid gear lubricant (rear axle)-use with conventional axles only--120 lb. keg
D2AZ 19581-A	Speedometer cable lubricant-1 lb. can

continued

PART NUMBER	DESCRIPTION
	MOTOR OILS and LUBRICANTS
C1AZ 19582-A	Fluid (automatic trans., power steering & convertible top)-red--(24) 1 qt. cans
C1AZ 19582-C	Fluid (automatic trans., power steering & convertible top)-red--(6) 1 gal. cans
C1AZ 19582-D	Fluid (automatic trans., power steering & convertible top)-red--55 gal. drum
D2AZ 19582-A	Fluid (power steering)-amber--(12) 1 qt. cans
C4AZ 19584-B	Grease (Polyethylene)-16 oz. spray can
D0AZ 19584-A	Grease (Polyethylene)-4 oz. aluminum tube with plastic cut off spout
B8A 19589-A	Lubricant (special purpose) 1 lb.
C1AZ 19590-B	Lubricant (multi-purpose long life)-(4) 14 1/2 oz. cartridge
C1AZ 19590-C	Lubricant (multi-purpose long life)-120 lb. keg
C1AZ 19590-D	Lubricant (multi-purpose long life)-25 lb. pail
C1AZ 19590-E	Lubricant (multi-purpose long life)-(4) 5 lb. pails
★C6AZ 19590-A	Lubricant (steering linkage)-(4) 14 1/2" oz. cartridge-r/b D4AZ 19590-A (1/75)
D4AZ 19590-A	Lubricant (steering linkage)-(4) 14 1/2 oz. cartridge
C7AZ 19590-A	Steering lubricant (lower arm & spindle stop pads)-1 lb. can
	SEALERS and ADHESIVES
B9AE 19B508-A	Contact Adhesive - Gasket & Seal 16 oz. can with brush
C2AZ 19C525-A	Trim cement (vinyl adhesive)-1 pt. can
C5AZ 19C525-A	Adhesive (vinyl roof installation or replacement)-1 quart can
D4AZ 19C525-A	Adhesive (vinyl roof installation or replacement)-1 quart can
C2RZ 19C548-A	Automatic transmission & power steering sealer-(6) 8 oz. cans
8A 19552-B	Rubber cement (Black)-(12) 5 oz. tubes
C0AZ 19552-A	Rubber cement (light colored)-(12) 5 oz. tubes
B5A 19554-A	Perfect seal sealing compound-(12) 4 oz. cans
C3AZ 19554-A	Sealant (locktite)-1 2/3 oz. plastic bottle
C6AZ 19554-A	Metallic Plastic (to repair cylinder front cover and cylinder block intake manifold) (1) can-Metallic Resin, (1) Jar-Hardening agent
C9AZ 19554-A	Perfect seal sealing compound (12) 15 oz.-aerosol can
C9AZ 19554-B	Sealer (liquid butyl)-Black-for sealing butyl installed windshield and backlite-1 pint can
D0AZ 19554-A	Kit-loctite minute bond adhesive 312-Consists of (1) 50 cc. Adhesive (1) 6 oz. can-accelerator and (1) instruction sheet

continued

◊ Premium motor oil grade † Super Premium motor oil grade

HALPERT_AUCTIONS

APPEARANCE & MAINTENANCE MATERIALS

U.S. USAGE

PART NUMBER	DESCRIPTION
	SEALERS and ADHESIVES
D0AZ 19554-B	Accelerator for loctite minute bond-adhesive 312-6 oz. aerosol spray can
D0AZ 19554-C	Sealer tape (tetrafluoroethylene)-1/2" x 288"-used on bolt & studthreads to provide a positive liquid seal
D0SZ 19554-A	Sealer (liquid butyl)-white-for sealing butyl installed windshield and backlite on units with light color vinyl roof-1 pint can
D2AZ 19554-A	Adhesive-used for repair of loose vinyl inserts to stainless steel or aluminum body side mouldings-pressure activated-1 oz. bottle
AB 19560-A	Calking cord (6) 80 foot rolls-3/16" dia.
C3AZ 19560-A	Body sealer (synthetic resin)-3 lb. tube
C3AZ 19562-A	Sealer & filler (silicone rubber)-5 oz. tube-for Vinyl tops, also body sealer-White
C3AZ 19562-B	Sealer & filler (silicone rubber)-5 oz. tube-for Vinyl tops, also body sealer-Black
★D0AZ 19562-C	Kit-windshield and backlite seat-butyl tape-(172")-r/b D1AZ 19562-A (5/74)
D1AZ 19562-A	Kit-windshield only-butyl tape-for windshield replacement on vehicles prior to being licensed by dealer
D3AZ 19562-A	Windshield glass seal kit-5/16" round (176") includes glass primer
D2FZ 19562-A	Seal w/shield & backlite glass-foam tape-1/4" x 5/8" x 13'
D2FZ 19562-B	Seal quarter window-foam tape-1/4" x 3/8" x 5'
	SPECIAL PRODUCTS
C0AZ 19A501-A	Rust penetrant & inhibitor-8 oz. can
C4AZ 19A501-A	Rust penetrant & inhibitor-12 oz. aerosol can
C5AZ 19A501-C	Parts cleaner-immersion-refill (1) 6 gal. container with 5 gal. cleaning fluid
C9AZ 19A501-B	Automatic choke cleaner-(12) 14 oz. spray cans
D0AZ 19515-A	Undercoating-airless spray-16 gallon drum
D0AZ 19515-B	Undercoating-airless spray-55 gallon drum

continued

PART NUMBER	DESCRIPTION
	SPECIAL PRODUCTS
D3AZ 19517-A	Dusting cloth(wax treated)-plastic bag container
D3AZ 19517-B	Pad-buffing and polishing--carton of (12)
D4AZ 19B519-A *YN-1-A	Refrigerant (air conditioner)-14 oz. can
D2AZ 19523-A	Hand cleaner-waterless-(12) 14 oz. cans
D2AZ 19523-B	Hand cleaner-waterless-(2) 5 lb. cans
C8AZ 19C544-B	Gas line anti-freeze-(24) 12 oz. cans
C9AZ 19C544-A	Engine starting fluid-(12) 11oz. aerosol can
C9AZ 19577-B *YN-2	Refrigerant compressor oil-used w/York or Tecumseh compressor--1 qt. can
D1VY 19577-B *YN-4	Refrigerant compressor oil-use with Frigidaire compressors-1 qt. can
B7AZ 19579-A	Carburetor & combustion chamber cleaner-(12) 24 oz. cans
C6AZ 19579-B	Carburetor & combustion chamber cleaner-(12) 19 oz. aerosol cans
B6A 19583-A	Ru-Glyde-rubber lubricant (for tubeless tire servicing)-1 gal. can
C8AZ 19583-A	Ru-Glyde-rubber lubricant (for vacuum hose attachment)-(6) 8 oz. cans
B4A 19587-A	Lock lubricant-(12) 4 oz. cans
D2AZ 19587-A	Lock lubricant-(12) 4 oz. aerosol cans with snorkel
C6AZ 19627-A	Tape (Vinyl Foam)-1/8"x 7/8"-50 ft. roll-used to shim weatherstrip roof rails, doors and Convertible side rails
★C8AZ 19628-A	Tape (elec. insulating)-Black (shop pkg.)-3/4" 44 ft. roll-not replaced (9/74)
★C8AZ 19628-B	Tape (elec. insulating)-Black (shop pkg.)-3/4" 20 ft. roll-not replaced (11/74)
C8AZ 19628-C	Tape (elec. insulating)-Black (display pkg.)-1/2"-12 1/2 ft. roll
C8AZ 19628-D	Tape (elec. insulating)-Black (display pkg.)-3/4"-20 ft. roll
C8AZ 19628-E	Tape (elec. insulating)-Black (dispenser)-3/4" 66 ft. roll
C8AZ 19628-F	Tape (elec. insulating)-Black (individual metal can)-3/4"-66 ft. roll
C8AZ 19628-G	Tape (elec. insulating)-Black (individual skin pkg.)-3/4"-20 ft. roll
C8AZ 19628-H	Tape (elec. insulating)-Black (individual skin pkg.)-3/4"-66 ft. roll

COPYRIGHT © 1975 — FORD MOTOR COMPANY — DEARBORN, MICHIGAN

HALPERT_AUCTIONS

APPEARANCE & MAINTENANCE MATERIALS

CANADIAN USAGE

PART NUMBER	DESCRIPTION
PAINTS and REFINISHING MATERIALS	
CC9AZ 19000-A	Clear sheen-1 gal.
CC9AZ 19000-B	Clear sheen-5 gal.
D0AZ 19000-A	Enamel-electrical insulating (alternators)-1 qt. can (U.S.)
D1ZZ 19A223-A	Elastomeric bumper repair kit-(1) 1 oz. tube clear resin, (1) 2 oz. tube black catalyst, (1) 1 oz. tube filler, (1) tongue depressor and instruction sheet
CC7AZ 19500-Y	Wrinkle roof paint (white)-1 qt. can
CC7AZ 19500-Z	Wrinkle roof paint (black)-1 qt. can
CD2AZ 19500-AB	Engine enamel-corporate blue-16 oz.spray bomb
CD2AZ 19500-AH	Engine enamel-black gloss-16 oz.spray can
CD2AZ 19500-AJ	Engine enamel-chassis black (dull)-16 oz. spray bomb
8A 19510-A	Convertible top dressing (black dye)-1 qt. can (U.S.)
★C0AZ 19B542-A	Cream (polyfiller hardener)-1 pkg. of (6)-1 1/4 oz. tubes supplemental supply-used with C0AZ 19A547-A or B polyfiller body repair material-r/b D2AZ 19B542-A(10/74)
C3AZ 19B542-A	Putty (dark gray)-1 lb. tube
D2AZ 19B542-A	Cream hardener for polyfiller-use with D2AZ 19A547-A kit-polyfiller body repair-1 oz. supplemental supply--(12) 1 oz. tubes
D4AZ 19B542-A	Fiberglas repair kit (structural)
D2AZ 19A547-A	Kit-polyfiller body repair (3 lb.)-consists of (1) 3 lb. container polyfiller (1) D2AZ 19B542-A cream hardener-1 oz. tube--(12) kits
D2AZ 19A547-B	Kit-polyfiller body repair (12 lb.)-consists of (1) 12 lb. container polyfiller (1) 4 oz. tube cream hardener--(4) kits
C5AZ 19E548-A	Tinting assort. (12) 16 oz. cans of acrylic enamel repair tinting colors
CLEANERS, WAXES and POLISHES	
CB9CZ 19514-C	Chrome rust remover-24 oz. jar
CB9CZ 19514-D	Bak-O-Chrome kit
C1A 19518-B	Polish-siliconized-10 oz. can
B7A 19520-A	Tar & road oil remover-(12) 16 oz. cans
CC9AZ 19521-B	Fabric cleaner (spotless)-1 gal.
CC9AZ 19521-C	Fabric cleaner (spotless)-5 gal.
D4AZ 19521-B	Cleaner (leather and vinyl)-1 gal. plastic bottle (U.S.)
D4AZ 19521-C	Spot remover (chlorothene cleaner)-1 gal. can (U.S.)
CAF 19522-A	Chrome cleaner-8 oz. can
B8A 19523-A	Cleaner (multi-purpose)-(6) 32 oz. plastic bottles-concentrate
CAF 19523-C	White wall cleaner-1 gal. jug
D4AZ 19523-A	Upholstery cleaner (multi-purpose)-foam type--5 gal. drum (U.S.)

continued

PART NUMBER	DESCRIPTION
CLEANERS, WAXES and POLISHES	
CC1CZ 19523-A	White wall cleaner-16 oz. bottle
CC9AZ 19523-A	Upholstery cleaner (concentrate)-5 gal.
CC9AZ 19523-B	Upholstery cleaner (concentrate)-15 gal.
CC9AZ 19523-C	Upholstery cleaner (concentrate)-45 gal.
CAJ 19524-A	Car wash-5 gal. pail
CC5AZ 19524-A	Car wash-16 oz. bottle
C8A 19524-B	Car wash-1 gal. jug
CC9AZ 19525-A	Upholstery cleaner (spray on)-15 gal.
CC9AZ 19525-B	Upholstery cleaner (spray on)-45 gal.
C0AZ 19526-A	Triple clean-for leathers, vinyls, carpets & fabric upholsteries-(12) 12 oz. bottles w/ brush
B7A 19530-B	Custom silicone gloss (new car prep.)-(2) 1 gal. cans (U.S.)
CBAC 19530-A	Lincoln body polish-16 oz.
CC5AZ 19530-A	Polish-buffer (reconditioning polish)-1 gal. can
CC9AZ 19530-B	Cleaner & polisher-1 gal.
CAF 19534-A	"Easiway" paste wax-8 oz. can
C8AZ 19F535-A	Ford vinyl hardtop cleaner & reconditioner-(12) 16 oz. bottles
C8AZ 19F535-B	Ford vinyl hardtop cleaner & reconditioner-1 gal. bottle (U.S.)
CLEAR VISION AIDS	
★C1AZ 19C507-B	Cleaner (convertible rear window)-12 oz. plastic bottle-not replaced (5/74)
D3AZ 19C544-B	De-icer (window)-(12) 14 oz. aerosol cans w/wide track scraper
CB8A 19550-B	Glass cleaner-16 oz. bottle
CB9CZ 19550-A	Windshield washer anti-freeze-16 oz. bottle
CC5AZ 19550-A	Windshield washer anti-freeze-1 gal. jug
CC5AZ 19550-B	Windshield washer anti-freeze-5 gal. pail
CC9AZ 19550-A	Windshield washer anti-freeze (pre-mixed)-1 gal. container
CC1CZ 19551-A	Windshield de-icer-16 oz. plastic bottle
COOLING SYSTEM AIDS	
CBN 18442-A	Radiator cleaner-16 oz. can
D3AZ 19A503-A	Cooling system fast flush-(12) 12 oz. cans
C000 19546-B	Rust inhibitor-8 oz.
D2AZ 19549-A	Permanent anti-freeze & coolant-1 qt. can (U.S.)
D2AZ 19549-B	Permanent anti-freeze & coolant-1 gal. can (U.S.)
D2AZ 19549-C	Permanent anti-freeze & coolant-45 gal. drum (U.S.)
D3AZ 19549-A	Cooling system fluid-1 qt. can (U.S.)
C000 19558-A	Bar's Leaks (cooling system protector)-6 oz. jar
C000 19558-B	Bar's Leaks (cooling system protector)-15 oz. bottle

HALPERT_AUCTIONS

APPEARANCE & MAINTENANCE MATERIALS

CANADIAN USAGE

PART NUMBER	DESCRIPTION
	MOTOR OILS and LUBRICANTS
C4AZ 19D530-A	Lubricant (distributor cam)-1 1/2 oz. tube
CC1AZ 19542-A	Brake fluid (super duty)-1 pt.
CC1AZ 19542-B	Brake fluid (super duty)-1 gal.
CC1AZ 19542-C	Brake fluid (super duty)-5 gal.
C6AZ 19542-A	Brake & hydraulic clutch fluid (extra heavy duty)-(24) 16 oz. cans for vehicles with disc or drum brakes
C6AZ 19542-B	Brake & hydraulic clutch fluid (extra heavy duty)-(12) 32 oz. cans for vehicles with disc or drum brakes
C8AZ 19B546-A	Additive friction modifier-hypoid gear-4 oz. plastic bottle (for Bronco models with front driving axles & rear axles with Dana Power Lock)
C0AZ 19553-C	Silicone lubricant-16 oz. aerosol spray can
CC0CZ 19553-B	Silicone lubricant spray-6 oz. can
C5VY 19553-A	Lubricant seal (disc brakes)-4 oz. can
C5AZ 19577-A	Fluid (speed control device)-1.55 oz. container
C3AZ 19578-A	Steering gear lubricant (lifetime)-(4) 14 1/2 oz. cartridge
CB8A 19579-A	Heat rust solvent-8 oz. can
CB8A 19579-B	Heat rust solvent-1 gal. can
CB8A 19579-C	Heat rust solvent-10.8 oz. aerosol can
CB9AZ 19579-C	Engine purge-40 oz. can
CB9CZ 19579-A	Break-in lubricant-16 oz. can
D2AZ 19579-A	Oil conditioner-(12) 16 oz. cans
CC4AZ 19579-A	Engine oil conditioner-40 oz. can
CC4AZ 19579-B	"V-11" viscosity index improver-16 oz. tin
CC5AZ 19579-A	Super motor oil-10W30-1 qt. can (pkg. 24)
CC5AZ 19579-D	Super motor oil-10W30-45 gal.
CC5AZ 19579-G	Super motor oil-20W40-1 qt. can (pkg. 24)
CC7AZ 19579-A	Super motor oil-5W30-1 qt. can (pkg. 24)
MGCA 19579-B	Fuel system cleaner-6 oz. can
CC2AZ 19580-A	Hypoid gear lubricant (temp.range-above minus 25° F.)-1 gal.
CC2AZ 19580-B	Hypoid gear lubricant (temp.range-below minus 25° F.)-1 gal.
C2AZ 19580-D	Hypoid gear lubricant (rear axle)-for high performance vehicles-1 gal. (U.S.)
C6AZ 19580-B	Hypoid gear lubricant (for Bronco models with front driving axles & rear axles with Dana Power Lock)-applicable amount of C8AZ 19B546-A additive to be used--5 gal. (U.S.)

continued

PART NUMBER	DESCRIPTION
	MOTOR OILS and LUBRICANTS
D3AZ 19580-A	Hypoid gear lubricant for limited slip axle only--(12) 1 qt. plastic container with spout
D2AZ 19580-A	Hypoid gear lubricant (rear axle)-used with conventional axles only--1 gal. (U.S.)
★D2AZ 19580-B	Hypoid gear lubricant (rear axle)-use with conventional axles only--5 gal. (U.S.)
C6AZ 19580-D	Hypoid gear lubricant (rear axle)-use with conventional axles only--120 lb. keg
D2AZ 19581-A	Speedometer cable lubricant-1 lb.can
CC1AZ 19582-A	Automatic trans. & power strng. fluid-1 qt. can (pkg. 24)
D2AZ 19582-A	Fluid (power steering)-amber--(12) 1 qt. cans (U.S.)
C4AZ 19584-B	Grease (polyehtylene)-16 oz. spray can
D0AZ 19584-A	Grease (polyethylene)-4 oz. aluminum tube with-plastic cut off spout
C1VY 19586-A	Lubricant-"U" joint-1 lb.
8L 19586-AUP	Lubriplate (regular)-1 3/4 oz. tube (pkg. 12)
C1A 19588-B	Miracle power-top cyl. lubricant-4 oz. can
C1A 19588-C	Miracle power-engine lubricant-16 oz. can
C1AZ 19590-B	Lubricant (multi-purpose long life)-(4) 14 1/2 oz. cartridge
C1AZ 19590-C	Lubricant (multi-purpose long life)-120 lb. keg
C1AZ 19590-D	Lubricant (multi-purpose long life)-25 lb. pail
★C6AZ 19590-A	Lubricant (steering linkage)-(4) 14 1/2 oz. cartridge-r/b D4AZ 19590-A (1/75)
C7AZ 19590-A	Lubricant (lower steering arm & spindle stop pads)-1 lb. can
D4AZ 19590-A	Lubricant (steering linkage)-(4) 14 1/2 oz. cartridge
	SEALERS and ADHESIVES
6175	Window glass channel tape (sold by the foot)
M 6175-C	1 1/4" wide-.062" thick
M 6175-G	1 3/8" wide-.050" thick
M 6175-B	1 1/2" wide-.055" thick
M 6175-V	1 1/2" wide-.075" thick
M 6175-J	1 1/2" wide-.090" thick
M 6175-AC	1 3/4" wide-.070" thick
CBA 18460-M	Cement (frost shield)-2 oz. tube
B9AE 19B508-A	Contact adhesive (gasket & seal)-16 oz. can-with brush
C2AZ 19C525-A	Trim cement (vinyl adhesive)-16 oz. can
C5AZ 19C525-A	Adhesive (vinyl roof installation or replacement)-1 qt. can (U.S.)
D4AZ 19C525-A	Adhesive (vinyl roof installation or replacement)-1 qt. can (U.S.)
C0AZ 19552-A	Rubber cement-(12) 5 oz. tubes (light colored)
CC3AZ 19552-B	Windshield & backlite sealer-12 3/4 oz. tube
8A 19552-B	Rubber cement-(12) 5 oz. tubes (black)
CBM 19553-A	Sealer-caulking cord

continued

COPYRIGHT © 1975— FORD MOTOR COMPANY —DEARBORN, MICHIGAN

HALPERT_AUCTIONS

APPEARANCE & MAINTENANCE MATERIALS

CANADIAN USAGE

PART NUMBER	DESCRIPTION
	SEALERS and ADHESIVES
B5A 19554-A	Perfect seal sealing compound-carton of 12 4 oz. cans
CB9CZ 19554-B	Exhaust system sealant-40 oz. can
CCPN 19554-A	Loctite sealant-1 2/3 oz. bottle
C6AZ 19554-A	Metallic plastic (to repair cyl. front cover & cyl. block intake manifold) (1) can-metallic resin, (1) jar-hardening agent
C9AZ 19554-A	Perfect seal sealing compound (12) 15 oz. aerosol can
C9AZ 19554-B	Sealer (liquid butyl)-black-for sealing butyl installed windshield and backlite-16 oz. can
D0AZ 19554-A	Kit-loctite minute bond adhesive 312-Consists of (1) 50cc adhesive, (1) 6 oz. can accelerator and (1) instruction sheet
D0AZ 19554-B	Accelerator for loctite minute bond adhesive 312-6 oz. aerosol spray can
D0AZ 19554-C	Sealer tape (tetrafluoroethylene)-1/2" x 288"-used on bolt & studthreads to provide a positive liquid seal
D2AZ 19554-A	Adhesive-used for repair of loose vinyl inserts to stainless steel or aluminum body side mouldings-pressure activated-1 oz.bottle
AB 19560-A	Caulking cord-(6) 80 ft. rolls-3/16" dia.
C3AZ 19560-A	Body sealer (synthetic resin)-3 lb. tube
C3AZ 19562-A	Sealer & filler (silicone rubber)-for vinyl tops, also body sealer--white-5 oz. tube
C3AZ 19562-B	Sealer & filler (silicone rubber)-for vinyl tops, also body sealer--black-5 oz. tube
CC5AZ 19562-B	Kit-windshield & backlite tape sealer-consists of 168" x 3/8" x 3/8" special tape for use on vehicles using butyl tape type installation on windshield & backlite glass
D2FZ 19562-A	Seal w/shield & backlite glass-foam tape-1/4" x 5/8" x 13'
D2FZ 19562-B	Seal quarter window-foam tape-1/4" x 3/8" x 5'
D3AZ 19562-A	Windshield glass seal kit-5/16" round (176") includes glass primer
CC2AZ 19573-A	Automatic transmission sealer-8 oz. can
	SPECIAL PRODUCTS
CB8A 19512-A	Wash mitt
CC3AZ 19514-A	Starting fluid-11 oz. spray can
CC4AZ 19515-A	Undercoating-5 gal.
D0AZ 19515-A	Undercoating-airless spray-16 gal. drum(U.S.)
8A 19515-B	Undercoating-45 gal.

continued

PART NUMBER	DESCRIPTION
	SPECIAL PRODUCTS
CBJ 19517-A	Polishing cloth-lintless-5 yds.
CBJ 19517-B	Dusting cloth-chemically treated-18" x 24"
CC3AZ 19517-A	Chamois-super sheen-approx.20" x 22"
D3AZ 19517-A	Dusting cloth (wax treated)-plastic bag container
D3AZ 19517-B	Pad-buffing and polishing--carton of (12)
D4AZ 19B519-A *YN-1-A	Refrigerant (air conditioner)-14 oz. can
D2AZ 19523-A	Hand cleaner-waterless-(12) 14 oz. cans
D2AZ 19523-B	Hand cleaner-waterless-(2) 5 lb. cans
CD4AZ 19524-A	Engine shampoo-15 gal. can
CECG 19524-A	Engine shampoo-5 gal. can
CECG 19524-B	Engine shampoo-45 gal. can
CC6AZ 19528-A	Concrete floor cleaner & degreaser-40 lb. pack
C000 19531-D	Gas line anti-freeze-12 oz. can
CC2AZ 19531-BUP	Gas line anti-freeze-4 oz. can (ctn./24)
C000 19535-A	Carburetor cleaner-5 gal. pail
C000 19535-B	Carburetor cleaner-4 gal. pail (with basket)
CC5AZ 19562-C	Putty (green HI-speed)-3 1/2 lb. tin
CC5AZ 19562-D	Putty (Super Spot-pink shade)-3 1/2 lb. can
C9AZ 19577-B *YN-2	Refrigerant compressor oil -used w/York or Tecumseh compressor--1 qt. can (U.S.)
D1VY 19577-B *YN-4	Refrigerant compressor oil-use w/Frigidaire compressors-1 qt. can (U.S.)
MGCA 19579-A	Combustion chamber conditioner-16 oz. can
C6AZ 19579-B	Carburetor & combustion chamber cleaner-(12) 19 oz. aerosol cans
B6A 19583-A	Ru-Glyde-rubber lubricant (for tubeless tire servicing)-1 gal. (U.S.)
CC0CZ 19583-A	Ru-Glyde-rubber lubricant-8 oz. can
C1A 19584	Penetrating fluid-8 oz. can
CB8A 19584-A	Penetrating fluid-1 gal. can
CB9CZ 19586-A	Door ease-stick lubricant-shop size (6 to carton)
B4A 19587-A	Lock lubricant-4 oz. can (pkg. 12)
D2AZ 19587-A	Lock lubricant (12) 4 oz. aerosol can with snorkel
C6AZ 19627-A	Tape (vinyl foam)-1/8" x 7/8"-50 ft. roll-used to shim weatherstrip roof rails, doors and convertible side rails

HALPERT_AUCTIONS

USED CAR RECONDITIONING MATERIALS

U.S. USAGE

PART NUMBER	DESCRIPTION
C0AZ 19A536-D	Engine shampoo (cleaner & degreaser)-5 gal. drum
C0AZ 19A536-E	Engine shampoo (cleaner & degreaser)-30 gal. drum
C0AZ 19A536-F	Engine shampoo (cleaner & degreaser)-55 gal. drum
D0AZ 19A536-A	Automotive cleaner(engine exterior & engine compartment)-(6) 20 oz. aerosol spray cans

PART NUMBER	DESCRIPTION
C7AZ 19A537-A	Color reconditioner-rubber sealer paint-(for reconditioning rubber floor mats)-1 qt. can
C1AZ 19627-A	Tape (pressure sensitized)-5"wide x 60 yards-used to recover arm rests, seats, floor mats, etc.

COLOR RECONDITIONER - AIR DRY AUTO UPHOLSTERY - QUART CAN

PART NUMBER	DESCRIPTION	PART NUMBER	DESCRIPTION	PART NUMBER	DESCRIPTION	PART NUMBER	DESCRIPTION
C7AZ 19A542-A	Saddle Brown	C7AZ 19A542-D	Med. Copper	C7AZ 19A542-G	Dark Green	C7AZ 19A542-K	Silver
C7AZ 19A542-B	Yellow	C7AZ 19A542-E	Turquoise	C7AZ 19A542-H	Red	C7AZ 19A542-L	Clear
C7AZ 19A542-C	White	C7AZ 19A542-F	Dark Blue	C7AZ 19A542-J	Black		

COPYRIGHT © 1975 — FORD MOTOR COMPANY — DEARBORN, MICHIGAN

HALPERT_AUCTIONS

USED CAR RECONDITIONING MATERIALS

CANADIAN USAGE

PART NUMBER	DESCRIPTION
CC0AZ 19525-A	D-5 convertible top cleaner-1 qt. jug
CB9AA 19A537-A	Floor mat patches-8" x 12" tapered edges-package of 6
CD5AZ 19B542-A	Cream hardener for body filler-1 oz. for quart size
CD5AZ 19B542-B	Cream hardener for body filler-4 oz. for gallon size
CD5AZ 19A547-A	Body filler-white-qt.-includes hardener
CD5AZ 19A547-B	Body filler-white-gal.-includes hardener
CC5AZ 19562-C	Green HI speed putty-3 1/2 lb. tin
CC5AZ 19562-D	Super spot putty-pink shade-3 1/2 lb. can

PART NUMBER	DESCRIPTION
C1AZ 19627-A	Tape (pressure sensitized)-5" wide x 60 yds.-used to recover arm rests, seats, floor mats, etc.
CB9CZ 7003105-A	Kit-glass scratch remover-consists of (1) hydro grinding pad & scratch remover compound
CC2CZ 7050223-A	Polyester body filler-flexible-red oxide-qt.
CC2CZ 7050223-B	Polyester body filler-flexible-red oxide-gal.
CB8A 7050224-A	Hardener (body filler)-20 cc for quart size
CB8A 7050224-B	Hardener (body filler)-2 oz. for gallon size
CC1CZ 7050224-HA	Hardener (body filler)-8 oz. economy size

FABRIC TINT - QUART

PART NUMBER	DESCRIPTION	PART NUMBER	DESCRIPTION
CB9AA 19A542-A	Black	CB9AA 19A542-F	Green
CB9AA 19A542-B	Blue	CB9AA 19A542-G	Turquoise
CB9AA 19A542-H	Beige (Gold)	CB9AA 19A542-J	Maroon
CB9AA 19A542-D	Brown		
CB9AA 19A542-E	Red		

LEATHER DYE & VINYL COATING - QUART

PART NUMBER	DESCRIPTION	PART NUMBER	DESCRIPTION
CB9AA 19A540-A	White	CB9AA 19A540-F	Yellow
CB9AA 19A540-B	Black	CB9AA 19A540-G	Red
CB9AA 19A540-C	Brown	CB9AA 19A540-H	Turquoise
CB9AA 19A540-D	Blue	CB9AA 19A540-J	Medium Gray
CB9AA 19A540-E	Green	CB9AA 19A540-K	Aluminum

PLASTIC DYE - QUART

PART NUMBER	DESCRIPTION	PART NUMBER	DESCRIPTION
CB9AA 19A541-E	Gray	CB9AA 19A541-K	Turquoise
CB9AA 19A541-G	Red	CB9AA 19A541-N	Ford Corporate Blue
CB9AA 19A541-H	Aluminum	CC5AZ 19A541-A	Gold
		CC5AZ 19A541-B	Chev-Orange
		CD4AZ 19A541-A	Dodge-Blue (Medium)
		CD4AZ 19A541-B	Pontiac-Blue

PLASTIC DYE - 1 GALLON

PART NUMBER	DESCRIPTION
CB9AA 19A541-B	Black

PLASTIC DYE - 5 GALLONS

PART NUMBER	DESCRIPTION
CB9AA 19A541-M	Black

HALPERT_AUCTIONS

INDEX

PART NAME	GROUP NUMBER
A	
Applique (wheel cover)	1137
Arm (spare wheel carrier)	1432
B	
Bearing (rear wheel)	1225
Bearing assy. (free running hub inner coupling)	1092
Bolt (lockout hub retaining plate)	1A031
Bolt (spare wheel mounting)	1448
Bolt (wheel hub)	1107
Bumper (spare wheel carrier latch)	1A366
C	
Cable (spare wheel carrier check)	1A403
Cam (lockout hub actuating)	1A053
Cap (front hub grease)	1131
Cap (wheel hub)	1130,
Carrier (spare wheel)	1433
Clamp (spare wheel)	1446
Cone & roller (front wheel bearing inner)	1201
Cone & roller (front wheel bearing outer)	1216
Coupling (free running hub)	1090-1
Cover (wheel hub)	1130, 1132
Cover kit (wheel hub)	1130
Cup (front wheel bearing inner)	1202
Cup (front wheel bearing outer)	1217
Cup (transfer case output shaft)	1202
D	
Drum (front wheel brake)	1125
Drum (rear wheel brake)	1126
E	
Extension (tire valve)	1705
G	
Gasket (front brake grease baffle)	1193
Gasket (rear wheel)	1001
Gear (front axle shaft drive)	1245
H	
Hinge (spare wheel carrier)	1478-9
Hub assy. (front wheel free running)	1104
Hub & brake drum (front wheel)	1102
Hub & rotor (front wheel disc brake)	1102
Hub kit (free running)	1104
I	
Insert (wheel spider trim)	1A079
K	
KIT - refer to appropriate noun name For example Hub kit (free running)	1104
Knob (lockout hub actuating)	1A029
L	
Latch assy. (spare wheel carrier)	1A398
Lock assy. (spare wheel)	1386
Lock nut (front wheel bearing)	1197
Lock ring (free running hub inner coupling)	1080
N	
Nut (spare wheel mounting bolt)	1462
Nut (wheel hub bolt)	1012
O	
"O" ring (free running hub knob)	1A030

COPYRIGHT © 1975 — FORD MOTOR COMPANY — DEARBORN, MICHIGAN

FINAL ISSUE

HALPERT_AUCTIONS

INDEX

PART NAME	GROUP NUMBER
P	
Pin (free running hub drive)	1094
Pin (free running hub stop)	1095
Pin (spare wheel carrier hanger)	1487
Plate (lockout hub retaining)	1A050
Plate (spare wheel carrier arm)	1A404
Plate (spare wheel mounting)	1424
Plate (spare wheel retainer)	1402
R	
Reinforcement (spare wheel carrier hinge)	1A399, 1A400
Reinforcement (spare wheel carrier lock latch bracket)	1A401
Retainer (front wheel bearing lock)	1198
Retainer (front wheel hub grease)	1190
Retainer (lockout hub clutch)	1A051
Retainer (lockout hub pressure spring)	1A055
Retainer (rear wheel bearing inner)	1180
Retainer (spare wheel carrier)	1A406
Retainer (spare wheel carrier check cable)	1A408
Ring (wheel trim)	1210
Ring & bushing assy. (lockout hub inner)	1A052
Ring kit (wheel trim white)	1211
S	
Seal (rear wheel bearing oil inner)	1177
Seal (wheel bearing)	1175
Seal & lock ring kit (free running hub)	1097
Sleeve & ring assy. (lockout hub)	1A028
Spacer (front hub)	1199
Spring (brake drum silencer)	1140
Spring (lockout hub pressure)	1A054
Spring (spare wheel carrier release lever)	1A361
Stop (spare wheel)	1377, 1422
Support (spare wheel)	1422
T	
Tire casing (snow)	1508
Tire kit (collapsible spare)	1508
W	
Washer (front wheel outer bearing retainer)	1195
Weight (wheel balance)	1040
Wheel assy.	1007, 1015
Wrench (spare wheel lock bolt)	1A379

HALPERT_AUCTIONS

YEAR	MODEL		DESCRIPTION	QTY.	PART NUMBER
	1001 GASKET - REAR WHEEL				
	- A -				
65	A(exc. 71)		Bearing retainer-outer-2 15/16" I.D.-4 holes	2	A8AZ 1001-A
65/66	A(71 & P/C)		Bearing retainer-3 1/4" I.D.-5 holes	4	C5AZ 1001-A
65/66	A (H/D)			4	
65/66	A (except 71)		With large bearing	4	
65/66	A(exc. 71)		Backing plate-2 7/8" I.D.-4 holes	2	C1AZ 1001-A
66/70	A	"Before 9/30/69"	Backing plate-3 3/16" I.D.-4 holes	2	C6VY 1001-A
70/	A	"From 9/30/69"	Backing plate-3 3/16" I.D.-4 holes	2	D0AZ 1001-A
	- B -				
65/68	B		Bearing retainer-outer-2 15/16" I.D.-4 holes	2	A8AZ 1001-A
65/70	B	"Before 9/30/69"	Backing plate-2 7/8" I.D.-4 holes	2	C1AZ 1001-A
70/	B	"From 9/30/69"	Backing plate-2 7/8" I.D.-4 holes	2	D0OZ 1001-A
	- F -				
65/68	F(6 cyl.)		Bearing retainer-2 11/16" I.D.-4 holes	2	★C3DZ 1001-A
65/68	F(8 cyl.)		Bearing retainer-outer-2 15/16" I.D.-4 holes	2	A8AZ 1001-A
65/70	F(6 cyl.)-7 1/4" ring gear		Backing plate-2 11/16" I.D.-4 holes	2	C0DZ 1001-A
65/70	F(exc. 7 1/4" ring gear)	"Before 9/30/69"	Backing plate-2 7/8" I.D.-4 holes	2	C1AZ 1001-A
70	F(exc. 7 1/4" ring gear)	"From 9/30/69"	Backing plate-2 7/8" I.D.-4 holes	2	D0OZ 1001-A
71/	F(8" & 9" ring gear)		Backing plate-2 7/8" I.D.-4 holes	2	D0OZ 1001-A
	- L -				
71/	L		Backing plate-2 11/16" I.D.-4 holes	2	C0DZ 1001-A
	- P -				
65/70	P(6 cyl.)-7 1/4" ring gear		Backing plate-2 11/16" I.D.-4 holes	2	C0DZ 1001-A
70	P(exc. 7 1/4" ring gear)		Backing plate-2 7/8" I.D.-4 holes	2	C1AZ 1001-A
70	P(6 cyl.)-8" ring gear		Backing plate-2 11/16" I.D.-4 holes	2	C0DZ 1001-A
71/	P(9" brakes)			2	
71/	P(10" brakes)		Backing plate-2 7/8" I.D.-4 holes	2	D0OZ 1001-A
	- S -				
65/66	S		Bearing retainer-3 1/4" I.D.-5 holes	4	C5AZ 1001-A
66/70	S	"Before 9/30/69"	Backing plate-3 3/16" I.D.-4 holes	2	C6VY 1001-A
70/71	S	"From 9/30/69"	Backing plate-3 3/16" I.D.-4 holes	2	D0AZ 1001-A
72	S		Backing plate-2 7/8" I.D.-4 holes	2	D0OZ 1001-A
	- U -				
66/68	U		Bearing retainer-outer-2 15/16" I.D.-4 holes	2	A8AZ 1001-A
66/70	U(2700 lb. axle)	"Before Ser. G50,001"	Backing plate-2 7/8" I.D.-4 holes	2	C1AZ 1001-A
70/	U(2700 lb. axle)	"From Ser. G50,001"	Backing plate-2 7/8" I.D.-4 holes	2	D0OZ 1001-A
66/70	U(3300 lb. axle)	"Before Ser. G50,001"	Backing plate-3 3/16" I.D.-4 holes	2	C6VY 1001-A
70/	U(3300 lb. axle)	"From Ser. G50,001"	Backing plate-3 3/16" I.D.-4 holes	2	D0AZ 1001-A
	- X -				
65/68	X(6 cyl.)		Bearing retainer-2 11/16" I.D.-4 holes	2	★C3DZ 1001-A
65/68	X(8 cyl.)		Bearing retainer-outer-2 15/16" I.D.-4 holes	2	A8AZ 1001-A
65/70	X(6 cyl.)-7 1/4" ring gear		Backing plate-2 11/16" I.D.-4 holes	2	C0DZ 1001-A
65/70	X(exc. 7 1/4" ring gear)	"Before 9/30/69"	Backing plate-2 7/8" I.D.-4 holes	2	C1AZ 1001-A
70	X(exc. 7 1/4" ring gear)	"From 9/30/69"	Backing plate-2 7/8" I.D.-4 holes	2	D0OZ 1001-A

COPYRIGHT © 1975 — FORD MOTOR COMPANY — DEARBORN, MICHIGAN

YEAR	MODEL	TYP	REMARKS	TIRES	WHEEL SIZE	NO. HOLES & BOLT CIRCLE	QTY.	PART NUMBER
	1007 WHEEL ASSY. - A -							
65	A(exc. 427 engine)-NOTE 1	P	#Orange paint-NOTE 4		15 x 5.00	5-4 1/2	5	★C8AZ 1007-D r/b D1AZ 1007-A
	A(Taxi)-NOTE 1	P			15 x 5.50	5-4 1/2	5	C1AZ 1007-A
	A(427 engine)-NOTE 1	P			15 x 6.00	5-4 1/2	5	C6AZ 1007-A
66/67	A(exc. 71, P/C)-NOTE 1	P	#Orange paint-NOTE 4		15 x 5.00	5-4 1/2	5	★C8AZ 1007-D r/b D1AZ 1007-A
	A(exc. 71, P/C)-NOTE 2	P			15 x 5.50	5-4 1/2	5	C5SZ 1007-A
	A(71, P/C)-NOTE 3	P			15 x 6.00	5-4 1/2	5	C6AZ 1007-A
68	A(exc. 71 & P/C)-NOTE 1	P	#Orange paint-NOTE 4		15 x 5.00	5-4 1/2	5	★C8AZ 1007-D r/b D1AZ 1007-A
	A(exc. 71 & P/C)-NOTE 2	P	Stamped C8SA 1007-AW or C8AA 1007-C		15 x 5.50	5-4 1/2	5	★C8AZ 1007-A r/b C8AZ 1007-E
	A(71, P/C & all R.P.O. wheels)-NOTE 3	P	Stamped C8AA 1007-DW		15 x 6.00	5-4 1/2	5	★C8AZ 1007-B r/b C8AZ 1007-F
69	A(exc. 71, P/C)-NOTE 1	P	#Orange paint-NOTE 4		15 x 5.00	5-4 1/2	5	★C8AZ 1007-D r/b D1AZ 1007-A
	A(exc. 71, P/C)-NOTE 2	P	# Yellow paint, "V"		15 x 5.50	5-4 1/2	5	C8AZ 1007-E
	A(exc. 71, P/C)-NOTE 3	P	# Brown paint		15 x 6.00	5-4 1/2	5	★C8AZ 1007-F r/b D0LY 1007-A
	A(71)-NOTE 3	P	# Violet paint		15 x 6.50	5-4 1/2	5	★C9AZ 1007-A r/b D1AZ 1007-B
	A(P/C with 8.55 x 15 tires)-NOTE 3	P			15 x 6.50	5-4 1/2	5	★C9AZ 1007-B r/b D1AZ 1007-B
70	A(exc. 71, P/C)-NOTE 1	P	#Orange paint-NOTE 4	F78, G78	15 x 5.00	5-4 1/2	5	★C8AZ 1007-D r/b D1AZ 1007-A
	A(exc. 71, P/C)-NOTE 2	P	# Yellow paint, "V"	F78, G78, H78	15 x 5.50	5-4 1/2	5	C8AZ 1007-E
	A(exc. 71, P/C)-NOTE 3	P	# Brown paint	G78-P/C, H70, 8.25-P/C	15 x 6.00	5-4 1/2	5	★ C8AZ 1007-F r/b D0LY 1007-A
	A(71)-NOTE 3	P	# Violet paint	H78	15 x 6.50	5-4 1/2	5	★C9AZ 1007-A r/b D1AZ 1007-B
	A(P/C with 8.55 x 15 tires)-NOTE 3	P		H78	15 x 6.50	5-4 1/2	5	★C9AZ 1007-B r/b D1AZ 1007-B
71	A(exc. 71, P/C)-NOTE 1-"Before 11/16/70"	P	#Orange paint-NOTE 4		15 x 5.00	5-4 1/2	5	★C8AZ 1007-D r/b D1AZ 1007-A
	A(exc. 71, P/C)-NOTE 1-"From 11/16/70"	P	# White & Pink paint		15 x 5.00	5-4 1/2	5	D1AZ 1007-A
	A(exc. 71, P/C)-NOTE 2	P	# Yellow paint, "V"	H78	15 x 5.50	5-4 1/2	5	C8AZ 1007-E
	A(exc. 71, P/C)-NOTE 3	P	#Brown paint	†8.25-15 ‡8.55-15	15 x 6.00	5-4 1/2	5	★C8AZ 1007-F r/b D0LY 1007-D
	A(71)-NOTE 3	P	#Violet paint	H78	15 x 6.50	5-4 1/2	5	★C9AZ 1007-A r/b D1AZ 1007-B
	A(P/C)-NOTE 3-"Before 2/10/71"	P	#Pink & White paint, "E"	H78	15 x 6.00	5-4 1/2	5	D0LY 1007-A
	A(P/C)-NOTE 3-"From 2/10/71"	P	# Brown, Violet & Yellow paint, "F"	H78	15 x 6.50	5-4 1/2	5	D1AZ 1007-B
72	A(exc. 71, P/C)-NOTE 3	P	# White & Pink paint, "T"	F78, G78	15 x 5.00	5-4 1/2	5	D1AZ 1007-A
	A(exc. 71, P/C)-NOTE 3	P	# Yellow paint, "V"	H78	15 x 5.50	5-4 1/2	5	C8AZ 1007-E
	A(71)-NOTE 3	P	# Brown, Violet & Yellow paint, "F"	H78, HR78	15 x 6.50	5-4 1/2	5	D1AZ 1007-B
	A(P/C)-NOTE 3	P	# Pink & White paint, "E"	8.25-15, HR78	15 x 6.00	5-4 1/2	5	D0LY 1007-A
	A(P/C)-NOTE 3	P	# Brown, Violet & Yellow paint, "F"	8.55-15, HR78	15 x 6.50	5-4 1/2	5	D1AZ 1007-B

NOTE 1-Used for service replacement of all five wheels on a unit with drum front brakes.
NOTE 2-Used for service replacement of all five wheels on a unit with disc front brakes.
NOTE 3-Used for service replacement of all five wheels on a unit with drum or disc front brakes.
NOTE 4-Has 2 3/4" center hole diameter. Replaces C8AZ 1007-C with 2 7/16" center hole diameter.

P-Plain wheel
Identification marking
† P/C except A/C ‡ P/C with A/C

HALPERT_AUCTIONS

YEAR	MODEL	TYPE	REMARKS		WHEEL SIZE	NO. HOLES & BOLT CIRCLE	QTY.	PART NUMBER
	1007 WHEEL ASSY. - continued							
	- B -							
65	B	P	#White paint		14 x 5.00	5-4 1/2	5	C8OZ 1007-G
66	B(exc.71)-6 cyl.& 8 cyl.289	P			14 x 4.50	5-4 1/2	5	C6OZ 1007-A
	B(8 cyl.390)	P	#White paint		14 x 5.00	5-4 1/2	5	C8OZ 1007-G
	B	SS	Use with 1210 trim ring		14 x 5.00	5-4 1/2	5	C6ZZ 1007-A
	B	SS	Chrome-cavities painted grey gold		14 x 5.00	5-4 1/2	5	C5ZZ 1007-B
	B(63D, 76D GT Models)	P			14 x 5.50	5-4 1/2	5	C2AZ 1007-C
67	B(exc.71)-6 cyl.& 8 cyl.289	P			14 x 4.50	5-4 1/2	5	C6OZ 1007-A
	B	P	#White paint		14 x 5.00	5-4 1/2	5	C8OZ 1007-G
	B-GT w/F70 x 14 wide oval tires	P	#Red paint		14 x 5.50	5-4 1/2	5	C8OZ 1007-H
	B	SS	Use with 1210 trim ring		14 x 5.50	5-4 1/2	5	C7ZZ 1007-B
	B(GT)	SS	Painted grey		14 x 5.50	5-4 1/2	5	C7OZ 1007-B
68	B(disc brakes)	P	Stamped C8OA 1007-EW, FW, GW or HW		14 x 5.00	5-4 1/2	5	★C8OZ 1007-C r/b C8OZ 1007-G
	B	P	#White paint		14 x 5.00	5-4 1/2	5	C8OZ 1007-G
	B(exc.GT, 66, 71)-disc brakes	P	Stamped C8ZA 1007-AW, BW or CW		14 x 6.00	5-4 1/2	5	★C8ZZ 1007-A r/b C8ZZ 1007-D
	B(exc.66, 71)	P	#Tan paint		14 x 6.00	5-4 1/2	5	C8ZZ 1007-D
	B(exc.66)-disc brakes	SS	Black reflective paint		14 x 6.00	5-4 1/2	5	★C8OZ 1007-F m/w C8OZ 1007-K
	B(exc.66)	SS	Reflective silver		14 x 6.00	5-4 1/2	5	C8OZ 1007-K
	B (disc brakes)	SS	Chrome-stamped C8OA 1007-N, T or Z		14 x 6.00	5-4 1/2	5	★C8ZZ 1007-C r/b C8ZZ 1007-E
	B	SS	Chrome		14 x 6.00	5-4 1/2	5	C8ZZ 1007-E
	B-disc brakes	SS	Silver-stamped C8OA 1007-L or M-use w/1210 trim ring		14 x 6.00	5-4 1/2	5	★C8OZ 1007-E r/b C8OZ 1007-J
	B	SS	Silver-use with 1210 trim ring		14 x 6.00	5-4 1/2	5	C8OZ 1007-J
69	B	P	#White paint		14 x 5.00	5-4 1/2	5	C8OZ 1007-G
	B(exc.66, 71)	P	#Tan paint		14 x 6.00	5-4 1/2	5	C8ZZ 1007-D
	B(exc.66)	SS	Reflective silver		14 x 6.00	5-4 1/2	5	C8OZ 1007-K
	B(exc. Rio Grande)	SS	Chrome		14 x 6.00	5-4 1/2	5	C8ZZ 1007-E
	B(exc. Rio Grande)	SS	Silver-use with 1210 trim ring		14 x 6.00	5-4 1/2	5	C8OZ 1007-J
	B(exc. Rio Grande)	SS	Primed-use with 1A079 insert		14 x 6.00	5-4 1/2	5	C9ZZ 1007-B
	B(66A, B)-Rio Grande	SS			14 x 6.00	5-4 1/2	4	C9OZ 1007-F
				TIRES				
70	B	P	#White paint	E78, F78 G78, 8.25-P/C	14 x 5.00	5-4 1/2	5	C8OZ 1007-G
	B	P	#White & Violet paint	E70, F70, G70, G78,	14 x 7.00	5-4 1/2	5	D0OZ 1007-B
	B	SS	Painted argent # White & Yellow paint, "G"	E70, F70, G70, G78	14 x 7.00	5-4 1/2	5	D0ZZ 1007-C
	B	P	Green paint, "D"	F60	15 x 7.00	5-4 1/2	5	D0OZ 1007-A
	B	SS	Chrome	F60	15 x 7.00	5-4 1/2	5	C9ZZ 1007-D
71	B	P	#White paint	E78, F78, G78% 8.25-P/C	14 x 5.00	5-4 1/2	5	C8OZ 1007-G
	B	P	# White & Violet paint	E70, F70, G70, E78, F78, G78	14 x 7.00	5-4 1/2	5	D0OZ 1007-B
	B(Halo pkg. option)						5	
	B	SS	Painted argent # White & Yellow paint, "G"	E70, F70, G70	14 x 7.00	5-4 1/2	5	D0ZZ 1007-C
	B	P	# Green paint, "D"	F60⊕	15 x 7.00	5-4 1/2	5	D0OZ 1007-A
	B "Before 4/2/71"	SS	Chrome	F60⊕	15 x 7.00	5-4 1/2	5	C9ZZ 1007-D
	B "From 4/2/71"	SS	Chrome-# Orange paint, "J"		15 x 7.00	5-4 1/2	5	D1OZ 1007-A

\# Identification marking P - Plain wheel SS - Styled steel wheel % Except Ranchero

⊕ Not available on 250 C.I.D. engine

COPYRIGHT © 1975 — FORD MOTOR COMPANY — DEARBORN, MICHIGAN

1007 WHEEL ASSY. - continued

YEAR	MODEL	TYPE	REMARKS		WHEEL SIZE	NO. HOLES & BOLT CIRCLE	QTY.	PART NUMBER
			TIRES					
	- B -							
72	B(53,63,65,97)- exc. P/C	P	# Red & Green paint, "P"	E78, F78, G78	14 x 5.00	5-4 1/2	5	★D2OZ 1007-A r/b D3OZ 1007-A
	B(Taxi) "Before 2/21/72"			G78			5	
	B(53,65)--exc. P/C	P	# White & Yellow paint, "S"	E70, F70, G70	14 x 6.00	5-4 1/2	5	D2OZ 1007-E
	B(71)-exc. P/C			H78			5	
	B(97)			E70, F70, G70, E78, F78, G78			5	
	B	SS	Chrome-# red paint, "H"	H78	14 x 7.00	5-4 1/2	5	★D2OZ 1007-F r/b D4OZ 1007-A
	B(97)	P	# Pink & White paint, "E"	F78, G78, HR78	15 x 6.00	5-4 1/2	5	D0LY 1007-A
	B(P/C)			8.25-15, HR78			5	
	B(Taxi) "From 2/21/72"			G78			5	
	B(Magnum 500 wheels)							Use S/S wheel
	- F -							
65	F(6 cyl.)	P			13 x 4.50	4-4 1/2	5	★C0DZ 1007-A r/b D0DZ 1007-A
	F(6 cyl.)	P			14 x 4.50	4-4 1/2	5	C4DZ 1007-A
	F(except GT350)-8 cyl.	P			13 x 4.50	5-4 1/2	5	C1UU 1007-A
	F(except GT350)-8 cyl.	P	# White paint		14 x 5.00	5-4 1/2	5	C8OZ 1007-G
	F(except GT350) "Before 2/1/65"	SS	Chrome-cavities painted grey		14 x 5.00	5-4 1/2	5	★C5ZZ 1007-A r/b C5ZZ 1007-B
	F(except GT350)-8 cyl.- "From 2/1/65"	SS	Chrome-cavities painted grey gold		14 x 5.00	5-4 1/2	5	C5ZZ 1007-B
	F(except GT350)-8 cyl.	P			15 x 5.50	5-4 1/2	5	C1AZ 1007-A
	F(GT350)	SS	Painted grey		14 x 6.00	5-4 1/2	5	S2MS 1007-B
	F(GT350)	SS	Chrome		14 x 6.00	5-4 1/2	5	S2MS 1007-C
66	F(6 cyl.)	P			13 x 4.50	4-4 1/2	5	★C0DZ 1007-A r/b D0DZ 1007-A
	F(6 cyl.)	P			14 x 4.50	4-4 1/2	5	C4DZ 1007-A
	F(except GT350)-8 cyl.	P	# White paint		14 x 5.00	5-4 1/2	5	C8OZ 1007-G
	F(except GT350)-8 cyl.	SS	Cavities painted grey gold		14 x 5.00	5-4 1/2	5	C5ZZ 1007-B
	F(except GT350)	SS	Use with 1210 trim ring		14 x 5.00	5-4 1/2	5	C6ZZ 1007-A
	F(except GT350)-8 cyl.	P			15 x 5.50	5-4 1/2	5	C1AZ 1007-A
	F(GT350)	SS	Painted grey		14 x 6.00	5-4 1/2	5	S2MS 1007-B
	F(GT350)	SS	Chrome		14 x 6.00	5-4 1/2	5	S2MS 1007-C
	F(GT350)	P			15 x 6.00	5-4 1/2	5	C8AZ 1007-F
67	F(6 cyl.)	P			14 x 4.50	4-4 1/2	5	C4DZ 1007-A
	F(except GT350/500)-8 cyl.	P	# White paint		14 x 5.00	5-4 1/2	5	C8OZ 1007-G
	F(except GT350/500)	SS	Use with 1210 trim ring		14 x 5.50	5-4 1/2	5	C7ZZ 1007-B
	F(GT)	SS	Painted grey		14 x 5.50	5-4 1/2	5	C7OZ 1007-B
	F(except GT350/500)- 8 cyl. 390	P	Stamped C8ZA 1007-AW, BW, CW		14 x 6.00	5-4 1/2	5	★C8ZZ 1007-A r/b C8ZZ 1007-D
	F(except GT350/500)-competition	P			15 x 6.00	5-4 1/2	5	C7ZZ 1007-D
	F(GT350/500)	P	Painted black		15 x 6.00	5-4 1/2	5	★C8AZ 1007-B r/b D0LY 1007-A
	F(GT350/500)	SA	Chromed rim-mag star		15 x 7.00	5-4 1/2	5	S7MS 1007-C
68	F(6 cyl.)	P	# Yellow & Green paint		14 x 5.00	4-4 1/2	5	C8DZ 1007-A
	F(exc. GT, GT350/500)	P	# White paint		14 x 5.00	5-4 1/2	5	C8OZ 1007-G
	F(exc. GT, GT350/500)- disc brakes	P	Stamped C8OA 1007-EW, FW, GW, HW		14 x 5.00	5-4 1/2	5	★C8OZ 1007-C r/b C8OZ 1007-G
	F(exc. GT, GT350/500)- disc brakes	P	Stamped C8ZA 1007-AW, BW, CW		14 x 6.00	5-4 1/2	5	★C8ZZ 1007-A r/b C8ZZ 1007-D

Identification marking P - Plain wheel SS - Styled steel wheel SA - Styled aluminum wheel

HALPERT_AUCTIONS

1007 WHEEL ASSY. - continued

YEAR	MODEL	TYPE	REMARKS	TIRES	WHEEL SIZE	NO. HOLES & BOLT CIRCLE	QTY.	PART NUMBER
	- F -							
68	F(exc.GT,GT350/500-disc brakes	SS	Silver-stamped C8OA 1007-L,M-use w/1210 trim ring		14 x 6.00	5-4 1/2	5	★C8OZ 1007-E r/b C8OZ 1007-J
	F(exc.GT,GT350/500)-disc brakes	SS	Chrome-stamped C8OA 1007-N,T,Z		14 x 6.00	5-4 1/2	5	★C8ZZ 1007-C r/b C8ZZ 1007-E
	F(exc.GT,GT350/500)	P	#Red paint		14 x 6.00	5-4 1/2	5	C8ZZ 1007-D
	F(exc.GT,GT350/500)	SS	Silver-use with 1210 trim ring		14 x 6.00	5-4 1/2	5	C8OZ 1007-J
	F(exc.GT,GT350/500)	SS	Chrome		14 x 6.00	5-4 1/2	5	C8ZZ 1007-E
	F(GT)-disc brakes	SS	Black		14 x 6.00	5-4 1/2	5	★C8OZ 1007-F m/w C8OZ 1007-K
	F(GT)	SS	Reflective silver		14 x 6.00	5-4 1/2	5	C8OZ 1007-K
	F(GT350/500)	P	Painted black-stamped C8AA 1007-DW		15 x 6.00	5-4 1/2	5	C8AZ 1007-B
69	F(6 cyl.)	P	#Yellow & Green paint		14 x 5.00	4-4 1/2	5	C8DZ 1007-A
	F(exc.GT, Boss, GT350/500)	P	#White paint		14 x 5.00	5-4 1/2	5	C8OZ 1007-G
	F(exc.GT, Boss, GT350/500)	P	#Red paint		14 x 6.00	5-4 1/2	5	C8ZZ 1007-D
	F(exc.GT, Boss, GT350/500)	SS	Silver-use with 1210 trim ring		14 x 6.00	5-4 1/2	5	C8OZ 1007-J
	F(exc.GT, Boss, GT350/500) (Standard Mach I)	SS	Chrome		14 x 6.00	5-4 1/2	5	C8ZZ 1007-E
	F(exc.GT, Boss, GT350/500)-"Before 10/15/68"	SS	Primed		14 x 6.00	5-4 1/2	5	★C9ZZ 1007-A r/b C9ZZ 1007-B
	F(exc.GT, Boss, GT350/500)-"From 10/15/68"	SS	Primed-use with 1A079 insert stamped ED-C9AZ 1007-B1 or B2		14 x 6.00	5-4 1/2	5	C9ZZ 1007-B
	F(GT)	SS	Reflective silver		14 x 6.00	5-4 1/2	5	C8OZ 1007-K
	F(GT350/500)	P	Use for spare wheel-# Red paint		14 x 6.00	5-4 1/2	1	C8ZZ 1007-D
	F(GT350/500)	P	#Brown paint		15 x 6.00	5-4 1/2	4	★C8AZ 1007-F r/b D0LY 1007-A
	F(Boss 302)	SS	Chrome		15 x 7.00	5-4 1/2	5	C9ZZ 1007-D
	F(Boss 302)	SS	Painted argent		15 x 7.00	5-4 1/2	5	C9ZZ 1007-E
	F(Boss 429)	SS	Chrome		15 x 7.00	5-4 1/2	4	C9ZZ 1007-H
	F(GT350/500)	SS			15 x 7.00	5-4 1/2	4	C9ZZ 1007-J
70	F(6 cyl.)	P	#Yellow & Green paint	E78	14 x 5.00	4-4 1/2	5	C8DZ 1007-A
	F(exc.Boss,GT350/500)	P	#Red paint	E70,E78,F70,F78†	14 x 6.00	5-4 1/2	5	C8ZZ 1007-D
	F(exc.Boss,GT350/500)	SS	Primed-use with 1A079 insert		14 x 6.00	5-4 1/2	5	C9ZZ 1007-B
	F(except Boss,GT350/500)	SS	Painted argent #Brown & Pink paint	E70,E78,F70	14 x 6.00	5-4 1/2	5	D0ZZ 1007-B
	F(exc.Boss,GT350/500)	P	#White & Violet paint	E70,F70	14 x 7.00	5-4 1/2	5	D0OZ 1007-B
	F (exc. Boss,GT350/500)		Painted argent # White & Yellow paint, "G"	E70,F70	14 x 7.00	5-4 1/2	5	D0ZZ 1007-C
	F(exc.GT350/500)	P	# Green paint, "D"	F60	15 x 7.00	5-4 1/2	5	D0OZ 1007-A
	F(Boss)	P	Use for spare wheel-Red paint	E70,E78,F70,F78†	14 x 6.00	5-4 1/2	1	C8ZZ 1007-D
	F(Boss)	SS	Chrome	F60	15 x 7.00	5-4 1/2	5	C9ZZ 1007-D
	F(GT350/500)	SS			15 x 7.00	5-4 1/2	4	C9ZZ 1007-J
71	F	P	# Brown & Violet paint, "N"-collapsible spare tire	E78,F78 F78	14 x 6.00	5-4 1/2	5 1	D0DZ 1007-B
	F	P	# White & Violet paint	E70,F70	14 x 7.00	5-4 1/2	5	D0OZ 1007-B
	F	SS	Painted argent # White & Yellow paint, "G"	E70,F70	14 x 7.00	5-4 1/2	5	D0ZZ 1007-C
	F	P	# Green paint, "D"	F60♦	15 x 7.00	5-4 1/2	5	D0OZ 1007-A
	F "Before 4/2/71"	SS	Chrome	F60	15 x 7.00	5-4 1/2	5	C9ZZ 1007-D
	F "From 4/2/71"	SS	Chrome-# Orange paint, "J"		15 x 7.00	5-4 1/2	5	D1OZ 1007-A

Identification marking † Collapsible tire P - Plain wheel SS - Styled steel wheel
♦ Competition handling package

COPYRIGHT © 1975 — FORD MOTOR COMPANY — DEARBORN, MICHIGAN

1007 WHEEL ASSY. - continued

YEAR	MODEL	TYP	REMARKS	WHEEL SIZE	NO. HOLES & BOLT CIRCLE	QTY.	PART NUMBER
			TIRES				
	- F -						
72	F	P	‡Brown & Violet paint, "N" - collapsible spare tire	E78, F78	14 x 6.00	5-4 1/2	5 1 D0DZ 1007-B
	F	P	#White & Violet paint	E70, F70	14 x 7.00	5-4 1/2	5 D0OZ 1007-B
	F	SS	Painted argent # White & Yellow paint, "G"	E78, F70	14 x 7.00	5-4 1/2	5 D0ZZ 1007-C
	F	P	# Green paint, "D"	F60	15 x 7.00	5-4 1/2	5 D0OZ 1007-A
	F	SS	Chrome-# Orange paint, "J"	F60	15 x 7.00	5-4 1/2	5 D1OZ 1007-A
	F(Magnum 500 wheels)						Use S/S wheel
	- L -						
71	L	P	# Pink paint, "A"	6.00	13 x 4.00	4-4 1/4	5 D1FZ 1007-A
	L	P	# Green paint, "B"	A70, A78	13 x 5.00	4-4 1/4	5 ★D1FZ 1007-B r/b D2FZ 1007-A
	L	SA	#B-black paint stripe	A70,A78, 175	13 x 5.00	4-4 1/4	4 § D3FZ 1007-A
72	L(62,64)	P	# Pink paint, "A"	6.00	13 x 4.00	4-4 1/4	5 D1FZ 1007-A
	L(62,64)	P	# Green paint, "B"	A70,A78	13 x 5.00	4-4 1/4	5 ★D1FZ 1007-B r/b D2FZ 1007-A
	L(73)	P	# Yellow paint, "C"	A70,A78 175-13, 175R-13	13 x 5.00	4-4 1/4	5 D2FZ 1007-A
	L	SA	#B-black paint stripe	A70,A78, 175	13 x 5.00	4-4 1/4	4 § D3FZ 1007-A
	- P -						
70	P(6 cyl.)	P	# Red & White paint	6.00	13 x 4.50	4-4 1/2	5 D0DZ 1007-A
	P(6 cyl.) "Before 8/25/69"	P	Use with hub caps only		14 x 4.50	4-4 1/2	5 C4DZ 1007-A
	P(6 cyl.) "From 8/25/69"	P	Orange & Yellow paint	B78,C78, 6.45	14 x 4.50	4-4 1/2	5 D0DZ 1007-E
	P(6 cyl.)	P	Use w/wheel covers only		14 x 5.00	4-4 1/2	5 C8DZ 1007-A
	P(6 cyl.)	P	#Brown & Green paint, "L"	D70	14 x 6.00	4-4 1/2	5 D0DZ 1007-C
71	P(6 cyl.)	P	#Red & White paint		13 x 4.50	4-4 1/2	5 D0DZ 1007-A
	P(6 cyl.)	P	#Orange & Yellow paint	B78,C78	14 x 4.50	4-4 1/2	5 D0DZ 1007-E
	P(6 cyl.)	P	#Brown & Green paint, "L"	D70	14 x 6.00	4-4 1/2	5 D0DZ 1007-C
	P(6 cyl. & 8 cyl.)	P	#Brown & Violet paint, "N"	D70	14 x 6.00	5-4 1/2	5 D0DZ 1007-B
	P(8 cyl.)	P	#White & Orange paint, "M"	B78, C78	14 x 4.50	5-4 1/2	5 D0DZ 1007-D
	P(8 cyl.)	SS	Painted argent - # Brown & Yellow paint	D70	14 x 6.00	5-4 1/2	5 ★D0DZ 1007-F Not replaced
72	P(6 cyl.)	P	#Orange & Yellow paint	6.45,B78	14 x 4.50	4-4 1/2	5 D0DZ 1007-E
	P(6 cyl. 250 & 8 cyl.)-exc. Calif.	P	# "F"	ER-70	14 x 5.50	5-4 1/2	5 D3ZZ 1007-A
	P(6 cyl.170,200)	P	#Brown & Green paint, "L"	D70	14 x 6.00	4-4 1/2	5 D0DZ 1007-C
	P(6 cyl.250 & 8 cyl.)	P	#Brown & Violet paint, "N"	D70	14 x 6.00	5-4 1/2	5 D0DZ 1007-B
	P(8 cyl.)	P	#White & Orange paint, "M"	6.45,B78	14 x 4.50	5-4 1/2	5 D0DZ 1007-D
	- S -						
65/67	S	P			15 x 5.50	5-4 1/2	5 C5SZ 1007-A
68/69	S	P	#Yellow paint, "V"		15 x 5.50	5-4 1/2	5 C8AZ 1007-E
70/	S	P	# Pink & White paint, "E"	H78,HR78, 215	15 x 6.00	5-4 1/2	5 D0LY 1007-A
	- U -						
66	U	P	H/D		15 x 5.50	5-5 1/2	5 C5TZ 1007-D
	U	P	External hub cap fastening or 73813	# 75160	15 x 5.50	5-5 1/2	5 ★C8TZ 1007-D r/b D2TZ 1015-B
	U	P	External hub cap fastening	# 75192	16 x 5.00	5-5 1/2	5 ★B4TZ 1007-C r/b D2TZ 1007-E
67	U	P	External hub cap fastening or 73813	# 75160	15 x 5.50	5-5 1/2	5 ★C8TZ 1007-D r/b D2TZ 1015-B
	U	P	External hub cap fastening	# 75192	16 x 5.00	5-5 1/2	5 ★B4TZ 1007-C r/b D2TZ 1007-E

Identification marking SS - Styled wheel P - Plain wheel SA - Styled aluminum wheel

HALPERT_AUCTIONS

1007 WHEEL ASSY. - continued

YEAR	MODEL	TYPE	REMARKS	WHEEL SIZE	NO. HOLES & BOLT CIRCLE	QTY.	PART NUMBER
	- U -						
68/71	U "Before Ser.M00,001"	P	External hub cap fastening #75160 or 73813	15 x 5.50	5-5 1/2	5	★C8TZ 1007-D r/b D2TZ 1015-B
	U " From Ser.M00,001"	P		15 x 5.50	5-5 1/2	5	D2TZ 1015-B
	U	P	External hub cap fastening #75192	16 x 5.00	5-5 1/2	5	★B4TZ 1007-C r/b D2TZ 1007-E
72	U	P		15 x 5.50	5-5 1/2	5	D2TZ 1015-B
	U	P	External hub cap fastening	16 x 5.00	5-5 1/2	5	D2TZ 1007-E
	- X -						
65	X(6 cyl.)	P		13 x 4.00	4-4 1/2	5	★C0DD 1007-J r/b D0DZ 1007-A
	X(6 cyl.)	P	Use w/6.50-13 tires -	13 x 4.50	4-4 1/2	5	★C0DZ 1007-A r/b D0DZ 1007-A
	X(6 cyl.)	P		14 x 4.50	4-4 1/2	5	C4DZ 1007-A
	X(8 cyl.)	P	♯White paint	14 x 5.00	5-4 1/2	5	C8OZ 1007-G
66	X(54, 62A, B)-6 cyl.	P	Use w/6.50-13 tires-	13 x 4.50	4-4 1/2	5	★C0DZ 1007-A r/b D0DZ 1007-A
	X(54, 62)-6 cyl.	P		14 x 4.50	4-4 1/2	5	C4DZ 1007-A
	X(54, 62)-8 cyl.	P		14 x 4.50	5-4 1/2	5	C6OZ 1007-A
	X(66, 71)	P	♯White paint	14 x 5.00	5-4 1/2	5	C8OZ 1007-G
67	X(54, 62)-6 cyl.	P		14 x 4.50	4-4 1/2	5	C4DZ 1007-A
	X(54, 62)-8 cyl.	P		14 x 4.50	5-4 1/2	5	C6OZ 1007-A
	X(62C)-w/185 R14 or 7.35-14 radial ply tires	P		14 x 5.00	4-4 1/2	5	★C7DZ 1007-A r/b C8DZ 1007-A
	X(66, 71)	P	♯White paint	14 x 5.00	5-4 1/2	5	C8OZ 1007-G
68	X(6 cyl.)	P	#Yellow & Green paint	14 x 5.00	4-4 1/2	5	C8DZ 1007-A
	X-disc brakes	P	Stamped C8OA 1007-EW, FW, GW, HW	14 x 5.00	5-4 1/2	5	★C8OZ 1007-C r/b C8OZ 1007-G
	X	P	#White paint	14 x 5.00	5-4 1/2	5	C8OZ 1007-G
69/70	X(6 cyl.)	P	# Yellow & Green paint	14 x 5.00	4-4 1/2	5	C8DZ 1007-A
	X	P	#White paint	14 x 5.00	5-4 1/2	5	C8OZ 1007-G

1012 NUT - WHEEL HUB BOLT

S1MS 1012-A S2MS 1012-A S7MS 1012-B S7MS 1012-C S7MS 1012-D

P-6826

1965/69 WHEEL LUG NUT (MUSTANG GT350/500)

YEAR	MODEL	DESCRIPTION	QTY.	PART NUMBER
	- A -			
65	A	1/2"-20-open-zinc plate	20	C0AZ 1012-A
66/69	A	1/2"-20-open-zinc plate	20	C0AZ 1012-A
	A	1/2"-20-blind-chrome-use w/bolt-on wheel covers	20	C6AZ 1012-A
70/	A	1/2"-20-open-zinc plate	20	C0AZ 1012-A
	- B -			
65/69	B	1/2"-20-open-zinc plate-exc. w/styled wheels	20	C0AZ 1012-A
	B	1/2"-20-blind-chrome-use w/styled steel wheels	20	C5ZZ 1012-B
70/	B	1/2"-20-open-zinc plate-exc. w/styled wheels	20	C0AZ 1012-A
	B	1/2"-20-blind-chrome-use w/styled steel wheels	20	C4GY 1012-A

Identification marking P - Plain wheel SS - Styled steel wheel

COPYRIGHT © 1975 — FORD MOTOR COMPANY — DEARBORN, MICHIGAN

HALPERT_AUCTIONS

YEAR	MODEL	DESCRIPTION	QTY.	PART NUMBER
	1012 NUT - WHEEL HUB BOLT -continued			
	- F -			
65/66	F(exc. GT350)	1/2"-20-blind-chrome-use w/styled steel wheels	20	C5ZZ 1012-B
	F(exc. GT350)	1/2"-20-open-zinc plate	AR	C0AZ 1012-A
	F(GT350)	Cragar-use w/S1MS 1007-B & S2MS 1007-A	20	S1MS 1012-A
	F(exc. GT350) - 1966	1/2"-20-blind-chrome-use w/bolt-on wheel covers	AR	C6AZ 1012-A
67	F(exc. GT350/500)	1/2"-20-blind-chrome-use w/bolt-on wheel covers	AR	C6AZ 1012-A
	F(exc. GT350/500)	1/2"-20-open-zinc plate	AR	C0AZ 1012-A
	F(exc. GT350/500)	1/2"-20-blind-chrome-use w/styled steel wheels	20	C5ZZ 1012-B
	F(GT350/500)	Use w/S7MS 1007-D	20	S7MS 1012-D
	F(GT350/500)	Use w/C8AZ 1007-B	20	S7MS 1012-C
68	F(exc. GT350/500)	1/2"-20-open-zinc plate	AR	C0AZ 1012-A
	F(exc. GT350/500)	1/2"-20. blind-chrome-use w/styled steel wheels	20	C5ZZ 1012-B
	F(exc. GT350/500)	1/2"-20-blind-chrome-use w/bolt-on wheel covers	AR	C6AZ 1012-A
	F(GT350/500)	Use w/C8AZ 1007-B	20	S7MS 1012-C
69	F(exc. GT350/500)	1/2"-20-blind-chrome-use w/styled steel wheels	20	C5ZZ 1012-B
	F(exc. GT350/500)	1/2"-20-blind-chrome-use w/bolt-on wheel covers	AR	C6AZ 1012-A
	F(exc. GT350/500)	1/2"-20-open-zinc plate-exc. w/styled wheels	AR	C0AZ 1012-A
	F(GT350/500)	Use with C8AZ 1007-F	20	S7MS 1012-D
70	F(exc. Boss)	1/2"-20-open-zinc plate-exc. w/styled wheels	AR	C0AZ 1012-A
	F(exc. Boss)	1/2"-20-blind-chrome-use w/styled steel wheels	20	C4GY 1012-A
	F(Boss)	1/2"-20-blind-chrome-use w/styled steel wheels	20	C5ZZ 1012-B
71/	F	1/2"-20-open-zinc plate-exc. w/styled wheels	20	C0AZ 1012-A
	F	1/2"-20-blind-chrome-use w/styled steel wheels	20	C4GY 1012-A
	- L -			
71/	L	1/2"-20-open-zinc plate	16	C0AZ 1012-A
	- P -			
70/	P	1/2"-20-open-zinc plate	AR	C0AZ 1012-A
	- S -			
65/	S	1/2"-20-open-zinc plate	20	C0AZ 1012-A
	- U -			
66/	U	1/2"-20-open-zinc plate	20	C0AZ 1012-A
	- X -			
65/70	X	1/2"-20-open-zinc plate	AR	C0AZ 1012-A
	1015 WHEEL ASSY. - Refer to Group 1007			
	1A028 SLEEVE and RING ASSY. - LOCKOUT HUB			
66/	U	Use with Dana (Spicer) free running hub-also supplied in C4TZ 1104-D, C8TZ 1104-A	2	C4TZ 1A028-A
	1A029 KNOB - LOCKOUT HUB ACTUATING			
66/67	U	Use with Dana (Spicer) free running hub -also supplied in C4TZ 1104-D	2	C4TZ 1A029-A
68/	U	Use with Dana (Spicer) free running hub-also supplied in C8TZ 1104-A	2	C8TZ 1A029-A
	1A030 "O" RING - FREE RUNNING HUB KNOB			
66/67	U	Use with Dana (Spicer) free running hub -also supplied in C4TZ 1104-D	2	C1TZ 1A030-A
68/	U	Inner-use with Dana (Spicer) free running hub-3" I.D. -also supplied in C8TZ 1104-A	2	C8TZ 1A030-A
68/	U	Outer-use with Dana (Spicer) free running hub-2" I.D. -also supplied in C8TZ 1104-A	2	C8TZ 1A030-B

HALPERT_AUCTIONS

YEAR	MODEL	DESCRIPTION	QTY.	PART NUMBER
	1A031 BOLT - LOCKOUT HUB RETAINING PLATE			
68/	U	Use with Dana (Spicer) free running hub - No. 10-24 x 1 3/32" - socket head - also supplied in C8TZ 1104-A	12	C8TZ 1A031-A
	1040 WEIGHT-WHEEL BALANCE			
65/	A,B,F,L,P,S	3/4 oz.	AR	♦C7AZ 1040-G
		1 1/4 oz.	AR	♦C7AZ 1040-H
		1 3/4 oz.	AR	♦C7AZ 1040-J
67/	A,B,F,L,P,S,X	1/4 oz.	AR	♦CC1CZ 1040-AUP
		1/2 oz.	AR	☆C7AZ 1040-A
		1/2 oz.	AR	♦CB9AA 1040-AUP
		1 oz.	AR	☆C7AZ 1040-B
		1 oz.	AR	♦CB9AA 1040-BUP
		1 1/2 oz.	AR	☆C7AZ 1040-C
		1 1/2 oz.	AR	♦CB9AA 1040-CUP
		2 oz.	AR	☆C7AZ 1040-D
		2 oz.	AR	♦CB9AA 1040-DUP
		2 1/2 oz.	AR	☆C7AZ 1040-E
		2 1/2 oz.	AR	♦CB9AA 1040-EUP
		3 oz.	AR	☆C7AZ 1040-F
		3 oz.	AR	♦CB9AA 1040-FUP
		3 1/2 oz.	AR	♦8M 1040-GUP
		4 oz.	AR	♦8M 1040-HUP
	1A050 PLATE - LOCKOUT HUB RETAINING			
66/67	U	Use with Dana (Spicer) free running hub - also supplied in C4TZ 1104-D	2	C4TZ 1A050-A
68/	U	Use with Dana (Spicer) free running hub - also supplied in C8TZ 1104-A	2	C8TZ 1A050-A
	1A051 RETAINER - LOCKOUT HUB CLUTCH			
66/67	U	Use with Dana (Spicer) free running hub - also supplied in C4TZ 1104-D	2	C4TZ 1A051-A
68/	U	Use with Dana (Spicer) free running hub - also supplied in C8TZ 1104-A	2	C8TZ 1A051-A
	1A052 RING and BUSHING ASSY. - LOCKOUT HUB-INNER			
66/	U	Use with Dana (Spicer) free running hub - also supplied in C4TZ 1104-D & C8TZ 1104-A	2	C4TZ 1A052-A
	1A053 CAM - LOCKOUT HUB ACTUATING			
66/67	U	Use with Dana (Spicer) free running hub - also supplied in C4TZ 1104-D	2	C4TZ 1A053-A
68/	U	Use with Dana (Spicer) free running hub - also supplied in C8TZ 1104-A	2	C8TZ 1A053-A
	1A054 SPRING - LOCKOUT HUB PRESSURE			
66/69	U "Before Ser.F30,001"	Use with Dana (Spicer) free running hub - also supplied in C4TZ 1104-D, C8TZ 1104-A	2	★C4TZ 1A054-A r/b C9TZ 1A054-A
69/	U "From Ser.F30,001"	Use with Dana (Spicer) free running hub - also supplied in C8TZ 1104-A	2	C9TZ 1A054-A
	1A055 RETAINER - LOCKOUT HUB PRESSURE SPRING			
66/	U	Use with Dana (Spicer) free running hub - also supplied in C4TZ 1104-D & C8TZ 1104-A	2	C4TZ 1A055-A
	1A079 INSERT - WHEEL SPIDER TRIM			
69	B, F	Use with C9ZZ 1007-B-12 required per wheel	60	C9ZZ 1A079-A
70	F		60	
	1097 SEAL and LOCK RING KIT - FREE RUNNING HUB			
66/67	U	Use for C4TZ 1104-D - Dana (Spicer) hub - Consists of 1-C1TZ 1A030-A "O" Ring - 1-378391-S "O" Ring 1-371834-S Lock Ring 1-378392-S Lock Ring	2	B9TZ 1097-A

☆ U.S. only ♦ Canada only

COPYRIGHT © 1975 — FORD MOTOR COMPANY — DEARBORN, MICHIGAN

HALPERT_AUCTIONS

YEAR	MODEL	DESCRIPTION	QTY.	PART NUMBER
	1102 HUB and BRAKE DRUM - FRONT WHEEL - Also refer to Group 1102 Hub and Rotor			
	- A -			
65/68	A(11" x 2 1/2" brakes) NOTE 1	11 1/32" I.D. -2 25/32" brake surface - incl. B5A 1202-A and B5A 1217-A cups	2	C5AZ 1102-B
	A(11" x 3" brakes)-except Taxi with aluminum drums NOTE 1	11 1/32" I.D. -3 9/32" brake surface - incl. B5A 1202-A and B5A 1217-A cups	2	C5AZ 1102-A
65/67	A(11" x 3" brakes), Taxi NOTE 1	Aluminum drum-11" I.D. -3 1/4" brake surface - incl. B5A 1202-A and B5A 1217-A cups	2	C3AZ 1102-E
69	A(11" x 2 1/2" brakes) NOTE 1	11 1/32" I.D. -2 25/32" brake surface - incl. B5A 1202-A and B5A 1217-A cups	2	C9AZ 1102-B
	A(11" x 3" brakes) NOTE 1	11 1/32" I.D. -3 9/32" brake surface - incl. B5A 1202-A and B5A 1217-A cups	2	C9AZ 1102-C
70/	A(11" x 2 1/2" brakes)	Incl. D0AZ 1202-A and D0AZ 1217-A cups	2	D0AZ 1102-B
	A(11" x 3" brakes)	Incl. D0AZ 1202-A and D0AZ 1217-A cups	2	D0AZ 1102-C
	- B -			
65/66	B(10" x 2 1/4" brakes) NOTE 1	10" I.D. -2 13/16" brake surface-non-flared - incl. B5A 1202-A and B5A 1217-A cups	2	C3OZ 1102-D
67/68	B(10" x 2 1/2" fade resistant brakes) NOTE 1		2	
66/68	B(10" x 2 1/2" brakes) NOTE 1	10" I.D. -2 3/4" brake surface-flared - incl. B5A 1202-A and B5A 1217-A cups	2	C9OZ 1102-B
67/68	B(10" x 2 1/4" brakes) NOTE 1	10" I.D. -2 9/16" brake surface - incl. B5A 1202-A and B5A 1217-A cups	2	C7OZ 1102-A
69	B(10" x 2 1/4" & 10" x 2 1/2" brakes) NOTE 1	10" I.D. -2 3/4" brake surface-flared - incl. B5A 1202-A and B5A 1217-A cups	2	C9OZ 1102-B
70/71	B(10" x 2 1/4" & 10" x 2 1/2" brakes)	Incl. D0AZ 1202-A and D0AZ 1217-A cups	2	D0OZ 1102-A
	- F -			
65/66	F(9" x 2 1/4" brakes)	9" x 2 1/2" brake surface - incl. C0DD 1202-A and C0DD 1217-A cups	2	C1DZ 1102-B
65/66	F(10" x 2 1/4" brakes) NOTE 1	10" I.D. -2 13/16" brake surface-non-flared- incl. B5A 1202-A and B5A 1217-A cups	2	C3OZ 1102-D
67/68	F(10" x 2 1/2" fade resistant brakes) NOTE 1		2	
67/68	F(9" x 2 1/4" brakes)	9" x 2 1/2" brake surface - incl. D0AZ 1202-A and D0AZ 1217-A cups	2	C6DZ 1102-E
	F(10" x 2 1/4" brakes) NOTE 1	10" I.D. -2 9/16" brake surface - incl. B5A 1202-A and B5A 1217-A cups	2	C7OZ 1102-A
	F(10" x 2 1/2" brakes) NOTE 1	10" I.D. -2 3/4" brake surface-flared - incl. B5A 1202-A and B5A 1217-A cups	2	C9OZ 1102-B
69	F(9" x 2 1/4" brakes) NOTE 1	9" x 2 1/2" brake surface - incl. B5A 1202-A and B5A 1217-A cups	2	C9DZ 1102-A
	F(10" x 2 1/4" & 10" x 2 1/2" brakes) NOTE 1	10" I.D. -2 3/4" brake surface-flared - incl. B5A 1202-A and B5A 1217-A cups	2	C9OZ 1102-B
70	F(6 cyl.)-9" x 2 1/4" brakes	9" x 2 1/2" brake surface - incl. D0AZ 1202-A and D0AZ 1217-A cups	2	D0ZZ 1102-A
	F(8 cyl.)-10" x 2 1/4" & 10" x 2 1/2" brakes)	Incl. D0AZ 1202-A and D0AZ 1217-A cups	2	D0OZ 1102-A
71	F(10" x 2 1/4" & 10" x 2 1/2" brakes)	Incl. D0AZ 1202-A and D0AZ 1217-A cups	2	D0OZ 1102-A
72	F(10" x 2 1/2" brakes)		2	
	- L -			
71/	L(9" x 2" brakes)	Incl. D0AZ 1202-A and D0AZ 1217-A cups	2	D1FZ 1102-A
	- P -			
70	P(6 cyl.)-9" x 2 1/4" brakes- "Before 8/25/69" NOTE 1	9" x 2 1/2" brake surface - incl. B5A 1202-A and B5A 1217-A cups	2	C9DZ 1102-A
	P(6 cyl.)-9" x 2 1/4" brakes "From 8/25/69"	9" x 2 1/2" brake surface - incl. D0AZ 1202-A and D0AZ 1217-A cups	2	D0ZZ 1102-A
71	P(6 cyl.)-9" x 2 1/4" brakes	9" x 2 1/2" brake surface - incl. D0AZ 1202-A and D0AZ 1217-A cups	2	D0ZZ 1102-A
	P(6 cyl.250)-10" x 2 1/4" brakes	Incl. D0AZ 1202-A and D0AZ 1217-A cups	2	D0OZ 1102-A
	P(8 cyl.)-10" x 2 1/2" brakes		2	
72	P(6 cyl.)-9" x 2 1/4" brakes	9" x 2 1/2" brake surface - incl. D0AZ 1202-A and D0AZ 1217-A cups	2	D0ZZ 1102-A
	P(6 cyl.250 & 8 cyl.)-10" x 2 1/2" brakes	Incl. D0AZ 1202-A and D0AZ 1217-A cups	2	D0OZ 1102-A

NOTE 1 - Hub and drum or hub and rotor assy. are furnished with original (B5A 1202-A, B5A 1217-A) cups. If original spindle has been replaced by later (large) spindle, it is necessary to replace cups in hub and drum or hub and rotor assy. with larger I.D. cups (D0AZ 1202-A, D0AZ 1217-A)

HALPERT_AUCTIONS

YEAR	MODEL	DESCRIPTION	QTY.	PART NUMBER
	1102 HUB and BRAKE DRUM - FRONT WHEEL - Also refer to Group 1102 Hub and Rotor - **continued**			
	- U -			
66/69	U(11" x 2" brakes) "Before Ser. F30,001"	Incl. B7A 4222-A and B7A 4222-B cups	2	B9TZ 1102-B
69/	U(11" x 2" brakes) "From Ser. F30,001"	Incl. B7A 4222-A and B7A 4222-B cups	2	C9TZ 1102-B
	- X -			
65	X(9" x 2 1/4" brakes)	9" x 2 1/2" brake surface - incl. C0DD 1202-A and C0DD 1217-A cups	2	C1DZ 1102-B
65/66	X(10" x 2 1/4" brakes) NOTE 1	10" I.D. -2 13/16" brake surface-non-flared - incl. B5A 1202-A and B5A 1217-A cups	2	C3OZ 1102-D
67/68	X(10" x 2 1/2" fade resistant brakes) NOTE 1		2	
66/68	X(9" x 2 1/4" brakes)	9" x 2 1/2" brake surface - incl. B5A 1202-A and B5A 1217-A cups	2	C6DZ 1102-E
67/68	X(10" x 2 1/4" brakes) NOTE 1	10" I.D. -2 9/16" brake surface - incl. B5A 1202-A and B5A 1217-A cups	2	C7OZ 1102-A
69	X(9" x 2 1/4" brakes) NOTE 1	9" x 2 1/2" brake surface - incl. B5A 1202-A and B5A 1217-A cups	2	C9DZ 1102-A
69/70	X(10" x 2 1/4" & 10" x 2 1/2" brakes)-NOTE 1 "Before 8/25/69"	10" I.D. -2 3/4" brake surface-flared - incl. B5A 1202-A and B5A 1217-A cups	2	C9OZ 1102-B
70	X(10" x 2 1/4" brakes)- NOTE 1 "From 8/25/69"	10" I.D. -2 3/4" brake surface-flared - incl. B5A 1202-A and B5A 1217-A cups	2	C9OZ 1102-B
	X(10" x 2 1/2" brakes) "From 8/25/69"	Incl. D0AZ 1202-A and D0AZ 1217-A cups	2	D0OZ 1102-A
	X(9" x 2 1/4" brakes)- NOTE 1 "Before 8/25/69"	9" x 2 1/2" brake surface - incl. B5A 1202-A and B5A 1217-A cups	2	C9DZ 1102-A
	X(9" x 2 1/4" brakes) "From 8/25/69"	9" x 2 1/2" brake surface - incl. D0AZ 1202-A and D0AZ 1217-A cups	2	D0ZZ 1102-A
		Cotter pin-1/8"-1 1/4"	2	72053-S(N52)
		Cotter pin-5/32"-1 1/4"	2	72054-S(N61)
65/66	F(6 cyl.)	Nut (spindle)-5/8"-18 hex.	2	374502-S(MM38A)
65	X(6 cyl.)		2	
65/69	A,B	Nut (spindle)-3/4"-16 hex.	2	374504-S(MM38C)
65/66	F(8 cyl.)		2	
67/69	F		2	
65	X(8 cyl.)		2	
66/69	X		2	
70	P,X "Before 8/25/69"		2	
70/	A,B,F,L	Nut (spindle)-13/16"-20 hex.	2	383840-S100
70/	P,X "From 8/25/69"		2	(MM38G)
65/69	A,B,X	Retainer (locknut)-3/4" I.D.	2	374536-S
69	F		2	(MM304A)
70	P,X "Before 8/25/69"		2	
70/	A,B,F,L	Retainer (locknut)-13/16" I.D.	2	383841-S
70/	P,X "From 8/25/69"		2	(MM304B)
	1102 HUB and ROTOR - FRONT WHEEL DISC BRAKE - Also refer to Group 1102 Hub and Brake Drum			
	- A -			
65/67	A	Incl. B7C 1202-A and C3SZ 1217-A cups	2	C5SZ 1102-A
68	A NOTE 1	Incl. B5A 1202-A and B5A 1217-A cups	2	C8AZ 1102-A
69	A NOTE 1	Incl. B5A 1202-A and B5A 1217-A cups	2	C9AZ 1102-A
70/	A	Incl. D0AZ 1202-A and D0AZ 1217-A cups	2	D0AZ 1102-A
	- B -			
67	B NOTE 1	Incl. B5A 1202-A and B5A 1217-A cups	2	C5ZZ 1102-B
68/69	B NOTE 1	Incl. B5A 1202-A and B5A 1217-A cups	2	C8OZ 1102-A
70/71	B	Incl. D0AZ 1202-A and D0AZ 1217-A cups	2	D0OZ 1102-B
72	B	Use with 14" wheels - incl. D0AZ 1202-A and and D0AZ 1217-A cups	2	D2OZ 1102-A
	B	Use with 15" wheels - incl. D0AZ 1202-A and D0AZ 1217-A cups	2	D2SZ 1102-A

NOTE 1 - Hub and drum or hub and rotor assy. are furnished with original (B5A 1202-A, B5A 1217-A) cups. If original spindle has been replaced by later (large) spindle, it is necessary to replace cups in hub and drum or hub and rotor assy. with larger I.D. cups (D0AZ 1202-A, D0AZ 1217-A)

COPYRIGHT © 1975 — FORD MOTOR COMPANY — DEARBORN, MICHIGAN

HALPERT_AUCTIONS

SECTION 10

YEAR	MODEL		DESCRIPTION	QTY.	PART NUMBER
	1102 HUB and ROTOR - FRONT WHEEL DISC BRAKE - Also refer to Group 1102 Hub and Brake Drum - **- continued**				
	- F -				
65/67	F	NOTE 1	Incl. B5A 1202-A and B5A 1217-A cups	2	C5ZZ 1102-B
68/69	F(except Boss)	NOTE 1	Incl. B5A 1202-A and B5A 1217-A cups	2	C8OZ 1102-A
69	F(Boss 302)		Incl. B7C 1202-A and C3SZ 1217-A cups	2	C9ZZ 1102-A
69	F(Boss 429)			2	C9ZZ 1102-B
70/	F		Incl. D0AZ 1202-A and D0AZ 1217-A cups	2	D0OZ 1102-B
	- L -				
71/	L(manual disc brakes)		Incl. D0AZ 1202-A and D0AZ 1217-A cups	2	D1FZ 1102-B
	- S -				
65/67	S		Incl. B7C 1202-A and C3SZ 1217-A cups	2	C5SZ 1102-A
68	S	NOTE 1	Incl. B5A 1202-A and B5A 1217-A cups	2	C8AZ 1102-A
69	S	NOTE 1	Incl. B5A 1202-A and B5A 1217-A cups	2	C9AZ 1102-A
70/71	S		Incl. D0AZ 1202-A and D0AZ 1217-A cups	2	D0AZ 1102-A
72	S		Incl. D0AZ 1202-A and D0AZ 1217-A cups	2	D2SZ 1102-A
	- X -				
67	X	NOTE 1	Incl. B5A 1202-A and B5A 1217-A cups	2	C5ZZ 1102-B
68/70	X	NOTE 1	Incl. B5A 1202-A and B5A 1217-A cups	2	C8OZ 1102-A
			Cotter pin-1/8"-1 1/4"	2	72053-S(N52)
			Cotter pin-5/32"-1 1/4"	2	72054-S(N61)
66/67	B		Nut (spindle)-5/8"-18 hex.	2	374502-S(MM38A)
65/66	F			2	
67	X			2	
66/69	A		Nut (spindle)-3/4"-16 hex.	2	374504-S(MM38C)
68/69	B, X			2	
67/69	F			2	
65/69	S			2	
70	X	"Before 8/25/69"		2	
70/	A, B, F, S		Nut (spindle)-13/16"-20 hex.	2	383840-S100
70	X	"From 8/25/69"		2	(MM38G)
71/	L			2	
66/69	A, B		Retainer (locknut)-3/4" I. D.	2	374536-S
65/69	F, S			2	(MM304A)
67/69	X			2	
70	X	"Before 8/25/69"		2	
70/	A, B, F, S		Retainer (locknut)-13/16" I. D.	2	383841-S
70	X	"From 8/25/69"		2	(MM304B)
71	L			2	
	1104 HUB KIT - FREE RUNNING (WARN)				
66/	U-manual locking		Warn Mfg. Co. M167-♦	1	C6TZ 1104-B
66/	U-lockomatic		Warn Mfg. Co. M75-B(exc. R.P.O. locking differential and front shafts without hole in outer end)-♦	1	C6TZ 1104-F
	1104 HUB ASSY. - FRONT WHEEL - FREE RUNNING				
66/67	U		Dana(Spicer)-imprinted " Hub Lok" -includes C4TZ 1A028-A,C4TZ 1A029-A,C1TZ 1A030-A, C4TZ 1A050-A,C4TZ 1A051-A,C4TZ 1A052-A, C4TZ 1A053-A,C4TZ 1A054-A,C4TZ 1A055-A, 378390-S, 378391-S, 378392-S8-uses B9TZ 1097-A for seal & lock ring kit	2	C4TZ 1104-D
68/	U		Dana(Spicer)-imprinted " Ford" -includes C8TZ 1A029-A, C8TZ 1A030-A & B, C8TZ 1A031-A,C8TZ 1A050-A,C8TA 1A051-A, C4TZ 1A052-A,C8TZ 1A053-A,C9TZ 1A054-A, C4TZ 1A055-A, 378392-S8	2	C8TZ 1104-A

NOTE 1 - Hub and drum or hub and rotor assy. are furnished with original (B5A 1202-A, B5A 1217-A) cups. If original spindle has been replaced by later (large) spindle, it is necessary to replace cups in hub and drum or hub and rotor assy. with larger I.D. cups (D0AZ 1202-A, D0AZ 1217-A)

♦ Obtain service parts from authorized Warn service outlets

HALPERT_AUCTIONS

YEAR	MODEL	⊕ LOCATION	SIZE	REMARKS	QTY.	PART NUMBER
	1107 BOLT - WHEEL HUB					
	- A -					
65/67	A (drum brakes)	F	1/2"-20 x 1 1/2"		AR	C1AZ 1107-A
	A (one piece drum)	F	1/2"-20 x 1 9/16"		AR	C3OZ 1107-A
	A (drum brakes)	F	1/2"-20 x 1 11/16"		AR	C3AZ 1107-A
	A (disc brakes)	F	1/2"-20 x 2"	1966/67	1	▲C5SZ 1107-A
	A	R	1/2"-20 x 1 5/8"		AR	A9AZ 1107-B
68	A (drum brakes)	F	1/2"-20 x 1 1/2"		AR	C1AZ 1107-A
	A (drum brakes)	F	1/2"-20 x 1 9/16"		AR	C3OZ 1107-A
	A (drum brakes)	F	1/2"-20 x 1 11/16"		AR	C3AZ 1107-A
	A (disc brakes)	F	1/2"-20 x 2"		1	▲C5SZ 1107-A
	A	R	1/2"-20 x 1 5/8"		AR	A9AZ 1107-B
69/70	A (drum brakes)	F	1/2"-20 x 1 1/2"		AR	C1AZ 1107-A
	A (drum brakes)	F	1/2"-20 x 1 9/16"		AR	C3OZ 1107-A
	A (drum brakes)	F	1/2"-20 x 1 11/16"		AR	C3AZ 1107-A
	A (disc brakes)	F	1/2"-20 x 1 13/16"		1	▲C9AZ 1107-A
	A	R	1/2"-20 x 1 5/8"		AR	A9AZ 1107-B
71/	A (drum brakes)	F	1/2"-20 x 1 9/16"		AR	C3OZ 1107-A
	A (disc brakes)	F	1/2"-20 x 1 13/16"		1	▲C9AZ 1107-A
	A	R	1/2"-20 x 1 5/8"		AR	A9AZ 1107-B
	- B -					
65/67	B (drum brakes)	F	1/2"-20 x 1 1/2"		AR	C1AZ 1107-A
	B (one piece drum)	F	1/2"-20 x 1 9/16"		AR	C3OZ 1107-A
	B (drum brakes)	F	1/2"-20 x 1 11/16"		AR	C3AZ 1107-A
	B (disc brakes)	F	1/2"-20 x 1 15/16"	1967	1	▲C5ZZ 1107-A
	B	R	1/2"-20 x 1 5/8"		AR	A9AZ 1107-B
68	B (drum brakes)	F	1/2"-20 x 1 1/2"		AR	C1AZ 1107-A
	B (drum brakes)	F	1/2"-20 x 1 9/16"		AR	C3OZ 1107-A
	B (drum brakes)	F	1/2"-20 x 1 11/16"		AR	C3AZ 1107-A
	B (disc brakes)	F	1/2"-20 x 1 5/8"	NOTE 1	1	▲C8OZ 1107-A
	B (disc brakes)	F	1/2"-20 x 2"	NOTE 2		▲C9OZ 1107-A
	B	R	1/2"-20 x 1 5/8"		AR	A9AZ 1107-B
69	B (drum brakes)	F	1/2"-20 x 1 1/2"		AR	C1AZ 1107-A
	B (drum brakes)	F	1/2"-20 x 1 9/16"		AR	C3OZ 1107-A
	B (drum brakes)	F	1/2"-20 x 1 11/16"		AR	C3AZ 1107-A
	B (disc brakes)	F	1/2"-20 x 2"	NOTE 2	1	▲C9OZ 1107-A
	B	R	1/2"-20 x 1 5/8"		AR	A9AZ 1107-B
70	B (drum brakes)	F	1/2"-20 x 1 1/2"		AR	C1AZ 1107-A
	B (drum brakes)	F	1/2"-20 x 1 9/16"		AR	C3OZ 1107-A
	B (drum brakes)	F	1/2"-20 x 1 11/16"		AR	C3AZ 1107-A
	B (disc brakes)	F	1/2"-20 x 2"	NOTE 2	1	▲C9OZ 1107-A
	B	R	1/2"-20 x 1 5/8"		AR	A9AZ 1107-B
71	B (drum brakes)	F	1/2"-20 x 1 9/16"		AR	C3OZ 1107-A
	B (disc brakes)	F	1/2"-20 x 2"	NOTE 2	1	▲C9OZ 1107-A
	B	R	1/2"-20 x 1 5/8"		AR	A9AZ 1107-B
72	B (disc brakes)	F	1/2"-20 x 1 13/16"		1	▲C9AZ 1107-A
	B	R	1/2"-20 x 1 5/8"		AR	A9AZ 1107-B

▲ When more than one hub bolt replacement is necessary on vehicles equipped with two piece design rotor, the complete hub and rotor assy. must be replaced. Hub bolts may be replaced as necessary on vehicles equipped with unicast design rotor.

⊕ F - Front R - Rear NOTE 1 - Serration at bolt head NOTE 2 - Serration at center of bolt

COPYRIGHT © 1975 — FORD MOTOR COMPANY — DEARBORN, MICHIGAN

HALPERT_AUCTIONS

YEAR	MODEL	⊕ LOCATION	SIZE	REMARKS	QTY.	PART NUMBER
	1107 BOLT - WHEEL HUB - continued					
	- F -					
65	F (drum brakes)	F	1/2"-20 x 1 1/2"		AR	C1AZ 1107-A
	F (drum brakes)	F	1/2"-20 x 1 11/16"		AR	C3AZ 1107-A
	F (disc brakes)	F	1/2"-20 x 1 15/16"		1	▲C5ZZ 1107-A
	F	R	1/2"-20 x 1 5/8"		AR	A9AZ 1107-B
66/67	F (drum brakes)	F	1/2"-20 x 1 1/2"		AR	C1AZ 1107-A
	F (drum brakes)	F	1/2"-20 x 1 9/16"		AR	C3OZ 1107-A
	F (drum brakes)	F	1/2"-20 x 1 11/16"		AR	C3AZ 1107-A
	F (disc brakes)	F	1/2"-20 x 1 15/16"		1	▲C5ZZ 1107-A
	F	R	1/2"-20 x 1 5/8"		AR	A9AZ 1107-B
68	F (drum brakes)	F	1/2"-20 x 1 1/2"		AR	C1AZ 1107-A
	F (drum brakes)	F	1/2"-20 x 1 9/16"		AR	C3OZ 1107-A
	F (drum brakes)	F	1/2"-20 x 1 11/16"		AR	C3AZ 1107-A
	F (disc brakes)	F	1/2"-20 x 1 5/8"	NOTE 1	1	▲C8OZ 1107-A
	F (disc brakes)	F	1/2"-20 x 2"	NOTE 2	1	▲C9OZ 1107-A
	F	R	1/2"-20 x 1 5/8"		AR	A9AZ 1107-B
69	F (drum brakes)	F	1/2"-20 x 1 1/2"		AR	C1AZ 1107-A
	F (drum brakes)	F	1/2"-20 x 1 9/16"		AR	C3OZ 1107-A
	F (drum brakes)	F	1/2"-20 x 1 11/16"		AR	C3AZ 1107-A
	F (exc. Boss 302)-disc brakes	F	1/2"-20 x 2"	NOTE 2	1	▲C9OZ 1107-A
	F (Boss 302)-disc brakes	F	1/2"-20 x 2"		1	▲C5ZZ 1107-A
	F	R	1/2"-20 x 1 5/8"		AR	A9AZ 1107-B
70	F (drum brakes)	F	1/2"-20 x 1 1/2"		AR	C1AZ 1107-A
	F (drum brakes)	F	1/2"-20 x 1 9/16"		AR	C3OZ 1107-A
	F (drum brakes)	F	1/2"-20 x 1 11/16"		AR	C3AZ 1107-A
	F (disc brakes)	F	1/2"-20 x 2"	NOTE 2	1	▲C9OZ 1107-A
	F	R	1/2"-20 x 1 5/8"		AR	A9AZ 1107-B
71	F (drum brakes)	F	1/2"-20 x 1 9/16"		AR	C3OZ 1107-A
	F (disc brakes)	F	1/2"-20 x 2"	NOTE 2	1	▲C9OZ 1107-A
	F	R	1/2"-20 x 1 5/8"		AR	A9AZ 1107-B
72	F (drum brakes)	F	1/2"-20 x 1 9/16"		AR	C3OZ 1107-A
	F (disc brakes)	F	1/2"-20 x 1 13/16"		1	▲C9AZ 1107-A
	F	R	1/2"-20 x 1 5/8"		AR	A9AZ 1107-B
	- L -					
71 /	L (manual disc brakes)	F	1/2"-20 x 1 3/4"		1	▲D1FZ 1107-A
	L (drum brakes)	F	1/2"-20 x 1 5/8"		AR	A9AZ 1107-B
	L	R	1/2"-20 x 1 5/8"		AR	A9AZ 1107-B
	- P -					
70 /	P	F	1/2"-20 x 1 9/16"		AR	C3OZ 1107-A
	P	R	1/2"-20 x 1 5/8"		AR	A9AZ 1107-B

▲ When more than one hub bolt replacement is necessary on vehicles equipped with two piece design rotor, the complete hub and rotor assy. must be replaced. Hub bolts may be replaced as necessary on vehicles equipped with unicast design rotor.

⊕ F - Front R - Rear NOTE 1 - Serration at bolt head NOTE 2 - Serration at center of bolt

HALPERT_AUCTIONS

YEAR	MODEL	⊕ LOCATION	SIZE	REMARKS	QTY.	PART NUMBER
	1107 BOLT - WHEEL HUB - continued					
	- S -					
65/68	S (disc brakes)	F	1/2"-20 x 2"		1	▲C5SZ 1107-A
	S	R	1/2"-20 x 1 5/8"		AR	A9AZ 1107-B
69/	S (disc brakes)	F	1/2"-20 x 1 13/16"		1	▲C9AZ 1107-A
	S	R	1/2"-20 x 1 5/8"		AR	A9AZ 1107-B
	- U -					
66/69	U (drum brakes) - "Before Ser.F30,001"	F	1/2"-20 x 1 11/16"		AR	C6TZ 1107-B
	U	R	1/2"-20 x 1 5/8"		AR	A9AZ 1107-B
69/	U (drum brakes) - "From Ser.F30,001"	F	1/2"-20 x 1 5/8"		AR	A9AZ 1107-B
	U	R			AR	
	- X -					
65/67	X (drum brakes)	F	1/2"-20 x 1 1/2"		AR	C1AZ 1107-A
	X (one piece drum)	F	1/2"-20 x 1 9/16"		AR	C3OZ 1107-A
	X (drum brakes)	F	1/2"-20 x 1 11/16"		AR	C3AZ 1107-A
	X (disc brakes)	F	1/2"-20 x 1 15/16"	1967	1	▲C5ZZ 1107-A
	X	R	1/2"-20 x 1 5/8"		AR	A9AZ 1107-B
68	X (drum brakes)	F	1/2"-20 x 1 1/2"		AR	C1AZ 1107-A
	X (drum brakes)	F	1/2"-20 x 1 9/16"		AR	C3OZ 1107-A
	X (drum brakes)	F	1/2"-20 x 1 11/16"		AR	C3AZ 1107-A
	X (disc brakes)	F	1/2"-20 x 1 5/8"	NOTE 1	1	▲C8OZ 1107-A
	X (disc brakes)	F	1/2"-20 x 2"	NOTE 2	1	▲C9OZ 1107-A
	X	R	1/2"-20 x 1 5/8"		AR	A9AZ 1107-B
69/70	X (drum brakes)	F	1/2"-20 x 1 1/2"		AR	C1AZ 1107-A
	X (drum brakes)	F	1/2"-20 x 1 9/16"		AR	C3OZ 1107-A
	X (drum brakes)	F	1/2"-20 x 1 11/16"		AR	C3AZ 1107-A
	X (disc brakes)	F	1/2"-20 x 2"	NOTE 2	1	▲C9OZ 1107-A
	X	R	1/2"-20 x 1 5/8"		AR	A9AZ 1107-B

YEAR	MODEL	DESCRIPTION	QTY.	PART NUMBER
	1125 DRUM - FRONT WHEEL BRAKE			
66/69	U "Before Ser. F30,001"		2	C0TZ 1125-A
69/	U "From Ser. F30,001"	Refer to Group 1102		
	1126 DRUM - REAR WHEEL BRAKE			
	- A -			
65/68	A(11" x 2 1/4" & 11" x 2 1/2" brakes)	11 1/32" I.D. -2 3/4" brake surface-overall depth 5" -flared cross-ribbed	2	C3AZ 1126-B
65/68	A(11" x 2 1/4" brakes)	11 1/32" I.D. -2 5/8" brake surface-3 9/16" o/all depth-non-flared	2	C7AZ 1126-B
69/	A(11" x 2 1/4" brakes)	11 1/32" I.D. -2 9/32" brake surface-non-flared -grooved-3 1/2" wide drum	2	C9AZ 1126-A
69/	A(11" x 2 1/4" & 11" x 2 1/2" brakes)	11 1/32" I.D. -2 3/4" brake surface-flared & ribbed-5" wide drum	2	C9AZ 1126-B

▲ When more than one hub bolt replacement is necessary on vehicles equipped with two piece design rotor, the complete hub and rotor assy. must be replaced. Hub bolts may be replaced as necessary on vehicles equipped with unicast design rotor.

⊕ F - Front R - Rear NOTE 1 - Serration at bolt head NOTE 2 - Serration at center of bolt

COPYRIGHT © 1975— FORD MOTOR COMPANY —DEARBORN, MICHIGAN

FINAL ISSUE

YEAR	MODEL	DESCRIPTION	QTY.	PART NUMBER
	1126 DRUM - REAR WHEEL BRAKE - continued			
	-B -			
65/67	B(10" x 1 3/4" brakes)	10" I.D.-2" brake surface	2	C3OZ 1126-B
	B(10" x 2" brakes)	10" I.D.-2 1/4" brake surface-non-flared	2	C2OZ 1126-B
	B(10" x 2 1/2" brakes)	10" I.D.-2 3/4" brake surface-non-flared	2	C3OZ 1126-A
	B(10" x 2 1/2" brakes)-1967 only	10" I.D.-2 3/4" brake surface-flared	2	C6OZ 1126-C
68/69	B(10" x 1 3/4" brakes)	10" I.D.-2" brake surface	2	C3OZ 1126-B
	B(10" x 2" brakes)	10" I.D.-2 1/4" brake surface-non-flared	2	C2OZ 1126-B
	B(10" x 2" brakes)	10" I.D.-2 1/4" brake surface-flared	2	C8OZ 1126-A
	B(10" x 2 1/2" brakes)	10" I.D.-2 3/4" brake surface-flared	2	C6OZ 1126-C
70/71	B(10" x 2" brakes)	10" I.D.-2 1/4" brake surface-non-flared	2	C2OZ 1126-B
	B(10" x 2" brakes)	10" I.D.-2 1/4" brake surface-flared	2	C8OZ 1126-A
	B(10" x 2 1/2" brakes)	10" I.D.-2 3/4" brake surface-flared	2	C6OZ 1126-C
72	B(exc. P/C)-w/10" x 2" brakes	Non-flared	2	D2OZ 1126-A
	B(exc. P/C)-w/10" x 2" brakes	Flared	2	D2OZ 1126-B
	B(exc. P/C)-w/10" x 2 1/2" brakes	Flared & ribbed	2	D2OZ 1126-C
	B(53,65-P/C)-11" x 2 1/4" brakes	11 1/32" I.D.-2 3/4" brake surface-flared and ribbed-5" wide drum	2	C9AZ 1126-B
	- F -			
65/70	F(except GT 350)-9" x 1 1/2" brakes	9" I.D.-1 3/4" brake surface	2	C0DZ 1126-C
65/	F(except GT 350)-10" x 1 3/4" brakes	10" I.D.-2" brake surface	2	C3OZ 1126-B
65/66	F(except GT 350/500)-9" x 2 1/4" brakes	9" I.D.-2 1/2" brake surface	2	C0DZ 1126-B
65/67	F(GT 350/500)	10" I.D.-2 3/4" brake surface	2	C3OZ 1126-A
69/	F(10" x 2" brakes)	10" I.D.-2 1/4" brake surface	2	C2OZ 1126-B
	- L -			
71	L(9" x 1 1/2" brakes)	9" I.D.-1 3/4" brake surface	2	D1FZ 1126-A
72	L(exc. 73)-9" x 1 1/2" brakes	9" I.D.-1 3/4" brake surface	2	D1FZ 1126-A
	L(73)-9" x 1 1/2" brakes	9" I.D.-1 3/4" brake surface-ribbed	2	D2FZ 1126-A
	- P -			
70	P(6 cyl.)-9" x 1 1/2" brakes	9" I.D.-1 3/4" brake surface	2	C0DZ 1126-C
71/	P(6 cyl.)-9" x 1 1/2" brakes	9" I.D.-1 3/4" brake surface	2	C0DZ 1126-C
	P(6 cyl.250 & 8 cyl.)-10" x 1 3/4" brakes	10" I.D.-2" brake surface	2	C3OZ 1126-B
	- S -			
65/66	S(11" x 2 1/2" brakes)	11 3/32" I.D.-2 3/4" brake surface	2	C3SZ 1126-A
67/68	S(11" x 2 1/4" brakes)	11 1/32" I.D.-2 5/8" brake surface	2	C7AZ 1126-B
69/	S(11" x 2 1/4" brakes)	11 1/32" I.D.-2 3/4" brake surface-flared & ribbed-5" wide drum	2	C9AZ 1126-B
	- U -			
66/	U (10 x 2 1/2" brakes)	Std.-2780# rear axle-2 7/8" brake surface	2	C6TZ 1126-A
66/	U (11 x 1 3/4" brakes)	Optional-3300# rear axle-2" brake surface	2	C4TZ 1126-A
	- X -			
65/70	X(9" x 1 1/2" brakes)	9" I.D.-1 3/4" brake surface	2	C0DZ 1126-C
65	X(9" x 2 1/4" brakes)	9" I.D.-2 1/2" brake surface	2	C0DZ 1126-B
65/70	X(10" x 1 3/4" brakes)	10" I.D.-2" brake surface	2	C3OZ 1126-B
66/70	X(10" x 2" brakes)	10" I.D.-2 1/4" brake surface	2	C2OZ 1126-B
66	X(10" x 2 1/2" brakes)	10" I.D.-2 3/4" brake surface	2	C3OZ 1126-A
65/70	A, B, F, S, X	Spring nut (drum to axle shaft)-1/2"	4or6	356080-S32(MM270)

HALPERT_AUCTIONS

1130 CAP OR COVER - WHEEL HUB

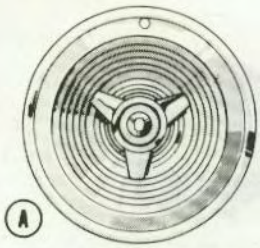

(A) # C3AZ-1130-Z (15")
(RED CENTER WITH CREST)
MUSTANG

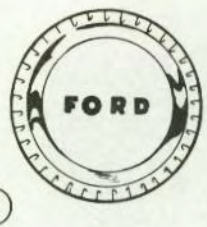

(B) C3DZ-1130-A (9")
(HUB CAP)
FALCON

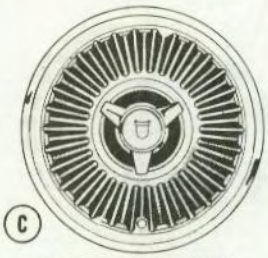

(C) % C3OZ-1130-L (13")
(RED CENTER WITH CREST)
FALCON

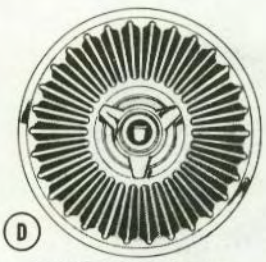

(D) % C3OZ-1130-K (14")
(RED CENTER WITH CREST)
FALCON

(E) C4AZ-1130-A (10 1/2")
C4OZ-1130-A (9 1/2")
(HUB CAP)
FAIRLANE, FALCON, FORD

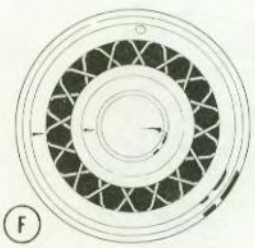

(F) •★ C4AZ-1130-H (14")
•C4OZ-1130-H (13")
MUSTANG

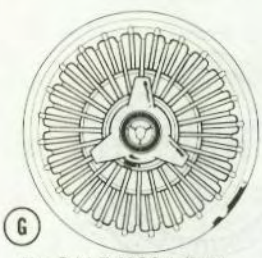

(G) %★C4AZ-1130-L (14")
(RED, WHITE AND BLUE CENTER)
MUSTANG

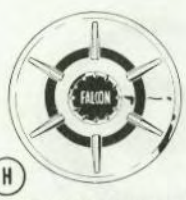

(H) C4DZ-1130-D (9 1/2")
(BLACK CENTER)
FALCON-HUB CAP

(J) ★ S1MS-1130-A (3")
(GT-350)
MUSTANG-HUB CAP

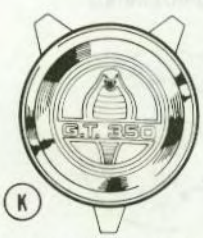

(K) S2MS-1130-B (2 3/4")
(GT-350)
MUSTANG-HUB CAP

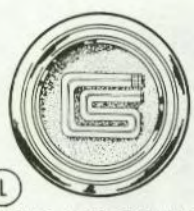

(L) ★S2MS-1130-C (2 1/2")
(GT-350)
MUSTANG-HUB CAP

(M) C5AZ-1130-A (10 1/2")
(HUB CAP)
FORD

• PLAIN CENTER
% SIMULATED WIRE WITH SPINNER
# SPINNER-RED CENTER WITH FORD CREST

P-8916

1965 HUB CAPS and WHEEL COVERS
(Page 1 of 2)

COPYRIGHT © 1975 — FORD MOTOR COMPANY — DEARBORN, MICHIGAN

HALPERT_AUCTIONS

1130 CAP OR COVER - WHEEL HUB - continued

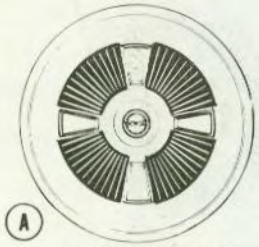

C5AZ-1130-C (15")
(BLUE CENTER)
FORD

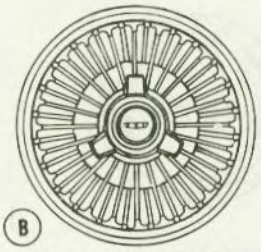

%★C5AZ-1130-D (15")
(BLUE CENTER)
FORD

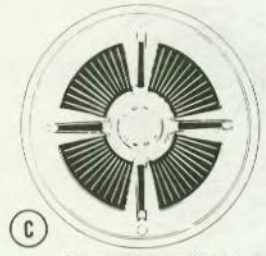

C5AZ-1130-F (15")
("FORD" CENTER)
FORD

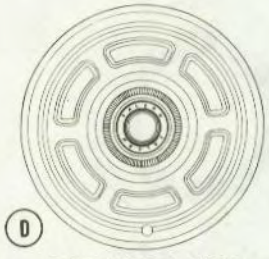

C5DZ-1130-A (13")
C5DZ-1130-F (14")
FALCON

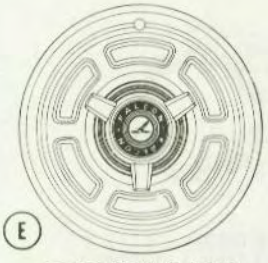

★C5DZ-1130-D (13")
#★C5DZ-1130-C (14")
FALCON (RED CENTER)

C5OZ-1130-A (14")
(PLAIN CENTER WITH CREST)
FAIRLANE

C5OZ-1130-E (14")
(RED CENTER)
FAIRLANE

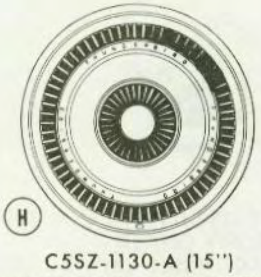

C5SZ-1130-A (15")
"THUNDERBIRD"-PLAIN CENTER
THUNDERBIRD

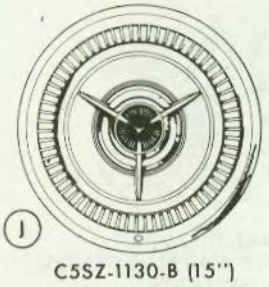

C5SZ-1130-B (15")
C5SZ-1130-C (15")
(BLACK CENTER)
THUNDERBIRD

▲C5ZZ-1130-A (13")
▲C5ZZ-1130-K (13")
●C5ZZ-1130-P (13")
▲C5ZZ-1130-C (14")
▲C5ZZ-1130-J (14")
●C5ZZ-1130-N (14")
(BLACK CENTER)
MUSTANG

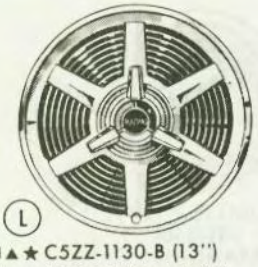

#▲★C5ZZ-1130-B (13")
#▲★C5ZZ-1130-M (13")
#●C5ZZ-1130-S (13")
#▲★C5ZZ-1130-L (14")
#★C5ZZ-1130-R (14")
(BLACK CENTER)
MUSTANG

C5ZZ-1130-W (2 1/2")
(HUB CAP)
MUSTANG

●CHROME
▲RUSTLESS STEEL
#SPINNER IN CENTER
%SIMULATED WIRE
WITH SPINNER

P-8917

1965 HUB CAPS and WHEEL COVERS
(Page 2 of 2)

HALPERT_AUCTIONS

1130 CAP OR COVER - WHEEL HUB - continued

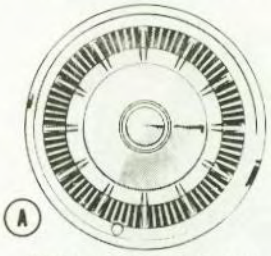

(A) C2OA-1130-A (13 1/8")
(PLAIN CENTER)
FALCON



(B) C3DZ-1130-A (9")
(HUB CAP)
FALCON

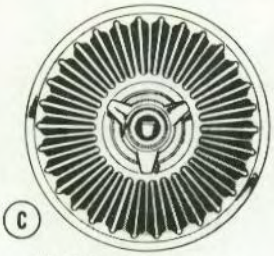

(C) %C3OZ-1130-K (14")
(RED CENTER WITH CREST)
FALCON

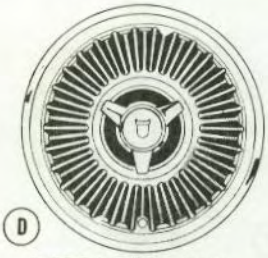

(D) %C3OZ-1130-L (13")
(RED CENTER WITH CREST)
FALCON

(E) C5AZ-1130-A (10 1/2")
C6DZ-1130-A (9 1/2)
(HUB CAP)
FORD, FAIRLANE, FALCON, MUSTANG

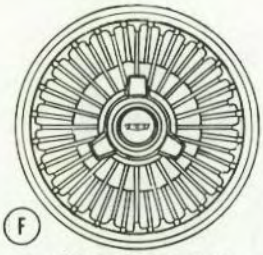

(F) %★C5AZ-1130-D (15")
(BLUE CENTER)
FORD

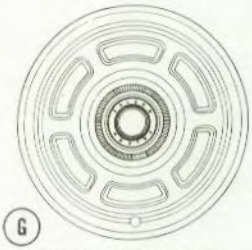

(G) C5DZ-1130-A (13")
C5DZ-1130-F (14")
FALCON

(H) ★C5DZ-1130-D (13")
#★C5DZ-1130-C (14")
FALCON (RED CENTER)

(J) C5OZ-1130-A (14")
(PLAIN CENTER WITH CREST)
FAIRLANE

(K) C5ZZ-1130-W (2 1/2")
("MUSTANG" EMBLEM)
MUSTANG-HUB CAP

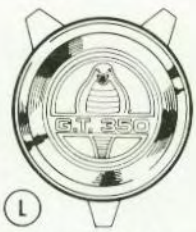

(L) S2MS-1130-B (2 3/4")
(GT-350)
MUSTANG-HUB CAP

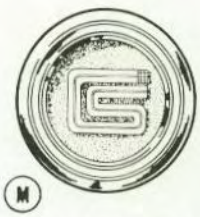

(M) S2MS-1130-C (2 1/2")
(GT-350)
MUSTANG-HUB CAP

SPINNER IN CENTER
% SIMULATED WIRE WITH SPINNER

P-8918

1966 HUB CAPS and WHEEL COVERS
(Page 1 of 3)

COPYRIGHT © 1975 — FORD MOTOR COMPANY — DEARBORN, MICHIGAN

HALPERT_AUCTIONS

1130 CAP OR COVER - WHEEL HUB - continued

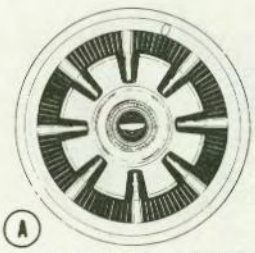

▲C6AZ-1130-A (15")
■C6AZ-1130-G (15")
BRONCO, FORD (BLACK CENTER)

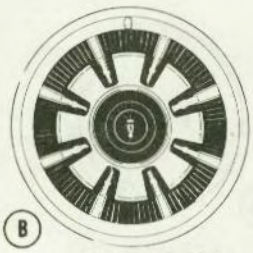

■C6AZ-1130-B (15")
▲C6AZ-1130-H (15")
FORD (BLACK CENTER)

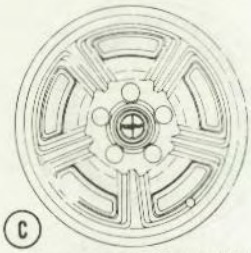

C6AZ-1130-C (16 1/4")
(RED CENTER)
FORD

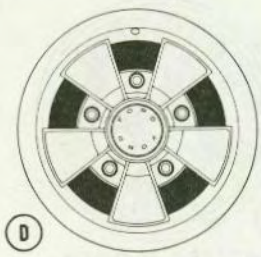

*C6AZ-1130-K (15")
#C6AZ-1130-N (15")
FORD

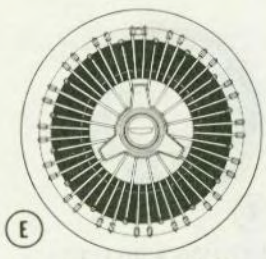

% C6AZ-1130-L (15")
(BLUE CENTER)
FORD

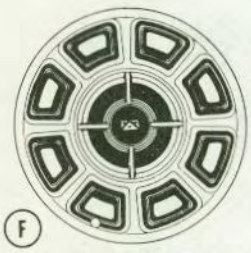

C60Z-1130-C (14")
(RED CENTER)
FAIRLANE

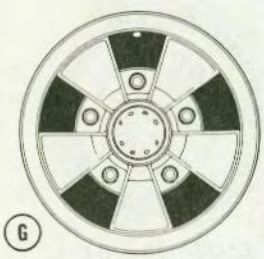

*C6OZ-1130-K (14")
#C6OZ-1130-N (14")
FAIRLANE, FALCON, MUSTANG

C6OZ-1130-L (2 1/2")
(RED CENTER)
FAIRLANE RANCHERO-HUB CAP

% SIMULATED WIRE WITH SPINNER
* "FORD" CENTER
# PLAIN CENTER
■ CHROME (BELOW CENTER AREA)
▲ ARGENT (PAINTED BELOW CENTER AREA)

P-8919

HALPERT_AUCTIONS

1130 CAP OR COVER - WHEEL HUB - continued

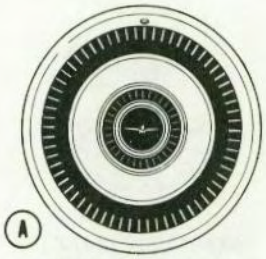

A

C6SZ-1130-A (15")
(GREY CENTER)
THUNDERBIRD

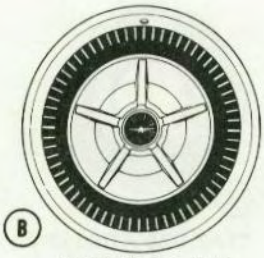

B

C6SZ-1130-B (15")
(RED CENTER)
THUNDERBIRD

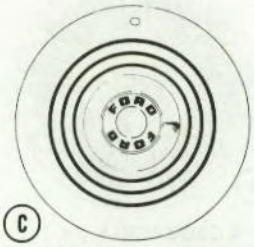

C

C6TZ-1130-A (15")
("FORD" CENTER)
BRONCO-REAR WHEELS

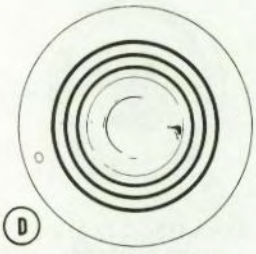

D

C6TZ-1130-B (15")
(3 5/8" HOLE IN CENTER)
BRONCO FRONT WHEELS

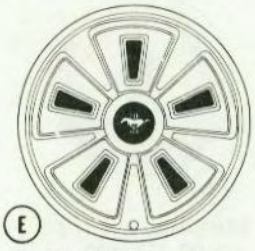

E

C6ZZ-1130-A (14")
(BLACK CENTER)
MUSTANG

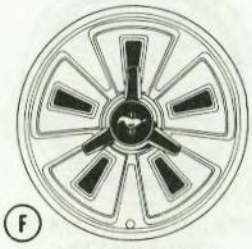

F

#★C6ZZ-1130-B (14")
(BLACK CENTER)
MUSTANG

#SPINNER IN CENTER

P-8920

May, 1975 COPYRIGHT © 1975 — FORD MOTOR COMPANY — DEARBORN, MICHIGAN FINAL ISSUE

HALPERT_AUCTIONS

1130 CAP OR COVER - WHEEL HUB - continued

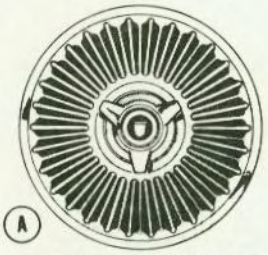

(A)

% C3OZ-1130-K (14")
(RED CENTER WITH CREST)
FALCON

(B)

C5AZ-1130-A (10 1/2")
(HUB CAP)
FORD

(C)

C5ZZ-1130-W (2 1/2")
("MUSTANG" EMBLEM)
MUSTANG-HUB CAP

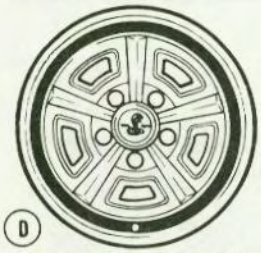

(D)

S7MS-1130-A (16 1/4")
(GT-350/500)
MUSTANG

(E)

S7MS-1130-B (2 1/2")
GT-350/500
MUSTANG

(F)

S7MS-1130-C (2 3/4")
GT-350/500
MUSTANG

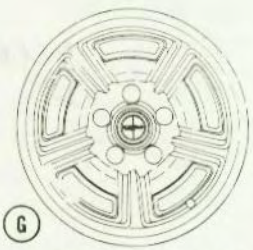

(G)

C6AZ-1130-C (16 1/4")
(RED CENTER)
FORD, MUSTANG

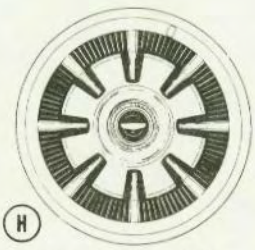

(H)

C6AZ-1130-G (15")
(BLACK CENTER)
BRONCO

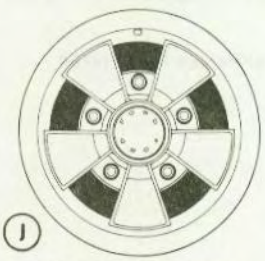

(J)

*C6AZ-1130-K (15")
C6AZ-1130-N (15")
FORD

*"FORD" CENTER
PLAIN CENTER
% SIMULATED WIRE WITH SPINNER

P-8921

HALPERT_AUCTIONS

1130 CAP OR COVER - WHEEL HUB - continued

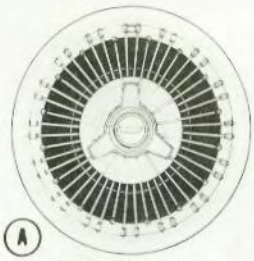

(A) C6AZ-1130-L (15")
(BLUE CENTER)
FORD

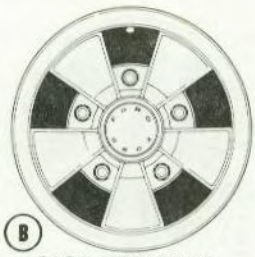

(B) *C6OZ-1130-K (14")
#C6OZ 1130-N (14")
FAIRLANE, FALCON, MUSTANG

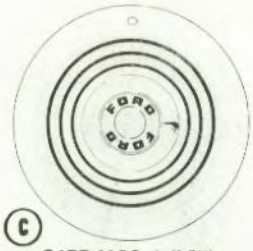

(C) C6TZ-1130-A (15")
FORD CENTER
BRONCO-REAR WHEELS

(D) C7AZ-1130-A (10 1/2")
C7DZ-1130-A (9 5/8")
(BLACK CENTER)
FORD, FAIRLANE, FALCON, MUSTANG

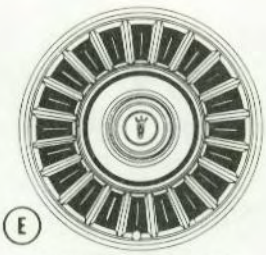

(E) C7AZ-1130-B (15")
(RED CENTER)
FORD

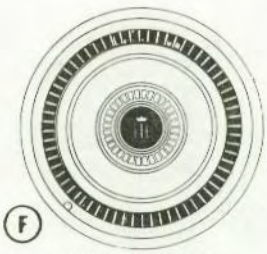

(F) C7AZ-113-E (15")
("L T D" CENTER)
FORD

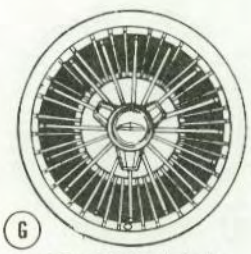

(G) %C7AZ-1130-H (15")
*%C7OZ-1130-F (14")
(BLUE CENTER)
FORD, FAIRLANE, FALCON, MUSTANG



(H) C7DZ-1130-C (14")
("FORD" CREST)
FALCON

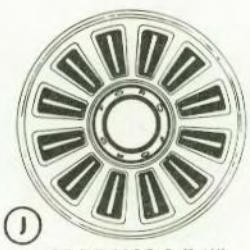

(J) C7OZ-1130-B (14")
("FORD" CENTER)
FAIRLANE

%SIMULATED WIRE WITH SPINNER
*FORD CENTER
#PLAIN CENTER

P-8922

1967 HUB CAPS and WHEEL COVERS
(Page 2 of 3)

COPYRIGHT © 1975 — FORD MOTOR COMPANY — DEARBORN, MICHIGAN

HALPERT_AUCTIONS

1130 CAP OR COVER - WHEEL HUB - continued

(A)

C7OZ-1130-C (2 1/2")
(RED CENTER)
FAIRLANE, MUSTANG

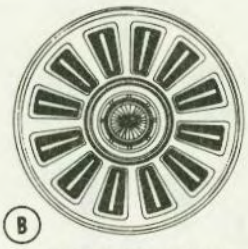

(B)

C7OZ-1130-D (14")
★C7OZ-1130-G (14")
FAIRLANE (BLUE CENTER)

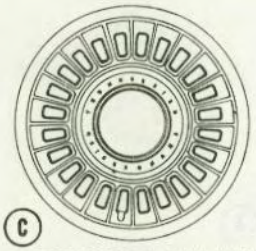

(C)

C7SZ-1130-A (16 1/4")
(PLAIN CENTER)
THUNDERBIRD

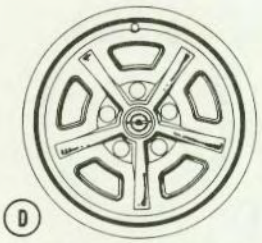

(D)

C7SZ-1130-B (16 1/4")
(TURQUOISE CENTER)
THUNDERBIRD

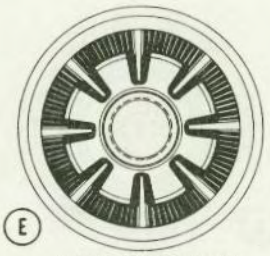

(E)

C7TZ-1130-H (15")
(FRONT WHEELS-HOLE IN CENTER)
BRONCO

(F)

C7ZZ-1130-A (3 3/4")
(MUSTANG CENTER)
MUSTANG-HUBCAP

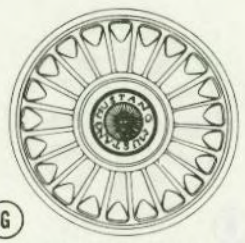

(G)

•C7ZZ-1130-B (14")
▲C7ZZ-1130-G (14")
MUSTANG (RED CENTER)

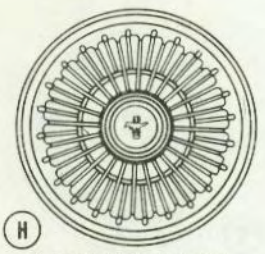

(H)

#C7ZZ-1130-E (14")
(RED CENTER)
MUSTANG

#SIMULATED WIRE WITHOUT SPINNER
•21 DEPRESSIONS PAINTED GREY-GOLD METALIC
▲21 DEPRESSIONS PAINTED REFLECTIVE GREY

P-8923

HALPERT_AUCTIONS

1130 CAP OR COVER - WHEEL HUB - continued

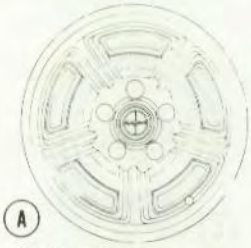

(A) C6AZ-1130-C (16 1/4")
(RED CENTER)
FORD, MUSTANG

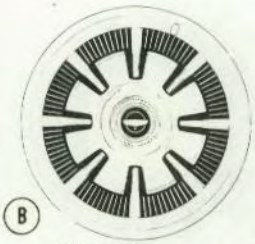

(B) C6AZ-1130-G (15")
(BLACK CENTER)
BRONCO-REAR WHEELS

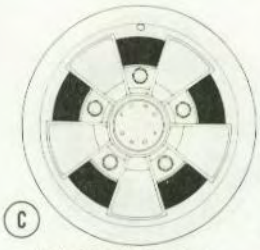

(C) *C6AZ-1130-K (15")
#C6AZ-1130-N (15")
FORD, MUSTANG

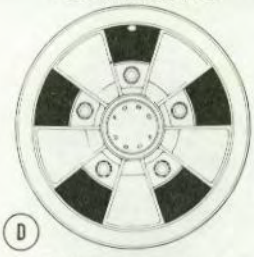

(D) *C6OZ-1130-K (14")
#C6OZ-1130-N (14")
FAIRLANE/TORINO, FALCON, MUSTANG

(E) C7OZ-1130-C (2 1/2")
(RED CENTER)
FAIRLANE/TORINO

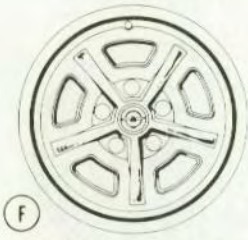

(F) C7SZ-1130-B (16 1/4")
(TURQUOISE CENTER)
THUNDERBIRD

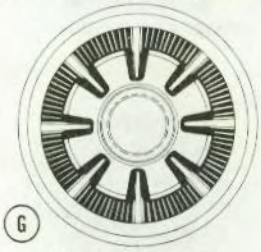

(G) C7TZ-1130-H (15")
(FRONT WHEELS-HOLE IN CENTER)
BRONCO

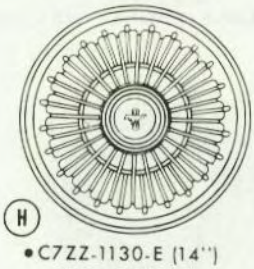

(H) •C7ZZ-1130-E (14")
(RED CENTER)
MUSTANG

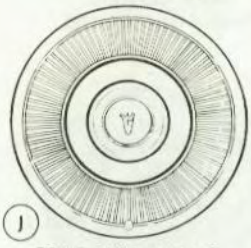

(J) C8AZ-1130-A (15")
(BLACK CENTER)
FORD

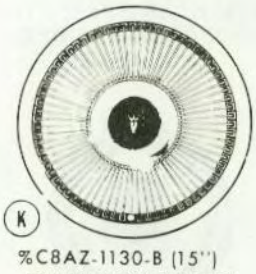

(K) %C8AZ-1130-B (15")
(BURGUNDY CENTER)
FORD

(L) ▲C8AZ-1130-D (10 1/2")
(BLACK CENTER)
C8DZ-1130-A (10 1/2")
FALCON (PLAIN CENTER)

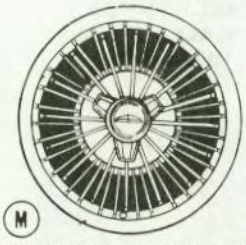

(M) • C8AZ-1130-F (15") • C8OZ-1130-J (14")
FAIRLANE/TORINO,
FALCON, FORD, MUSTANG

▲FORD, FAIRLANE/TORINO AND FALCON
%COMBINATION OF BLACK, SILVER, GOLD AND BURGUNDY IN CENTER
•SIMULATED WIRE WITHOUT SPINNER
*FORD CENTER
#PLAIN CENTER

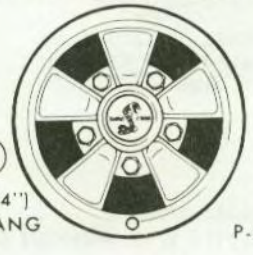

(N) S8MS-1132-A (16 1/4")
(GT350/500) MUSTANG

P-8924

1968 HUB CAPS and WHEEL COVERS
(Page 1 of 2)

COPYRIGHT © 1975 — FORD MOTOR COMPANY — DEARBORN, MICHIGAN

HALPERT_AUCTIONS

1130 CAP OR COVER - WHEEL HUB - continued

(A) C8OZ-1130-A (14")
(BLUE CENTER)
FAIRLANE/TORINO, FALCON

(B) C8OZ-1130-B (14")
(PLAIN CENTER)
FAIRLANE/TORINO, FALCON

(C) C8OZ-1130-C (7 1/2")
(HUB CAP)
FAIRLANE/TORINO, MUSTANG

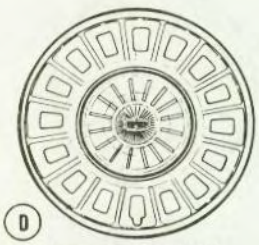

(D) C8OZ-1130-E (14")
(BLUE CENTER)
FAIRLANE/TORINO,

(E) C8OZ-1130-G (7 1/2")
(HUB CAP)
FAIRLANE/TORINO, MUSTANG

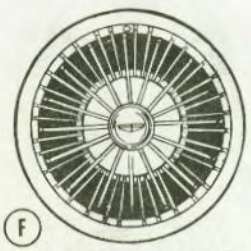

(F) C8OZ-1130-L (15 3/8")
(BLUE CENTER)
FAIRLANE/TORINO,

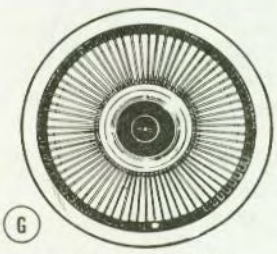

(G) C8SZ-1130-A (15")
(BLACK CENTER)
THUNDERBIRD

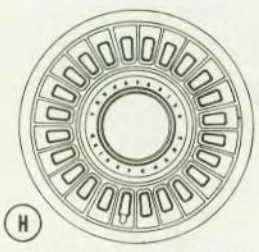

(H) C8SZ-1130-B (16 1/4")
(PLAIN CENTER)
THUNDERBIRD

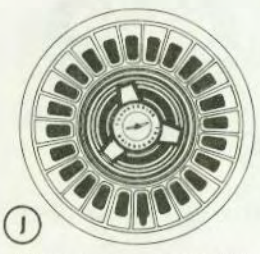

(J) # C8SZ-1130-C (16 1/4")
(THUNDERBIRD CENTER)
THUNDERBIRD

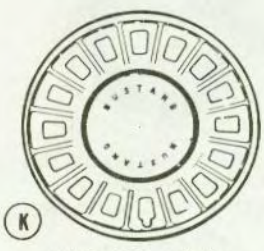

(K) C8ZZ-1130-A (14")
("MUSTANG" CENTER)
MUSTANG

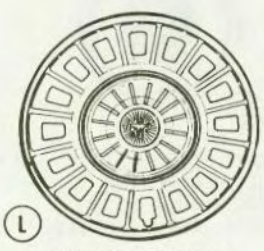

(L) C8ZZ-1130-E (14")
(RED CENTER)
MUSTANG

(M) C8ZZ-1130-F (10 1/2")
(BLACK CENTER)
MUSTANG-HUB CAP

RECESSED SPINNER
• SIMULATED WIRE WITHOUT SPINNER

P-8925

1968 HUB CAPS and WHEEL COVERS
(Page 2 of 2)

HALPERT_AUCTIONS

1130 CAP OR COVER - WHEEL HUB - continued

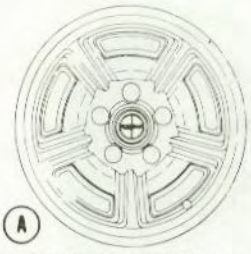

(A) C6AZ-1130-C (16 1/4")
(RED CENTER)
MUSTANG

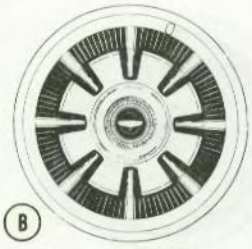

(B) C6AZ-1130-G (15")
(BLACK CENTER)
BRONCO-REAR WHEELS

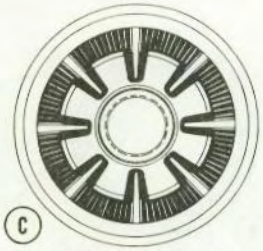

(C) C7TZ-1130-H (15")
(FRONT WHEELS-HOLE IN CENTER)
BRONCO

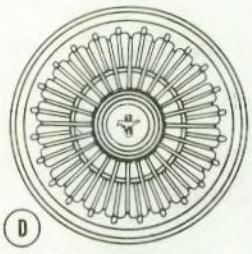

(D) •C7ZZ-1130-E (14")
(RED CENTER)
MUSTANG

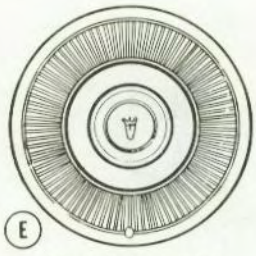

(E) C8AZ-1130-A (15")
(BLACK CENTER)
FORD

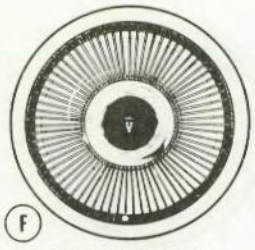

(F) # C8AZ-1130-B (15")
(BURGUNDY CENTER)
FORD

(G) C8AZ-1130-D (10 1/2")
(BLACK CENTER)
FAIRLANE/TORINO,
FALCON, FORD, MUSTANG

(H) C80Z-1130-C (7 1/2")
(HUB CAP)
FAIRLANE/TORINO, MUSTANG

#COMBINATION OF BLACK, SILVER, GOLD AND BURGUNDY IN CENTER
•SIMULATED WIRE WITHOUT SPINNER

P-8926

1969 HUB CAPS and WHEEL COVERS
(Page 1 of 2)

COPYRIGHT © 1975 — FORD MOTOR COMPANY — DEARBORN, MICHIGAN

HALPERT_AUCTIONS

1130 CAP OR COVER - WHEEL HUB - continued

(A)

C8OZ-1130-G (7 1/2")
(HUB CAP)
FAIRLANE/TORINO, MUSTANG

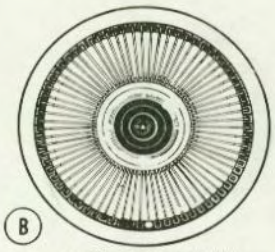

(B)

C8SZ-1130-A (15")
(BLACK CENTER)
THUNDERBIRD

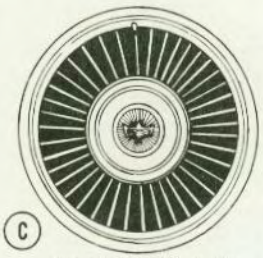

(C)

C9OZ-1130-A (14")
(RED CENTER)
FAIRLANE/TORINO, FALCON

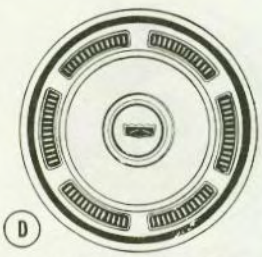

(D)

C9OZ-1130-B (14")
(PLAIN CENTER-BLACK CREST)
FAIRLANE/TORINO, FALCON

(E)

C9OZ-1130-D (2 3/4")
(BLACK CENTER)
FAIRLANE/TORINO RANCHERO
"RIO GRANDE"

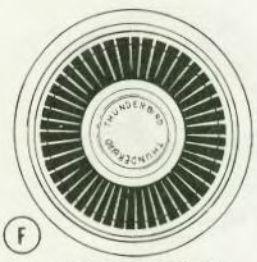

(F)

C9SZ-1130-A (15")
("THUNDERBIRD" PLAIN CENTER)
THUNDERBIRD

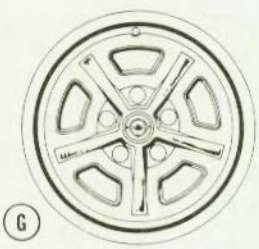

(G)

*C9SZ-1130-D (16 1/4")
(THUNDERBIRD EMBLEM)
THUNDERBIRD

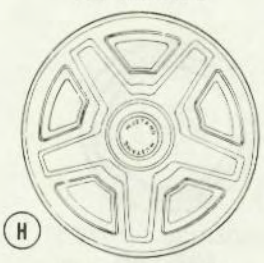

(H)

C9ZZ-1130-A (14")
(PLAIN CENTER-BLACK LETTERS)
MUSTANG

(J)

C9ZZ-1130-E (2 3/4")
(BLACK CENTER)
MUSTANG

(K)

C9ZZ-1130-D (2 3/4")
GT-350/500 (BLACK CENTER)
MUSTANG

(L)

C9ZZ-1130-F (2 3/16")
"BOSS 429"
MUSTANG

* REFER TO TEXT SECTION 10 FOR COLOR DESIRED

P-8927

HALPERT_AUCTIONS

1130 CAP OR COVER - WHEEL HUB - continued

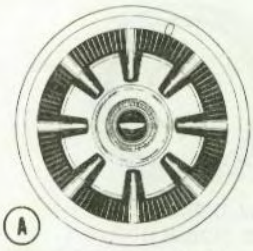

(A) C6AZ-1130-G (15")
(BLACK CENTER)
BRONCO-REAR WHEELS

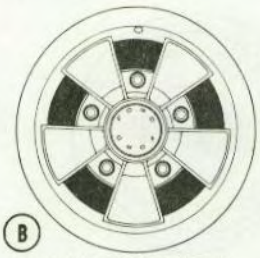

(B) C6AZ-1130-N (15")
(PLAIN CENTER)
FORD

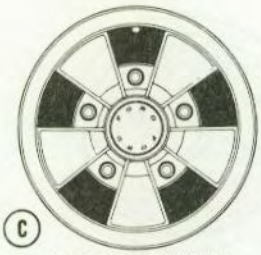

(C) C6OZ-1130-N (14")
(PLAIN CENTER)
FAIRLANE/TORINO, MUSTANG

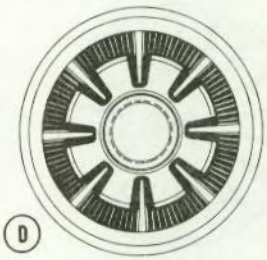

(D) C7TZ-1130-H (15")
(FRONT WHEELS-HOLE IN CENTER)
BRONCO

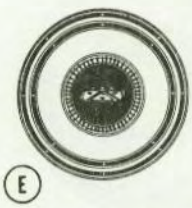

(E) C8AZ-1130-D (10 1/2")
(BLACK CENTER)
FALCON, FORD

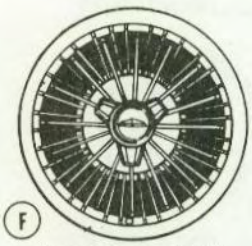

(F) #C8AZ-1130-F (15")
#C8OZ-1130-J (14")
FAIRLANE/TORINO, FORD, MUSTANG

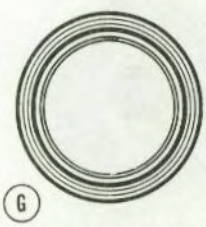

(G) C8OZ-1130-G (7 1/2")
(HUB CAP)
FAIRLANE/TORINO, MUSTANG

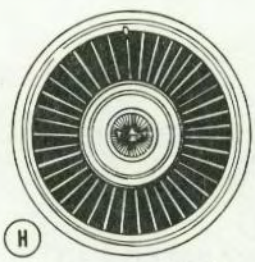

(H) C9OZ-1130-A (14")
(RED CENTER)
FALCON

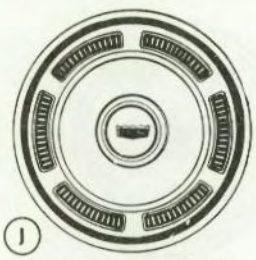

(J) C9OZ-1130-B (14")
(PLAIN CENTER-BLACK CREST)
FALCON, FORD

(K) C9ZZ-1130-D (2 3/4")
GT-350/500 (BLACK CENTER)
MUSTANG

(L) C9ZZ-1130-E 2 3/4"
(BLACK CENTER)
MUSTANG

SIMULATED WIRE WITHOUT SPINNER

P-8928

1970 HUB CAPS and WHEEL COVERS
(Page 1of 2)

COPYRIGHT © 1975 — FORD MOTOR COMPANY — DEARBORN, MICHIGAN

HALPERT_AUCTIONS

1130 CAP OR COVER - WHEEL HUB - continued

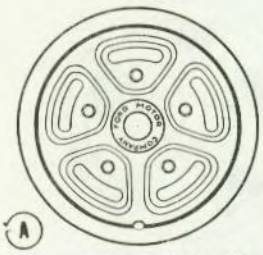

(A)

*D0AZ-1130-B (16 1/4")
*D0AZ-1130-K (16 1/4")
*D0AZ-1130-J (16 1/4")
(PLAIN CENTER)
FORD, THUNDERBIRD

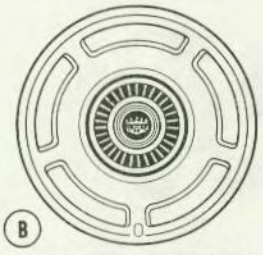

(B)

D0AZ-1130-C (15 1/8")
(BLACK CENTER)
FORD

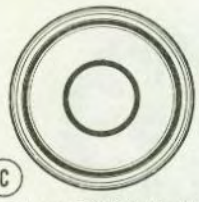

(C)

*D0AZ-1130-E (10 1/4")
*D0AZ-1130-H (10 1/4")
(CHROME FINISH-BLACK LETTERS)
#★ D0AZ-1130-G (10 1/4")
*D5DZ-1130-B (10 1/4")
FAIRLANE/TORINO, FORD,
MAVERICK, MUSTANG-HUB CAP

(D)

D0DZ-1130-C (9 5/8")
D0DZ-1130-D (10 5/8")
(PLAIN CENTER)
MAVERICK-HUB CAP

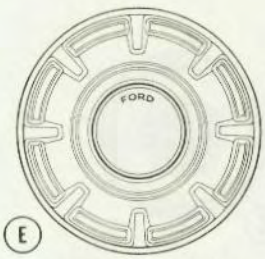

(E)

D0DZ-1130-E (14")
(PLAIN CENTER)
MAVERICK

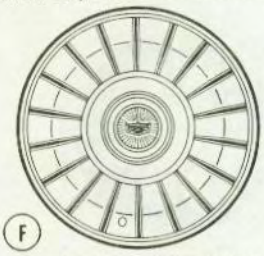

(F)

D0OZ-1130-A (15 3/8")
(RED CENTER)
FAIRLANE/TORINO

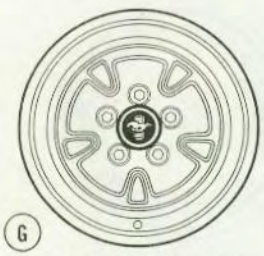

(G)

▼%D0OZ-1130-G (16 1/4")
▼□D0OZ-1130-D (15 1/4")
(RED CENTER)
FAIRLANE/TORINO
%D0ZZ-1130-F (16 1/4")
□D0ZZ-1130-D (15 1/4")
■D0ZZ-1130-E (15 1/4")
(BLACK CENTER)
MUSTANG

(H)

D0OZ-1130-F (2 3/4")
(PLAIN CENTER)
FAIRLANE/TORINO-HUB CAP

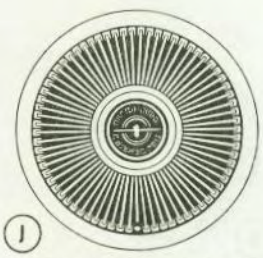

(J)

D0SZ-1130-A (16 1/4")
(BLACK CENTER)
THUNDERBIRD

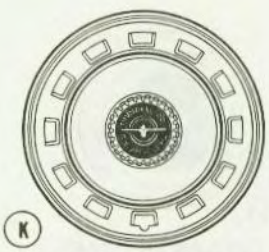

(K)

**★ D0SZ-1130-B (16 1/4")
*D0SZ-1130-F (16 1/4")
(BLACK CENTER)
△D0SZ-1130-D (16 1/4")
△D0SZ-1130-E (16 1/4")
THUNDERBIRD

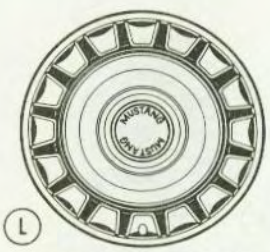

(L)

D0ZZ-1130-A (14 1/8")
("MUSTANG" CENTER)
MUSTANG

▼ ARGENT BACKGROUND
△ REFER TO TEXT SECTION 10
FOR COLOR DESIRED
■ USED ON 14"×6" WHEELS
□ USED ON 14"×7" WHEELS
% USED ON 15"×7" WHEELS
# CICULAR BRUSHED
CHROME FINISH
* REFER TO TEXT SECTION 10
TO CLARIFY MODEL APPLICATION

P-8929

HALPERT_AUCTIONS

1130 CAP OR COVER - WHEEL HUB - continued

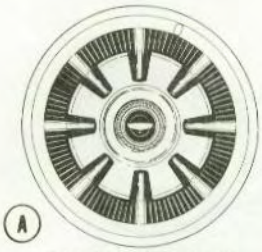

(A) C6AZ-1130-G (15")
(BLACK CENTER)
BRONCO-REAR WHEELS

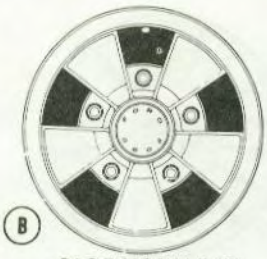

(B) C6OZ-1130-N (14")
(PLAIN CENTER)
MAVERICK, MUSTANG, TORINO

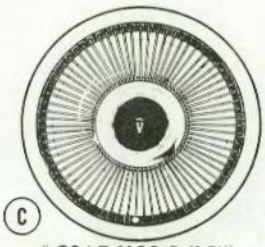

(C) # C8AZ-1130-B (15")
(BURGUNDY CENTER)
FORD

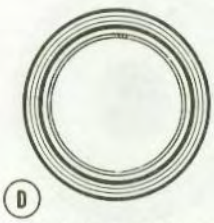

(D) C8OZ-1130-G (7 1/2")
(HUB CAP)
MAVERICK, TORINO

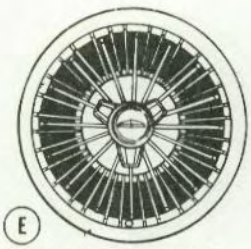

(E) ■ C8OZ-1130-J (14")
(PLAIN CENTER)
MAVERICK

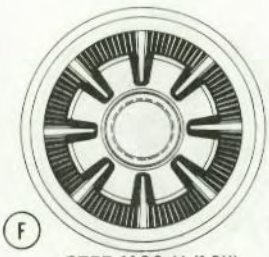

(F) C7TZ-1130-H (15")
(FRONT WHEELS-HOLE IN CENTER)
BRONCO

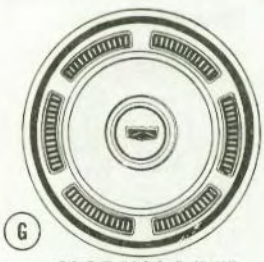

(G) C9OZ-1130-B (14")
(PLAIN CENTER BLACK CREST)
TORINO

(H) C9ZZ-1130-E (2 3/4")
D1ZZ-1130-G (2 3/4")
(BLACK CENTER)
MUSTANG

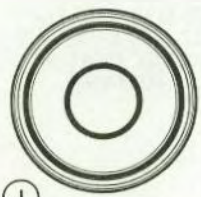

(J) ●★D0AZ-1130-G (10 1/4")
●D5DZ-1130-B(10 1/4")
▲D0AZ-1130-H (10 1/4")
(HUB CAP)
FORD, MUSTANG, TORINO

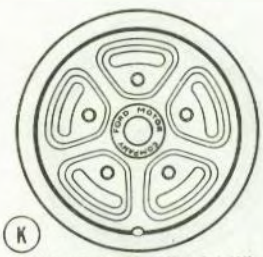

(K) D0AZ-1130-J (16 1/4")
(PLAIN CENTER)
FORD

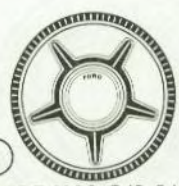

(L) D0DZ-1130-C (9 5/8")
D0DZ-1130-D (10 5/8")
(PLAIN CENTER)
MAVERICK-HUB CAP

● BRUSHED FINISH CENTER
▲ BRIGHT FINISH CENTER
■ SIMULATED WIRE WITHOUT SPINNER
COMBINATION OF BLACK, SILVER, GOLD AND BURGUNDY IN CENTER AREA

P-8930

1971 HUB CAPS and WHEEL COVERS
(Page 1of 2)

COPYRIGHT © 1975 — FORD MOTOR COMPANY — DEARBORN, MICHIGAN

HALPERT_AUCTIONS

1130 CAP OR COVER - WHEEL HUB - continued

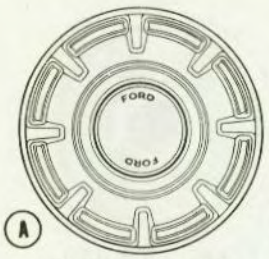

(A)

D0DZ-1130-E (14")
(PLAIN CENTER)
MAVERICK

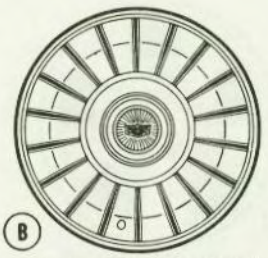

(B)

D0OZ-1130-A (15 3/8")
(RED CENTER)
TORINO

(C)

•D0OZ-1130-F (2 3/4")
•D1OZ-1130-A (2 3/4")
(BRIGHT CENTER)
TORINO

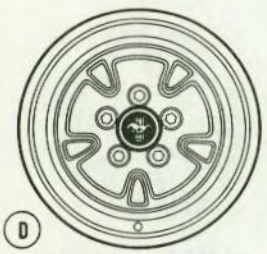

(D)

▼□ D0OZ-1130-D (15 1/4")
▼% D0OZ-1130-G (16 1/4")
(RED CENTER)
TORINO
*□ D1ZZ-1130-C (15 1/4")
*▲ D1ZZ-1130-D (15 1/4")
*% D1ZZ-1130-E (16 1/4")
(BLACK CENTER)
MUSTANG

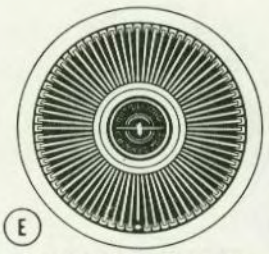

(E)

D0SZ-1130-A (16 1/4")
(BLACK CENTER)
THUNDERBIRD

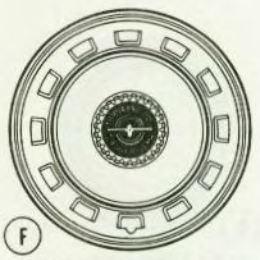

(F)

D0SZ-1130-F (16 1/4")
(BLACK CENTER)
D0SZ-1130-E (16 1/4")
D1SZ-1130-A THRU N (16 1/4")
THUNDERBIRD

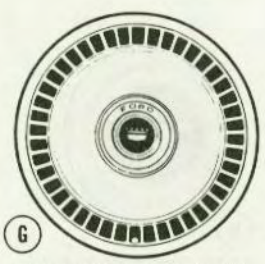

(G)

★D1AZ-1130-A (15 1/8")
(BLACK CENTER)
FORD

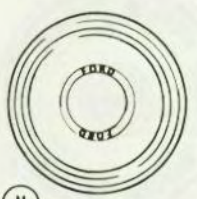

(H)

D1DZ-1130-A THRU C (10 1/4")
(PLAIN CENTER)
TORINO-HUB CAP)

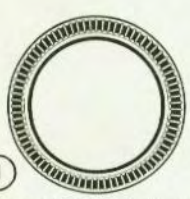

(J)

D1FZ-1130-A (9 1/4")
(PLAIN CENTER)
PINTO-HUB CAP

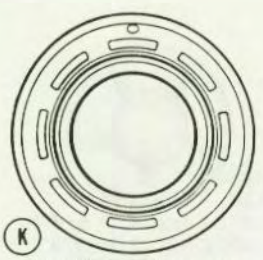

(K)

D1FZ-1130-B (13 1/8")
(PLAIN CENTER)
PINTO

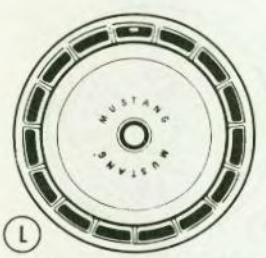

(L)

D1ZZ-1130-B (14 1/8")
(PLAIN CENTER)
MUSTANG

#REFER TO TEXT SECTION 10 FOR COLOR DESIRED
□USED ON 14"×7" WHEELS ONLY
▲USED ON 14"×6" WHEELS ONLY
*ARGENT WITH BLACK BACKGROUND
▼ARGENT BACKGROUND
%USED ON 15"×7" WHEELS
•USED WITH STYLIZED STEEL WHEELS

P-8931

HALPERT_AUCTIONS

1130 CAP OR COVER - WHEEL HUB - continued

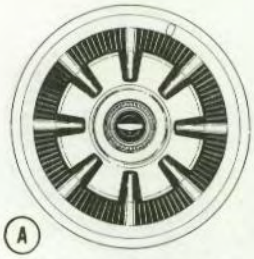

(A)
C6AZ-1130-G (15")
(BLACK CENTER)
BRONCO REAR WHEELS ONLY

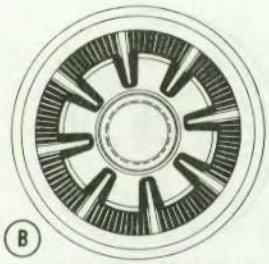

(B)
C7TZ-1130-H (15")
(HOLE IN CENTER)
FRONT WHEELS ONLY BRONCO

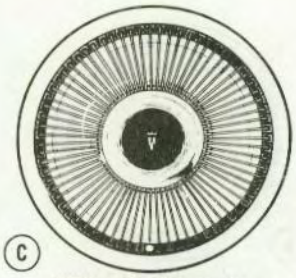

(C)
#C8AZ-1130-B (15")
(BURGUNDY CENTER)
FORD

(D)
D0DZ-1130-C (9 5/8")
D0DZ-1130-D (10 5/8")
(PLAIN CENTER)
MAVERICK-HUB CAP

(E)
●D1ZZ-1130-G (2 3/4")
(BLACK CENTER)
MUSTANG

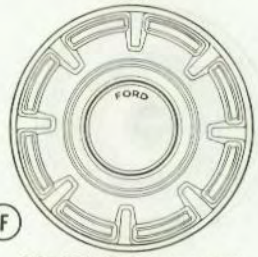

(F)
D0DZ-1130-E (14 1/8")
(PLAIN CENTER)
MAVERICK

(G)
**D0AZ-1130-G (10 1/4")
*D5DZ-1130-B (10 1/4")
*D0AZ-1130-H (10 1/4")
*D2ZZ-1130-B (10 1/4")
(BRUSHED FINISH CENTER)
FORD, MAVERICK, MUSTANG-HUB CAP

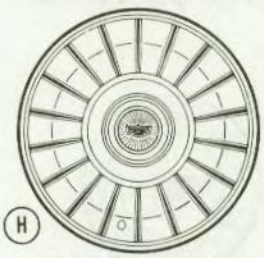

(H)
D0OZ-1130-A (15 3/8")
(RED CENTER)
TORINO

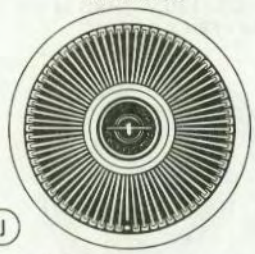

(J)
D0SZ-1130-A (16 1/4")
(BLACK CENTER)
THUNDERBIRD

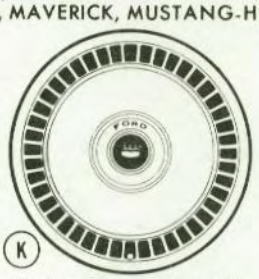

(K)
*D1AZ-1130-A (15 1/8")
(BLACK CENTER)
FORD AND TORINO

(L)
*D1FZ-1130-A (9 1/4")
*D2FZ-1130-A (9 1/4")
*D2FZ-1130-B (9 1/4")
(PLAIN CENTER)
PINTO-HUB CAP

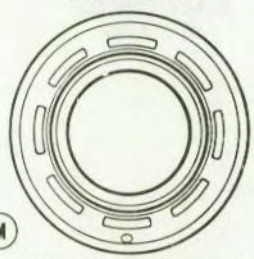

(M)
D1FZ-1130-B (13 1/8")
(PLAIN CENTER)
PINTO

* REFER TO TEXT SECTION 10 TO CLARIFY MODEL APPLICATION
● USED WITH STYLIZED STEEL WHEELS ONLY
COMBINATION OF BLACK, SILVER, GOLD AND BURGUNDY IN CENTER AREA

P-8833

1972 HUB CAPS and WHEEL COVERS
(Page 1 of 2)

COPYRIGHT © 1975 — FORD MOTOR COMPANY — DEARBORN, MICHIGAN

HALPERT_AUCTIONS

1130 CAP OR COVER - WHEEL HUB - continued

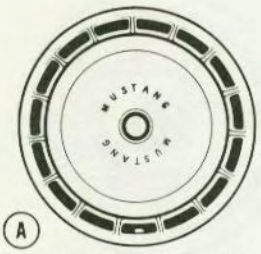

(A) D1ZZ-1130-B (14 1/8")
(PLAIN CENTER)
MUSTANG

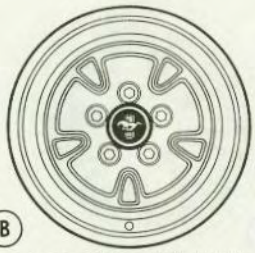

(B) □ D1ZZ-1130-D (15 1/4")
% D1ZZ-1130-E (16 1/4")
(ARGENT WITH BLACK BACKGROUND)
MUSTANG

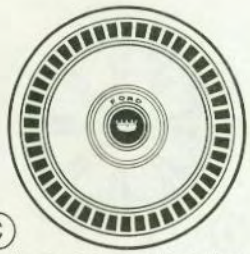

(C) ▲ D2AZ-1130-J (15 1/8")
FORD,TORINO (BLACK CENTER)

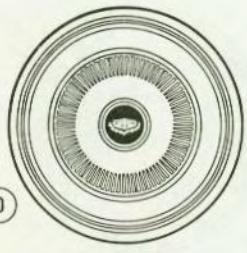

(D) *D2OZ-1130-F (14 1/8")
(BLACK CENTER)
*D2DZ-1130-A THRU M (14 1/8")
MAVERICK,TORINO

(E) *■ D2OZ-1130-D (10 1/4")
*+ D2OZ-1130-E (10 1/4")
HUB CAP (BLACK CENTER)

(F) # D2SZ-1130-A THRU J (16 1/4")
▲ D2SZ-1130-F (16 1/4")
D3SZ-1130-E (16 1/4")
THUNDERBIRD (BLACK CENTER)

(G) D2ZZ-1130-A (14 1/8")
(BLACK CENTER)
MUSTANG

(H) ● D1OZ-1130-A (2 3/4")
(BRIGHT CENTER)
TORINO

* REFER TO TEXT SECTION 10 TO CLARIFY MODEL APPLICATION
■ TORINO-BRIGHT FINISH OUTER
\+ TORINO-BLACK FINISH OUTER
● USED WITH STYLIZED STEEL WHEELS
REFER TO TEXT PORTION OF CATALOG FOR CORRECT COLOR
▲ CIRCULAR BRUSHED FINISH
□ USED ON 14" × 6" WHEELS ONLY
% USED ON 15" × 7" WHEELS ONLY

P-8834

HALPERT_AUCTIONS

1130 CAP or COVER - WHEEL HUB - continued

WHEEL COVER or HUB CAP IDENTIFICATION CHART

IDENTIFICATION	PART NUMBER
C2OA 1130-A	C2OA 1130-A
C3AA 1130-Z	C3AZ 1130-Z
C3AA 1130-AF	C3AZ 1130-Z
C3DA 1130-A	C3DZ 1130-A
C3OA 1130-K	★C30Z 1130-K
C3OA 1130-L	C3OZ 1130-L
C3OA 1130-R	C3OZ 1130-L
C4AA 1130-A	C4AZ 1130-A
C4AA 1130-F	★C4AZ 1130-H
C4AA 1130-R	★C4AZ 1130-L
C4DA 1130-B	C4DZ 1130-D
C4OA 1130-A	C4OZ 1130-A
C4ZA 1130-E	C5ZZ 1130-C
C4ZA 1130-F	C5ZZ 1130-A
C4ZA 1130-G	★C5ZZ 1130-D
C4ZA 1130-H	★C5ZZ 1130-B
C4ZA 1130-J	C5ZZ 1130-J
C4ZA 1130-K	C5ZZ 1130-K
C4ZA 1130-L	★C5ZZ 1130-L
C4ZA 1130-M	★C5ZZ 1130-M
C5AA 1130-A	C5AZ 1130-A
C5AA 1130-B	C5AZ 1130-F
C5AA 1130-C	C5AZ 1130-C
C5AA 1130-D	★C5AZ 1130-D
C5DA 1130-A	C5DZ 1130-A
C5DA 1130-B	★C5DZ 1130-D
C5DA 1130-C	★C5DZ 1130-C
C5DA 1130-D	C5DZ 1130-F
C5OA 1130-A	C5OZ 1130-A
C5OA 1130-B	★C5OZ 1130-B
C5OA 1130-C	C5OZ 1130-E
C5SA 1130-A	C5SZ 1130-A
C5SA 1130-B	C5SZ 1130-B
C5SA 1130-C	C5SZ 1130-C
C5ZA 1130-C	C5ZZ 1130-N
C5ZA 1130-D	C5ZZ 1130-P
C5ZA 1130-E	★C5ZZ 1130-R
C5ZA 1130-F	C5ZZ 1130-S
C5ZA 1130-J	C5ZZ 1130-W
C6AA 1130-A	C6AZ 1130-A
C6AA 1130-D	C6AZ 1130-B
C6AA 1130-E	C6AZ 1130-C
C6AA 1130-F	★C6AZ 1130-L
C6AA 1130-G	C6AZ 1130-G
C6AA 1130-H	C6AZ 1130-H
C6AA 1130-J	C6AZ 1130-K
C6DA 1130-A	C6DZ 1130-A
C6OA 1130-C	C6OZ 1130-C
C6OA 1130-E	C6OZ 1130-K
C6OA 1130-F	C6OZ 1130-L
C6OA 1130-G	★C6ZZ 1130-E
C6SA 1130-A	C6SZ 1130-A
C6SA 1130-B	C6SZ 1130-B
C6TA 1130-E	C6TZ 1130-A
C6TA 1130-F	C6TZ 1130-B
C6ZA 1130-A	C6ZZ 1130-A
C6ZA 1130-B	★C6ZZ 1130-B
C7AA 1130-A	C7AZ 1130-A
C7AA 1130-C	C7AZ 1130-E
C7AA 1130-D	C7AZ 1130-B
C7AA 1130-E	C7AZ 1130-H
C7DA 1130-C	C7DZ 1130-C
C7DA 1130-D	C7DZ 1130-A
C7OA 1130-A	C7OZ 1130-D
C7OA 1130-B	C7OZ 1130-B
C7OA 1130-C	C7OZ 1130-C
C7OA 1130-D	C7OZ 1130-F
C7OA 1130-E	C7OZ 1130-D
C7SA 1130-B	C7SZ 1130-B
C7SA 1130-D	C7SZ 1130-A
C7SA 1130-E	★C7SZ 1130-D
C7TA 1130-H	C7TZ 1130-H
C7ZA 1130-B	C7ZZ 1130-B
C7ZA 1130-E	C7ZZ 1130-A
C7ZA 1130-G	C7ZZ 1130-E
C7ZA 1130-H	C7ZZ 1130-G
C8AA 1130-D	C8AZ 1130-D
C8AA 1130-E	C8AZ 1130-B
C8AA 1130-F	C8AZ 1130-B
C8AA 1130-G	C8AZ 1130-A
C8AA 1130-H	C6AZ 1130-K
C8AA 1130-K	C8AZ 1130-F
C8AA 1130-L	C6AZ 1130-K
C8AA 1130-M	C6AZ 1130-N
C8AA 1130-N	C8AZ 1130-F
C8DA 1130-B	C8DZ 1130-A
C8OA 1130-A	C8OZ 1130-A
C8OA 1130-B	C8OZ 1130-B
C8OA 1130-C	C8OZ 1130-C
C8OA 1130-D	C8OZ 1130-C
C8OA 1130-E	C8OZ 1130-E
C8OA 1130-H	C8OZ 1130-G
C8OA 1130-J	C8OZ 1130-G
C8OA 1130-L	C8OZ 1130-L
C8OA 1130-M	C6OZ 1130-N
C8OA 1130-N	C8OZ 1130-J
C8SA 1130-B	C8SZ 1130-B
C8SA 1130-C	C8SZ 1130-C
C8SA 1130-E	C8SZ 1130-A
C8SA 1130-F	C8SZ 1130-A
C8ZA 1130-A	C8ZZ 1130-A
C8ZA 1130-D	C8ZZ 1130-F
C8ZA 1130-E	C8ZZ 1130-E
C9AA 1130-A	C8AZ 1130-B
C9OA 1130-A	C9OZ 1130-A
C9OA 1130-B	C9OZ 1130-B
C9SA 1130-A	C9SZ 1130-A
C9SA 1130-D	C8SZ 1130-A
C9SA 1130-C05P	C9SZ 1130-D05P
C9SA 1130-C13D	C9SZ 1130-D13D
C9SA 1130-C15K	C9SZ 1130-D15K
C9SA 1130-C23G	C9SZ 1130-D23G
C9SA 1130-C26B	C9SZ 1130-D26B
C9ZA 1130-B	C9ZZ 1130-A
D0AA 1130-B	D0AZ 1130-B
D0AA 1130-E	D0AZ 1130-C
D0AA 1130-F	D0AZ 1130-B
D0AA 1130-G	D0AZ 1130-H
D0AA 1130-H	D0AZ 1130-J
D0AA 1130-J	D0AZ 1130-K
D0DA 1130-A	D0DZ 1130-C
D0DA 1130-B	D0DZ 1130-D
D0DA 1130-C1	D0DZ 1130-E
D0DA 1130-E	D0DZ 1130-C
D0DA 1130-F	D0DZ 1130-D
D0OA 1130-A	D0OZ 1130-A
D0OA 1130-D	D0OZ 1130-D
D0OA 1130-F	D0OZ 1130-G
D0OA 1130-H	D0OZ 1130-D
D0OA 1130-J	D0OZ 1130-G
D0OA 1130-K	★D0AZ 1130-G
D0OA 1130-K	D5DZ 1130-B
D0SA 1130-A	D0SZ 1130-A
D0SA 1130-B1	★D0SZ 1130-B
D0SA 1130-B2	★D0SZ 1130-B
D0SA 1130-C13D	★D0SZ 1130-D13D
D0SA 1130-C15W	D0SZ 1130-D15W
D0SA 1130-C18C	D0SZ 1130-D18C
D0SA 1130-C19V	D0SZ 1130-D19V
D0SA 1130-C20F	★D0SZ 1130-D20F
D0SA 1130-C24P	D0SZ 1130-D24P
D0SA 1130-C38Y	D0SZ 1130-D38Y
D0SA 1130-C40D	D0SZ 1130-D40D
D0SA 1130-C58B	D0SZ 1130-D58B
D0SA 1130-C64B	D0SZ 1130-D64B
D0SA 1130-C64G	★D0SZ 1130-D64G
D0SA 1130-C65G	D0SZ 1130-D65G
D0SA 1130-C75G	★D0SZ 1130-D75G
D0SA 1130-D	D0SZ 1130-F
D0SA 1130-E01W	D0SZ 1130-E15W
D0SA 1130-E04V	D1SZ 1130-A
D0SA 1130-E08F	D1SZ 1130-L
D0SA 1130-E09F	D1SZ 1130-B
D0SA 1130-E10D	D0SZ 1130-E13D
D0SA 1130-E13D	D0SZ 1130-E13D
D0SA 1130-E13V	D1SZ 1130-C
D0SA 1130-E14B	D1SZ 1130-D
D0SA 1130-E14R	D1SZ 1130-E
D0SA 1130-E14T	D1SZ 1130-F
D0SA 1130-E15W	D0SZ 1130-E15W
D0SA 1130-E18C	D0SZ 1130-E18C
D0SA 1130-E19V	D0SZ 1130-E19V
D0SA 1130-E20F	D0SZ 1130-E20F
D0SA 1130-E24D	D0SZ 1130-E40D
D0SA 1130-E24P	D0SZ 1130-E24P
D0SA 1130-E25Y	D1SZ 1130-G
D0SA 1130-E28B	D1SZ 1130-H
D0SA 1130-E30D	D1SZ 1130-M
D0SA 1130-E37B	D1SZ 1130-J
D0SA 1130-E38Y	D0SZ 1130-E38Y
D0SA 1130-E40D	D0SZ 1130-E40D
D0SA 1130-E42G	D0SZ 1130-E64G
D0SA 1130-E46G	D1SZ 1130-K
D0SA 1130-E50G	D1SZ 1130-N
D0SA 1130-E58B	D0SZ 1130-E58B
D0SA 1130-E64B	D0SZ 1130-E64B
D0SA 1130-E64G	D0SZ 1130-E64G
D0SA 1130-E65G	D0SZ 1130-E65G
D0SA 1130-E75G	D0SZ 1130-E75G

COPYRIGHT © 1975 — FORD MOTOR COMPANY — DEARBORN, MICHIGAN
FINAL ISSUE

HALPERT_AUCTIONS

1130 CAP or COVER - WHEEL HUB - continued

WHEEL COVER or HUB CAP IDENTIFICATION CHART - continued

IDENTIFICATION	PART NUMBER	IDENTIFICATION	PART NUMBER	IDENTIFICATION	PART NUMBER	IDENTIFICATION	PART NUMBER
D0ZA 1130-E	D0ZZ 1130-D	D2AA 1130-AA	D0AZ 1130-H	D2OA 1130-AA	D2OZ 1130-D	D2ZA 1130-AA	D2ZZ 1130-A
D0ZA 1130-F	D0ZZ 1130-E	D2AA 1130-DA	D2AZ 1130-J	D2OA 1130-AB	D2OZ 1130-D	D2ZA 1130-BA	D2ZZ 1130-B
D0ZA 1130-G	D0ZZ 1130-F	D2DA 1130-AE3BA	D2DZ 1130-B	D2OA 1130-BA	D2OZ 1130-E	D22A 1130-AA	D2FZ 1130-A
D0ZA 1130-H	D0AZ 1130-E	D2DA 1130-AE5GA	D2DZ 1130-C	D2OA 1130-BB	D2OZ 1130-E	D22A 1130-BA	D2FZ 1130-B
D0ZA 1130-J	D0AZ 1130-G	D2DA 1130-AF3GA	D2DZ 1130-D	D2OA 1130-CA	D2OZ 1130-F		
D0ZA 1130-K	D0ZZ 1130-A	D2DA 1130-AH1BA	D2DZ 1130-H	D2OA 1130-CB	D2OZ 1130-F	S9MS 1130-B	C9ZZ 1130-D
D0ZA 1130-L	D0ZZ 1130-D	D2DA 1130-A13RA	D2DZ 1130-K	D2OA 1130-DA	D2OZ 1130-F		
D0ZA 1130-M	D0ZZ 1130-E	D2DA 1130-A14RA	D2DZ 1130-J	D2OA 1130-DB	D2OZ 1130-F		
D0ZA 1130-N	D0ZZ 1130-F	D2DA 1130-A14WA	D2DZ 1130-A				
		D2DA 1130-A15VA	D2DZ 1130-E	D2SA 1130-AB	D2SZ 1130-F		
D1AA 1130-AB	★D1AZ 1130-A	D2DA 1130-A24VA	D2DZ 1130-M	D2SA 1130-B50GA	D2SZ 1130-E		
D1DA 1130-A04VA	D1DZ 1130-C	D2DA 1130-A25VA	D2DZ 1130-F	D2SA 1130-C09FB	D2SZ 1130-A		
D1DA 1130-A27DA	D1DZ 1130-A	D2DA 1130-A37TA	D2DZ 1130-L	D2SA 1130-C13CB	D2SZ 1130-B		
D1DA 1130-A49GA	D1DZ 1130-B	D2DA 1130-A41BA	D2DZ 1130-H	D2SA 1130-C15VB	D2SZ 1130-C		
D1ZA 1130-BA	D1ZZ 1130-B	D2DA 1130-A80FA	D2DZ 1130-G	D2SA 1130-C16FB	D2SZ 1130-H		
D1ZA 1130-CB	D1ZZ 1130-C	D2DA 1130-A98RA	D2DZ 1130-K	D2SA 1130-C18GB	D3SZ 1130-E		
D1ZA 1130-DB	D1ZZ 1130-D	D2DA 1130-A99RA	D2DZ 1130-J	D2SA 1130-C30DB	D2SZ 1130-G		
D1ZA 1130-EB	D1ZZ 1130-E			D2SA 1130-C37BB	D2SZ 1130-D		
D12A 1130-AA	D1FZ 1130-A			D2SA 1130-C50GB	D2SZ 1130-E		
D12A 1130-BA	D1FZ 1130-B			D2SA 1130-C59GB	D2SZ 1130-J		

MODEL	IDENTIFICATION	DIAMETER (Inches)	DESCRIPTION	SHOWN ON Page	Loc.	PART NUMBER
1965						
A	C5AA 1130-A	10 1/2	36 Depressions	17	M	C5AZ 1130-A
A	C4AA 1130-A	10 1/2	"Ford"letters with Black background	17	E	C4AZ 1130-A
A	C5AA 1130-C	15	Incl. crest-Blue center	18	A	C5AZ 1130-C
A	C5AA 1130-B	15	Imprinted "Ford"	18	C	C5AZ 1130-F
A	C5AA 1130-D	15	Simulated wire-incl. spinner-Blue center	18	B	★★ C5AZ 1130-D Not replaced
B	C4AA 1130-A	10 1/2	"Ford" letters w/Black background	17	E	C4AZ 1130-A
B	C5OA 1130-A	14	Incl. crest	18	F	C5OZ 1130-A
B	C5OA 1130-C	14	Incl. crest-Red center	18	G	C5OZ 1130-E
F(except GT 350)	C5ZA 1130-J	2 1/2	Imprinted "Ford Mustang"-includes attaching parts	18	M	C5ZZ 1130-W
F(except GT 350)	C4ZA 1130-F	13	Imprinted "Mustang"-Black center	18	K	C5ZZ 1130-A
F(except GT 350)	C4ZA 1130-H	13	Incl.spinner-imprinted "Mustang"-Black center	18	L	★C5ZZ 1130-B r/b C5ZZ 1130-A
F(except GT 350)	C4ZA 1130-K	13	Imprinted "Mustang"-Black center	18	K	C5ZZ 1130-K
F(except GT 350)	C5ZA 1130-D	13	Imprinted "Mustang"-Black center	18	K	C5ZZ 1130-P
F(except GT 350)	C4ZA 1130-M	13	Incl.spinner-imprinted "Mustang"-Black center	18	L	★C5ZZ 1130-M r/b C5ZZ 1130-J
F(except GT 350)	C5ZA 1130-F	13	Incl.spinner-imprinted "Mustang"-Black center	18	L	C5ZZ 1130-S
F(except GT 350)		13	Wire	17	F	C4OZ 1130-H
F(except GT 350)	C4ZA 1130-E	14	Imprinted "Mustang"-Black center	18	K	C5ZZ 1130-C
F(except GT 350)	C4ZA 1130-J	14	Imprinted "Mustang"-Black center	18	K	C5ZZ 1130-J
F(except GT 350)	C5ZA 1130-C	14	Imprinted "Mustang"-Black center	18	K	C5ZZ 1130-N
F(except GT 350)	C4ZA 1130-L	14	Incl.spinner-imprinted "Mustang"-Black center	18	L	★C5ZZ 1130-L r/b C5ZZ 1130-C

* Not used on vehicles equipped with fender skirts

HALPERT_AUCTIONS

1130 CAP or COVER - WHEEL HUB - continued

MODEL	IDENTIFICATION	DIAMETER (Inches)	DESCRIPTION	SHOWN ON Page	Loc.	PART NUMBER
1965 - continued						
F(except GT 350)	C5ZA 1130-E	14	Incl. spinner-imprinted "Mustang"-Black center	18	L	★C5ZZ 1130-R Not replaced
F(except GT 350)	C4AA 1130-F	14	Wire	17	F	★C4AZ 1130-H Not replaced
F(except GT 350)	C4AA 1130-R	14	Simulated wire-incl. spinner-Red, White & Blue center	17	G	★C4AZ 1130-L Not replaced
F(except GT 350)	C3AA 1130-Z,AF	15	Incl. spinner-stainless steel	17	A	C3AZ 1130-Z
F(GT 350)		3	Cap assy.-use with Cragar 15" wheel	17	J	★S1MS 1130-A Not replaced
F(GT 350) Consists of (1) S2MS 1131-B bracket (1) S2MS 1132-A emblem (GT 350)		2 3/4	Cap assy.-use with S2MS 1007-B & C (1) S2MS 1133-A cap (plastic) (2) S2MS 1135-A nut	17	K	S2MS 1130-B
F(GT 350) Consists of (1) S2MS 1130-A cap (die cast imprinted "CS")		2 1/2	Cap assy.-use with S2MS 1007-A (1) S7MS 1131-B bracket (1) 1/4"-20 x 5/8" bolt-hex.	17	L	★S2MS 1130-C Not replaced
S	C5SA 1130-A	15	Imprinted Thunderbird-plain center	18	H	C5SZ 1130-A
S	C5SA 1130-B	15	Incl. Thunderbird crest -Black center	18	J	C5SZ 1130-B
S	C5SA 1130-C	15	Incl. Thunderbird crest -Black center	18	J	C5SZ 1130-C
X	C3DA 1130-A	9	Black letters	17	B	C3DZ 1130-A
X	C4DA 1130-B	9 1/2	6 Embossed bars-incl. Falcon letters on Black background	17	H	C4DZ 1130-D
X	C4OA 1130-A	9 1/2	"Ford" letters with Black background	17	E	C4OZ 1130-A
X	C4AA 1130-A	10 1/2	"Ford" letters with Black background	17	E	C4AZ 1130-A
X	C3OA 1130-L,R	13	Simulated wire-incl. spinner	17	C	C3OZ 1130-L
X	C5DA 1130-B	13	Incl. spinner-imprinted "Falcon"-Red center	18	E	★*C5DZ 1130-D Not replaced
X	C5DA 1130-A	13	6 open slots-imprinted "Falcon"	18	D	C5DZ 1130-A
X	C3OA 1130-K	14	Simulated wire-incl. spinner	17	D	★*C3OZ 1130-K Not replaced
X	C5DA 1130-D	14	Imprinted "Falcon"	18	D	C5DZ 1130-F
X	C5DA 1130-C	14	Incl. spinner-imprinted "Falcon"-Red center	18	E	★*C5DZ 1130-C r/b C5DZ 1130-F
1966						
A	C5AA 1130-A	10 1/2	36 Depressions-imprinted "Ford"	19	E	C5AZ 1130-A
A	C6AA 1130-A	15	Horiz. crest-center is Black w/outer Red trim-argent section below center	20	A	C6AZ 1130-A
A	C6AA 1130-G	15	Horiz. crest-center is Black w/outer Red trim-bright section below center	20	A	C6AZ 1130-G
A	C6AA 1130-D	15	Vert. crest-center is Black w/outer Black trim-argent section below center	20	B	C6AZ 1130-B
A	C6AA 1130-H	15	Vert. crest-center is Black w/outer Black trim-bright section below center	20	B	C6AZ 1130-H
A	C6AA 1130-J, C8AA 1130-H or L	15	Simulated mag-plain chrome center	20	D	C6AZ 1130-K
A	C8AA 1130-M	15	Simulated mag-plain chrome center	20	D	C6AZ 1130-N
A	C6AA 1130-F	15	Wire-incl. spinner-Blue center	20	E	★C6AZ 1130-L Not replaced
A	C5AA 1130-D	15	Simulated wire-incl. spinner-Blue center	19	F	★*C5AZ 1130-D Not replaced
A	C6AA 1130-E	16 1/4	Simulated steel wheel-bolt on type-incl. crest-Red center	20	C	C6AZ 1130-C
B	C6OA 1130-F	2 1/2	Red center w/crest-incl. attaching parts	20	H	C6OZ 1130-L
B	C6DA 1130-A	9 1/2	36 depressions-imprinted "Ford"	19	E	C6DZ 1130-A
B	C5AA 1130-A	10 1/2	36 depressions-imprinted "Ford"	19	E	C5AZ 1130-A

* Not used on vehicles equipped with fender skirts

COPYRIGHT © 1975 — FORD MOTOR COMPANY — DEARBORN, MICHIGAN

HALPERT_AUCTIONS

1130 CAP or COVER - WHEEL HUB - continued

MODEL	IDENTIFICATION	DIAMETER (Inches)	DESCRIPTION	SHOWN ON Page	Loc.	PART NUMBER
1966 - continued						
B	C5OA 1130-A	14	Incl. crest -plain center	19	J	C5OZ 1130-A
B	C6OA 1130-C	14	Incl. crest-Red center	20	F	C6OZ 1130-C
B	C8OA 1130-M	14	Simulated mag-plain chrome center	20	G	C6OZ 1130-N
B	C6OA 1130-E	14	Simulated mag-plain chrome center- Also serviced in C6OZ 1130-J kit	20	G	C6OZ 1130-K
F(except GT 350)	C5ZA 1130-J	2 1/2	Imprinted Ford Mustang-incl. attaching parts	19	K	C5ZZ 1130-W
F(except GT350)	C6DA 1130-A	9 1/2	36 depressions-imprinted "Ford"	19	E	C6DZ 1130-A
F(except GT 350)	C6ZA 1130-A	14	Black center	21	E	C6ZZ 1130-A
F(except GT 350)	C6ZA 1130-B	14	Incl. spinner-Black center	21	F	★C6ZZ 1130-B r/b C6ZZ 1130-A
F(except GT350)	C8OA 1130-M	14	Simulated mag-plain chrome center	20	G	C6OZ 1130-N
F(except GT350)	C6OA 1130-E	14	Simulated mag-plain chrome center- Also serviced in C6OZ 1130-J kit	20	G	C6OZ 1130-K
F(GT 350) Consists of (1) S2MS 1131-B bracket (1) S2MS 1132-A emblem (GT 350)		2 3/4	Cap assy.-use with S2MS 1007-B & C (1) S2MS 1133-A cap (plastic) (2) S2MS 1135-A nut	19	L	S2MS 1130-B
F(GT 350) Consists of (1) S2MS 1130-A cap (die cast imprinted "CS")		2 1/2	Cap assy.-use with S2MS 1007-A (1) S7MS 1131-B bracket (1) 1/4"-20 x 5/8" bolt-hex.	19	M	S2MS 1130-C
S	C6SA 1130-B	15	Incl. Thunderbird crest-Red center	21	B	C6SZ 1130-B
S	C6SA 1130-A	15	Incl. Thunderbird crest-Grey center	21	A	C6SZ 1130-A
U	C6TA 1130-F	15	For front wheels only-has 3-5/8" hole	21	D	C6TZ 1130-B
U	C6TA 1130-E	15	For rear wheels only-imprinted "Ford"	21	C	C6TZ 1130-A
U	C6AA 1130-G	15	For rear wheels only-incl. crest	20	A	C6AZ 1130-G
X	C3DA 1130-A	9	Black letters -imprinted "Ford"	19	B	C3DZ 1130-A
X	C6DA 1130-A	9 1/2	36 depressions-imprinted "Ford"	19	E	C6DZ 1130-A
X	C5AA 1130-A	10 1/2	36 depressions -imprinted "Ford"	19	E	C5AZ 1130-A
X	C3OA 1130-L,R	13	Incl.spinner-simulated wire-Red center	19	D	C3OZ 1130-L
X	C5DA 1130-A	13	6 open slots-imprinted "Falcon"	19	G	C5DZ 1130-A
X	C5DA 1130-B	13	Incl.spinner-imprinted "Falcon"- Red center	19	H	★*C5DZ 1130-D Not replaced
X	C2OA 1130-A	13 1/8	Coruna design -plain center	19	A	C2OA 1130-A
X	C3OA 1130-K	14	Incl.spinner-simulated wire-Red center	19	C	★C3OZ 1130-K Not replaced
X	C5DA 1130-C	14	Incl.spinner-imprinted "Falcon"-Red center	19	H	★C5DZ 1130-C r/b C5DZ 1130-F
X	C5DA 1130-D	14	6 open slots-imprinted "Falcon"	19	G	C5DZ 1130-F
X	C8OA 1130-M	14	Simulated mag-plain chrome center	20	G	C6OZ 1130-N
X	C6OA 1130-E	14	Simulated mag-plain chrome center- Also serviced in C6OZ 1130-J kit	20	G	C6OZ 1130-K
1967						
A	C5AA 1130-A	10 1/2	36 Depressions -imprinted "Ford"	22	B	C5AZ 1130-A
A	C7AA 1130-A	10 1/2	"Ford" emblem-Black center	23	D	C7AZ 1130-A
A	C6AA 1130-F	15	Wire-incl. spinner-Blue center	23	A	★C6AZ 1130-L Not replaced
A	C7AA 1130-D	15	Ford crest-Red center	23	E	C7AZ 1130-B
A	C7AA 1130-C	15	"LTD" incl. Ford crest	23	F	C7AZ 1130-E
A	C6AA 1130-J, C8AA 1130-H or L	15	Simulated mag-plain chrome center	22	J	C6AZ 1130-K
A	C8AA 1130-M	15	Simulated mag-plain chrome center	22	J	C6AZ 1130-N
A	C6AA 1130-E	16 1/4	Simulated steel wheel-bolt on type-incl. crest-Red center	22	G	C6AZ 1130-C
A	C7AA 1130-E	15	Wire-incl. spinner-Blue center	23	G	C7AZ 1130-H

* Not used on vehicles equipped with fender skirts

HALPERT_AUCTIONS

1130 CAP or COVER - WHEEL HUB - continued

MODEL	IDENTIFICATION	DIAMETER (Inches)	DESCRIPTION	SHOWN ON Page Loc.	PART NUMBER
			1967 - continued		
B	C7OA 1130-C	2 1/2	Push-in type -incl. crest-Red center	24 A	C7OZ 1130-C
B	C7AA 1130-A	10 1/2	Ford emblem-Black center	23 D	C7AZ 1130-A
B	C6OA 1130-E	14	Simulated mag-plain chrome center - Also serviced in C6OZ 1130-J kit	23 B	C6OZ 1130-K
B	C7OA 1130-D	14	Wire-incl. spinner-Blue center	23 G	★C7OZ 1130-F Not replaced
B	C8OA 1130-M	14	Simulated mag-plain chrome center	23 B	C6OZ 1130-N
B	C7OA 1130-B	14	12 Embossments-imprinted Ford	23 J	C7OZ 1130-B
B	C7OA 1130-A, C7OA 1130-E	14	12 Embossments-painted Black w/Blue center-incl. Ford crest	24 B	C7OZ 1130-D
F(except GT 350/500)	C5ZA 1130-J	2 1/2	Imprinted "Ford Mustang"-incl. attaching parts	22 C	C5ZZ 1130-W
F(except GT 350/500)	C7OA 1130-C	2 1/2	Push-in type -incl. crest-Red center	24 A	C7OZ 1130-C
F(except GT 350/500)	C7ZA 1130-E	3 3/4	Push-in type	24 F	C7ZZ 1130-A
F(except GT 350/500)	C7DA 1130-D	9 5/8	Ford emblem-Black center	23 D	C7DZ 1130-A
F(except GT 350/500)	C7AA 1130-A	10 1/2	Ford emblem-Black center	23 D	C7AZ 1130-A
F(except GT 350/500)	C6OA 1130-E	14	Simulated mag-plain chrome center - Also serviced in C6OZ 1130-J kit	23 B	C6OZ 1130-K
F(except GT 350/500)	C7OA 1130-D	14	Wire-incl. spinner-Blue center	23 G	★C7OZ 1130-F Not replaced
F(except GT 350/500)	C8OA 1130-M	14	Simulated mag-plain chrome center	23 B	C6OZ 1130-N
F(except GT 350/500)	C7ZA 1130-H	14	21 openings-imprinted "Mustang"-Red center	24 G	C7ZZ 1130-G
F(except GT 350/500)	C7ZA 1130-G	14	Simulated wire-Red center	24 H	C7ZZ 1130-E
F(except GT 350/500)	C7ZA 1130-B	14 1/8	21 Openings-imprinted "Mustang"-Red center	24 G	C7ZZ 1130-B
F(except GT350/500)	C6AA 1130-E	16 1/4	Simulated steel wheel-bolt on type-incl. crest-Red center	22 G	C6AZ 1130-C
F(except GT350/500)	C7AA 1130-E	15	Wire-incl. spinner-Blue center	23 G	C7AZ 1130-H
F(GT 350/500) Consists of (1) S7MS 1131-B bracket (1) S7MS 1132-A emblem (Shelby Cobra)		2 1/2	Cap assy.-use with S7MS 1007-D (1) S7MS 1133-B cap (1) 1/4"-20 x 5/8" bolt-hex.	22 E	S7MS 1130-B
F(GT 350/500) Consists of (1) S7MS 1131-A bracket (1) S7MS 1132-B emblem (Shelby Cobra)		2 3/4	Cap assy.-use with S7MS 1007-C (1) S7MS 1133-A cap (2) 42127-S screws	22 F	S7MS 1130-C
F(GT 350/500)		16 1/4	Cover-styled	22 D	S7MS 1130-A
S	C7SA 1130-D	16 1/4	24 Openings-imprinted	24 C	C7SZ 1130-A
S	C7SA 1130-B	16 1/4	5 Openings, 5 simulated spokes & 5 bolt holes-incl. Thunderbird emblem in Turquoise center	24 D	C7SZ 1130-B
U	C6TA 1130-E	15	For rear wheels only-imprinted "Ford"	23 C	C6TZ 1130-A
U	C6AA 1130-G	15	For rear wheels only-incl. crest	22 H	C6AZ 1130-G
U	C7TA 1130-H	15	For front wheels only	24 E	C7TZ 1130-H
X	C7DA 1130-D	9 5/8	Ford emblem-Black center	23 D	C7DZ 1130-A
X	C7AA 1130-A	10 1/2	Ford emblem-Black center	23 D	C7AZ 1130-A
X	C3OA 1130-K	14	Simulated wire-incl. spinner	22 A	★C3OZ 1130-K Not replaced
X	C7DA 1130-C	14	12 Depressions-incl. Ford crest	23 H	C7DZ 1130-C
X	C6OA 1130-E	14	Simulated mag-plain chrome center - Also serviced in C6OZ 1130-J kit	23 B	C6OZ 1130-K
X	C7OA 1130-D	14	Wire-incl. spinner-Blue center	23 G	★C7OZ 1130-F Not replaced
X	C8OA 1130-M	14	Simulated mag-plain chrome center	23 B	C6OZ 1130-N

COPYRIGHT © 1975 — FORD MOTOR COMPANY — DEARBORN, MICHIGAN

HALPERT_AUCTIONS

1130 CAP or COVER - WHEEL HUB - continued

MODEL	IDENTIFICATION	DIAMETER (Inches)	DESCRIPTION	SHOWN ON Page	Loc.	PART NUMBER
			1968			
A	C8AA 1130-D	10 1/2	"Ford" crest -Black center	25	L	C6AZ 1130-D
A	C8AA 1130-E, F	15	Simulated wire-"Ford" crest - Burgundy center	25	K	C8AZ 1130-B
A	C6AA 1130-J C8AA 1130-H, L	15	Simulated mag-plain chrome center	25	C	C6AZ 1130-K
A	C8AA 1130-M	15	Simulated mag-plain chrome center	25	C	C6AZ 1130-N
A	C8AA 1130-G	15	"Ford" crest-Black center	25	J	C8AZ 1130-A
A	C6AA 1130-E	16 1/4	Simulated steel wheel-bolt on type-incl. crest-Red center	25	A	C6AZ 1130-C
A	C8AA 1130-K, N	15	Simulated wire-plain center hub	25	M	C8AZ 1130-F
B		2 1/2	Push-in type -incl. crest-Red center	25	E	C7OZ 1130-C
B	C8OA 1130-C, D	7 1/2	Incl. GT emblem	26	C	C8OZ 1130-C
B	C8OA 1130-H, J	7 1/2	Plain center	26	E	C8OZ 1130-G
B	C8AA 1130-D	10 1/2	"Ford" crest	25	L	C8AZ 1130-D
B	C8OA 1130-E	14	16 Openings-incl. Ford crest-Blue center	26	D	C8OZ 1130-E
B	C6OA 1130-E	14	Simulated mag-plain chrome center-Also serviced in C6OZ 1130-J kit	25	D	C6OZ 1130-K
B	C8OA 1130-M	14	Simulated mag-plain chrome center	25	D	C6OZ 1130-N
B	C8OA 1130-A	14	64 Ribs-incl. Ford crest-Blue center	26	A	C8OZ 1130-A
B	C8OA 1130-B	14	64 Ribs-incl. Ford crest-plain center	26	B	C8OZ 1130-B
B	C8OA 1130-N	14	Simulated wire-plain center hub	25	M	C8OZ 1130-J
B	C8OA 1130-L	15 3/8	Simulated wire-Ford crest-Blue center	26	F	C8OZ 1130-L
F(except GT350/500)	C8OA 1130-C, D	7 1/2	Incl. GT emblem	26	C	C8OZ 1130-C
F(except GT350/500)	C8OA 1130-H, J	7 1/2	Plain center	26	E	C8OZ 1130-G
F(except GT 350/500)	C8ZA 1130-D	10 1/2	Incl. Mustang emblem -Black center	26	M	C8ZZ 1130-F
F(except GT350/500)	C6OA 1130-E	14	Simulated mag-plain chrome center-Also serviced in C6OZ 1130-J kit	25	D	C6OZ 1130-K
F(except GT350/500)	C8OA 1130-M	14	Simulated mag-plain chrome center	25	D	C6OZ 1130-N
F(except GT 350/500)	C8ZA 1130-A	14	16 Openings-imprinted Mustang	26	K	C8ZZ 1130-A
F(except GT 350/500)	C7ZA 1130-G	14	Simulated wire-Red center	25	H	C7ZZ 1130-E
F(except GT 350/500)	C8ZA 1130-E	14	16 Openings-incl. Mustang emblem - Red center	26	L	C8ZZ 1130-E
F(except GT350/500)	C6AA 1130-J, C8AA 1130-H, L	15	Simulated "mag" wheel	25	C	C6AZ 1130-K
F(except GT350/500)	C8OA 1130-N	14	Simulated wire-plain center hub	25	M	C8OZ 1130-J
F(except GT350/500)	C6AA 1130-E	16 1/4	Simulated steel wheel-bolt-on type-crest-Red center	25	A	C6AZ 1130-C
F(GT 350/500)		16 1/4	Cover-die cast	25	N	S8MS 1132-A
S	C7SA 1130-B	16 1/4	5 Openings-5 simulated spokes & 5 bolt holes-incl. Thunderbird emblem in Turquoise center	25	F	C7SZ 1130-B
S	C8SA 1130-E, F	15	Simulated wire-incl. Thunderbird crest-Black center	26	G	C8SZ 1130-A
S	C8SA 1130-B	16 1/4	24 openings-imprinted "Thunderbird"-plain center	26	H	C8SZ 1130-B
S	C8SA 1130-C	16 1/4	24 Openings-imprinted "Thunderbird" in recessed spinner	26	J	C8SZ 1130-C
U	C6AA 1130-G	15	For rear wheels only-incl. crest	25	B	C6AZ 1130-G
U	C7TA 1130-H	15	For front wheels only	25	G	C7TZ 1130-H
X	C8AA 1130-D	10 1/2	"Ford" crest-Black center	25	L	C8AZ 1130-D
X	C8DA 1130-B	10 1/2	Stainless steel-incl. Ford crest -plain center	25	L	C8DZ 1130-A
X	C6OA 1130-E	14	Simulated mag-plain chrome center - Also serviced in C6OZ 1130-J kit	25	D	C6OZ 1130-K
X	C8OA 1130-A	14	64 Ribs-incl. Ford crest-Blue center	26	A	C8OZ 1130-A
X	C8OA 1130-B	14	64 Ribs-incl. Ford crest-plain center	26	B	C8OZ 1130-B
X	C8OA 1130-M	14	Simulated mag-plain chrome center	25	D	C6OZ 1130-N
X	C8OA 1130-N	14	Simulated wire-plain center hub	25	M	C8OZ 1130-J

HALPERT_AUCTIONS

1130 CAP or COVER - WHEEL HUB - continued

MODEL	IDENTIFICATION	DIAMETER (Inches)	DESCRIPTION	SHOWN ON Page	Loc.	PART NUMBER
1969						
A	C8AA 1130-D	10 1/2	"Ford" crest -Black center	27	G	C8AZ 1130-D
A	C8AA 1130-G	15	"Ford" crest -Black center	27	E	C8AZ 1130-A
A	C8AA 1130-E, F, C9AA 1130-A	15	Simulated wire-"Ford" crest - Burgundy center	27	F	C8AZ 1130-B
B(66A, B,)-Rio Grande		2 3/4	Use with C9OZ 1007-F wheel embossed-"Ranchero Rio Grande" -Black center	28	E	C9OZ 1130-D
B(except Rio Grande)	C8OA 1130-C, D	7 1/2	Includes GT emblem	27	H	C8OZ 1130-C
B(except Rio Grande)	C8OA 1130-J	7 1/2	Plain center	28	A	C8OZ 1130-G
B(except Rio Grande)	C8AA 1130-D	10 1/2	"Ford" crest -Black center	27	G	C8AZ 1130-D
B(except Rio Grande)	C9OA 1130-A	14	"Ford" crest -Red center	28	C	C9OZ 1130-A
B(except Rio Grande)	C9OA 1130-B	14	"Ford" crest stamped -plain center	28	D	C9OZ 1130-B
F (Boss 429)		2 3/16	Use with C9ZZ 1007-H wheel-Mustang emblem in center	28	L	C9ZZ 1130-F
F (Boss 302)		2 3/4	Use with (styled steel) wheels-Mustang emblem -Black center	28	J	C9ZZ 1130-E
F(GT 350/500)	S9MS 1130-B	2 3/4	Use with (styled steel) wheels-snap on type - Black center	28	K	C9ZZ 1130-D
F(exc. Boss, GT350/500, Grande)	C8OA 1130-C, D	7 1/2	Includes GT emblem	27	H	C8OZ 1130-C
F(exc. Boss, GT350/500, Grande)	C8OA 1130-J	7 1/2	Plain center	28	A	C8OZ 1130-G
F(exc. Boss, GT350/500, Grande)	C8AA 1130-D	10 1/2	"Ford" crest -Black center	27	G	C8AZ 1130-D
F(exc. Boss, GT350/500, Grande)	C9ZA 1130-B	14	Imprinted "Mustang"-plain center-Also serviced in C9ZZ 1130-B kit	28	H	C9ZZ 1130-A
F(Grande)	C7ZA 1130-G	14	Simulated wire-Red center	27	D	C7ZZ 1130-E
F(GT 350/500)		16 1/4	Simulated steel wheel-bolt on type-includes crest-Red center	27	A	C6AZ 1130-C
S	C9SA 1130-A	15	Imprinted "Thunderbird"-plain center	28	F	C9SZ 1130-A
S	C9SA 1130-C05P	16 1/4	Thunderbird emblem-Silver cover	28	G	C9SZ 1130-D05P
S	C9SA 1130-C13D	16 1/4	Thunderbird emblem-Red cover	28	G	C9SZ 1130-D13D
S	C9SA 1130-C15K	16 1/4	Thunderbird emblem-Aqua cover	28	G	C9SZ 1130-D15K
S	C9SA 1130-C23G	16 1/4	Thunderbird emblem-Gold cover	28	G	C9SZ 1130-D23G
S	C9SA 1130-C26B	16 1/4	Thunderbird emblem-Blue cover	28	G	C9SZ 1130-D26B
S	C8SA 1130-E, F, C9SA 1130-D	15	Simulated wire-incl. "Thunderbird" crest Black center	28	B	C8SZ 1130-A
U	C6AA 1130-G	15	For rear wheels only-incl. crest	27	B	C6AZ 1130-G
U	C7TA 1130-H	15	For front wheels only	27	C	C7TZ 1130-H
X	C8AA 1130-D	10 1/2	"Ford" crest -Black center	27	G	C8AZ 1130-D
X	C9OA 1130-A	14	"Ford" crest -Red center	28	C	C9OZ 1130-A
X	C9OA 1130-B	14	"Ford" crest stamped -plain center	28	D	C9OZ 1130-B
1970						
A	D0AA 1130-G D2AA 1130-AA	10 1/4	Plain chrome finish-circular Black stripes-imprinted "Ford Motor Company"	30	C	D0AZ 1130-H
A(15" x 5.00 wheels)	C8AA 1130-D	10 1/2	"Ford" crest -Black center	29	E	C8AZ 1130-D
A	C8AA 1130-M	15	Simulated mag-plain chrome center	29	B	C6AZ 1130-N
A	D0AA 1130-E	15 1/8	31 bars-Ford crest-Black center	30	B	D0AZ 1130-C
A "Before 12/15/69"	D0AA 1130-B,F	16 1/4	5 openings-5 spokes-5 simulated nuts-imprinted "Ford Motor Company"	30	A	D0AZ 1130-B
A "From 12/15/69 to 5/28/70"	D0AA 1130-H	16 1/4	5 openings-5 spokes-5 simulated nuts-imprinted "Ford Motor Company"	30	A	D0AZ 1130-J
A "From 5/28/70"	D0AA 1130-J	16 1/4	5 openings-5 spokes-5 simulated nuts-imprinted "Ford Motor Company"	30	A	D0AZ 1130-K
A	C8AA 1130-K, N	15	Simulated wire-plain center hub	29	F	C8AZ 1130-F

COPYRIGHT © 1975 — FORD MOTOR COMPANY — DEARBORN, MICHIGAN

HALPERT_AUCTIONS

1130 CAP or COVER - WHEEL HUB - continued

MODEL	IDENTIFICATION	DIAMETER (Inches)	DESCRIPTION	SHOWN ON Page	Loc.	PART NUMBER
1970 - continued						
B	None	2 3/4	Use with styled steel wheels-"Ford" crest-chrome background	30	H	D0OZ 1130-F
B	C8OA 1130-H, J	7 1/2	Use with styled steel wheels-plain center	29	G	C8OZ 1130-G
B "Before 12/24/69"	D0ZA 1130-H	10 1/4	Plain chrome finish-circular Black stripes-imprinted "Ford Motor Company"	30	C	D0AZ 1130-E
B "From 12/24/69"	D0AA 1130-G D2AA 1130-AA	10 1/4	Plain chrome finish-circular Black stripes-imprinted "Ford Motor Company"	30	C	D0AZ 1130-H
B	D0OA 1130-K, D0ZA 1130-J	10 1/4	Brushed chrome finish-circular Black stripes-imprinted "Ford Motor Company"-use with 1210 trim ring	30	C	★D0AZ 1130-G r/b D5DZ 1130-B
B	C8OA 1130-M	14	Simulated mag-plain chrome center	29	C	C6OZ 1130-N
B	C9OA 1130-B	14	"Ford" crest stamped -plain center	29	J	C9OZ 1130-B
B	D0OA 1130-D, H	15 1/4	Simulated styled steel-Ford crest-Red background-use with 14" x 7" wheels	30	G	D0OZ 1130-D
B	C8OA 1130-N	14	Simulated wire-plain center hub	29	F	C8OZ 1130-J
B	D0OA 1130-A	15 3/8	18 ribs-Ford crest-Red background - use with 14" wheels	30	F	D0OZ 1130-A
B	D0OA 1130-F, J	16 1/4	Simulated styled steel-Ford crest-Red background-use with 15" x 7" wheels	30	G	D0OZ 1130-G
F(Boss)	None	2 3/4	Use with (styled steel) wheels-Mustang emblem -Black center	29	L	C9ZZ 1130-E
F(GT350/500)	S9MS 1130-B	2 3/4	Use with styled steel wheels-snap-on type-Black center	29	K	C9ZZ 1130-D
F(exc. Boss, GT350/500)	C8OA 1130-H, J	7 1/2	Use with styled steel wheels-plain center	29	G	C8OZ 1130-G
F(exc. Boss, GT350/500)-"Before 12/24/69"	D0ZA 1130-H	10 1/4	Plain chrome finish-circular Black stripes-imprinted "Ford Motor Company"	30	C	D0AZ 1130-E
F(exc. Boss, GT350/500)-"From 12/24/69"	D0AA 1130-G D2AA 1130-AA	10 1/4	Plain chrome finish-circular Black stripes-imprinted "Ford Motor Company"	30	C	D0AZ 1130-H
F(exc. Boss, GT350/500)	D0OA 1130-K, D0ZA 1130-J	10 1/4	Brushed chrome finish-circular Black stripes-imprinted "Ford Motor Company"-use with 1210 trim ring	30	C	★D0AZ 1130-G r/b D5DZ 1130-B
F(exc. Boss, GT350/500)	C8OA 1130-M	14	Simulated mag-plain chrome center	29	C	C6OZ 1130-N
F(exc. Boss, GT350/500)	D0ZA 1130-K	14 1/8	16 depressions-chrome background-imprinted "Mustang"	30	L	D0ZZ 1130-A
F(exc. Boss, GT350/500)	D0ZA 1130-E, L	15 1/4	Simulated styled steel-Mustang emblem-Black background-use with 14" x 7" wheels	30	G	D0ZZ 1130-D
F(exc. Boss, GT350/500)	D0ZA 1130-F, M	15 1/4	Simulated styled steel-Mustang emblem-Black background-use with 14" x 6" wheels	30	G	D0ZZ 1130-E
F(exc. Boss, GT350/500)	C8OA 1130-N	14	Simulated wire-plain center hub	29	F	C8OZ 1130-J
F(exc. Boss, GT350/500)	D0ZA 1130-G, N	16 1/4	Simulated styled steel-Mustang emblem-Black background-use with 15" x 7" wheels	30	G	D0ZZ 1130-F
P	D0DA 1130-A, E	9 5/8	5 Ribs	30	D	D0DZ 1130-C
P	D0OA 1130-K, D0ZA 1130-J	10 1/4	Brushed chrome finish-circular Black-stripes-imprinted "Ford Motor Company"-use with 1210 trim ring	30	C	★D0AZ 1130-G r/b D5DZ 1130-B
P	D0DA 1130-B, F	10 5/8	5 Ribs	30	D	D0DZ 1130-D
P	D0DA 1130-C1	14	8 Ribs -also serviced in D0DZ 1130-B kit	30	E	D0DZ 1130-E
S	D0SA 1130-A	16 1/4	72 ribs-Thunderbird emblem-Black background-imprinted "Thunderbird"	30	J	D0SZ 1130-A
S "Before 5/28/70"	D0AA 1130-H	16 1/4	5 openings-5spokes-5 simulated nuts-imprinted "Ford Motor Company"	30	A	D0AZ 1130-J
S "From 5/28/70"	D0AA 1130-J	16 1/4	5 openings-5 spokes-5 simulated nuts-imprinted "Ford Motor Company"	30	A	D0AZ 1130-K
S "Before 3/16/70"	D0SA 1130-B1, B2	16 1/4	12 openings-Thunderbird emblem-Black background-imprinted "Thunderbird"	30	K	★D0SZ 1130-B r/b D0SZ 1130-F
S "From 3/16/70"	D0SA 1130-D	16 1/4	12 openings-Thunderbird emblem-Black background-imprinted "Thunderbird"	30	K	D0SZ 1130-F

HALPERT_AUCTIONS

1130 CAP or COVER - WHEEL HUB - continued

MODEL	IDENTIFICATION	DIAMETER (Inches)	DESCRIPTION	SHOWN ON Page	Loc.	PART NUMBER
1970 - continued						
S "Before 3/16/70"	D0SA 1130-C15W	16 1/4	12 openings-Thunderbird emblem-White cover	30	K	★D0SZ 1130-D15W r/b D0SZ 1130-E15W
S "From 3/16/70"	D0SA 1130-E01W D0SA 1130-E15W	16 1/4	12 openings-Thunderbird emblem-White cover-▲M	30	K	D0SZ 1130-E15W
S "Before 3/16/70"	D0SA 1130-C13D	16 1/4	12 openings-Thunderbird emblem-non-metallic Red cover	30	K	★D0SZ 1130-D13D r/b D0SZ 1130-E13D
S "From 3/16/70"	D0SA 1130-E10D D0SA 1130-E13D	16 1/4	12 openings-Thunderbird emblem-non-metallic Red cover-▲T	30	K	D0SZ 1130-E13D
S "Before 3/16/70"	D0SA 1130-C18C	16 1/4	12 openings-Thunderbird emblem-Copper cover	30	K	★D0SZ 1130-D18C r/b D0SZ 1130-E18C
S "From 3/16/70"	D0SA 1130-E18C	16 1/4	12 openings-Thunderbird emblem-Copper cover	30	K	D0SZ 1130-E18C
S "Before 3/16/70"	D0SA 1130-C19V	16 1/4	12 openings-Thunderbird emblem-Yellow cover	30	K	D0SZ 1130-D19V
S "From 3/16/70"	D0SA 1130-E19V	16 1/4	12 openings-Thunderbird emblem-Yellow cover	30	K	D0SZ 1130-E19V
S "Before 3/16/70"	D0SA 1130-C20F	16 1/4	12 openings-Thunderbird emblem-Ginger cover	30	K	★D0SZ 1130-D20F r/b D0SZ 1130-E20F
S "From 3/16/70"	D0SA 1130-E20F	16 1/4	12 openings-Thunderbird emblem-Ginger cover	30	K	D0SZ 1130-E20F
S "Before 3/16/70"	D0SA 1130-C24P	16 1/4	12 openings-Thunderbird emblem-Grey cover	30	K	D0SZ 1130-D24P
S "From 3/16/70"	D0SA 1130-E24P	16 1/4	12 openings-Thunderbird emblem-Grey cover	30	K	D0SZ 1130-E24P
S "Before 3/16/70"	D0SA 1130-C38Y	16 1/4	12 openings-Thunderbird emblem-Nugget cover	30	K	D0SZ 1130-D38Y
S "From 3/16/70"	D0SA 1130-E38Y	16 1/4	12 openings-Thunderbird emblem-Nugget cover	30	K	D0SZ 1130-E38Y
S "Before 3/16/70"	D0SA 1130-C40D	16 1/4	12 openings-Thunderbird emblem-coarse metallic-Red cover	30	K	D0SZ 1130-D40D
S "From 3/16/70"	D0SA 1130-E24D D0SA 1130-E40D	16 1/4	12 openings-Thunderbird emblem-coarse metallic-Red cover	30	K	D0SZ 1130-E40D
S "Before 3/16/70"	D0SA 1130-C58B	16 1/4	12 openings-Thunderbird emblem-metallic Blue cover	30	K	D0SZ 1130-D58B
S "From 3/16/70"	D0SA 1130-E58B	16 1/4	12 openings-Thunderbird emblem-metallic Blue cover	30	K	D0SZ 1130-E58B
S "Before 3/16/70"	D0SA 1130-C64B	16 1/4	12 openings-Thunderbird emblem-non-metallic Blue cover	30	K	★D0SZ 1130-D64B r/b D0SZ 1130-E64B
S "From 3/16/70"	D0SA 1130-E64B	16 1/4	12 openings-Thunderbird emblem-non-metallic Blue cover	30	K	D0SZ 1130-E64B
S "Before 3/16/70"	D0SA 1130-C64G	16 1/4	12 openings-Thunderbird emblem-metallic Ivy Green cover	30	K	★D0SZ 1130-D64G r/b D0SZ 1130-E64G
S "From 3/16/70"	D0SA 1130-E42G D0SA 1130-E64G	16 1/4	12 openings-Thunderbird emblem-metallic Ivy Green cover	30	K	D0SZ 1130-E64G
S "Before 3/16/70"	D0SA 1130-C65G	16 1/4	12 openings-Thunderbird emblem-coarse metallic Ivy Green cover	30	K	D0SZ 1130-D65G
S "From 3/16/70"	D0SA 1130-E65G	16 1/4	12 openings-Thunderbird emblem-coarse metallic Ivy Green cover	30	K	D0SZ 1130-E65G
S "Before 3/16/70"	D0SA 1130-C75G	16 1/4	12 openings-Thunderbird emblem-dark Green cover	30	K	★D0SZ 1130-D75G r/b D0SZ 1130-E75G
S "From 3/16/70"	D0SA 1130-E75G	16 1/4	12 openings-Thunderbird emblem-dark Green cover	30	K	D0SZ 1130-E75G

▲ - Warranty Plate Color Code

COPYRIGHT © 1975 — FORD MOTOR COMPANY — DEARBORN, MICHIGAN

1130 CAP or COVER - WHEEL HUB - continued

MODEL	IDENTIFICATION	DIAMETER (Inches)	DESCRIPTION	SHOWN ON Page Loc.	PART NUMBER
1970 - continued					
U	C6AA 1130-G	15	For rear wheels only-incl. crest	29 A	C6AZ 1130-G
U	C7TA 1130-H	15	For front wheels only	29 D	C7TZ 1130-H
X	C8AA 1130-D	10 1/2	"Ford" crest -Black center	29 E	C8AZ 1130-D
X	C9OA 1130-A	14	"Ford" crest - Red center	29 H	C9OZ 1130-A
X	C9OA 1130-B	14	"Ford" crest stamped -plain center	29 J	C9OZ 1130-B
1971					
A	D0AA 1130-G D2AA 1130-AA	10 1/4	Plain chrome finish-circular Black stripes-imprinted "Ford Motor Company"	31 J	D0AZ 1130-H
A	C8AA 1130-E,F	15	Simulated wire-"Ford" crest - Burgundy center	31 C	C8AZ 1130-B
A	D1AA 1130-AB	15 1/8	Circular brushed finish-46 depressions-imprinted "Ford Motor Company"- Black center	32 G	★D1AZ 1130-A r/b D2AZ 1130-J
A	D0AA 1130-H	16 1/4	5 openings-5 spokes-5 simulated nuts-imprinted "Ford Motor Company"	31 K	D0AZ 1130-J
B "Before 4/2/71"	None	2 3/4	Use with (styled steel) wheels-"Ford" crest-chrome background	32 C	D0OZ 1130-F
B "From 4/2/71"	None	2 3/4	Use with (styled steel) wheels-Ford Crest-chrome background	32 C	D1OZ 1130-A
B	C8OA 1130-H,J	7 1/2	Use with (styled steel) wheels-plain center	31 D	C8OZ 1130-G
B(65C)	D1DA 1130-A27DA	10 1/4	Circular brushed center-Red stripe - imprinted "Ford" - use w/14" wheels and E78,F78,G78 tires	32 H	D1DZ 1130-A
B(65C)	D1DA 1130-A49GA	10 1/4	Circular brushed center-Lime Green stripe-imprinted "Ford" - use w/14" wheels and E78,F78,G78 tires	32 H	D1DZ 1130-B
B(65C)	D1DA 1130-A04VA	10 1/4	Circular brushed center-Yellow stripe-imprinted "Ford" - use w/14" wheels and E78,F78,G78 tires	32 H	D1DZ 1130-C
B(exc.66A,B,C with 7" rim)	D0AA 1130-G D2AA 1130-AA	10 1/4	Plain chrome finish-circular Black stripes-imprinted "Ford Motor Company"	31 J	D0AZ 1130-H
B(66A,B,C with 7" rim)	D0OA 1130-K, D0ZA 1130-J	10 1/4	Brushed chrome finish-circular Black stripes-imprinted "Ford Motor Company"-use with 1210 trim ring	31 J	★D0AZ 1130-G r/b D5DZ 1130-B
B	C8OA 1130-M	14	Simulated mag-plain chrome center	31 B	C6OZ 1130-N
B	C9OA 1130-B	14	"Ford" crest stamped -plain center	31 G	C9OZ 1130-B
B	D0OA 1130-D,H	15 1/4	Simulated styled steel-"Ford" crest-Red background-use with 14" x 7" wheels	32 D	D0OZ 1130-D
B	D0OA 1130-A	15 3/8	18 ribs-"Ford" crest-Red background-use with 14" wheels	32 B	D0OZ 1130-A
B	D0OA 1130-F,J	16 1/4	Simulated styled steel-"Ford" crest-Red background-use with 15" x 7" wheels	32 D	D0OZ 1130-G
F "Before 4/2/71"	None	2 3/4	Use with 15" x 7" (styled steel) wheels-Mustang emblem -Black center	31 H	C9ZZ 1130-E
F "From 4/2/71"	None	2 3/4	Use with 15" x 7" (styled steel) wheels-Mustang emblem-Black center	31 H	D1ZZ 1130-G
F	D0AA 1130-G D2AA 1130-AA	10 1/4	Plain chrome finish-circular Black stripes-imprinted "Ford Motor Company"	31 J	D0AZ 1130-H
F	D0OA 1130-K, D0ZA 1130-J	10 1/4	Brushed chrome finish-circular Black stripes imprinted "Ford Motor Company"-use with 1210 trim ring	31 J	★D0AZ 1130-G r/b D5DZ 1130-B
F	C8OA 1130-M	14	Simulated mag-plain chrome center	31 B	C6OZ 1130-N

HALPERT_AUCTIONS

1130 CAP or COVER - WHEEL HUB - continued

1971 - continued

MODEL	IDENTIFICATION	DIAMETER (Inches)	DESCRIPTION	SHOWN ON Page	Loc.	PART NUMBER
F	D1ZA 1130-BA	14 1/8"	Circular brushed finish-15 depressions-imprinted "Mustang"-chrome center	32	L	D1ZZ 1130-B
F	D1ZA 1130-DB	15 1/4	Simulated styled steel-Mustang emblem - Black background-use with 14" x 6" wheels	32	D	D1ZZ 1130-D
F	D1ZA 1130-CB	15 1/4	Simulated styled steel-Mustang emblem-Black background-use with 14" x 7" wheels	32	D	D1ZZ 1130-C
F	D1ZA 1130-EB	16 1/4	Simulated styled steel-Mustang emblem-Black background-use with 15" x 7" wheels	32	D	D1ZZ 1130-E
L	D12A 1130-AA	9 1/4	72 bars around outer edge-standard hub cap-plain center	32	J	D1FZ 1130-A
L	D12A 1130-BA	13 1/8	Circular brushed finish-8 openings - plain center	32	K	D1FZ 1130-B
P (8 cyl.)	C8OA 1130-J	7 1/2	Use with styled steel wheels-plain center	31	D	C8OZ 1130-G
P	D0DA 1130-A, E	9 5/8	5 ribs	31	L	D0DZ 1130-C
P	D0DA 1130-B, F	10 5/8	5 ribs	31	L	D0DZ 1130-D
P	C8OA 1130-M	14	Simulated mag-plain chrome center	31	B	C6OZ 1130-N
P	D0DA 1130-C1	14	8 ribs -also serviced in D0DZ 1130-B kit	32	A	D0DZ 1130-E
P (8 cyl.)	C8OA 1130-N	14	Simulated wire-plain center hub	31	E	C8OZ 1130-J
S	D0SA 1130-A	16 1/4	72 ribs-Thunderbird emblem-Black background-imprinted "Thunderbird"	32	E	D0SZ 1130-A
S	D0SA 1130-D	16 1/4	12 openings-Thunderbird emblem-Black background-imprinted "Thunderbird"	32	F	D0SZ 1130-F
S	D0SA 1130-E30D	16 1/4	12 openings-Thunderbird emblem-glamour Red cover-▲C	32	F	D1SZ 1130-M
S	D0SA 1130-E37B	16 1/4	12 openings-Thunderbird emblem-coarse metallic Blue cover-▲D	32	F	D1SZ 1130-J
S	D0SA 1130-E50G	16 1/4	12 openings-Thunderbird emblem-glamour Green cover-▲E	32	F	D1SZ 1130-N
S	D0SA 1130-E46G	16 1/4	12 openings-Thunderbird emblem-Ivy Green cover-▲G	32	F	D1SZ 1130-K
S	D0SA 1130-E01W D0SA 1130-E15W	16 1/4	12 openings-Thunderbird emblem-White cover-▲M	32	F	D0SZ 1130-E15W
S	D0SA 1130-E14B	16 1/4	12 openings-Thunderbird emblem-Blue cover-▲N	32	F	D1SZ 1130-D
S	D0SA 1130-E13V	16 1/4	12 openings-Thunderbird emblem-medium Yellow cover-▲O	32	F	D1SZ 1130-C
S	D0SA 1130-E14R	16 1/4	12 openings-Thunderbird emblem-metallic Green cover-▲P	32	F	D1SZ 1130-E
S	D0SA 1130-E28B	16 1/4	12 openings-Thunderbird emblem-metallic Blue cover-▲Q	32	F	D1SZ 1130-H
S	D0SA 1130-E25Y	16 1/4	12 openings-Thunderbird emblem-metallic Gray Gold cover-▲S	32	F	D1SZ 1130-G
S	D0SA 1130-E10D D0SA 1130-E13D	16 1/4	12 openings-Thunderbird emblem-non-metallic Red cover-▲T	32	F	D0SZ 1130-E13D
S	D0SA 1130-E04V	16 1/4	12 openings-Thunderbird emblem-light Yellow cover-▲W	32	F	D1SZ 1130-A
S	D0SA 1130-E14T	16 1/4	12 openings-Thunderbird emblem-Tan cover-▲2	32	F	D1SZ 1130-F
S	D0SA 1130-E09F	16 1/4	12 openings-Thunderbird emblem-coarse metallic Ginger cover-▲3	32	F	D1SZ 1130-B
S	D0SA 1130-E08F	16 1/4	12 openings-Thunderbird emblem-metallic Ginger cover-▲5	32	F	D1SZ 1130-L
U	C6AA 1130-G	15	For rear wheels only-incl. crest	31	A	C6AZ 1130-G
U	C7TA 1130-H	15	For front wheels only	31	F	C7TZ 1130-H

▲ - Warranty Plate Color Code

COPYRIGHT © 1975 — FORD MOTOR COMPANY — DEARBORN, MICHIGAN

FINAL ISSUE

HALPERT_AUCTIONS

1130 CAP or COVER - WHEEL HUB - continued

MODEL	IDENTIFICATION	DIAMETER (Inches)	DESCRIPTION	SHOWN ON Page Loc.	PART NUMBER
			1972		
A	D0AA 1130-G D2AA 1130-AA	10 1/4	Plain chrome finish-circular Black stripes-imprinted " Ford Motor Company"	33 G	D0AZ 1130-H
A	C8AA 1130-E,F	15	Simulated wire-"Ford" crest - Burgundy center	33 C	C8AZ 1130-B
A	D1AA 1130-AB	15 1/8	Circular brushed finish-46 depressions-imprinted "Ford Motor Company" - Black center	33 K	★D1AZ 1130-A r/b D2AZ 1130-J
A	D2AA 1130-DA	15 1/8	Circular brushed finish-46 depressions-Ford crest-imprinted "Ford"	34 C	D2AZ 1130-J
B	None	2 3/4	Use with (styled steel) wheels-Ford crest-Chrome background	34 H	D1OZ 1130-A
B	D2OA 1130-AA, D2OA 1130-AB	10 1/4	Bright chrome finish-with crest	34 E	D2OZ 1130-D
B	D2OA 1130-BA, D2OA 1130-BB	10 1/4	Black finish-with crest	34 E	D2OZ 1130-E
B	D2OA 1130-CA, D2OA 1130-CB, D2OA 1130-DA, D2OA 1130-DB	14 1/8	Bright chrome finish-80 depressions-with crest-Black center-use w/14" wheels	34 D	D2OZ 1130-F
B	D1AA 1130-AB	15 1/8	Circular brushed finish-46 depressions-imprinted "Ford Motor Company" - Black center	33 K	D1AZ 1130-A
B(97)	D2AA 1130-DA	15 1/8	Circular brushed finish-46 depressions-Ford crest-imprinted "Ford"-use with 15" wheels	34 C	D2AZ 1130-J
B	D0OA 1130-A	15 3/8	18 Ribs-"Ford" crest-Red background-use with 14" wheels	33 H	D0OZ 1130-A
F	None	2 3/4	Use with 15" x 7" (styled steel) wheels-Mustang emblem -Black center	33 E	D1ZZ 1130-G
F (63,65D,76)	D0AA 1130-G, D2AA 1130-AA	10 1/4	Plain chrome finish-circular Black stripes-imprinted "Ford Motor Company"-use without 1210 trim ring	33 G	D0AZ 1130-H
F	D0OA 1130-K D0ZA 1130-J	10 1/4	Brushed Chrome finish-circular Black stripes imprinted "Ford Motor Company-use with 1210 trim ring	33 G	★D0AZ 1130-G r/b D5DZ 1130-B
F(63D,65D)-Sprint pkg.	D2ZA 1130-BA	10 1/4	Circular brushed finish-imprinted "Ford Motor Company"-circular Blue stripe-▲3F	33 G	D2ZZ 1130-B
F(exc.65F)	D1ZA 1130-BA	14 1/8	Circular brushed finish-15 depressions-imprinted "Mustang"-chrome center	34 A	D1ZZ 1130-B
F(65F)	D2ZA 1130-AA	14 1/8	Circular brushed finish-80 depressions-" Mustang" emblem -Black center	34 G	D2ZZ 1130-A
F	D1ZA 1130-DB	15 1/4	Simulated styled steel-Mustang emblem Black background-use with 14" x 6" wheels	34 B	D1ZZ 1130-D
F	D1ZA 1130-EB	16 1/4	Simulated styled steel-Mustang emblem-Black background-use with 15" x 7" wheels	34 B	D1ZZ 1130-E
L "Before 12/1/71" L "From 12/1/71"	D12A 1130-AA	9 1/4	72 Bars around outer edge-standard hub cap Use without 1210 trim ring	33 L	D1FZ 1130-A
L "From 12/1/71"	D22A 1130-AA	9 1/4	72 Bars around outer edge-use with 1210 trim ring	33 L	D2FZ 1130-A
L(64B)-Sprint pkg.	D22A 1130-BA	9 1/4	72 Bars around outer edge-circular Blue stripe-▲3F	33 L	D2FZ 1130-B
L	D12A 1130-BA	13 1/8	Circular brushed finish-8 openings	33 M	D1FZ 1130-B

▲ - Warranty Plate Color Code

HALPERT_AUCTIONS

1130 CAP or COVER - WHEEL HUB - continued

MODEL	IDENTIFICATION	DIAMETER (Inches)	DESCRIPTION	SHOWN ON Page	Loc.	PART NUMBER
1972 - continued						
P	D0OA 1130-K, D0ZA 1130-J	10 1/4	Brushed Chrome finish-circular Black stripes imprinted "Ford Motor Company"-use with 1210 trim ring	33	G	★D0AZ 1130-G r/b D5DZ 1130-B
P(62A)-Sprint pkg.	D2ZA 1130-BA	10 1/4	Circular brushed finish-imprinted "Ford Motor Company"-circular Blue stripe	33	G	D2ZZ 1130-B
P	D0DA 1130-B, F	10 5/8	5 Ribs	33	D	D0DZ 1130-D
P	D0DA 1130-C1	14 1/8	8 Ribs	33	F	D0DZ 1130-E
P	D2DA 1130-A41BA, D2DA 1130-AH1BA	14 1/8	80 Depressions-w/crest-circular Light Blue Metallic stripe-▲3B	34	D	D2DZ 1130-H
P	D2DA 1130-AE3BA	14 1/8	80 Depressions-w/crest-circular Bright Blue Metallic stripe-▲3J	34	D	D2DZ 1130-B
P	D2DA 1130-AF3GA	14 1/8	80 Depressions-w/crest-circular Ivy Bronze Metallic stripe-▲4C	34	D	D2DZ 1130-D
P	D2DA 1130-AE5GA	14 1/8	80 Depressions-w/crest-circular Medium Lime Metallic stripe-▲4F	34	D	D2DZ 1130-C
P	D2DA 1130-A14RA, D2DA 1130-A99RA	14 1/8	80 Depressions-w/crest-circular Medium Green Metallic stripe-▲4P	34	D	D2DZ 1130-J
P	D2DA 1130-A13RA, D2DA 1130-A98RA	14 1/8	80 Depressions-w/crest-circular Dark Green Metallic stripe-▲4Q	34	D	D2DZ 1130-K
P	D2DA 1130-A80FA	14 1/8	80 Depressions-w/crest-circular Ginger Metallic stripe-▲5H	34	D	D2DZ 1130-G
P	D2DA 1130-A37TA	14 1/8	80 Depressions-w/crest-circular Tan stripe-▲5L	34	D	D2DZ 1130-L
P	D2DA 1130-A15VA	14 1/8	80 Depressions-w/crest-circular Medium Golden Rod stripe-▲6C	34	D	D2DZ 1130-E
P	D2DA 1130-A24VA	14 1/8	80 Depressions-w/crest-circular Medium Bright Yellow stripe-▲6E	34	D	D2DZ 1130-M
P	D2DA 1130-A25VA	14 1/8	80 Depressions-w/crest-circular Bright Yellow Gold Metallic stripe-▲6F	34	D	D2DZ 1130-F
P	D2DA 1130-A14WA	14 1/8	80 Depressions-w/crest-circular Pastel White stripe-▲9C	34	D	D2DZ 1130-A
S	D0SA 1130-A	16 1/4	72 Ribs-Thunderbird emblem-Black background-imprinted "Thunderbird"	33	J	D0SZ 1130-A
S	D2SA 1130-AB	16 1/4	Circular brushed finish-58 serrations-Thunderbird emblem	34	F	D2SZ 1130-F
S	D2SA 1130-C30DB	16 1/4	58 Serrations-Thunderbird emblem-Medium Red cover-▲2G	34	F	D2SZ 1130-G
S	D2SA 1130-C37BB	16 1/4	58 Serrations-Thunderbird emblem-Blue cover-▲3C	34	F	D2SZ 1130-D
S	D2SA 1130-B50GA, D2SA 1130-C50GB	16 1/4	58 Serrations-Thunderbird emblem-Medium Ivy Bronze Metallic cover-▲4D	34	F	D2SZ 1130-E
S	D2SA 1130-C59GB	16 1/4	58 Serrations-Thunderbird emblem-Medium Ivy cover-▲4G	34	F	D2SZ 1130-J
S	D2SA 1130-C18GB	16 1/4	58 Serrations-Thunderbird emblem-Bright Lime Gold Metallic cover-▲4U	34	F	D3SZ 1130-E
S	D2SA 1130-C09FB	16 1/4	58 Serrations-Thunderbird emblem-Ginger cover-▲5C	34	F	D2SZ 1130-A
S	D2SA 1130-C16FB	16 1/4	58 Serrations-Thunderbird emblem-Medium Ginger cover-▲5D	34	F	D2SZ 1130-H
S	D2SA 1130-C13CB	16 1/4	58 Serrations-Thunderbird emblem-Copper cover-▲5G	34	F	D2SZ 1130-B
S	D2SA 1130-C15VB	16 1/4	58 Serrations-Thunderbird emblem-Yellow cover-▲6G	34	F	D2SZ 1130-C
U	C7TA 1130-H	15	For front wheels only	33	B	C7TZ 1130-H
U	C6AA 1130-G	15	For rear wheels only-includes crest	33	A	C6AZ 1130-G

▲ - Warranty Plate Color Code

COPYRIGHT © 1975 — FORD MOTOR COMPANY — DEARBORN, MICHIGAN

HALPERT_AUCTIONS

YEAR	MODEL	DESCRIPTION	QTY.	PART NUMBER
	1130 COVER KIT - WHEEL HUB			
70	A	15 1/8" dia.-31 bars-Ford crest-consists of 4-D0AZ 1130-C cover, 4-B7AZ 1705-A ext. - r/b 4-D0AZ 1130-C, 4-B7AZ 1705-A (3-74)	1	★D0AZ 1130-D
66/68	B,F,X	14" dia.-simulated magnesium-stamped 552029 or 552030-consists of 4-C6OZ 1130-K cover, 4-C6AA 1705-C ext.	1	C6OZ 1130-J
69	F	14" dia.-imprinted "Mustang"-consists of 4-C9ZZ 1130-A cover, 4-C6AA 1705-B ext.	1	C9ZZ 1130-B
70/71	P	14" dia.-imprinted "Ford Motor Company"- consists of 4-D0DZ 1130-E cover, 4-B7A 1705-A ext.	1	D0DZ 1130-B
	1131 CAP - FRONT HUB GREASE			
65/69	A, B(drum brakes)	1 25/32" O.D.	2	B5A 1131-A
65	X (10" x 2 1/4" brakes)		2	
66/70	X(drum brakes)		2	
65/66	F (8 cyl.)		2	
67/69	F(drum brakes)		2	
68/69	A, B, F(exc.Boss), S, X-disc brakes		2	
70/	A, B, F, L, P, S		2	
69	F(Boss 429)-disc brakes		2	C9ZZ 1131-A
65/67	S	1 31/32" O.D.	2	LF 1131-A
66/67	A (disc brakes)		2	
69	F(Boss 302)-disc brakes		2	
66/	U	3 1/8" O.D.	2	B9TZ 1131-A
65	X	1 37/64" O.D.	2	C3DZ 1131-A
65/66	F (6 cyl.)		2	
	1132 CAP or COVER - WHEEL HUB - Refer to Group 1130			
	1137 APPLIQUE - WHEEL COVER			
68/69	A	Also serviced in C8AZ 1130-B wheel cover	1	C7AZ 1137-A
71/	A		1	
	1140 SPRING - BRAKE DRUM SILENCER			
65/69	Taxi	32" long-use with bonded brake lining	4	B7A 1140-A
70/	A(Taxi)-drum brakes front		2	
	1175 SEAL - WHEEL BEARING - Refer to Group 1190			
	1177 SEAL - REAR WHEEL BEARING OIL - INNER			
	- A -			
65/67	A	1 3/8" I.D. -2 3/8" O.D.	2	B7A 1177-B
	A	1 1/2" I.D. -2 1/2" O.D. -r/b C9AZ 1177-A(7/74)	2	★B7A 1177-A
	A (Special duty performance)	1 1/2" I.D. -2 1/2" O.D.	2	C1AA 1177-A
	A (1967)-WER axle	1 25/64" I.D. -2 19/64" O.D. -to seal 1 13/32" shaft-r/b D1AZ 1177-A and D1AZ 1177-B(7/74)	2	★C7AZ 1177-A
68	A	1 1/2" I.D. - 2 1/2" O.D. -r/b C9AZ 1177-A(7/74)	2	★B7A 1177-A
	A (WER axle)	1 25/64" I.D. -2 19/64" O.D. -to seal 1 13/32" shaft-r/b D1AZ 1177-A and D1AZ 1177-B(7/74)	2	★C7AZ 1177-A
69/	A (exc. WER axle)	1 1/2" I.D. -2 1/2" O.D. -#red paint	2	C9AZ 1177-A
	A (WER axle) "Before 7/1/71"	1 25/64" I.D. -2 19/64" O.D. -to seal 1 13/32" shaft -r/b D1AZ 1177-A and D1AZ 1177-B(7/74)	2	★C7AZ 1177-A
	A (WER axle) "From 7/1/71"	R.H. -1 3/8" I.D. -2 19/64" O.D. -to seal 1 13/32" shaft-#green paint - r/b D5AZ 1177-A(9/24)	1	★D1AZ 1177-A
	A (WER axle) "From 7/1/71"	L.H. -1 3/8" I.D. -2 19/64" O.D. -to seal 1 13/32" shaft-#yellow paint - r/b D5AZ 1177-A(9/24)	1	★D1AZ 1177-B
	- B -			
65/67	B	1 3/8" I.D. -2 3/8" O.D.	2	B7A 1177-B
	B (exc. WEZ axle or 8 cyl. 427)	1 23/64" I.D. -2 17/64" O.D. -to seal 1 3/8" shaft-use with carrier plate flange on inside of axle housing tube	2	C4OZ 1177-A
	B (8 cyl. 427)-1967	1 1/2" I.D.-2 17/64" O.D.-13/32" thick- to seal 1 1/2" shaft -#red paint	2	C7OZ 1177-A
	B (WEZ axle)-1967	1 3/8" I.D.-2 17/64" O.D.-7/16" thick to seal 1 3/8" shaft -#red paint	2	C7OZ 1177-B

Identification marking

HALPERT_AUCTIONS

YEAR	MODEL	DESCRIPTION	QTY.	PART NUMBER
	1177 SEAL - REAR WHEEL BEARING OIL - INNER - continued			
	- B -			
68	B (exc. WEZ axle or 8 cyl. 427)	1 23/64" I.D. -2 17/64" O.D. -to seal 1 3/8" shaft-use w/carrier plate flange on inside of axle housing tube	2	C4OZ 1177-A
	B (8 cyl. 427)	1 1/2" I.D.-2 17/64" O.D.-13/32" thick-to seal 1 1/2" shaft -#red paint	2	C7OZ 1177-A
	B (WEZ axle)	1 3/8" I.D.-2 17/64" O.D.-7/16" thick-to seal 1 3/8" shaft-#red paint	2	C7OZ 1177-B
69/71	B (31 spline axle shaft)	1 1/2" I.D.-2 17/64" O.D.-13/32" thick-to seal 1 1/2" shaft -#red paint	2	C7OZ 1177-A
	B (28 spline axle shaft)	1 3/8" I.D.-2 17/64" O.D.-7/16" thick-to seal 1 3/8" shaft -#red paint	2	C7OZ 1177-B
72	B(28 spline axle shaft) " Before 4/1/72"	1 3/8" I.D.-2 17/64" O.D.-7/16" thick-to seal 1 3/8" shaft -#red paint	2	C7OZ 1177-B
	B (28 spline axle shaft) " From 4/1/72"	1 1/2" I. D. -2 17/64" O. D. -13/32" thick-to seal 1 1/2" shaft-#red paint	2	C7OZ 1177-A
	- F -			
65/66	F (6 cyl.)	1 21/64" I. D. -2 1/16" O. D. -to seal 1 11/32" shaft	2	C1DZ 1177-A
	F (8 cyl.)	1 3/8" I. D. -2 3/32" O. D.	2	C1UW 1177-A
67/68	F	1 3/8" I. D. -2 5/16" O. D. -to seal 1 5/16" shaft	2	C6DZ 1177-A
	F	1 23/64" I.D. -2 17/64" O.D. -to seal 1 3/8" shaft-use w/carrier plate flange on inside of axle hsg. tube	2	C4OZ 1177-A
69/71	F (31 spline axle shaft)	1 1/2" I.D.-2 17/64" O.D.-13/32" thick-to seal 1 1/2" shaft -#red paint	2	C7OZ 1177-A
	F (exc. 7 1/4" ring gear)	1 3/8" I.D.-2 17/64" O.D.-7/16" thick-to seal 1 3/8" shaft-use with 28 spline axle-#red paint	2	C7OZ 1177-B
	F (7 1/4" ring gear)	1 21/64" I.D.-2 5/16" O.D. -to seal 1 5/16" shaft-#red paint	2	C9DZ 1177-A
72	F(28 spline axle shaft)	1 3/8" I.D.-2 17/64" O.D.-7/16" thick-to seal 1 3/8" shaft -#red paint	2	C7OZ 1177-B
	F(31 spline axle shaft)	1 1/2" I.D.-2 17/64" O.D.-13/32" thick-to seal 1 1/2" shaft -#red paint	2	C7OZ 1177-A
	- L -			
71/	L	R.H.-1 9/32" I.D.-1 7/8" O.D.-to seal 1 11/16" shaft -#green paint	1	D1FZ 1177-A
		L.H. -#yellow paint	1	D1FZ 1177-B
	- P -			
70	P(6 cyl.)	1 21/64" I. D. -2 5/16" O. D. -to seal 1 5/16" shaft	2	C9DZ 1177-A
71/	P(9" brakes)-4 bolt axle shaft	1 21/64" I.D. -2 5/16" O.D. -to seal 1 5/16"shaft	2	C9DZ 1177-A
	P(10 brakes)-5 bolt axle shaft	1 3/8" I.D.-2 17/64" O.D.-7/16" thick-to seal 1 3/8" shaft - #red paint	2	C7OZ 1177-B
	- S -			
65/68	S	1 1/2" I.D.-2 1/2" O.D. -r/b C9AZ 1177-A(7/74)	2	★B7A 1177-A
69/72	S " Before 4/1/72"	1 1/2" I. D. -2 1/2" O. D. -#red paint	2	C9AZ 1177-A
72	S " From 4/1/72"	1 1/2" I. D. -2 17/64" O. D. -13/32" thick-to seal 1 1/2" shaft-#red paint	2	C7OZ 1177-A
	- U -			
66/68	U (2780 lb. axle)	1 3/8" I. D. -2 3/8" O. D.	2	B7A 1177-B
	U (3300 lb. axle)	1 1/2" I.D.-2 1/2" O.D.-r/b C9AZ 1177-A(7/74)	2	★B7A 1177-A
69/	U	1 3/8" I. D. -2 3/8" O. D.	2	C9UZ 1177-A
	U	1 1/2" I. D. -2 1/2" O. D. -#red paint	2	C9AZ 1177-A

Identification marking

COPYRIGHT © 1975 — FORD MOTOR COMPANY — DEARBORN, MICHIGAN

YEAR	MODEL	DESCRIPTION	QTY.	PART NUMBER
	1177 SEAL - REAR WHEEL BEARING OIL - INNER - continued			
	- X -			
65	X(54,62,63)-6 cyl.	1 11/64" I.D.-2 1/32" O.D.-to seal 1 11/64" shaft	2	C0DW 1177-A
	X(Taxi,59,66,71,76,78)-6 cyl.	1 21/64" I.D.-2 1/16" O.D.-to seal 1 11/32" shaft	2	C1DZ 1177-A
	X(8 cyl.)-exc. WCZ,WDJ axle	1 23/64" I.D.-2 17/64" O.D.-to seal 3/8" shaft-use with carrier plate flange on inside of axle housing tube	2	C4OZ 1177-A
	X(8 cyl.)-WCZ,WDJ axle	1 3/8" I.D.-2 3/32" O.D.	2	C1UW 1177-A
		1 3/8" I.D.-2 5/16" O.D.-to seal 1 5/16" shaft	2	C6DZ 1177-A
66	X(54,62)-6 cyl.	1 21/64" I.D.-2 1/16" O.D.-to seal 1 11/32" shaft	2	C1DZ 1177-A
	X(Taxi,66,71)-6 cyl.	1 23/64" I.D.-2 17/64" O.D.-to seal 1 3/8" shaft-use with carrier plate flange on inside of axle housing tube	2	C4OZ 1177-A
	X(8 cyl.)-exc. WCZ,WDJ axle	1 3/8" I.D.-2 3/32" O.D.	2	C1UW 1177-A
	X(8 cyl.)-WCZ,WDJ axle	1 3/8" I.D.-2 5/16" O.D.-to seal 1 5/16" shaft	2	C6DZ 1177-A
67	X(54,62)-6 cyl.	1 21/64" I.D.-2 1/16" O.D.-to seal 1 11/32" shaft	2	C1DZ 1177-A
	X(Taxi,71)-6 cyl.	1 23/64" I.D.-2 17/64" O.D.-to seal 1 3/8" shaft-use with carrier plate flange on inside of axle housing tube	2	C4OZ 1177-A
	X(8 cyl.)	1 3/8" I.D.-2 5/16" O.D.-to seal 1 5/16" shaft	2	C6DZ 1177-A
68	X (exc.S/W)-6 cyl.	1 23/64" I.D.-2 17/64" O.D.-to seal 1 3/8" shaft-use with carrier plate flange on inside of axle hsg.tube	2	C4OZ 1177-A
	X	1 3/8" I.D.-2 17/64" O.D.-7/16" thick-to seal 1 3/8" shaft-#red paint	2	C7OZ 1177-B
69/70	X (exc.7 1/4" ring gear)	1 21/64" I.D.-2 5/16" O.D.-to seal 1 5/16" shaft	2	C9DZ 1177-A
	X (7 1/4" ring gear)			
	1180 RETAINER - REAR WHEEL BEARING - INNER			
	- A -			
65/68	A (9" ring gear)	1 3/8" I.D.-2" O.D.-r/b C9OZ 1180-A (3-74)	2	★B9AZ 1180-A
65/	A (9",9 3/8" ring gear)	1 1/2" I.D.-2 7/16" O.D.	2	C9AZ 1180-A
	- B -			
65/69	B "Before 3/15/69"	1 3/8" I.D.-2" O.D.-r/b C9OZ 1180-A (3-74)	2	★B9AZ 1180-A
69/71	B "From 3/15/69"	1 3/8" I.D.-2 1/4" O.D.	2	C9OZ 1180-A
72	B	1 3/8" I.D.-2 1/4" O.D.	2	D2OZ 1180-A
	- F -			
65/70	F (7 1/4" ring gear)	1 5/16" I.D.-1 7/8" O.D.	2	C0DW 1180-B
65/69	F (8, 8 3/4", 9" ring gear)-"Before 3/15/69"	1 3/8" I.D.-2" O.D.-r/b C9OZ 1180-A (3-74)	2	★B9AZ 1180-A
69/	F (8",9" ring gear) "From 3/15/69"	1 3/8" I.D.-2 1/4" O.D.	2	C9OZ 1180-A
	- L -			
71/72	L	1 3/16" I.D.-1 7/8" O.D.	2	D3FZ 1180-A
	- P -			
70	P (4 bolt axle shaft)	1 5/16" I.D.-1 7/8" O.D.	2	C0DW 1180-B
71/	P(9" brakes)-4 bolt axle shaft	1 5/16" I.D.-1 7/8" O.D.	2	C0DW 1180-B
	P(10" brakes)-5 bolt axle shaft	1 3/8" I.D.-2 1/4" O.D.	2	C9OZ 1180-A
	- S -			
65/71	S	1 1/2" I.D.-2 7/16" O.D.	2	C9AZ 1180-A
72	S	1 3/8" I.D.-2 1/4" O.D.	2	D2OZ 1180-A
	- U -			
66/69	U (2800 lb. axle) "Before Ser.F10,001"	1 3/8" I.D.-2" O.D.-r/b C9OZ 1180-A (3-74)	2	★B9AZ 1180-A
69/	U (2800 lb. axle) "From Ser.F10,001"	1 3/8" I.D.-2 1/4" O.D.	2	C9OZ 1180-A
66/	U (3300 lb. axle)	1 1/2" I.D.-2 7/16" O.D.	2	C9AZ 1180-A
	- X -			
65/70	X (7 1/4" ring gear)	1 5/16" I.D.-1 7/8" O.D.	2	C0DW 1180-B
66/67	X (7 3/4" ring gear)	1 3/16" I.D.-1 7/8" O.D.	2	D3FZ 1180-A
65/69	X (8",9" ring gear) "Before 3/15/69"	1 3/8" I.D.-2" O.D.-r/b C9OZ 1180-A (3-74)	2	★B9AZ 1180-A
69/70	X (8",9" ring gear) "From 3/15/69"	1 3/8" I.D.-2 1/4" O.D.	2	C9OZ 1180-A

Identification marking

HALPERT_AUCTIONS

YEAR	MODEL	DESCRIPTION	QTY.	PART NUMBER
	1190 RETAINER - FRONT WHEEL HUB GREASE			
65/66	A(Taxicab)	2 1/2" & 2 11/16" O.D.-to seal 1 15/16" shaft	2	C3SZ 1190-A
65/66	A (except N.Y. Taxicab)	2 1/2" O.D. -1 15/16" I.D. -9/32" thick	2	B5AZ 1190-A
65/69	B(drum brakes)		2	
65	X (10" x 2 1/4" brakes)		2	
65	X (8 cyl.)		2	
66/70	X(drum brakes)		2	
65/66	F (8 cyl.)-drum brakes		2	
67/69	F(drum brakes)		2	
66/67	A(disc brakes)		2	
65/67	S	2 27/32" major O.D. -2 37/64" minor O.D. - 1 15/16" I.D.	2	C6AZ 1190-A
69	F(Boss 302, 429)-disc brakes		2	
68/69	B, F (exc. Boss)		2	
68/	A, S	2 3/4" O.D. -9/32" thick-to seal 1 15/16" shaft	2	C8AZ 1190-A
67/70	X(disc brakes)		2	
70/	B, F, L, P		2	
65/67	F (disc brakes)		2	
67	B (disc brakes)		2	
67	A(drum brakes)		2	
66/70	U (steering knuckle grease seal)	3" O.D. -5/16" thick-to seal 1 15/16" shaft	2	C6TZ 1190-A
66/69	U(hub oil seal) "Before Ser. F30,001"	3 1/4" O.D. -2 1/4" I.D. -#442380-X or 501709	2	B9TZ 1190-A
69/	U(hub oil seal) "From Ser. F30,001"	3 5/8" O.D. -2 1/2" I.D. -#C9TA 1175-B1, B2 or B3	2	C9TZ 1175-C
65	X	2 1/16" O.D.	2	C1DZ 1190-A
65/66	F (6 cyl.)-drum brakes		2	
	1193 GASKET - FRONT BRAKE GREASE BAFFLE			
65	B (drum brakes)	Not replaced (3-74)	2	★C2OA 2026-A
66/71	B (drum brakes)		2	C6DZ 2026-A
65	F (10" brakes)	Not replaced (3-74)	2	★C2OA 2026-A
66/	F (10" brakes)		2	C6DZ 2026-A
71/	L (drum brakes)		2	C6DZ 2026-A
71/	P (6 cyl. 250 & 8 cyl.)		2	C6DZ 2026-A
66/	U		2	B9C 1193-A
65	X (10" brakes)	Not replaced	2	★C2OA 2026-A
66/70	X (10" brakes)		2	C6DZ 2026-A
	1195 WASHER - FRONT WHEEL OUTER BEARING RETAINER			
65/69	A, B, S	3/4" I.D. x 1 21/32" O.D. x 3/32" thick	2	C2AZ 1195-A
65/66	X (10" x 2 1/4" brakes)		2	
65/66	F (8 cyl.)-10" x 2 1/4" brakes		2	
67/69	F, X		2	
70	P, X "Before 8/25/69"		2	
70	A, B, F, S	13/16" I.D. x 1 21/32" O.D. x 3/32" thick	2	D0AZ 1195-A
70	P, X "From 8/25/69"		2	
71/	A, B, F, L, S, P		2	
65	X	5/8" I.D. x 1 7/16" O.D. x 3/32" thick	2	C1DD 1195-A
65/66	F (6 cyl.)		2	
	1197 LOCKNUT - FRONT WHEEL BEARING			
66/72	U	r/b D2TZ 1198-A (3-74)	2	★ B9C 1197-A
	1198 BEARING RETAINER KIT - FRONT WHEEL LOCK			
72	U	Consists of 1-Locknut & Pin 1-Locknut 1-Retainer	AR	D2TZ 1198-A
66/72	U	Retainer only-r/b D2TZ 1198-A (3-74)	2	★ B9C 1198-A
	1199 SPACER - FRONT HUB			
66/	U	R/b D4TZ 1199-A(12/74)	2	★B9C 1199-A
66/	U	Ring (hub retaining)-1 5/8"	2	374424-S(XX16E)

Identification marking

COPYRIGHT © 1975 — FORD MOTOR COMPANY — DEARBORN, MICHIGAN

FINAL ISSUE

HALPERT_AUCTIONS

YEAR	MODEL		DESCRIPTION	QTY.	PART NUMBER
1201 CONE and ROLLER - FRONT WHEEL BEARING - INNER					
	- A -				
65/67	A (drum brakes)	NOTE 1	1 1/4" I.D. -#LM 67048	2	B5A 1201-A
68/69	A	NOTE 1		2	
65/67	A(drum brakes)	NOTE 1	1 3/8" I.D. -#LM 68149	2	D0AZ 1201-A
68/69	A	NOTE 1		2	
70/	A			2	
66/67	A(disc brakes)		1 5/8" I.D. - 2 9/16" O.D.-#LM 48548	2	B7C 1201-A
66/69	A		Differential-1 13/16" I.D.-#22590	2	B7T 1201-A
71	A		Differential	2	
	- B -				
65/69	B	NOTE 1	1 1/4" I.D.-#LM 67048	2	B5A 1201-A
65/69	B	NOTE 1	1 3/8" I.D.-#LM 68149	2	D0AZ 1201-A
70/	B			2	
	- F -				
65/66	F(6 cyl.)		1 1/16" I.D.-#L 44649	2	C0DD 1201-A
65/66	F(8 cyl.)-10" x 2 1/4" brakes	NOTE 1	1 1/4" I.D.-#LM 67048-also used w/disc brakes	2	B5A 1201-A
67/69	F(exc. Boss)	NOTE 1		2	
70	F(GT350/500)			2	
65/66	F(8 cyl.)-10" x 2 1/4" brakes	NOTE 1	1 3/8" I.D.-#LM 68149-also use w/disc brakes	2	D0AZ 1201-A
67/69	F(exc. Boss)	NOTE 1		2	
70/	F(exc. GT350/500)			2	
69	F(Boss 302,429)-disc brakes		1 5/8" I.D. - 2 9/16" O.D.-#LM 48548	2	B7C 1201-A
	- L -				
71/	L		1 3/8" I.D.-#LM 68149	2	D0AZ 1201-A
71/	L		Differential-1 5/8" I.D. - 2 9/16" O.D.-#LM 48548	2	B7C 1201-A
	- P -				
70	P	NOTE 1 "Before 8/25/69"	1 1/4" I.D.-#LM 67048	2	B5A 1201-A
70/	P	NOTE 1 "From 8/25/69"	1 3/8" I.D.-#LM 68149	2	D0AZ 1201-A
	- S -				
65/67	S		1 5/8" I.D. -2 9/16" O.D. -#LM 48548	2	B7C 1201-A
66/69	S		Differential-1 13/16" I.D.-#22590	2	B7T 1201-A
68/69	S	NOTE 1	1 3/8" I.D.-#LM 68149	2	D0AZ 1201-A
70/	S			2	
68/69	S	NOTE 1	1 1/4" I.D.-#LM 67048	2	B5A 1201-A
71/	S		Differential-1 13/16" I.D.-#22590	2	B7T 1201-A
	- U -				
66/	U		1 3/4" I.D. -#LM 603049	2	B7A 4221-B
	- X -				
65	X		1 1/16" I.D. -#L44649	2	C0DD 1201-A
65	X(10" x 2 1/4" brakes)	NOTE 1	1 1/4" I.D.-#LM 67048	2	B5A 1201-A
66/69	X	NOTE 1		2	
65	X(10" x 2 1/4" brakes)	NOTE 1	1 3/8" I.D.-#LM 68149	2	D0AZ 1201-A
66/69	X	NOTE 1		2	
70	X	NOTE 1 "From 8/25/69"		2	
70	X	NOTE 1 "Before 8/25/69"	1 1/4" I.D.-#LM 67048	2	B5A 1201-A

Identification marking NOTE 1 - The small I.D. bearings and cups (B5A 1201-A, B5A 1202-A, B5A 1216-A, and B5A 1217-A) are used with original spindle. If the original spindle has been replaced by the later (large) spindle, it is necessary to use the large I.D. bearings and cups. (D0AZ 1201-A, D0AZ 1202-A, D0AZ 1216-A, and D0AZ 1217-A) check for size and identification before ordering.

HALPERT_AUCTIONS

1202 CUP - FRONT WHEEL BEARING-INNER

YEAR	MODEL	DESCRIPTION	QTY.	PART NUMBER
	- A -			
65/67	A(drum brakes) NOTE 1	Use with 1 1/4" I.D. inner bearing-#LM 67010	2	B5A 1202-A
68/69	A NOTE 1		2	
65/67	A(drum brakes) NOTE 1	Use with 1 3/8" I.D. inner bearing-#L68110	2	D0AZ 1202-A
68/69	A NOTE 1		2	
70/	A		2	
66/67	A(with disc brakes)	#LM 48510	2	B7C 1202-A
66/70	A	Differential-#25520-3 17/64" O.D.	2	C3TZ 1202-B
	- B -			
65/69	B NOTE 1	Use with 1 1/4" I.D. inner bearing-#LM 67010	2	B5A 1202-A
65/69	B NOTE 1	Use with 1 3/8" I.D. inner bearing-#LM 68110	2	D0AZ 1202-A
70/	B		2	
	- F -			
65/66	F(6 cyl.)	2" O.D.-#L44610	2	C0DD 1202-A
65/66	F(8 cyl.)-10" x 2 1/4" brakes NOTE 1	Use with 1 1/4" I.D. inner bearing-#LM 67010-also used with disc brakes	2	B5A 1202-A
67/69	F(exc. Boss) NOTE 1		2	
70	F(GT350/500)		2	
65/66	F(8 cyl.)-10" x 2 1/4" brakes NOTE 1	Use with 1 3/8" I.D. inner bearing-#LM 68110-also used with disc brakes	2	D0AZ 1202-A
67/69	F(exc. Boss) NOTE 1		2	
70/	F(exc. GT350/500)		2	
69	F(Boss 302,429)-disc brakes	#LM 48510	2	B7C 1202-A
	- L -			
71/	L	Use with 1 3/8" I.D. inner bearing-#LM 68110	2	D0AZ 1202-A
71/	L	Differential-#LM 48510	2	B7C 1202-A
	- P -			
70	P NOTE 1 "Before 8/25/69"	Use with 1 1/4" I.D. inner bearing-#LM 67010	2	B5A 1202-A
70/	P NOTE 1 "From 8/25/69"	Use with 1 3/8" I.D. inner bearing-#LM 68110	2	D0AZ 1202-A
	- S -			
65/67	S	#LM 48510	2	B7C 1202-A
66/	S	Differential-#25520-3 17/64" O.D.	2	C3TZ 1202-B
68/69	S NOTE 1	Use with 1 1/4" I.D. inner bearing-#LM 67010	2	B5A 1202-A
68/69	S NOTE 1	Use with 1 3/8" I.D. inner bearing-#LM 68110	2	D0AZ 1202-A
70/	S		2	
	- U -			
65/	U	Transfer case-front bearing output shaft-#14276	AR	01Y 1202
66/	U	Transfer case-rear bearing output shaft-#15245	AR	8A 1202
66/	U	3 1/16" O.D. -#LM 603011	2	B7A 4222-B
	- X -			
65	X	2" O.D. -#L44610	2	C0DD 1202-A
65	X(10" x 2 1/4" brakes) NOTE 1	Use with 1 1/4" I.D. inner bearing-#LM 67010	2	B5A 1202-A
66/69	X NOTE 1		2	
65	X(10" x 2 1/4" brakes) NOTE 1	Use with 1 3/8" I.D. inner bearing-#LM 68110	2	D0AZ 1202-A
66/69	X NOTE 1		2	
70	X NOTE 1 "From 8/25/69"		2	
70	X NOTE 1 "Before 8/25/69"	Use with 1 1/4" I.D. inner bearing-#LM 67010	2	B5A 1202-A

1210 RING - WHEEL TRIM

	- B -			
66	B	Stainless steel-15 3/8" O.D.-12 3/16" I.D.-use with styled steel wheels	4	C6ZZ 1210-A
67	B	Stainless steel-15 3/8" O.D.-11 15/16" I.D.-use with styled steel wheels	4	C7ZZ 1210-A

Identification marking NOTE 1 - The small I.D. bearings and cups (B5A 1201-A, B5A 1202-A, B5A 1216-A, and B5A 1217-A) are used with original spindle. If the original spindle has been replaced by the later (large) spindle, it is necessary to use the large I.D. bearings and cups. (D0AZ 1201-A, D0AZ 1202-A, D0AZ 1216-A, and D0AZ 1217-A) check for size and identification before ordering.

COPYRIGHT © 1975 — FORD MOTOR COMPANY — DEARBORN, MICHIGAN

HALPERT_AUCTIONS

YEAR	MODEL	DESCRIPTION	QTY.	PART NUMBER
	1210 RING - WHEEL TRIM - continued			
		- B -		
68/69	B	15 3/8" O.D. -12" I.D. -2" wide -#C8OA 1210-B- use with styled steel wheels	4	C8ZZ 1210-B
70	B	Brushed chrome-15 1/4" O.D. -11" I.D. - 2 3/4" wide-#D0ZA 1210-B,E-use with 14" x 7" wheels	4	D0ZZ 1210-B
	B	Brushed chrome-16 1/4" O.D. -10 15/16" I.D. - 2 11/16" wide-#D0ZA 1210-D,G-use with 15" x 7" wheels	4	D0ZZ 1210-C
71	B	Brushed chrome-16 1/4" O.D.-10 5/16" I.D.- 2 11/16" wide-#D0ZA 1210-D,G-use with 15" x 7" wheels	4	D0ZZ 1210-C
	B(includes Halo pkg. option)	Brushed chrome-15 1/4" O.D.-11" I.D.- 2 3/4" wide-#D0ZA 1210-B,E-use with 14" x 7" wheels	4	D0ZZ 1210-B
72	B	Brushed chrome-15 1/4" O.D.-11 3/16" I.D.- 2 1/4" wide-#D0DA 1210-A,B-use with 14" x 6" wheels	4	D0DZ 1210-A
	B	Brushed chrome-16 1/4" O.D.-10 15/16" I.D.- 2 11/16" wide-#D0ZA 1210-D,G-use with 15" x 7" wheels	4	D0ZZ 1210-C
		- F -		
66	F(8 cyl.)	Stainless steel-15 3/8" O.D.-12 3/16" I.D.- use with styled steel wheels	4	C6ZZ 1210-A
67	F	Stainless steel-15 3/8" O.D.-11 15/16" I.D.- use with styled steel wheels	4	C7ZZ 1210-A
68/69	F	15 3/8" O.D.-12" I.D.-2" wide-#C8OA 1210-B- use with styled steel wheels	4	C8ZZ 1210-B
70	F	Brushed chrome-15 1/4" O.D.-1 11/16" wide- #D0ZA 1210-C,F-use with 14" x 6 " wheels	4	D0ZZ 1210-A
	F	Brushed chrome-15 1/4" O.D.-11" I.D.- 2 3/4" wide-#D0ZA 1210-B,E-use with 14" x 7" wheels	4	D0ZZ 1210-B
	F	Brushed chrome-16 1/4" O.D.-10 15/16" I.D.- 2 11/16" wide-#D0ZA 1210-D,G-use with 15" x 7" wheels	4	D0ZZ 1210-C
71/	F	Brushed chrome-15 1/4" O.D.-11" I.D.- 2 3/4" wide-#D0ZA 1210-B,E-used with 14" x 7" wheels	4	D0ZZ 1210-B
	F	Brushed chrome-15 1/4" O.D.-11 3/16" I.D.- 2 1/4" wide-#D0DA 1210-A,B-use with 14" x 6" wheels	4	D0DZ 1210-A
	F	Brushed chrome-16 1/4" O.D.-10 5/16" I.D.- 2 11/16" wide-#D0ZA 1210-D,G-use with 15" x 7" wheels	4	D0ZZ 1210-C
		- L -		
71/	L	Chrome-14 1/4" O.D.-11 1/4" I.D.-1 9/16" wide - #D12A 1210-AA	4	D1FZ 1210-A
		- P -		
70/	P	Brushed chrome-15 1/4" O. D. - 1 11/16" wide- #D0ZA 1210-C,F-use with 14" x 4 1/2" wheels	4	D0ZZ 1210-A
	P	Brushed chrome-15 1/4" O.D.-11 3/16" I.D.- 2 1/4" wide-#D0DA 1210-A,B-use with 14" x 6" wheels	4	D0DZ 1210-A

Identification marking

HALPERT_AUCTIONS

YEAR	MODEL		DESCRIPTION	QTY.	PART NUMBER
	1216 CONE and ROLLER - FRONT WHEEL BEARING-OUTER				
	- A -				
65/67	A(drum brakes)	NOTE 1	3/4" I.D.-#LM 11949	2	B5A 1216-A
68/69	A	NOTE 1		2	
65/67	A(drum brakes)	NOTE 1	7/8" I.D.-#LM 12749	2	D0AZ 1216-A
68/69	A	NOTE 1		2	
70/	A			2	
66/67	A(with disc brakes)		#M 12649	2	C3SZ 1216-A
	- B -				
65/69	B	NOTE 1	3/4" I.D.-#LM 11949	2	B5A 1216-A
65/69	B	NOTE 1	7/8" I.D.-#LM 12749	2	D0AZ 1216-A
70/	B			2	
	- F -				
65/66	F(6 cyl.)		11/16" I.D.-#LM 11749	2	C0DD 1216-A
65/66	F(8 cyl.)-10" x 2 1/4" brakes	NOTE 1	3/4" I.D.-#LM 11949-also used w/disc brakes	2	B5A 1216-A
67/69	F(exc. Boss)	NOTE 1		2	
70	F(GT350/500)			2	
65/66	F(8 cyl.)-10" x 2 1/4" brakes	NOTE 1	7/8" I.D.-#LM 12749	2	D0AZ 1216-A
67/69	F(exc. Boss)	NOTE 1		2	
70/	F(exc. GT350/500)			2	
69	F(Boss 302,429)-disc brakes		#M 12649	2	C3SZ 1216-A
	- L -				
71/	L		7/8" I.D.-#LM 12749	2	D0AZ 1216-A
	- P -				
70	P	NOTE 1 "Before 8/25/69"	3/4" I.D.-#LM 11949	2	B5A 1216-A
70/	P	NOTE 1 "From 8/25/69"	7/8" I.D.-#LM 12749	2	D0AZ 1216-A
	- S -				
65/67	S		#M 12649	2	C3SZ 1216-A
68/69	S	NOTE 1	3/4" I.D.-#LM 11949	2	B5A 1216-A
68/69	S	NOTE 1	7/8" I.D.-#LM 12749	2	D0AZ 1216-A
70/	S			2	
	- U -				
66/	U		1 5/8" I.D.-#LM 501349, HM 503049	2	B7A 4221-A
66/	U		Use for rear output shaft-front cone #25877	2	C3TZ 1216-B
	- X -				
65	X		11/16" I.D.-#LM 11749	2	C0DD 1216-A
65	X(10" x 2 1/4" brakes)	NOTE 1	3/4" I.D.-#LM 11949	2	B5A 1216-A
66/69	X	NOTE 1		2	
70	X	NOTE 1 "Before 8/25/69"	3/4" I.D.-#LM 11949	2	B5A 1216-A
65	X(10" x 2 1/4" brakes)	NOTE 1	7/8" I.D.-#LM 12749	2	D0AZ 1216-A
66/69	X	NOTE 1		2	
70	X	NOTE 1 "From 8/25/69"		2	
	1217 CUP - FRONT WHEEL BEARING - OUTER				
	- A -				
65/67	A(drum brakes)	NOTE 1	Use with 3/4" I.D. outer bearing-#LM 11910	2	B5A 1217-A
68/69	A	NOTE 1		2	
65/67	A(drum brakes)	NOTE 1	Use with 7/8" I.D. outer bearing-#LM 12700,	2	D0AZ 1217-A
68/69	A	NOTE 1	LM 12710	2	
70/	A			2	
66/67	A(disc brakes)		#M 12610	2	C3SZ 1217-A

Identification marking NOTE 1 - The small I.D. bearings and cups (B5A 1201-A, B5A 1202-A, B5A 1216-A, and B5A 1217-A) are used with original spindle. If the original spindle has been replaced by the later (large) spindle, it is necessary to use the large I.D. bearings and cups. (D0AZ 1201-A, D0AZ 1202-A, D0AZ 1216-A, and D0AZ 1217-A) check for size and identification before ordering.

COPYRIGHT © 1975 — FORD MOTOR COMPANY — DEARBORN, MICHIGAN

YEAR	MODEL	DESCRIPTION	QTY.	PART NUMBER
1217	**CUP - FRONT WHEEL BEARING - OUTER - continued**			
	- B -			
65/69	B NOTE 1	Use with 3/4" I.D. outer bearing-#LM 11910	2	B5A 1217-A
65/69	B NOTE 1	Use with 7/8" I.D. outer bearing-#LM 12700,	2	D0AZ 1217-A
70/	B	LM 12710	2	
	- F -			
65/66	F(6 cyl.)	1 9/16" O.D.-#LA 11710	2	C0DD 1217-A
65/66	F(8 cyl.)-10" x 2 1/4" brakes NOTE 1	Use with 3/4" I.D. outer bearing-#LM 11910- also used with disc brakes	2	B5A 1217-A
67/69	F(exc. Boss) NOTE 1		2	
70	F(GT350/500)		2	
65/66	F(8 cyl.)-10" x 2 1/4" brakes NOTE 1	Use with 7/8" I.D. outer bearing-#LM 12700,	2	D0AZ 1217-A
67/69	F(exc. Boss) NOTE 1	LM 12710	2	
70/	F(exc. GT350/500)		2	
69	F(Boss 302,429)-disc brakes	#M 12610	2	C3SZ 1217-A
	- L -			
71/	L	Use with 7/8" I.D. outer bearing-#LM 12700, LM 12710	2	D0AZ 1217-A
	- P -			
70	P NOTE 1 "Before 8/25/69"	Use with 3/4" I.D. outer bearing-#LM 11910	2	B5A 1217-A
70/	P NOTE 1 "From 8/25/69"	Use with 7/8" I.D. outer bearing-#LM 12700, LM 12710	2	D0AZ 1217-A
	- S -			
65/67	S	#M 12610	2	C3SZ 1217-A
68/69	S NOTE 1	Use with 3/4" I.D. outer bearing-#LM 11910	2	B5A 1217-A
68/69	S NOTE 1	Use with 7/8" I.D. outer bearing-#LM 12700,	2	D0AZ 1217-A
70/	S	LM 12710	2	
	- U -			
66/	U	2 7/8" O.D.-#LM 501310	2	B7A 4222-A
	- X -			
65	X	1 9/16" O.D.-#LA 11710	2	C0DD 1217-A
65	X(10" x 2 1/4" brakes) NOTE 1	Use with 3/4" I.D. outer bearing-#LM 11910	2	B5A 1217-A
66/69	X NOTE 1		2	
65	X(10" x 2 1/4" brakes) NOTE 1	Use with 7/8" I.D. outer bearing-#LM 12700,	2	D0AZ 1217-A
66/69	X NOTE 1	LM 12710	2	
70	X NOTE 1		2	
	"From 8/25/69"			
70	X NOTE 1 "Before 8/25/69"	Use with 3/4" I.D. outer bearing-#LM 11910	2	B5A 1217-A
1225	**BEARING - REAR WHEEL**			
65/68	A(exc. P/C & Heavy Duty 71)	1 3/8" I.D.-2 13/16" O.D.-#207CC, 207DD,	2	☆D0AZ 1225-A
65/71	B	2-3538, F207AKK29, F207KK or RW207CE	2	
65/	F,X	(ball)-incl. B9AZ 1180-A or C9OZ 1180-A	2	
66/	U (2780 lb. axle)	retainer	2	
71/	P(5 stud axle shaft)	1 3/8" I.D.-2 13/16" O.D.-#FPP,F207AKK, USA-gold color (ball)-incl. C9OZ 1180-A retainer	2	★D0AZ 1225-B r/b D3AZ 1225-A
65/67	A(exc. P/C & Heavy Duty 71)	1 3/8" I.D.-2 13/16" O.D.-#RW207CE,	2	♦CC4AZ 1225-B
65/67	B,F,U,X	2-3538 or F207KK29-includes retainer	2	
67/	A (WER axle)	Straight roller-1 1/8" I.D.-2 1/4" O.D.- #R1563TAV retainer (1180) not reqd.	2	C7AZ 1225-A
71/	L	1 3/16" I.D.-2 11/16" O.D.-#FPP,206AKK or USA (ball)-incl. D3FZ 1180-A retainer	2	D1FZ 1225-A
65/66	X(54,58,62,64)	1 13/16" I.D.-2 7/16" O.D.-#88506-AR- (extra small)-includes C0DW 1180-A retainer	2	☆C0DZ 1225-A
65/66	X(54,58,62,64)	1 13/16" I.D.-2 7/16" O.D.-#88506-AR- incl. retainer	2	♦CC3DZ 1225-A

☆ U.S. only ♦ Canada only # Identification marking

NOTE 1 - The small I.D. bearings and cups (B5A 1201-A, B5A 1202-A, B5A 1216-A, and B5A 1217-A) are used with original spindle. If the original spindle has been replaced by the later (large) spindle, it is necessary to use the large I.D. bearings and cups. (D0AZ 1201-A, D0AZ 1202-A, D0AZ 1216-A, and D0AZ 1217-A). Check for size and identification before ordering.

HALPERT_AUCTIONS

YEAR	MODEL	DESCRIPTION	QTY.	PART NUMBER
	1225 BEARING - REAR WHEEL - continued			
65/66	F(6 cyl.)	1 5/16" I.D.-2 11/16" O.D.-#RWF34R or F206KK-(ball)-incl. C0DW 1180-B retainer	2	☆D0DZ 1225-A
67/70	F,X		2	
70	P		2	
71/	P(4 stud axle shaft)		2	
65/66	X(Taxicab, 66,71,78)		2	
65/66	F(6 cyl.)	1 5/16" I.D.-2 11/16" O.D.-#RWF34R	2	♦CC3DZ 1225-B
67	F		2	
65/66	X(Taxi,66,71,78)		2	
67	X		2	
65/71	A(P/C & Heavy Duty 71)	1 17/32" I.D. x 3 5/32" O.D.-#88128-FPP,F208AKK or USA (ball)-incl. C9AZ 1180-A retainer	2	C9AZ 1225-A
69/	A(exc. WER axle)		2	
65/71	S		2	
66/	U(3300 lb. axle)		2	
72	B	1 3/8" I.D.-2 13/16" O.D.-#Gold Paint,FPP, F207 AKK or USA (ball)-incl. D2OZ 1180-A retainer	2	★D2OZ 1225-A r/b D2OZ 1225-B
72	S	1 3/8"I.D.-2 13/16"O.D.-#Blue Paint, F207 AKK, FPP or USA (ball)-incl. D2OZ 1180-A retainer	2	D2OZ 1225-B
	1245 GEAR - FRONT AXLE SHAFT DRIVE			
66/	U		2	C0TT 1245-A
66/	U	Retaining ring (gear to shaft)-1 1/4"	2	371834-S(QQ40)
	1A361 SPRING - SPARE WHEEL CARRIER RELEASE LEVER			
68/	U	Use with swing away carrier	1	C8TZ 1A361-A
	1A366 BUMPER - SPARE WHEEL CARRIER LATCH			
68/	U	Use with swing away carrier	1	C8TZ 1A366-A
	1A379 WRENCH - SPARE WHEEL LOCK BOLT			
65/66	A		1	C1AB 1A379-A
	1386 LOCK ASSY. - SPARE WHEEL			
65/66	A(71)	Includes keys	1	C1AZ 1386-A
65/66	B(71)		1	
65/66	A(71)	Consists of - 1-C1AB 1A379-A Wrench 1-C1AB 1440-B Bolt 1-C1AZ 1386-A Lock & Keys Assy.	1	★C1AZ 1386-C Not replaced
65/66	A (except 71)	Consists of 1-C1AB 1A379-A Wrench 1-C1AB 1440-A Bolt 1-C1AZ 1386-A Lock & Keys Assy.	1	★C1AZ 1386-B Not replaced
	1A398 LATCH ASSY. - SPARE WHEEL CARRIER			
68/	U	Use with swing away carrier	1	C8TZ 1A398-A
68/	U	Bumper (latch)-rubber	1	354860-S(CC-6)
	1A399-400 REINFORCEMENT - SPARE WHEEL CARRIER HINGE			
68/	U	Upper-use with swing away carrier	1	C8TZ 1A399-A
68/	U	Lower-use with swing away carrier	1	C8TZ 1A400-A
	1A401 REINFORCEMENT - SPARE WHEEL CARRIER LOCK LATCH BRACKET			
68/	U	Use with swing away carrier	1	C8TZ 1A401-A
	1402 PLATE - SPARE WHEEL RETAINER			
68/69	U	Use with swing away carrier	1	C8TZ 1402-A
	1A403 CABLE - SPARE WHEEL CARRIER CHECK			
68/	U	Use with swing away carrier	1	C8TZ 1A403-A
	1A404 PLATE - SPARE WHEEL CARRIER ARM			
68/	U	Use with swing away carrier	1	C8TZ 1A404-A
	1A406 RETAINER - SPARE WHEEL CARRIER			
68/69	U	Use with swing away carrier	1	C8TZ 1A406-A
	1A408 RETAINER - SPARE WHEEL CARRIER CHECK CABLE			
68/	U	Use with swing away carrier	1	C8TZ 1A408-A
	1422 SUPPORT - SPARE WHEEL			
66/	U	Mounted on tailgate	2	C6TZ 1422-A
66/	U	Screw (attaching)-1/4"-20 x 5/8"-tapping	4	379872-S2(UU86G)
	1422 STOP - SPARE WHEEL			
68	A(63)		1	C8AZ 1422-A

☆ U. S. only ♦ Canada only # Identification marking

COPYRIGHT © 1975 — FORD MOTOR COMPANY — DEARBORN, MICHIGAN

FINAL ISSUE

HALPERT_AUCTIONS

YEAR	MODEL	DESCRIPTION	QTY.	PART NUMBER
	1424 PLATE - SPARE WHEEL MOUNTING - Also refer to Groups 17032, 17091 and 17088			
65/67	F	4" O.D. -3 tabs	1	C5ZZ 1424-A
67	A(54, 57, 62, 63)		1	
68/	U(exc. swing away carrier)		1	
68/69	F(styled steel wheels)		1	C8MY 1424-A
71/	L		1	
68/	U(swing away carrier)	Retaining plate	1	C8TZ 1424-A
	1432 ARM - SPARE WHEEL CARRIER			
68/	U	Use with swing away carrier	1	D0TZ 1432-A
	1433 CARRIER - SPARE WHEEL			
68/	U	Use with swing away carrier	1	C8TZ 1433-A
	1446 CLAMP - SPARE WHEEL - Also Refer to Group 17091			
65/66	X(66)		1	BA 1446-A
65/66	S	With wire wheels	1	
	1448 BOLT - SPARE WHEEL MOUNTING			
	- A -			
65	A(54A,57,62,63)	3/8"-16 x 6 7/16"	1	C5AZ 1448-A
	A(54B, E, 76)	3/8"-16 x 9 1/2"-2 1/2" thread length	1	C5AZ 1448-D
	A(71)	3/8"-16 x 6 1/2"-spherical head	1	C5AZ 1448-C
66	A(54A,57,62)	3/8"-16 x 6 7/16"	1	C5AZ 1448-A
	A(54B,E,76)	3/8"-16 x 9 1/2"-2 1/2" thread length	1	C5AZ 1448-D
	A(54)-folding rear seat back	3/8"-16 x 6 1/2"-spherical head	1	C5AZ 1448-C
	A(63)	3/8" -16 x 9" -3 1/4" thread length	1	C6OZ 1448-A
	A(71)	3/8"-16 x 6 1/2"-spherical head	1	C5AZ 1448-C
67	A(54, 57, 62)	3/8"-16 x 7"-4" thread length	1	C7SZ 1448-A
	A(63)	3/8"-16 x 9 1/2"-2 1/2" thread length	1	C5AZ 1448-D
	A(71)	3/8"-16 x 6 1/2"-spherical head	1	C5AZ 1448-C
	A(76)	3/8" -16 x 9" -3 1/4" thread length	1	C6OZ 1448-A
68	A(54,57,62,65)	1/2"-13 x 7"-3 1/2" thread length	1	C8AZ 1448-A
	A(63)	3/8"-16 x 5 9/16"-1 3/4" thread length	1	C6DZ 1448-A
	A(71)	3/8"-16 x 6 1/2"-spherical head	1	C5AZ 1448-C
	A(76)	1/2"-13 x 7 3/4"-3 1/4" thread length	1	C8AZ 1448-B
69	A(except 71,76)	3/8"-16 x 7 3/8"-2 1/16" thread length	1	C9AZ 1448-A
	A(71)	3/8"-16 x 7 1/2"-6" thread length	1	382947-S2 (BB198MA)
	A(76)	3/8"-16 x 10 1/4"-4 1/2" thread length	1	C6OZ 1448-E
70	A(except 71)	3/8"-16 x 10 1/4"-4 1/2" thread length	1	C6OZ 1448-E
	A(71)	3/8"-16 x 7 1/2"-6" thread length	1	382947-S2 (BB198MA)
71/	A(except 71,76)	3/8"-16 x 7 3/8"-2 1/16" thread length	1	C9AZ 1448-A
	A(71)	3/8"-16 x 7 1/2"-6" thread length	1	382947-S2 (BB198MA)
	A(76)	3/8"-16 x 10 1/4"-4 1/2" thread length	1	C6OZ 1448-E
	- B -			
65	B(except 71)	3/8"-16 x 6 3/4"	1	B7A 1448-A
	B(71)	3/8"-16 x 3 3/4"-includes plate	1	C0DZ 1448-B
66	B(54, 62, 63)	3/8" -16 x 9" -3 1/4" thread length	1	C6OZ 1448-A
	B(54,62,63)	3/8"-16 x 6 3/4"	1	B7A 1448-A
	B(71)	3/8"-16 x 6 1/2"-spherical head	1	C5AZ 1448-C
	B(76)	3/8"-16 x 7 11/32"-2 1/2" thread length	1	C6OZ 1448-D
67	B(54, 62, 63)	3/8"-16 x 9 1/2"-2 1/2" thread length	1	C5AZ 1448-D
	B(54,62,63)	3/8"-16 x 6 3/4"	1	B7A 1448-A
	B(66)	3/8"-16 x 5 9/16"-1 3/4" thread length	1	C6DZ 1448-A
	B(71)	3/8"-16 x 6 1/2"-spherical head	1	C5AZ 1448-C
	B(76)	3/8"-16 x 7 11/32"-2 1/2" thread length	1	C6OZ 1448-D
68	B(except 66, 71)	1/2"-13 x 10 1/2"-3" thread length	1	C8OZ 1448-A
	B(66)	3/8"-16 x 5 9/16"-1 3/4" thread length	1	C6DZ 1448-A
	B(71)	3/8"-16 x 6 1/2"-spherical head	1	C5AZ 1448-C
69	B(except 66,71)	1/2"-13 x 10 1/2"-3" thread length	1	C8OZ 1448-A
	B(66)	3/8"-16 x 5 9/16"-1 3/4" thread length	1	C6DZ 1448-A
	B(71)	3/8"-16 x 6 1/2"-spherical head	1	C5AZ 1448-C

HALPERT_AUCTIONS

YEAR	MODEL	DESCRIPTION	QTY.	PART NUMBER
	1448 BOLT - SPARE WHEEL MOUNTING - continued			
70	B(except 71,76)	1/2"-13 x 10 1/2"-3" thread length	1	C8OZ 1448-A
	B(71)	3/8"-16 x 6 1/2"-spherical head	1	C5AZ 1448-C
	B(76)	1/2"-13 x 9 25/32"-4" thread length	1	C8WY 1448-A
71	B(except 71)	1/2"-13 x 10 1/2"-3" thread length	1	C8OZ 1448-A
	B(71)	3/8"-16 x 6 1/2"-spherical head	1	C5AZ 1448-C
72	B(except 71,97)	1/2"-13 x 12 7/16" -4 1/2" thread length	1	D2OZ 1448-A
	B(71)	3/8" -16 x 7 1/2" -6" thread length	1	382947-S2 (BB198MA)
	B(97)	1/2" -13 x 8 3/4" -6 1/2" thread length	1	D0DZ 1448-A
	- F -			
65	F	3/8"-16 x 9 1/2"-2 1/2" thread length	1	C5AZ 1448-D
	F	3/8"-16 x 9" -3 1/4" thread length	1	C6OZ 1448-A
66	F(styled steel wheels)	3/8"-16 x 9 1/2"-2 1/2" thread length	1	C5AZ 1448-D
	F (standard wheels)	3/8"-16 x 9" -3 1/4" thread length	1	C6OZ 1448-A
67	F(standard wheels)	3/8"-16 x 7"-4" thread length	1	C7SZ 1448-A
	F(6 cyl.& 8 cyl.289)	3/8"-16 x 7 11/32"-2 1/2" thread length	1	C6OZ 1448-D
	F(styled steel wheels)	3/8"-16 x 9" -3 1/4" thread length	1	C6OZ 1448-A
68	F (standard wheels)	1/2"-13 x 8 3/4"-4" thread length	1	C8ZZ 1448-A
	F(styled steel wheels)	1/2"-13 x 9 3/4" -4" thread length	1	C8WY 1448-A
69	F(standard wheels) "Before 5/15/69"	1/2"-13 x 6 1/4"-4" thread length	1	C9ZZ 1448-B
	F(standard wheels) "From 5/15/69"	1/2"-13 x 8 3/4"-4" thread length	1	C8ZZ 1448-A
	F(styled steel wheels)	1/2"-13 x 12"-4" thread length	1	C9ZZ 1448-A
70	F(standard wheels)	1/2"-13 x 6 1/4"-4" thread length	1	C9ZZ 1448-B
71/	F (except 76)	1/2"-13 x 8 3/4"-6 1/2" thread length	1	D0DZ 1448-A
	F (76)	1/2"-13 x 9 1/2"-5" thread length	1	D1ZZ 1448-A
	- L -			
71	L	3/8"-16 x 4 1/2"	1	D1FZ 1448-A
72	L(exc. 73)	3/8"-16 x 4 1/2"	1	D1FZ 1448-A
	L(73)	3/8" -16 x 6 3/4"	1	D2FZ 1448-A
	- P -			
70	P(except D70 x 14 tires)	1/2"-13 x 8 3/4"-6 1/2" thread length	1	D0DZ 1448-A
	P(D70 x 14 tires)	1/2"-13 x 10 3/8"-3" thread length	1	D0DZ 1448-B
71/	P	1/2"-13 x 8 3/4"-6 1/2" thread length	1	D0DZ 1448-A
	- S -			
65/66	S	3/8"-16 x 9" -3 1/4" thread length	1	C6OZ 1448-A
67/71	S	3/8"-16 x 7"-4" thread length	1	C7SZ 1448-A
72	S	1/2" -13 x 12 7/16" -4 1/2" thread length	1	D2OZ 1448-A
	- U -			
69	U (exc. swing-away carrier)	3/8"-16 x 7-3" thread length	1	359808-S2 (BB198M)
	- X -			
65	X(66)	Rod (spare wheel mounting)	1	C0DB 6647114-A
	X(71,78)	3/8"-16 x 3 3/4"-includes plate	1	C0DZ 1448-B
66	X(54,62)	3/8"-16 x 9" -3 1/4" thread length	1	C6OZ 1448-A
	X(66)	3/8"-16 x 5 9/16"-1 3/4" thread length	1	C6DZ 1448-A
	X(66)	Rod (spare wheel mounting)	1	C0DB 6647114-A
	X(71)	3/8"-16 x 6 1/2"-spherical head	1	C5AZ 1448-C
	X(71,78)	3/8"-16 x 3 3/4"-includes plate	1	C0DZ 1448-B
67	X(54,62)	3/8"-16 x 9 1/2"-2 1/2" thread length	1	C5AZ 1448-D
	X(71)	3/8"-16 x 6 1/2"-spherical head	1	C5AZ 1448-C
68	X(except 71)	1/2"-13 x 10 1/2"-3" thread length	1	C8OZ 1448-A
	X(71)	3/8"-16 x 6 1/2"-spherical head	1	C5AZ 1448-C
69/70	X(except 71)	1/2"-13 x 9 3/4" -4" thread length	1	C8WY 1448-A
	X(71)	3/8"-16 x 6 1/2"-spherical head	1	C5AZ 1448-C
65	X(except 71,78)	Bolt-3/8"-16 x 7"-carriage	1	359808-S2 (BB198M)
65	X(71,78)	Washer-flat-39/64"	1	359820-S8(XX203)
65/66	X (66)	Pin (rod)-self-locking	1	352358-S(NN127)

COPYRIGHT © 1975 — FORD MOTOR COMPANY — DEARBORN, MICHIGAN

HALPERT_AUCTIONS

YEAR	MODEL	DESCRIPTION	QTY.	PART NUMBER
	1462 NUT - SPARE WHEEL MOUNTING BOLT			
	- A -			
65/67	A	Wing-3/8"-16	1	B9AZ 1462-A
68	A(exc.63,71)	Wing-1/2"-13	1	C8AZ 1462-A
	A(63,71)	Wing-3/8"-16	1	B9AZ 1462-A
69/	A	Wing-3/8"-16	1	B9AZ 1462-A
	- B -			
65/67	B	Wing-3/8"-16	1	B9AZ 1462-A
68/71	B(exc.66,71)	Wing-1/2"-13	1	C8AZ 1462-A
	B(66,71)	Wing-3/8"-16	1	B9AZ 1462-A
72	B(exc.71,97)	Wing-1/2"-13	1	C8AZ 1462-A
	B(71)	Wing-3/8"-16	1	B9AZ 1462-A
	B(97)	Wing-1/2"-13	1	C8AZ 1462-A
	- F -			
65/67	F	Wing-3/8"-16	1	B9AZ 1462-A
68/	F	Wing-1/2"-13	1	C8AZ 1462-A
	- L -			
71/	L	Wing-3/8"-16	1	B9AZ 1462-A
72	L(73)	Channel type-3/8"-16-used on top of spare wheel cover		D2FZ 1462-A
	- P -			
70	P	Wing-1/2"-13	1	C8AZ 1462-A
71/	P	Wing-1/2"-13-standard wheels	1	C8AZ 1462-A
71	P	Styled steel wheels	2	
	- S -			
65/	S	Wing-3/8"-16	1	B9AZ 1462-A
	- U -			
66/69	U(exc.swing away carrier)	Wing-3/8"-16	1	B9AZ 1462-A
70/	U(exc.swing away carrier)	Wing	1	C8UZ 1462-A
68/	U(with swing away carrier)	Wing	1	C8TZ 1462-A
	- X -			
65/67	X	Wing-3/8"-16	1	B9AZ 1462-A
68/70	X(exc.71)	Wing-1/2"-13	1	C8AZ 1462-A
	X(71)	Wing-3/8"-16	1	B9AZ 1462-A
	1478-9 HINGE - SPARE WHEEL CARRIER			
68/	U	Upper-use with swing away carrier	1	C8TZ 1478-A
		Lower-use with swing away carrier	1	C8TZ 1479-A
	1487 PIN - SPARE WHEEL CARRIER HANGER			
68/	U	4 1/4" long-use with swing away carrier	2	C8TZ 1487-A
	1508 TIRE KIT - COLLAPSIBLE SPARE			
68	F	14" x 7.35" - not replaced	1	★C8ZZ 1508-A
	Consists of 1-C8AZ 1508-C Tire	1-C8ZA 1720-A Cap	1-C8ZZ 19C543-A Inflator	
68/	F	Refer to Group 19C543		★ 1508
	1705 EXTENSION - TIRE VALVE			
65/	A, B, P, X	1 1/4" long	4	B7AZ 1705-A
67/	F(except GT 350/500), S		4	
68/	S	Required to inflate inner chamber of life guard safety tires	1	C7VY 1705-A
65/70	X (with full wheel covers)	7/8" long	4	C0DZ 1705-A
65/69	B (with full wheel covers)		4	
65/69	F		4	
69	F(GT350/500)		4	
65/67	S		4	
70/	A,B,L,P,S		4	

HALPERT_AUCTIONS

INDEX

PART NAME	GROUP NUMBER
A	
Actuator (brake pedal)	2B187
Actuator assy. (brake skid control)	2B002
Adapter (brake pressure differential valve connector)	2B276
Adapter (power brake booster push rod)	2B014
Arm (A/C compressor belt adjustment)	2A942
B	
Baffle (front brake grease)	2240
Bearing (A/C compressor belt idler pulley)	2873, 2990
Bearing (A/C compressor clutch)	2990
Bearing (power brake booster lever)	2B346
Bolt (A/C compressor idler pulley mounting)	2A934
Bolt (brake master cylinder link rod)	2462
Bolt (brake pedal assy.)	2B185
Bolt (rear brake backing plate)	2248
Booster assy. (power brake)	2005
Booster installation kit (power brake)	2A091
Booster repair kit (power brake)	2309
Boot (brake cylinder or caliper)	2206-7
Boot (brake master cylinder)	2180
Boot (brake pressure metering valve push rod)	2B445
Boot (front disc brake caliper)	2206-7
Boot (parking brake cable)	2K650
Boot (parking brake lever)	2A713
Boot (power brake booster push rod)	2A477
Brace (A/C compressor)	2888, 2889, 2A951
Bracket (A/C compressor adjusting)	2883
Bracket (A/C compressor mounting)	2882
Bracket (brake line support)	2A051
Bracket (brake pedal actuator)	2B189
Bracket (brake pressure differential valve)	2B260
Bracket (brake skid control actuator mounting)	2B371
Bracket (brake skid control module)	2B389
Bracket (brake speed control retarder valve mounting)	2B288
Bracket (brake tube support)	2K206, 2A275
Bracket (front brake hose support)	2082
Bracket (front disc brake caliper)	2B134-5
Bracket (parking brake cable)	2530-1
Bracket (parking brake cable equalizer rod)	2A816
Bracket (parking brake cable support)	2649
Bracket (parking brake cable to dash)	2857
Bracket (parking brake control mounting)	2795
Bracket (parking brake equalizer)	2631
Bracket (power brake booster mounting)	2031-2, 2A248
Bracket (rear brake hose support)	2073

PART NAME	GROUP NUMBER
B - cont'd.	
Bracket assy. (parking brake equalizer lever)	2A762
Brake shoe & lining assy. (front)	2018-9
Brake shoe & lining assy. (rear)	2218-9
Brush & holder (A/C compressor clutch)	2979
Bumper (brake pedal)	2B184
Bushing (brake & clutch pedal)	2471
Bushing (brake master cylinder push rod)	2A309, 2474
Bushing (brake pedal)	2461
Bushing (power brake booster lever)	2A150
Bushing (power brake booster piston guide)	2B014
Bushing (spare wheel carrier)	2461
Button (parking brake handle)	2791
C	
Cable (parking brake extension)	2853
Cable (parking brake intermediate)	2A815
Cable assy. (brake shoe adjusting lever)	2A178
Cable & conduit (parking brake front)	2853
Cable & conduit (parking brake rear)	2A635
Cable repair kit (parking brake)	2A753
Caliper assy. (front disc brake)	2B120-1
Caliper repair kit (front disc brake)	2221
Cap (A/C compressor belt idler pulley)	2894
Cap assy. (brake master cylinder filler)	2162
Clamp (power brake booster bellows)	2B155
Clamp (power brake booster hose)	2342
Clamp (P/S return line)	2344
Clip (brake hose)	2814
Clip (brake line)	2244
Clip (brake pressure control valve retainer)	2B266
Clip (front disc brake shoe anti-rattle)	2B164
Clip (front disc brake shoe hold down spring)	2066
Clip (parking brake cable)	2860
Clip (parking brake cable spring lock)	2814
Clip (power brake booster air filter cover)	2A485
Clip (power brake booster push rod to operating lever)	2525
Clutch & pulley (A/C compressor)	2884
Connector (brake pedal actuator)	2B188
Connector (brake tube)	2074-5
Connector (parking brake cable)	2A790
Control assy. (parking brake)	2780
Cover (brake adjusting hole)	2092
Cover (brake pedal pad)	2A487
Cover (parking brake pedal pad)	2A798
Cup (brake cylinder piston)	2201-2
Cup (brake master cylinder primary)	2173
Cup (brake shoe hold down spring)	2066
Cylinder assy. (brake master)	2140
Cylinder assy. (front brake)	2061-2
Cylinder assy. (rear brake)	2261-2
Cylinder repair kit (brake master)	2004
Cylinder repair kit (front brake)	2221
Cylinder repair kit (rear brake)	2128

COPYRIGHT © 1975 — FORD MOTOR COMPANY — DEARBORN, MICHIGAN

HALPERT_AUCTIONS

INDEX

PART NAME	GROUP NUMBER
D	
Diaphragm (power brake booster)	2A365
Diaphragm (power brake booster control valve)	2391
Disc (power brake booster control valve)	2414
Duct (brake scoop)	2259-60
E	
Elbow (brake differential valve)	2B387
Equalizer (parking brake cable)	2A602
Equalizer assy. (parking brake rear)	2768
F	
Field (A/C compressor clutch)	2987
Filter (brake skid control actuator air)	2B368
Filter (power brake booster air cleaner)	2A346
G	
Gasket (brake cylinder mounting)	2B194
Gasket (brake line connector)	2149
Gasket (brake master cylinder filler cap)	2167
Gasket (brake master cylinder mounting adapter)	2B355
Gasket (front brake backing plate to spindle)	2044
Gasket (front brake grease baffle)	2026
Gasket (front brake splash shield)	2B160
Gasket (power brake booster mounting bracket)	2B022
Grommet (parking brake release rod)	2K606
Grommet (power brake booster check valve)	2B176
Guard (power brake master cylinder push rod)	2A021
Guide (brake shoe adjusting lever cable)	2A179
Guide (parking brake cable)	2A697, 2A700
H	
Handle assy. (parking brake release)	2760
Head (A/C compressor cylinder)	2995
Hose (brake line)	2270
Hose (brake skid control actuator air)	2B369
Hose (brake skid control actuator vacuum)	2B370
Hose (brake vacuum motor to parking brake switch)	2A595
Hose (front brake)	2078
Hose (front disc brake)	2A420
Hose (parking brake)	2A596
Hose (parking brake release)	2A804
Hose (power brake booster reservoir to manifold)	2A047
Hose (rear brake)	2282
Hub (power brake booster diaphragm guide)	2B152
Hub (power brake booster valve seat)	2B153
I	
Idler (parking brake rear cable)	2A808
Insulator (automatic air leveler compressor mounting)	2A965
Insulator (front disc brake caliper locating pin)	2B299
K	
Key (front disc brake caliper support)	2B487
KIT - refer to appropriate noun name For example	
Lining kit (brake shoe)	2007
L	
Lever (brake shoe adjusting)	2A176-7
Lever (parking brake cable to secondary brake shoe)	2A637-8
Lever (parking brake equalizer)	2A605
Lever (power brake booster)	2431
Lever & bushing (power brake booster)	2A016
Lever & reaction ring (power brake booster)	2B154
Lining (front brake shoe)	2021-2
Lining (rear brake shoe)	2284-5
Lining kit (brake shoe)	2007
Link (brake cylinder to shoe)	2042
Link (parking brake cable connecting)	2861
Link (parking brake lever to primary brake shoe)	2A642
M	
Module (brake skid control)	2B373
N	
Nut (brake master cylinder brake tube)	2133
Nut (brake shoe adjusting screw)	2047
Nut (parking brake equalizer)	2091
Nut (parking brake equalizer rod)	2A796
P	
Pad (brake pedal)	2454, 7A624
Pad (brake pedal plate)	2457
Pad (front disc brake)	2018
Pedal assy. (brake)	2455
Pin (brake shoe hold down spring)	2069
Pin (front brake shoe anchor)	2027
Pin (front disc brake caliper locating)	2B296

HALPERT_AUCTIONS

INDEX

PART NAME	GROUP NUMBER
P - cont'd.	
Pin (parking brake handle locking)	2819
Pin (parking brake lever)	2107
Pin (power brake booster lever pivot)	2A020
Pin repair kit (brake shoe anchor)	2A423
Piston (brake cylinder)	2194-7
Piston (brake master cylinder)	2169
Piston (front disc brake caliper)	2196
Piston (power brake booster body)	2395
Plate (brake shoe anchor pin guide)	2028
Plate (front brake backing)	2012-3
Plate (front disc brake caliper anchor)	2B292-3
Plate (parking brake equalizer lever bracket mounting)	2A748
Plate (power brake booster body end)	2B275
Plate (power brake booster push rod locating)	2A476
Plate (rear brake backing)	2211-2
Plate & seal (power brake booster end)	2B093
Plug (power brake booster check valve)	2A246
Plunger (power brake booster)	2A385
Pulley (parking brake cable)	2804
R	
Reinforcement (rear brake hose bracket)	2B222
Reservoir assy. (power brake booster)	2A038
Retainer (brake master cylinder filler cap)	2B245
Retainer (brake master cylinder push rod)	2B224
Retainer (brake pedal shaft)	2B277
Retainer (brake skid control module)	2B375
Retainer (brake tube support)	2A407
Retainer (front disc brake caliper piston dust seal)	2A492
Retainer (parking brake cable rear)	2A709
Retainer (parking brake equalizer lever return spring)	2A616
Retainer (parking brake lever boot)	2A714
Retainer (parking brake lever pin)	2106
Retainer (parking brake ratchet bar locking spring)	2786
Retainer (parking brake spring)	2A787
Retainer (power brake booster piston)	2429
Retainer (power brake booster plunger return spring)	2B157
Retainer repair kit (brake shoe hold down)	2A094
Ring (power brake booster bellows wear)	2B074
Ring (power brake booster plunger cushion)	2A371
Ring (power brake booster tube to rear body)	2428
Rod (brake master cylinder push)	2143
Rod (parking brake equalizer)	2628
Rod (parking brake release handle)	2A760
Rod (power brake booster push)	2377
Rotor (brake skid control)	2B384
S	
Screw (brake cylinder bleeder)	2208
Screw (brake shoe adjusting)	2041
Seal (brake & clutch pedal)	2476
Seal (front disc brake caliper)	2A418
Seal (front disc brake piston)	2B115
Seal (power brake booster check valve)	2B073
Seal (power brake booster hub & diaphragm plate)	2303
Seal (power brake booster lever bushing outer)	2B347
Sensor assy. (brake skid control)	2B372
Shaft (A/C compressor belt idler pulley)	2876
Shaft (brake pedal)	2478
Shield (brake skid control speed sensor wire)	2B429
Shield (front disc brake)	2B116
Shield (front disc brake caliper)	2B127
Shield (front disc brake rotor)	2K004-5
Shoe & lining kit (brake)	2001
Shoe & lining kit (rear brake)	2200
Sleeve (parking brake equalizer lever retracting spring)	2A754
Snap ring (brake master cylinder piston)	2174
Snap ring (power brake booster piston guide bushing)	2A368
Socket (brake shoe adjusting screw)	2048
Spacer (A/C compressor mounting bracket)	2887
Spacer (brake master cylinder push rod)	2B129
Spacer (brake pedal)	2A188
Spacer (brake pedal support mounting)	2B180, 2B450
Spacer (brake shoe retracting spring)	2A352
Spacer (parking brake control mounting)	2849
Spring (brake cylinder piston return)	2204-5
Spring (brake pedal retracting)	2472
Spring (brake shoe adjusting screw)	2049
Spring (brake shoe hold down)	2068
Spring (brake shoe retracting)	2035-6
Spring (front disc brake caliper support)	2B486
Spring (parking brake cable positioning)	2745
Spring (parking brake lever retracting)	2L611
Spring (parking brake lever return)	2A651
Spring (parking brake link)	2A601
Spring (parking brake ratchet bar locking)	2788
Spring (parking brake release)	2634
Spring (parking brake release control)	2793
Spring (power brake booster control valve return)	2A157
Spring (power brake booster plunger return)	2B156
Spring & retainer (brake master cylinder piston return)	2145
Spring assy. (brake cylinder piston cup)	2204-5

COPYRIGHT © 1975 — FORD MOTOR COMPANY — DEARBORN, MICHIGAN

FINAL ISSUE

HALPERT_AUCTIONS

INDEX

PART NAME	GROUP NUMBER
S - cont'd.	
Stabilizer (front disc brake caliper housing)	2B295
Stop (power brake booster control valve piston)	2B132
Support (A/C compressor)	2978
Support (A/C compressor bracket)	2906
Support (A/C compressor mounting bracket)	2A881
Switch (brake pressure differential valve warning lamp)	2B264
T	
Tube (brake skid control actuator vacuum)	2B476
Tube assy. (brake & fuel line)	2265
Tube assy. (brake differential valve outlet)	2B329
Tube assy. (brake differential valve to actuator)	2B386
Tube assy. (brake master cylinder outlet rear)	2B253
Tube assy. (brake master cylinder to connector)	2A040
Tube assy. (brake master cylinder to front brake connector)	2-2264
Tube assy. (brake master cylinder to rear brake hose)	2265
Tube assy. (brake master cylinder to rear brake tube connector)	2A199
Tube assy. (brake pressure control valve inlet)	2B112
Tube assy. (brake pressure control valve outlet)	2B113
Tube assy. (brake pressure metering valve inlet)	2B162
Tube assy. (brake scoop)	2250
Tube assy. (brake skid control actuator to rear brake)	2B385
Tube assy. (front brake)	2263-4
Tube assy. (front brake fitting to connector)	2-2272
Tube assy. (front brake hose to connector)	2K039
Tube assy. (front brake hose to cylinder)	2A361-2
Tube assy. (front brake intermediate)	2B221
Tube assy. (front brake tube fitting to connector)	2A048
Tube assy. (front brake tube to differential valve)	2B269
Tube assy. (front disc brake caliper)	2K006, 2B126
Tube assy. (front disc brake caliper inlet)	2B166-8
Tube assy. (power brake booster)	2420
Tube assy. (power brake booster connector to manifold)	2543
Tube assy. (rear brake)	2267-8
Tube assy. (rear brake hose to valve)	2B255
Tubing (brake & fuel line)	2269
V	
Valve (brake master cylinder outlet check)	2178
Valve (brake pressure impulse)	2B363
Valve (brake pressure metering)	2B161
Valve (brake proportioning)	2091
Valve (front disc brake pressure control)	2B091
Valve (power brake booster check)	2A185, 2365
Valve (power brake booster control)	2A238
Valve assy. (brake pressure differential)	2B257
Valve assy. (brake speed control retard)	2B274
W	
Wiring assy. (A/C compressor clutch)	2A975
Wiring assy. (brake skid control actuator)	2B516
Wiring assy. (brake skid control sensor adapter)	2B394
Wiring & bracket assy. (brake skid control speed sensor)	2B430

HALPERT_AUCTIONS

YEAR	MODEL RESTRICTIONS	BRAKE SIZE ▲ (INCHES)	FRONT	REAR
	2001 SHOE and LINING KIT - BRAKE - For contents of kit refer to Section 20.1			
	- A -			
65/66	A (exc. 71, P/C, Taxi)	11 x 2 1/2 11 x 2 1/4	D1AZ 2001-B	C5AZ 2200-E
	A (71, P/C)	11 x 3 F.R. 11 x 2 1/4 F.R.	C5AZ 2001-C	C5AZ 2200-D
	A (Taxi)	11 x 3 bonded W.R. 11 x 2 1/2 bonded W.R.	C3AZ 2001-A	C3AZ 2200-A
66/67	A (disc brakes)		C6AZ 2001-B	(NOTE 1)
67	A (exc. 71, P/C, 8 cyl. 427 Special, Taxi)	11 x 2 1/2 11 x 2 1/4	D1AZ 2001-B	C5AZ 2200-E
	A (71, P/C, 8 cyl. 427 Special)	11 x 3 F.R. 11 x 2 1/4 F.R.	C5AZ 2001-C	C5AZ 2200-D
	A (Taxi)	11 x 3 bonded W.R. 11 x 2 1/2 bonded W.R.	C3AZ 2001-A	C3AZ 2200-A
68	A (exc. 71, P/C, Taxi)	11 x 2 1/2 11 x 2 1/4	D1AZ 2001-B	C5AZ 2200-E
	A (71)	11 x 3 11 x 2 1/4	C8AZ 2001-B	C5AZ 2200-E
	A (P/C)	11 x 3 F.R. 11 x 2 1/4 F.R.	C5AZ 2001-C	C5AZ 2200-D
	A (Taxi exc. N.Y. Taxi)	11 x 3 bonded W.R. 11 x 2 1/2 bonded W.R.	C3AZ 2001-A	C3AZ 2200-A
	A (N.Y. Taxi)	Disc 11 x 2 1/2 bonded W.R.	C9AZ 2001-C	C3AZ 2200-A
	A (disc brakes exc. P/C)		C9AZ 2001-C	(NOTE 1)
	A (disc brakes-P/C)		C8AZ 2001-C	(NOTE 1)
69	A	11 x 2 1/2	D1AZ 2001-B	
	A (w/self-adjusters except locking axles)	11 x 3	C8AZ 2001-B	
	A (w/manual-adjusters & all locking axles w/self-adj.)	11 x 3 F.R.	C5AZ 2001-C	
	A (w/manual adjusters)	11 x 3 bonded W.R. 11 x 2 1/2 bonded W.R.	C3AZ 2001-A	C3AZ 2200-A
	A (disc brakes-exc. P/C)		C9AZ 2001-C	(NOTE 1)
	A (exc. P/C with H/D disc brakes)		C9AZ 2001-C	(NOTE 1)
	A (P/C with H/D disc brakes)	11 x 2 1/4	D1AZ 2001-A	C9AZ 2200-A
	A (exc. P/C, Taxi, locking axles & disc brakes)	11 x 2 1/4		C5AZ 2200-E
	A (w/disc brakes & P/C w/drum brakes & all w/locking axles)	11 x 2 1/4 F.R.		C5AZ 2200-D
70	A	11 x 2 1/2	D1AZ 2001-B	
	A (w/self adjusters exc. P/C, Taxi, locking axles)	11 x 3	C8AZ 2001-B	
	A (w/manual adjusters & all locking axles w/self-adj.)	11 x 3 F.R.	C5AZ 2001-C	
	A (w/manual adjusters)	11 x 3 bonded W.R.	C3AZ 2001-A	
	A (exc. P/C with H/D disc brakes)		D0AZ 2001-D	(NOTE 1)
	A (P/C with H/D disc brakes)		D1AZ 2001-A	(NOTE 1)
	A (w/manual adjusters & bonded brakes)	11 x 2 1/2 bonded W.R.		C3AZ 2200-A
	A (exc. P/C, Taxi, locking axles & disc brakes)	11 x 2 1/4		C5AZ 2200-E
	A (P/C w/ H/D disc brakes)	11 x 2 1/4		C9AZ 2200-A
	A (w/disc brakes & P/C w/drum brakes & all w/locking axles	11 x 2 1/4 F.R.		C5AZ 2200-D
71/	A	11 x 2 1/2	D1AZ 2001-B	
	A (exc. Taxi with H/D brakes) "Before 11/9/70"	11 x 3	C8AZ 2001-B	
	A (exc. Taxi with H/D brakes) "From 11/9/70"	11 x 3	D1AZ 2001-C	
	A (Taxi with H/D brakes)	11 x 3 W.R.	C3AZ 2001-A	

▲ F.R. - Fade Resistant optional on all models, W.R. - Wear Resistant

NOTE 1 - For rear lining on vehicles with disc brakes refer to appropriate drum brake application

COPYRIGHT © 1975 — FORD MOTOR COMPANY — DEARBORN, MICHIGAN

HALPERT_AUCTIONS

2001 SHOE and LINING KIT - BRAKE - continued - For contents of kit refer to Section 20.1

YEAR	MODEL RESTRICTIONS	BRAKE SIZE ▲ (INCHES)	FRONT	REAR
	- A -			
71/	A (exc. P/C)-disc brakes		D0AZ 2001-D	(NOTE 1)
	A (P/C with H/D disc brakes) "Before 1/4/71"		D0AZ 2001-D	(NOTE 1)
	A (P/C with H/D disc brakes) "From 1/4/71"		Not available	
	A (P/C with extra H/D disc brakes)- "Before 1/4/71"		D1AZ 2001-A	(NOTE 1)
	A (P/C with extra H/D disc brakes) - "From 1/4/71"		D1AZ 2001-D	(NOTE 1)
	A (exc. P/C with extra H/D disc brakes, Taxi, manual adjusters)	11 x 2 1/4		C5AZ 2200-E
	A (exc. P/C with extra H/D disc brakes, Taxi, manual adjusters)	11 x 2 1/4 F.R.		C5AZ 2200-D
	A (P/C with extra H/D disc brakes)	11 x 2 1/4		C9AZ 2200-A
	A (Taxi, manual adjusters)	11 x 2 1/2 bonded W. R.		C3AZ 2200-A
	- B -			
65	B (exc. 71, P/C, Taxi)	10 x 2 1/4 10 x 1 3/4	★C7OZ 2001-B r/b D1OZ 2001-C	C7ZZ 2200-A
	B (71)	10 x 2 1/2 F.R.	C6OZ 2001-A	C6OZ 2001-A
	B (P/C)	10 x 2 1/2 F.R. 10 x 2 F.R.	C6OZ 2001-A	C6OZ 2200-A
	B (Taxi)	10 x 2 1/2 bonded W.R. 10 x 2 bonded W.R.	C2OZ 2001-E	C2OZ 2200-B
66	B (54, 62)-except 8 cyl. 390	10 x 2 1/4	★C7OZ 2001-B r/b D1OZ 2001-C	
	B (except P/C, Taxi)	10 x 2 1/4 10 x 1 3/4	★C7OZ 2001-B r/b D1OZ 2001-C	C7ZZ 2200-A
	B (54, 62)-8 cyl. 390	10 x 2 1/2 F.R. 10 x 2 F. R.	C6OZ 2001-A	C6OZ 2200-A
	B (63, 76)	10 x 2 1/2 F.R. 10 x 2 F. R.	C6OZ 2001-A	C6OZ 2200-A
	B (71)-except 8 cyl. 390	10 x 2 1/2 F.R. 10 x 2 F. R.	C6OZ 2001-A	C6OZ 2200-A
	B (P/C)	10 x 2 1/2 F.R. 10 x 2 F.R.	C6OZ 2001-A	C6OZ 2200-A
	B (71)-8 cyl. 390	10 x 2 1/2 F.R.	C6OZ 2001-A	C6OZ 2001-A
	B (Taxi)	10 x 2 1/2 bonded W.R 10 x 2 bonded W.R.	C2OZ 2001-E	C2OZ 2200-B
67	B (Taxi)	10 x 2 1/2 bonded W.R. 10 x 2 bonded W.R.	C2OZ 2001-E	C2OZ 2200-B
	B (disc brakes-exc. 8 cyl. 427)		C5ZZ 2001-B	(NOTE 1)
	B (disc brakes-8 cyl. 427)		C7OZ 2001-C	(NOTE 1)
67/68	B (exc. 71, P/C, 8 cyl. 390, 427, 428CJ, Taxi)	10 x 2 1/4 10 x 1 3/4	★C7OZ 2001-B r/b D1OZ 2001-C	C7ZZ 2200-A
	B(exc.71)-8 cyl. 390 B(71)-exc.8 cyl. 390,427,428 B(P/C)	10 x 2 1/2 F.R. 10 x 2 F.R.	C6OZ 2001-A	C6OZ 2200-A
	B(exc.71)-8 cyl. 428 B (66) B(71)-8 cyl. 390,427,428	10 x 2 1/2 F.R.	C6OZ 2001-A	C6OZ 2001-A
68	B (Taxi)	10 x 2 1/2 F.R. 10 x 2 F.R.	C6OZ 2001-A	C6OZ 2200-A
	B (disc brakes)		D0OZ 2001-C	(NOTE 1)
69	B (54, 63, 65 w/6 cyl. 250, 8 cyl. 302 eng. exc. P/C & Taxi)	10 x 2 1/4 10 x 2 F.R.	★C7OZ 2001-B r/b D1OZ 2001-C	C6OZ 2200-A
	B (54,63,65 w/6 cyl. 250, 8 cyl. 302 eng.-P/C & Taxi)	10 x 2 1/2 F.R. 10 x 2 F.R.	C6OZ 2001-A	C6OZ 2200-A
	B (66, 71, 76 w/6 cyl. 250, 8 cyl. 302)	10 x 2 1/2 F.R. 10 x 2 F.R.	C6OZ 2001-A	C6OZ 2200-A

▲ F. R. - Fade Resistant optional on all models, W. R. - Wear Resistant
NOTE 1 - For rear lining on vehicles with disc brakes refer to appropriate drum brake application

HALPERT_AUCTIONS

YEAR	MODEL RESTRICTIONS	BRAKE SIZE (INCHES)	FRONT	REAR
	2001 SHOE and LINING KIT - BRAKE - continued - For contents of kit refer to Section 20.1			
	- B -			
69	B (54,65,76 w/8 cyl. 351,390)	10 x 2 1/2 F. R. 10 x 2 F.R.	C6OZ 2001-A	C6OZ 2200-A
	B (66,71 w/8 cyl.351,390) B (8 cyl. 428)	10 x 2 1/2 F.R.	C6OZ 2001-A	C6OZ 2001-A
	B (disc brakes)		D0OZ 2001-C	(NOTE 1)
70	B(54,57,62,63,65)-6 cyl. & 8 cyl.302	10 x 2 1/4	★C7OZ 2001-B r/b D1OZ 2001-C	
	B (54,57,63,65)-8 cyl.351,429 B(62) 8 cyl.351	10 x 2 1/2 F.R.	C6OZ 2001-A	
	B (66,71,76)-6 cyl. & 8 cyl.302,351,429	10 x 2 1/2 F.R.	C6OZ 2001-A	
	B (disc brakes)-exc. P/C		D0OZ 2001-C	(NOTE 1)
	B (disc brakes)-P/C		D1GY 2001-A	(NOTE 1)
	B(exc.66,71)	10 x 2 F.R.		C6OZ 2200-A
	B (66,71)-6 cyl.& 8 cyl.302	10 x 2 F.R.		C6OZ 2200-A
	B (66,71)-8 cyl.351,429	10 x 2 1/2 F.R.		C6OZ 2001-A
71	B (54,57,63,65)-6 cyl.&8 cyl.302 "Before 10/20/70"	10 x 2 1/4	★C7OZ 2001-B r/b D1OZ 2001-C	
	B (54,57,63,65)-6 cyl.&8 cyl.302 "From 10/20/70"	10 x 2 1/4	D1OZ 2001-E	
	B (54,57,63,65)-8 cyl.351,429 "Before 10/20/70" B (66,71,76) "Before 10/20/70"	10 x 2 1/2 F.R.	C6OZ 2001-A	
	B (54,57,63,65)-8 cyl.351,429 "From 10/20/70" B (66,71,76) "From 10/20/70"	10 x 2 1/2	D1OZ 2001-B	
	B (disc brakes)-exc. P/C		D0OZ 2001-C	(NOTE 1)
	B (disc brakes)-P/C		D1GY 2001-A	(NOTE 1)
	B (54,57,63,65,76) B (66,71)-6 cyl. & 8 cyl. 302)	10 x 2 F.R.		C6OZ 2200-A
	B (66,71)-8 cyl.351,429)	10 x 2 1/2 F.R.		C6OZ 2001-A
72	B (exc. P/C)-disc brakes		D2OZ 2001-C	
	B (P/C)-disc brakes		D2OZ 2001-D	
	B (53,63,65) - exc. P/C	10 x 2 F.R.		C6OZ 2200-A
	B (53,65)-P/C	11 x 2 1/4 F.R.		C5AZ 2200-D
	B (71,97)-6 cyl. & 8 cyl. 302	10 x 2 F.R.		C6OZ 2200-A
	B (71,97)-8 cyl. 351,400,429	10 x 2 1/2 F.R.		C6OZ 2001-A
	- F -			
65/66	F (6 cyl.except 76)	9 x 2 1/4 9 x 1 1/2	C4DZ 2001-A	C4DZ 2200-A
	F (6 cyl.-76)	9 x 2 1/4	C4DZ 2001-A	C4DZ 2001-A
	F (8 cyl.)	10 x 2 1/4 10 x 1 3/4	★C7OZ 2001-B r/b D1OZ 2001-C	C7ZZ 2200-A
65/67	F (disc brakes)		C5ZZ 2001-B	NOTE 1
67/68	F (6 cyl.)	9 x 2 1/4 9 x 1 1/2	C4DZ 2001-A	C4DZ 2200-A
	F (8 cyl.289,302)	10 x 2 1/4 10 x 1 3/4	★C7OZ 2001-B r/b D1OZ 2001-C	C7ZZ 2200-A
	F (8 cyl.390)	10 x 2 1/2 F.R. 10 x 1 3/4	C6OZ 2001-A	C7ZZ 2200-A
68	F (8 cyl.427)	10 x 2 1/2 F.R. 10 x 2 F.R.	C6OZ 2001-A	C6OZ 2200-A
	F (8 cyl.428)	10 x 2 1/2 F.R.	C6OZ 2001-A	C6OZ 2001-A
	F (disc brakes)		D0OZ 2001-C	NOTE 1
69	F (6 cyl.200)	9 x 2 1/4 9 x 1 1/2	C4DZ 2001-A	C4DZ 2200-A
	F (6 cyl.250,8 cyl.302)	10 x 2 1/4 10 x 1 3/4	★C7OZ 2001-B r/b D1OZ 2001-C	C7ZZ 2200-A
	F (8 cyl.351,390)	10 x 2 1/2 F.R. 10 x 2 F.R.	C6OZ 2001-A	C6OZ 2200-A
	F (8 cyl.428)	10 x 2 1/2 F.R.	C6OZ 2001-A	C6OZ 2001-A
	F (disc brakes)		D0OZ 2001-C	NOTE 1

▲ F.R. - Fade Resistant optional on all models, W. R. - Wear Resistant
NOTE 1 - For rear lining on vehicles with disc brakes refer to appropriate drum brake application

COPYRIGHT © 1975 — FORD MOTOR COMPANY — DEARBORN, MICHIGAN

HALPERT_AUCTIONS

YEAR	MODEL RESTRICTIONS	BRAKE SIZE ▲ (INCHES)	FRONT	REAR
	2001 SHOE and LINING KIT - BRAKE - continued - For contents of kit refer to Section 20.1			
	- F -			
70	F (6 cyl. 200)	9 x 2 1/4 9 x 1 1/2	C4DZ 2001-A	C4DZ 2200-A
	F (6 cyl. 250, 8 cyl. 302-2/B)	10 x 2 1/4 10 x 1 3/4	★C7OZ 2001-B r/b D1OZ 2001-C	C7ZZ 2200-A
	F (Boss 302)	10 x 2 F.R.		C6OZ 2200-A
	F (8 cyl. 351, 428)	10 x 2 1/2 F.R. 10 x 2 F.R.	C6OZ 2001-A	C6OZ 2200-A
	F (disc brakes)		D0OZ 2001-C	NOTE 1
71	F (6 cyl. & 8 cyl. 302) "Before 10/20/70"	10 x 2 1/4	★C7OZ 2001-B r/b D1OZ 2001-C	
	F (6 cyl. & 8 cyl. 302) "From 10/20/70 to 5/21/71"	10 x 2 1/4	D1OZ 2001-C	
	F (6 cyl. & 8 cyl. 302) "From 5/21/71"	10 x 2 1/4	D1OZ 2001-E	
	F (8 cyl. 351, 429) "Before 10/20/70"	10 x 2 1/2 F.R.	C6OZ 2001-A	
	F (8 cyl. 351, 429) "From 10/20/70 to 5/21/71"	10 x 2 1/2	D1OZ 2001-B	
	F (8 cyl. 351, 429) "From 5/21/71"	10 x 2 1/2	D1OZ 2001-B	
	F (disc brakes)		D0OZ 2001-C	NOTE 1
	F (6 cyl. & 8 cyl. 302-2/B)	10 x 1 3/4		C7ZZ 2200-A
	F (Boss 302 & 8 cyl. 351, 429)	10 x 2 F.R.		C6OZ 2200-A
72	F	10 x 2 1/2	D1OZ 2001-B	
	F (disc brakes)		D0OZ 2001-C	
	F (6 cyl. & 8 cyl. 302)	10 x 1 3/4		C7ZZ 2200-A
	F (8 cyl. 351, 429)	10 x 2 F.R.		C6OZ 2200-A
	- L -			
71	L	9 x 2	D1FZ 2001-A	
	L (disc brakes)		D1FZ 2001-B	NOTE 1
	L "Before 4/21/71"	9 x 1 1/2		★D1FZ 2200-A r/b D1FZ 2200-B
	L "From 4/21/71"	9 x 1 1/2		D1FZ 2200-B
72	L	9 x 2	D1FZ 2001-A	
	L (disc brakes)		D1FZ 2001-B	NOTE 1
	L (exc. 73)	9 x 1 1/2		D1FZ 2200-B
	L (73)	9 x 1 3/4		D2FZ 2200-A
	-P -			
70	P (6 cyl.)	9 x 2 1/4 9 x 1 1/2	C4DZ 2001-A	C4DZ 2200-A
71	P (6 cyl.)	9 x 2 1/4	D1DZ 2001-B	
	P (6 cyl. 250) "Before 10/20/70"	10 x 2 1/4	★C7OZ 2001-B r/b D1OZ 2001-C	
	P (6 cyl. 250 & 8 cyl.) "From 10/20/70 to 5/21/71"	10 x 2 1/4	D1OZ 2001-C	
	P (6 cyl. 250 & 8 cyl.) "From 5/21/71"	10 x 2 1/4	D1OZ 2001-E	
	P (6 cyl.) "Before 4/21/71"	9 x 1 1/2		D1DZ 2200-A
	P (6 cyl.) "From 4/21/71"	9 x 1 1/2		D1DZ 2200-B
	P (6 cyl. 250 & 8 cyl.)	10 x 1 3/4		C7ZZ 2200-A
72	P (6 cyl.)	9 x 2 1/4	D1DZ 2001-B	
	P (6 cyl. 250 & 8 cyl.)	10 x 2 1/2	D1OZ 2001-B	
	P (6 cyl.)	9 x 1 1/2		D1DZ 2200-B
	P (6 cyl. 250 & 8 cyl.)	10 x 1 3/4		C7ZZ 2200-A
	-S -			
65/66	S	Disc 11 x 2 1/2	C7VY 2001-A	C3SZ 2200-B
67	S	Disc 11 x 2 1/4 11 x 2 1/4 F.R.	C6AZ 2001-B	C5AZ 2200-E C5AZ 2200-D
68	S	Disc 11 x 2 1/4 11 x 2 1/4 F.R.	C9AZ 2001-C	C5AZ 2200-E C5AZ 2200-D
69	S	Disc 11 x 2 1/4 F.R.	C9AZ 2001-C	C5AZ 2200-D

▲ F.R. - Fade Resistant optional on all models
NOTE 1 - For rear lining on vehicles with disc brakes refer to appropriate drum brake application

HALPERT_AUCTIONS

YEAR	MODEL RESTRICTIONS	BRAKE SIZE ▲ (INCHES)	FRONT	REAR
2001	**SHOE and LINING KIT - BRAKE - continued** - For contents of kit refer to Section 20.1			
	- S -			
70/71	S	Disc 11 x 2 1/4 F.R.	D0AZ 2001-D	C5AZ 2200-D
72	S	Disc 11 x 2 1/4 F.R.	D3SZ 2001-A	C5AZ 2200-D
	- U -			
66/	U	11 x 2	C8TZ 2001-B	
	U (2780 lb. axle) " Before Ser. 872,001"	10 x 2 1/2 Wagner		C6TZ 2001-E
	U (2780 lb. axle) " From Ser. 872,001"	10 x 2 1/2 Wagner		C6TZ 2001-F
	U (3300 lb. axle)	11 x 1 3/4 Bendix		C8TZ 2200-C
	- X -			
65	X (8 cyl.)	10 x 2 1/4 10 x 1 3/4	★C7OZ 2001-B r/b D1OZ 2001-C	C7ZZ 2200-A
	X (6 cyl. -54, 62, 63)-	9 x 2 1/4 9 x 1 1/2	C4DZ 2001-A	C4DZ 2200-A
	X (6 cyl. -59, 66, 71, 76, 78)-	9 x 2 1/4	C4DZ 2001-A	C4DZ 2001-A
66	X (6 cyl. -54, 62)	9 x 2 1/4 9 x 1 1/2	C4DZ 2001-A	C4DZ 2200-A
	X (6 cyl. -66)	10 x 2 1/2 F.R. 10 x 2 F.R.	C6OZ 2001-A	C6OZ 2200-A
	X (6 cyl. -71)	10 x 2 1/4 10 x 2 F.R.	★C7OZ 2001-B r/b D1OZ 2001-C	C6OZ 2200-A
	X (8 cyl. 54, 62)	10 x 2 1/4 10 x 1 3/4	★C7OZ 2001-B r/b D1OZ 2001-C	C7ZZ 2200-A
	X (8 cyl. -66)	10 x 2 1/2 F.R.	C6OZ 2001-A	C6OZ 2001-A
	X (8 cyl. -71)	10 x 2 1/2 F.R. 10 x 2 F.R.	C6OZ 2001-A	C6OZ 2200-A
67	X (disc brakes)		C5ZZ 2001-B	(NOTE 1)
67/68	X (6 cyl. -54, 62)	9 x 2 1/4 9 x 1 1/2	C4DZ 2001-A	C4DZ 2200-A
67	X (6 cyl. -71) " Before 10/20/66"	10 x 2 1/4 10 x 2 F.R.	★C7OZ 2001-B r/b D1OZ 2001-C	C6OZ 2200-A
67/68	X (6 cyl. -71) " From 10/20/66"	10 x 2 1/2 F.R. 10 x 2 F.R.	C6OZ 2001-A	C6OZ 2200-A
	X (8 cyl. -54, 62)	10 x 2 1/4 10 x 1 3/4	★C7OZ 2001-B r/b D1OZ 2001-C	C7ZZ 2200-A
	X (8 cyl. -71)	10 x 2 1/2 F.R. 10 x 2 F.R.	C6OZ 2001-A	C6OZ 2200-A
68	X (disc brakes)		D0OZ 2001-C	(NOTE 1)
69	X (54, 62 w/6 cyl. engine)	9 x 2 1/4 9 x 1 1/2	C4DZ 2001-A	C4DZ 2200-A
	X (71)	10 x 2 1/2 F.R. 10 x 2 F.R.	C6OZ 2001-A	C6OZ 2200-A
	X (54, 62 w/8 cyl. engine)	10 x 2 1/4 10 x 2 F.R.	★C7OZ 2001-B r/b D1OZ 2001-C	C6OZ 2200-A
	X (disc brakes)		D0OZ 2001-C	(NOTE 1)
70	X (54, 62 w/6 cyl.)	9 x 2 1/4 9 x 1 1/2	C4DZ 2001-A	C4DZ 2200-A
	X (54, 62 w/8 cyl.)	10 x 2 1/4 10 x 2 F.R.	★C7OZ 2001-B r/b D1OZ 2001-C	C6OZ 2200-A
	X (71)	10 x 2 1/2 F.R. 10 x 2 F.R.	C6OZ 2001-A	C6OZ 2200-A
	X (disc brakes)		D0OZ 2001-C	(NOTE 1)

YEAR	MODEL	DESCRIPTION	QTY.	PART NUMBER
2B002	**ACTUATOR ASSY. - BRAKE SKID CONTROL**			
69	S		1	D0SZ 2B002-A
70	S "Before 3/16/70"		1	D0SZ 2B002-A
	S "From 3/16/70"		1	D1SZ 2B002-B
71	S		1	D1SZ 2B002-A
72	S	#D2LA 2B002-AB,AC	1	D2LY 2B002-A

▲ F.R. - Fade Resistant optional on all models # Identification Marking

NOTE 1 - For rear lining on vehicles with disc brakes refer to appropriate drum brake application

COPYRIGHT © 1975 — FORD MOTOR COMPANY — DEARBORN, MICHIGAN

2004 CYLINDER REPAIR KIT - BRAKE MASTER

Refer to Group 2140 for Model Application

C1SZ 2004-A - consists of

1	C1VV 2A034-A	Seat
1	C1SS 2169-A	Piston
1	C1VV 2173-A	Cup
1	C1VV 2178-A	Valve
1	97421-S	Ring

C4AZ 2004-A - consists of

1	C3AA 2169-A	Piston
1	C2AA 2173-A	Cup
1	C4AA 2178-A	Valve
1	0A 2180	Boot
1	C1TT 7821-A	Snap ring

C4OZ 2004-A - consists of

1	C3AA 2169-B	Piston
1	C2AA 2173-A	Cup
1	C4AA 2178-A	Valve
1	C1TT 7821-A	Snap ring

C5SZ 2004-A - consists of

1	C1VV 2A034-A	Seat
1	C5SZ 2172-A	Piston
1	C5SZ 2173-A	Cup
1	C1VV 2178-A	Valve
1	97614-S	Snap ring

C5TZ 2004-A - consists of

1	C5TZ 2169-A	Piston
1	C5TZ 2173-A	Cup
1	C5TZ 2174-A	Snap ring
1	C5TZ 2178-A	Valve
1	C5TZ 2180-A	Boot

C5VY 2004-A - consists of

1	C5VY 2172-A	Piston
1	C2AA 2173-A	Cup
1	C4AA 2178-A	Valve
1	97615-S	Retainer

C6AZ 2004-A - consists of

1	C6AA 2143-A	Rod
1	C6AA 2169-A	Piston
1	C2AA 2173-A	Cup
1	C4AA 2178-A	Valve
1	0A 2180	Boot
1	C6AA 2B224-A	Retainer
1	C1TT 7821-A	Snap ring

C6ZZ 2004-A - consists of

1	C1VV 2A034-A	Seat
1	C5SZ 2173-A	Cup
1	C1VV 2178-A	Valve
1	97614-S	Retainer
1	616034	Boot
1	2226008	Piston

C7AZ 2004-B - consists of

1	C7AZ 2169-A	Piston
2	C7AA 2175-A	Valve
2	C7AA 2183-A	Spring
2	C7AA 2B220-A	Seat
1	C7AZ 2A502-A	Piston
1	C7AA 2A511-B	Stop
1	87002-S93	"O" ring
1	97614-S	Retainer
2	381752-S200	Screw

C7AZ 2004-C - consists of

1	C7AZ 2169-B	Piston
1	C7AZ 2A502-B	Piston
1	C7AA 2175-A	Valve
1	C7AA 2183-A	Spring
1	C7AA 2B220-A	Seal
1	C7AA 2A511-B	Stop
1	TAAK 7821-A	Snap ring
1	87002-S93	"O" ring

C7AZ 2004-F - consists of

1	C7AZ 2169-E	Piston
1	C7AA 2175-A	Valve
1	0A 2180	Boot
1	C7AA 2183-A	Spring
1	C7AA 2B220-A	Seat
1	C7AZ 2B224-A	Retainer
1	C7AZ 2A502-E	Piston
1	C7AA 2A511-B	Stop
1	C1TT 7821-A	Snap ring
1	87002-S93	"O" ring

C7AZ 2004-G - consists of

1	C7AA 2143-C	Rod
1	C8AA 2169-A	Piston
2	C7AA 2175-A	Valve
1	0A 2180	Boot
2	C7AA 2183-A	Spring
2	C7AA 2B220-A	Seat
1	C7AZ 2B224-A	Retainer
1	C8AA 2A502-A	Piston
1	C7AA 2A511-B	Stop
1	C1TT 7821-A	Snap ring
1	87002-S93	"O" ring

C7OZ 2004-D - consists of

1	C7OA 2143-A	Rod
1	C8AA 2169-A	Piston
2	C7AA 2175-A	Valve
1	0A 2180	Boot
2	C7AA 2183-A	Spring
2	C7AA 2B220-A	Seat
1	C7AZ 2B224-A	Retainer
1	C8AA 2A502-A	Piston
1	C7AA 2A511-B	Stop
1	C1TT 7821-A	Snap ring
1	87002-S93	"O" ring

★C7VY 2004-A - r/b D0AZ 2004-C consists of

1	C7VY 2169-A	Piston
1	C7AA 2175-A	Valve
1	C7AA 2183-A	Spring
1	C7AA 2B220-A	Seat
1	C8AZ 2A502-B	Piston
1	C8AZ 2A512-A	"O" ring
1	C1TT 7821-A	Snap ring
1	87002-S93	"O" ring
1	381752-S200	Screw

C8AZ 2004-A - consists of

1	C8AZ 2143-A	Rod
1	C8AZ 2169-A	Piston
1	C7AA 2175-A	Valve
1	0A 2180	Boot
1	C7AA 2183-A	Spring
1	C7AA 2B220-A	Seat
1	C7AA 2B224-A	Retainer
1	C8AZ 2A502-C	Piston
1	C8AZ 2A512-A	"O" ring
1	C1TT 7821-A	Snap ring
1	87002-S93	"O" ring
1	381752-S200	Screw

★C8OZ 2004-A - r/b C9OZ 2004-B consists of

1	C7OZ 2169-A	Piston
1	C7AA 2175-A	Valve
1	C7AA 2183-A	Spring
1	C7AA 2B220-A	Seat
1	C8OZ 2A502-B	Piston
1	C8AZ 2A512-A	"O" ring
1	87002-S93	"O" ring
1	97614-S	Snap ring
1	381752-S200	Screw

HALPERT_AUCTIONS

2004 CYLINDER REPAIR KIT - BRAKE MASTER - continued - Refer to Group 2140 for Model Application

★C8ZZ 2004-A - r/b D0AZ 2004-B consists of

1	C7ZZ	2169-B	Piston
1	C7AA	2175-A	Valve
1	C7AA	2183-A	Spring
1	C7AA	2B220-A	Seat
1	C8ZZ	2A502-B	Piston
1	C8AZ	2A512-A	"O" ring
1	C1TT	7821-A	Snap ring
1	87002-S93		"O" ring
1	381752-S200		Screw

C9AZ 2004-A - consists of

1	C9AA	2143-C	Rod
1	C9AA	2169-C	Piston
2	C9AA	2175-A	Valve
1	0A	2180	Boot
2	C7AA	2183-A	Spring
2	C9AA	2B220-A	Seat
1	C7AZ	2B224-A	Retainer
1	C9AA	2A502-C	Piston
1	D2AA	2A511-AA	Stop
1	C1TT	7821-A	Snap ring
1	87002-S93		"O" ring

★C9AZ 2004-B - r/b D0AZ 2004-C consists of

1	C9AZ	2169-D	Piston
1	C7AA	2175-A	Valve
1	C7AA	2183-A	Spring
1	C9AZ	2B220-A	Seat
1	C9AZ	2A502-D	Piston
1	C9AZ	2A511-A	Stop
1	C8AZ	2A512-A	"O" ring
1	97615-S		Ring
1	381752-S200		Screw

C9AZ 2004-C - consists of

1	C9AZ	2143-A	Pad
1	C9AZ	2169-B	Piston
1	C7AA	2175-A	Valve
1	C5TZ	2180-A	Boot
1	C7AA	2183-A	Spring
1	C9AZ	2B220-A	Seat
1	C7AZ	2B224-A	Retainer
1	C9AZ	2A502-B	Piston
1	C9AZ	2A511-A	Stop
1	C8AZ	2A512-A	"O" ring
1	97615-S		Ring
1	381752-S200		Screw

C9AZ 2004-D - consists of

1	C9AZ	2169-E	Piston
1	C7AA	2175-A	Valve
1	C7AA	2183-A	Spring
1	C9AZ	2B220-A	Seat
1	C9AZ	2A502-C	Piston
1	C9AZ	2A511-A	Stop
1	C8AZ	2A512-A	"O" ring
1	97615-S		Ring
1	381752-S200		Screw

C9OZ 2004-A - consists of

1	C9OZ	2143-B	Rod
1	C9AA	2169-C	Piston
2	C9AA	2175-A	Valve
1	0A	2180	Boot
2	C7AA	2183-A	Spring
2	C9AA	2B220-A	Seat
1	C7AZ	2B22[illegible]-A	Retainer
1	C9AA	2A502-C	Piston
1	D2AA	2A511-AA	Stop
1	C1TT	7821-A	Snap ring
1	87002-S93		"O" ring

C9OZ 2004-B - consists of

1	C7OZ	2169-A	Piston
1	C7AA	2175-A	Valve
1	C7AA	2183-A	Spring
1	C9AZ	2B220-A	Seat
1	C8OZ	2A502-B	Piston
1	C9AZ	2A511-A	Stop
1	C8AZ	2A512-A	"O" ring
1	97614-S		Ring
1	381752-S200		Screw

C9ZZ 2004-A - consists of

1	C9ZZ	2169-A	Piston
1	C7AA	2175-A	Valve
1	C7AA	2183-A	Spring
1	C9AZ	2B220-A	Seat
1	C9ZZ	2A502-B	Piston
1	C9AZ	2A511-A	Stop
1	C8AZ	2A512-A	"O" ring
1	97615-S		Ring
1	381752-S200		Screw

D0AZ 2004-B - consists of

1	C8ZZ	2004-A	Kit
1	C7AA	2A511-B	Stop
1	C9AZ	2A511-A	Stop

D0AZ 2004-C - consists of

1	C9AZ	2169-D	Piston
1	C7AA	2175-A	Valve
1	C7AA	2183-A	Spring
1	C7AA	2B220-A	Seat
1	C9AZ	2A502-D	Piston
1	C9AZ	2A511-A	Stop
1	C7AA	2A511-B	Stop
1	C8AZ	2A512-A	"O" ring
1	87002-S93		"O" ring
1	97615-S		Ring
1	381752-S200		Screw

D1FZ 2004-A - consists of

1	C9AA	2143-C	Rod
1	D12A	2169-AB	Piston
2	C9AA	2175-A	Valve
1	0A	2180	Boot
2	C7AA	2183-A	Spring
2	C9AA	2B220-A	Seat
1	C7AZ	2B224-A	Retainer
1	D12A	2A502-AB	Piston
1	D2AA	2A511-AA	Stop
1	87002-S93		Ring
1	97614-S		Ring

D1FZ 2004-C - consists of

1	C0DD	2A122-A	or
	D4DA	2B220-AA	Seat
1	C9AA	2143-C	Rod
1	D12A	2169-BB	Piston
1	C9AA	2175-A	Valve
1	0A	2180	Boot
1	C7AA	2183-A	Spring
1	C9AA	2B220-A	Seat
1	C7AZ	2B224-A	Retainer
1	D12A	2A502-BA	Piston
1	D2AA	2A511-AA	Stop
1	87002-S93		Ring
1	97614-S		Ring

COPYRIGHT © 1975 — FORD MOTOR COMPANY — DEARBORN, MICHIGAN

2004 CYLINDER REPAIR KIT - BRAKE MASTER - continued - Refer to Group 2140 for Model Application

D1ZZ 2004-A - consists of

1	D1ZA 2143-AA	Rod
1	C9AA 2169-C	Piston
2	C9AA 2175-A	Valve
1	0A 2180	Boot
2	C7AA 2183-A	Spring
2	C9AA 2B220-A	Seat
1	C7AZ 2B224-A	Retainer
1	C9AA 2A502-C	Piston
1	D2AA 2A511-AA	Stop
1	87002-S93	Ring
1	97615-S	Ring

D2AZ 2004-A - consists of

1	C9AA 2143-C	Rod
1	D2AA 2169-AA	Piston
1	0A 2180	Boot
2	C0DD 2A122-A	or
	D4DA 2B220-AA	Seat
1	C7AZ 2B224-A	Retainer
1	D2AA 2A502-AA	Piston
1	D2AA 2A511-AA	Stop
1	87002-S93	"O" ring
1	97615-S	Ring

D2AZ 2004-C - consists of

1	D2AZ 2169-B	Piston
2	D2AZ 2B220-A	Seat
1	D2AZ 2A502-B	Piston
1	D2AZ 2A511-A	Stop
1	97614-S	Ring
1	381752-S200	Screw

D2DZ 2004-A - consists of

1	C90A 2143-B	Rod
1	D2AA 2169-AA	Piston
1	0A 2180	Boot
2	C0DD 2A122-A	or
	D4DA 2B220-AA	Seat
1	C7AZ 2B224-A	Retainer
1	D2AA 2A502-AA	Piston
1	D2AA 2A511-AA	Stop
1	87002-S93	"O" ring
1	97615-S	Ring

D2FZ 2004-C - consists of

1	C9AA 2143-C	Rod
1	D2AA 2169-CA	Piston
1	0A 2180	Boot
2	C0DD 2A122-A	or
	D4DA 2B220-AA	Seat
1	C7AZ 2B224-A	Retainer
1	D12A 2A502-BA	Piston
1	D2AA 2A511-AA	Stop
1	87002-S93	"O" ring
1	97614-S	Ring

D2FZ 2004-E - consists of

1	C9AA 2143-C	Rod
1	D22A 2169-CB	Piston
1	0A 2180	Boot
2	C0DD 2A122-A	or
	D4DA 2B220-AA	Seat
1	C7AZ 2B224-A	Retainer
1	D22A 2A502-AA	Piston
1	D2AA 2A511-AA	Stop
1	87002-S93	"O" ring
1	97614-S	Ring

★D2OZ 2004-A -r/b D4OZ 2004-A consists of

1	C0DD 2A122-A	Seat
1	D2OA 2143-AA	Rod
1	D3AA 2169-AA	Piston
1	0A 2180	Boot
1	C7AZ 2B224-A	Retainer
1	D2OA 2A502-AD	Piston
1	D2OA 2A511-AD	Stop
1	97615-S	Ring

D2OZ 2004-B - consists of

1	C0DD 2A122-A	or
	D4DA 2B220-AA	Seat
1	D2OA 2169-AC	Piston
1	D2OA 2A502-AD	Piston
1	D2OA 2A511-AD	Stop
1	97615-S	Ring

D2ZZ 2004-A - consists of

1	D1ZA 2143-AA	Rod
1	D2AA 2169-AA	Piston
1	0A 2180	Boot
2	C0DD 2A122-A	or
	D4DA 2B220-AA	Seat
1	C7AZ 2B224-A	Retainer
1	D2AA 2A502-AA	Piston
1	D2AA 2A511-AA	Stop
1	87002-S93	"O" ring
1	97615-S	Ring

D2ZZ 2004-B - consists of

1	D2ZZ 2169-A	Piston
2	D2AZ 2B220-A	Seat
1	C9ZZ 2A502-B	Piston
1	C9AZ 2A511-A	Stop
1	C8AZ 2A512-A	"O" ring
1	97615-S	Ring
1	381752-S200	Screw

D3ZZ 2004-A - consists of

1	D3ZZ 2169-A	Piston
2	D3AZ 2B220-A	Seat
1	C8OZ 2A502-B	Piston
1	C9AZ 2A511-A	Stop
1	C8AZ 2A512-A	Seal
1	97614-S	Ring
1	381752-S200	Screw

D4OZ 2004-A - consists of

1	C0DD 2A122-A	or
	D4DA 2B220-AA	Seat
1	D2OA 2143-AA	Push rod
1	D3AA 2169-AA	Piston
1	D0UZ 2180-A	Boot
1	C7AZ 2B224-A	Retainer
1	D2OA 2A502-AD	Piston
1	D2OA 2A511-AD	Stop
1	97615-S	Ring

HALPERT_AUCTIONS

YEAR	MODEL	DESCRIPTION	QTY.	PART NUMBER
	2K004-5 SHIELD - FRONT DISC BRAKE ROTOR			
66	A	R.H. & L.H.	2	C7AZ 2K004-A
67	A	R.H. & L.H.	2	
68/	A (exc. P/C & New York Taxi)	R.H.	1	C9AZ 2K004-C
		L.H.	1	C9AZ 2K005-A
69/	A (P/C & New York Taxi)	R.H.	1	C9AZ 2K004-D
		L.H.	1	C9AZ 2K004-E
67	B	R.H.	1	C7OZ 2K004-B
		L.H.	1	C7OZ 2K005-B
68	B	R.H. & L.H.	2	C8OZ 2K004-A
69/71	B	R.H.	1	C9OZ 2K004-A
		L.H.	1	C9OZ 2K005-A
72	B (exc. P/C)	R.H.	1	D2SZ 2K004-A
		L.H.	1	D2SZ 2K005-A
	B (P/C)	R.H.	1	D2OZ 2K004-A
		L.H.	1	D2OZ 2K005-A
65/66	F	R.H. -not replaced	1	★C5ZZ 2K004-A
		L.H.	1	C5ZZ 2K005-A
67	F	R.H.	1	C7OZ 2K004-B
		L.H.	1	C7OZ 2K005-B
68	F	R.H. & L.H.	2	C8OZ 2K004-A
69/	F	R.H.	1	C9OZ 2K004-A
		L.H.	1	C9OZ 2K005-A
71/72	L (manual disc brakes) "Before 11/1/71"	R.H. & L.H.	2	D1FZ 2K004-A
72	L (manual disc brakes) "From 11/1/71"	R.H.	1	D2FZ 2K004-A
		L.H.	1	D2FZ 2K005-A
65/66	S "Before 3/15/66"	R.H. -r/b C5SZ 2K004-B	1	★C5SZ 2K004-A
		L.H.	1	C5SZ 2K005-A
66	S "From 3/15/66"	R.H.	1	C5SZ 2K004-B
		L.H.	1	C5SZ 2K005-B
67	S	R.H. & L.H.	2	C7AZ 2K004-A
68/71	S	R.H.	1	C9AZ 2K004-C
		L.H.	1	C9AZ 2K005-A
72	S "Before 11/1/71"	R.H.	1	D2SZ 2K004-A
		L.H.	1	D2SZ 2K005-A
	S "From 11/1/71"	R.H.	1	D2OZ 2K004-A
		L.H.	1	D2OZ 2K005-A
68	X	R.H. & L.H.	2	C8OZ 2K004-A
69/70	X	R.H.	1	C9OZ 2K004-A
		L.H.	1	C9OZ 2K005-A
72	A,B,F,S	Screw & washer (shield to spindle)- 5/16"-18 x 1/2"	AR	383755-S2 (BB574CD)

YEAR	MODEL	DESCRIPTION	MFR.	QTY.	PART NUMBER
	2005 BOOSTER ASSY. - POWER BRAKE				
	- A -				
65/66	A(drum brakes) -exc. Montreal Police	Midland-Ross tag C-4201-V	B/M	1	C5AZ 2005-D
	A(disc brakes)-exc. Montreal Police	Use for 1966 only-includes linkage-less master cylinder	B	1	C6AZ 2005-A
	A(Montreal Police)	Use without dual master cylinder		1	♦CC5AA 2005-A
	A(Montreal Police)	Use with dual master cylinder		1	♦CC5AA 2005-B
67	A(exc. 71 & Montreal Police)-drum brakes	Includes linkage-less master cylinder-tagged C-4201-AP	M	1	C7AZ 2005-J
	A(71-exc. Montreal Police)-drum brakes			1	C8AZ 2005-B
	A(disc brakes)-exc. Montreal Police	Includes linkage-less master cylinder	B	1	C7AZ 2005-E
	A(disc brakes)-exc. Montreal Police	Tagged C-4278-E	M	1	C7AZ 2005-H
	A(Montreal Police)	Use without dual master cylinder		1	♦CC5AA 2005-A
	A(Montreal Police)	Use with dual master cylinder		1	♦CC5AA 2005-B
68	A (disc brakes) "Before 8/15/67"		B	1	C8AZ 2005-A
	A(71 & P/C)-disc brakes "From 8/15/67 to 6/10/68"			1	
	A(71)-disc brakes "From 6/10/68"			1	
	A(except 71 & P/C)-disc brakes "From 8/15/67"	Midland-Ross tag C-4291-E, K or M	B/M	1	C8AZ 2005-C
	A(P/C)-disc brakes "From 6/10/68"	Imprinted " Police"		1	C8AZ 2005-D
	A(drum brakes)			1	C8AZ 2005-B

B - Bendix ♦ Canada only M - Midland-Ross B/M - Bendix or Midland-Ross

COPYRIGHT © 1975 — FORD MOTOR COMPANY — DEARBORN, MICHIGAN

HALPERT_AUCTIONS

YEAR	MODEL	DESCRIPTION	MFR.	QTY.	PART NUMBER
	2005 BOOSTER ASSY. - POWER BRAKE - continued				
	- A -				
69	A(71)-disc brakes		B	1	C9AZ 2005-A
	A(P/C)-disc brakes	Imprinted " Police"	B	1	C9AZ 2005-C
	A(except 71 & P/C)-disc brakes		B	1	D0AZ 2005-A
	A(drum brakes)			1	
70	A(exc. 71 & P/C)-disc brakes		B	1	D0AZ 2005-A
	A(drum brakes)			1	
	A(71)-disc brakes		B	1	C9AZ 2005-A
	A(P/C)-disc brakes			1	D0AZ 2005-C
71	A (exc. P/C)-drum brakes		B	1	D0AZ 2005-A
	A (P/C)-drum brakes			1	D1AZ 2005-A
	A (exc. 71 & P/C)-disc brakes		B	1	D0AZ 2005-A
	A (71)-disc brakes		B	1	C9AZ 2005-A
	A (P/C)-disc brakes			1	D0AZ 2005-C
72	A (exc. P/C & New York Taxi)		B	1	D2AZ 2005-A
	A (P/C & New York Taxi)		B	1	D2AZ 2005-B
	- B -				
65	B	Tilted type-includes linkage-less master cylinder-tagged C-4202-A	M	1	C5OZ 2005-B
66	B(8 cyl. 390)	Includes linkage-less master cylinder-tagged C-4251-J	M	1	C6OZ 2005-A
	B(except 8 cyl. 390)	Includes linkage-less master cylinder-tagged C-4202-H	M	1	C6OZ 2005-B
67	B(disc brakes)	Tagged C-4261-N	M	1	C7OZ 2005-C
	B(drum brakes)	Tagged C-4261-M	M	1	C7OZ 2005-D
68	B(disc brakes)	Midland-Ross tagged C-4261-AJ	B/M	1	C8OZ 2005-A
	B(drum brakes)	Tagged C-4261-C	M	1	C8OZ 2005-B
69	B(disc brakes)		B	1	C9OZ 2005-A
	B (drum brakes)			1	C9OZ 2005-B
70	B(disc brakes)-exc. P/C		B	1	D0OZ 2005-A
	B(disc brakes)-P/C			1	D1OZ 2005-A
	B(drum brakes)			1	D0GY 2005-B
71	B(disc brakes)-exc. P/C		B	1	D0OZ 2005-A
	B(disc brakes)-P/C			1	D1OZ 2005-A
	B(drum brakes)			1	D0GY 2005-B
72	B(exc. 71 & P/C)-disc brakes		B	1	D2OZ 2005-B
	B(71-exc. P/C)-disc brakes		B	1	D2OZ 2005-A
	B(P/C)-disc brakes		B	1	D2OZ 2005-C
	- F -				
65	F "Before 5/24/65"	Vertical type-includes linkage-less master cylinder-r/b C5ZZ 2005-D(3-74)	B	1	★C5ZZ 2005-C
	F "From 5/24/65"	Vertical type-includes linkage-less master cylinder	B	1	C5ZZ 2005-D
66	F	Includes linkage-less master cylinder	B	1	C6ZZ 2005-A
67	F(disc brakes)	Tagged C-4262-M	M	1	C7ZZ 2005-C
	F(drum brakes)	Tagged C-4262-G	M	1	C7WY 2005-A
68	F(disc brakes)	Midland-Ross tag C-4262-AD, AF	B/M	1	C8ZZ 2005-A
	F(drum brakes)		B	1	C8WY 2005-A
69	F(except Boss 429)-disc brakes	Stamped 6586	B	1	C9ZZ 2005-A
	F(except Boss 429)-drum brakes			1	C9ZZ 2005-B
	F(Boss 429)	Use with C9ZZ 2140-B #2508790	B	1	C9ZZ 2005-C
70	F (except Boss 429)-disc brakes			1	D0ZZ 2005-A
	F(except Boss 429)-drum brakes			1	C9ZZ 2005-B
	F (Boss 429)	Use with C9ZZ 2140-B #2508790	B	1	C9ZZ 2005-C
71	F (drum brakes)		B	1	D1ZZ 2005-B
	F (disc brakes)		B	1	D1ZZ 2005-A
72	F(drum brakes)		B	1	D1ZZ 2005-B
	F(disc brakes) "Before 7/1/72"		B	1	D2ZZ 2005-A
	F(disc brakes) "From 7/1/72"		B	1	D3ZZ 2005-A
	- S -				
65/66	S "Before 3/30/66"	Tagged C-4276-AH	M	1	C6SZ 2005-E
66	S "From 3/30/66"	Includes linkage-less master cylinder-tagged C-4276-AJ	M	1	C6SZ 2005-F

B - Bendix M - Midland-Ross B/M - Bendix or Midland-Ross # Identification marking

HALPERT_AUCTIONS

YEAR	MODEL	DESCRIPTION	MFR.	QTY.	PART NUMBER
	2005 BOOSTER ASSY. - POWER BRAKE - continued				
	- S -				
67	S(with speed control)		B	1	C7SZ 2005-E
	S(without speed control)	Tagged C-4276-AK	M	1	C7SZ 2005-F
68	S(without speed control)		B	1	C8SZ 2005-A
	S(with speed control)		B	1	C8SZ 2005-B
69	S		B	1	C9SZ 2005-A
70/71	S			1	D0SZ 2005-B
72	S		B	1	D2SZ 2005-A
	- X -				
65	X	Includes linkage-less master cylinder	B	1	C5DZ 2005-B
66	X	Includes linkage-less master cylinder - tagged C-4202-H	M	1	C6OZ 2005-B
67	X(disc brakes)	Tagged C-4261-N	M	1	C7OZ 2005-C
	X(drum brakes)	Tagged C-4261-M	M	1	C7OZ 2005-D
68	X(disc brakes	Midland-Ross tag C-4261-AJ	B/M	1	C8OZ 2005-A
	X(drum brakes)	Tagged C-4261-C	M	1	C8OZ 2005-B
69/70	X(disc brakes)		B	1	C9OZ 2005-A
	X (drum brakes)			1	C9OZ 2005-B
		Lockwasher-5/16"		4	34806-S7(X64)
65/	A, S	Screw (booster to dash panel)-No. 14 x 5/8"		2	31498-S8(U253B)
65/	A	Locknut (to pedal bracket)-3/8"-16		4	34394-S7-8(M93A)
65/	A, B	Bolt (booster to dash panel)-3/8"-16 x 1 3/8"		4	20448-S8(B83)
		Nut-3/8"-16			33799-S7(M52)
65/	B	Bolt (to dash panel)-3/8"-16 x 1 1/8"		1	354135-S7-8
65/	F			4	(BB155A)
65/66	F	Bolt (to pedal bracket)-5/16"-24 x 1/2"		1	20311-S8(B153)
65/	A	Screw & Lockwasher (to dash panel)-3/8"-16 x 1"		2or4	43514-S8(U17)
65	B, F	Pin-self-locking (to brake pedal)		1	379897-S2(NN128)A
66	B(except 8 cyl. 390), X	Stud (to dash panel)-3/8"-16 & 3/8"-16 x 2 1/4"		4	380200-S2(WW12B)
66/68	B, X "Before 1/2/68"	Stud (to dash panel)-3/8"-16 & 3/8"-16 x 3"		4	372637-S7-8 (WW110A)
68	B,X "From 1/2/68"	Screw & washer (to dash panel)-upper holes-3/8"-16 x 2" pilot lead		2	350879-S(BB566X)
68	B,X "From 1/2/68"	Stud (to dash panel)-lower holes-3/8"-16 & 3/8"-16 x 2 7/8"		2	381694-S(WW131A)
	2K005 SHIELD - FRONT DISC BRAKE ROTOR - Refer to Group 2K004-5				
	2K006 TUBE ASSY. - FRONT DISC BRAKE CALIPER				
65/66	A, S "Before 5/2/66"	R.H. -14 1/2" developed length		1	C5SZ 2K006-B
		L.H. -14 1/4" developed length		1	C7AZ 2B126-A
66/67	A, S "From 5/2/66"	R.H. -14 1/4" developed length		1	C7AZ 2K006-A
		L.H. -14 1/4" developed length		1	C7AZ 2B126-A
65/66	F	R.H.-Make from 8C 2269-B & 2 87942-S8 Nuts		1	★C5ZA 2K006-B
65/66	F	L.H. -Make from 8C 2269-B & 2 87942-S8 Nuts		1	★C5ZA 2B126-B
67	B, F	R.H. -9 9/16" developed length		1	C7OZ 2K006-A
		L.H. -9 9/16" developed length		1	C7OZ 2B126-A
65/67	S (1966/67 A)	Clip (to housing)		2	380287-S100(GG239)

YEAR 19__	MODEL RESTRICTIONS	BRAKE SIZE ▲ (INCHES)	FRONT	REAR
	2007 LINING KIT - BRAKE SHOE - For contents of kit refer to Section 20.1			
	- A -			
65/66	A (exc. 71, P/I, Taxi) (NOTE 2)	11 x 2 1/2	★C2AZ 2007-A	
		11 x 2 1/4	r/b D1AZ 2007-A	C5AZ 2007-E
	A (71, P/I)	11 x 3 F.R.	C2AZ 2007-B	
		11 x 2 1/4 F.R.		C5AZ 2007-D
	A (disc brakes)	11 x 2 1/4 F.R.		C5AZ 2007-D
67	A (exc. 71, P/C, 8 cyl. 427 Special, Taxi) (NOTE 2)	11 x 2 1/2	★C2AZ 2007-A	
		11 x 2 1/4	r/b D1AZ 2007-A	C5AZ 2007-E
	A (71, P/C, 8 cyl. 427 Special)	11 x 3 F.R.	C2AZ 2007-B	
		11 x 2 1/4 F.R.		C5AZ 2007-D
	A (disc brakes)	11 x 2 1 /2 F.R.		C5AZ 2007-D

B - Bendix M - Midland-Ross B/M - Bendix or Midland-Ross

NOTE 2 - Taxis are equipped with Bonded Wear Resistant Linings-available in 2001 and 2200 Kits only

▲ F.R. - Fade Resistant optional on all models

COPYRIGHT © 1975 — FORD MOTOR COMPANY — DEARBORN, MICHIGAN

FINAL ISSUE

HALPERT_AUCTIONS

YEAR	MODEL RESTRICTIONS	BRAKE SIZE ▲ (INCHES)	FRONT	REAR
	2007 LINING KIT - BRAKE SHOE - continued - For contents of kit refer to Section 20.1			
	- A -			
68	A (exc. 71, P/C, Taxi) (NOTE 2)	11 x 2 1/2 11 x 2 1/4	★C2AZ 2007-A r/b D1AZ 2007-A	C5AZ 2007-E
	A (71)	11 x 3 11 x 2 1/4	C8AZ 2007-A	C5AZ 2007-E
	A (P/C)	11 x 3 F.R. 11 x 2 1/4 F.R.	C2AZ 2007-B	C5AZ 2007-D
	A (disc brakes)	11 x 2 1/2 F.R.		C5AZ 2007-D
69	A	11 x 2 1/2	★C2AZ 2007-A r/b D1AZ 2007-A	
	A (w/manual-adjusters & all locking axles w/self-adjusters)	11 x 3 F.R.	C2AZ 2007-B	
	A (w/self-adjusters except P/C, Taxi and locking axles)	11 x 3	C8AZ 2007-A	
	A (P/C w/disc brakes)	11 x 2 1/4		C9AZ 2007-A
	A (exc. P/C, Taxi, locking axles, disc brakes)	11 x 2 1/4		C5AZ 2007-E
	A (w/disc brakes & P/C w/drum brakes & all w/locking axles	11 x 2 1/4 F.R.		C5AZ 2007-D
70	A	11 x 2 1/2	★C2AZ 2007-A r/b D1AZ 2007-A	
	A (w/manual-adjusters & all locking axles)	11 x 3 F.R.	C2AZ 2007-B	
	A (w/self adjusters exc. locking axles)	11 x 3	C8AZ 2007-A	
	A (P/C w/disc brakes)	11 x 2 1/4		C9AZ 2007-A
	A (exc. disc brakes, P/C, locking axles)	11 x 2 1/4		C5AZ 2007-E
	A (w/disc brakes & P/C w/drum brakes & all w/locking axles)	11 x 2 1/4		C5AZ 2007-D
	A	11 x 2 1/2	D1AZ 2007-A	
	A (exc. Taxi with H/D brakes) "Before 11/9/70"	11 x 3	C8AZ 2007-A	
	A (exc. Taxi with H/D brakes) "From 11/9/70"	11 x 3	D1AZ 2007-B	
	A (Taxi with H/D brakes)	11 x 3 W.R.	C2AZ 2007-B	
	A (exc. P/C with H/D disc brakes)	11 x 2 1/4		C5AZ 2007-E
	A (exc. P/C with H/D disc brakes)	11 x 2 1/4 F. R.		C5AZ 2007-D
	A (P/C with H/D disc brakes)	11 x 2 1/4		C9AZ 2007-A
	- B -			
65	B (except 71, P/C, Taxi) (NOTE 2)	10 x 2 1/4 10 x 1 3/4	D1OZ 2007-B	C7ZZ 2007-A
	B (71)	10 x 2 1/2	D1OZ 2007-A	D1OZ 2007-A
	B (P/C)	10 x 2 1/2 10 x 2 F.R.	D1OZ 2007-A	C6OZ 2007-A
66	B (54, 62 except 8 cyl. 390, P/C, Taxi) (NOTE 2)	10 x 2 1/4 10 x 1 3/4	D1OZ 2007-B	C7ZZ 2007-A
	B (54, 62-8 cyl. 390, 71-exc. 8 cyl. 390, P/C, 63, 76)-	10 x 2 1/2 10 x 2 F.R.	D1OZ 2007-A	C6OZ 2007-A
	B (71-8 cyl. 390)	10 x 2 1/2	D1OZ 2007-A	D1OZ 2007-A
67/68	B (exc. 71, P/C, 8 cyl. 390, 427, 428CJ, Taxi) (NOTE 2)	10 x 2 1/4 10 x 1 3/4	D1OZ 2007-B	C7ZZ 2007-A
	B (exc. 71)-8 cyl. 390 B(71)-exc. 8 cyl. 390, 427, 428 B(P/C)	10 x 2 1/2 10 x 2 F.R.	D1OZ 2007-A	C6OZ 2007-A
	B(exc. 71)-8 cyl. 428 B(66) B(71)-8 cyl. 390, 427, 428	10 x 2 1/2	D1OZ 2007-A	D1OZ 2007-A
69	B (54, 63, 65 w/6 cyl. 250, 8 cyl. 302 engine)	10 x 2 1/4	D1OZ 2007-B	
	B (exc. 54, 63, 65 w/6 cyl. 250, 8 cyl. 302 engine)	10 x 2 1/2	D1OZ 2007-A	
	B (exc. 66, 71, w/8 cyl. 351, 390 engine)	10 x 2 F.R.		C6OZ 2007-A
	B (66, 71 w/8 cyl. 351, 390 engine)	10 x 2 1/2		D1OZ 2007-A
	B (8 cyl. 351) B (54, 57, 63, 65 w/8 cyl. 429) B (66, 71, 76 w/6 cyl., 8 cyl. 302)	10 x 2 1/2	D1OZ 2007-A	
	B (exc. 66, 71) B (66, 71 w/6 cyl., 8 cyl. 302)	10 x 2 F.R.		C6OZ 2007-A
	B (66, 71 w/8 cyl. 351, 429)	10 x 2 1/2		D1OZ 2007-A

▲ F.R. - Fade Resistant optional on all models W.R. - Wear resistant

NOTE 2 - Taxis are equipped with Bonded Wear Resistant Linings-available in 2001 and 2200 Kits Only

HALPERT_AUCTIONS

YEAR	MODEL RESTRICTIONS	BRAKE SIZE ▲ (INCHES)	FRONT	REAR
	2007 LINING KIT - BRAKE SHOE - continued - For contents of kit refer to Section 20.1			
	- B -			
70/71	B(54,57,62,63,65)-6cyl.&8cyl.302	10 x 2 1/4	D1OZ 2007-B	
	B (54,57,62,63,65)-8 cyl. 351,429 B (66,71,76)	10 x 2 1/2	D1OZ 2007-A	
	B (54,57,63,65,76) B (66, 71)-6 cyl. & 8 cyl. 302	10 x 2 F.R.		C6OZ 2007-A
	B (66,71)-8 cyl. 351, 429	10 x 2 1/2		D1OZ 2007-A
72	B (53,63,65) - exc. P/C	10 x 2 F.R.		C6OZ 2007-A
	B (53,65)-P/C	11 x 2 1/4 F.R.		C5AZ 2007-D
	B (71,97)-6 cyl. & 8 cyl. 302	10 x 2 F.R.		C6OZ 2007-A
	B (71,97)-8 cyl. 351,400,429	10 x 2 1/2		D1OZ 2007-A
	- F -			
65/66	F (6 cyl. except 76)	9 x 2 1/4 9 x 1 1/2	C3DZ 2007-A	C3DZ 2007-B
	F (6 cyl. -76)	9 x 2 1/4	C3DZ 2007-A	C3DZ 2007-A
	F (8 cyl.)	10 x 2 1/4 10 x 1 3/4	D1OZ 2007-B	C3OZ 2007-B
67/68	F (6 cyl.)	9 x 2 1/4 9 x 1 1/2	C3DZ 2007-A	C3DZ 2007-B
	F (8 cyl. 289,302)	10 x 2 1/4 10 x 1 3/4	D1OZ 2007-B	C7ZZ 2007-A
	F (8 cyl. 390)	10 x 2 1/2 10 x 1 3/4	D1OZ 2007-A	C7ZZ 2007-A
68	F (8cyl. 427)	10 x 2 1/2 10 x 2 F. R.	D1OZ 2007-A	C6OZ 2007-A
	F (8 cyl. 428CJ)	10 x 2 1/2	D1OZ 2007-A	D1OZ 2007-A
69	F (6 cyl. 200)	9 x 2 1/4 9 x 1 1/2	C3DZ 2007-A	C3DZ 2007-B
	F (6 cyl. 250, 8 cyl. 302)	10 x 2 1/4 10 x 1 3/4	D1OZ 2007-B	C7ZZ 2007-A
	F (8 cyl. 351, 390)	10 x 2 1/2 10 x 2 F.R.	D1OZ 2007-A	C6OZ 2007-A
	F (8 cyl. 428CJ)	10 x 2 1/2	D1OZ 2007-A	D1OZ 2007-A
70	F (6 cyl. 200)	9 x 2 1/4 9 x 2 1/2	C3DZ 2007-A	C3DZ 2007-B
	F (6 cyl. 250, 8 cyl. 302)	10 x 2 1/4 10 x 1 3/4	D1OZ 2007-B	C7ZZ 2007-A
	F (8 cyl. 351, 428)	10 x 2 1/2 10 x 2 F.R.	D1OZ 2007-A	C6OZ 2007-A
71	F (6 cyl. & 8 cyl. 302)	10 x 2 1/4	D1OZ 2007-B	
	F (8 cyl. 351,429)	10 x 2 1/2	D1OZ 2007-A	
	F (6 cyl. & 8 cyl. 302-2/B)	10 x 1 3/4		C7ZZ 2007-A
	F (Boss 302, 8 cyl. 351, 429)	10 x 2 F. R.		C6OZ 2007-A
72	F	10 x 2 1/2	D1OZ 2007-A	
	F (6 cyl. & 8 cyl. 302)	10 x 1 3/4		C7ZZ 2007-A
	F (8 cyl. 351,429)	10 x 2 F.R.		C6OZ 2007-A
	- L -			
71	L	9 x 2	D1FZ 2007-A	
	L "Before 4/21/71"	9 x 1 1/2		★D1FZ 2007-B r/b D1FZ 2007-C(3-74)
	L "From 4/21/71"	9 x 1 1/2		D1FZ 2007-C
72	L	9 x 2	D1FZ 2007-A	
	L (exc. 73)	9 x 1 1/2		D1FZ 2007-C
	L (73)	9 x 1 3/4		D2FZ 2007-A
	- P -			
70	P (6 cyl.)	9 x 2 1/4 9 x 1 1/2	C3DZ 2007-A	C3DZ 2007-B
71	P (6 cyl.)	9 x 2 1/4	D1DZ 2007-A	
	P (6 cyl.) "Before 4/21/71"	9 x 1 1/2		D1DZ 2007-B
	P (6 cyl.) "From 4/21/71"	9 x 1 1/2		D1DZ 2007-C
	P (6 cyl. 250 & 8 cyl.)	10 x 2 1/4	D1OZ 2007-B	
	P (6 cyl. 250 & 8 cyl.)	10 x 1 3/4		C7ZZ 2007-A
72	P (6 cyl.)	9 x 2 1/4	D1DZ 2007-A	
	P (6 cyl.)	9 x 1 1/2		D1DZ 2007-C
	P (6 cyl. 250 & 8 cyl.)	10 x 2 1/2	D1OZ 2007-A	
	P (6 cyl. 250 & 8 cyl.)	10 x 1 3/4		C7ZZ 2007-A

▲ F.R. - Fade Resistant optional on all models

COPYRIGHT © 1975 — FORD MOTOR COMPANY — DEARBORN, MICHIGAN

HALPERT_AUCTIONS

YEAR	MODEL RESTRICTIONS	BRAKE SIZE ▲ (INCHES)	FRONT	REAR
2007	**LINING KIT - BRAKE SHOE - continued** - For contents of kit refer to Section 20.1			
	- S -			
65/66	S	11 x 2 1/2	(NOTE 3)	C3SZ 2007-D
67/68	S	11 x 2 1/4	(NOTE 3)	C5AZ 2007-E
		11 x 2 1/4 F.R.		C5AZ 2007-D
69/	S	11 x 2 1/4 F.R.	(NOTE 3)	C5AZ 2007-D
	- U -			
66/67	U	11 x 2 Bendix	C8TZ 2007-D	
66	U (2780 lb. axle) "Before Ser. 872, 001"	10 x 2 1/2 Wagner		C6TZ 2007-U
66/67	U (2780 lb. axle) "From Ser. 872, 001"	10 x 2 1/2 Wagner		C6TZ 2007-L
66/67	U (2780 lb. axle) "From Ser. 872, 001"	10 x 2 1/2 Marshall		C6TZ 2007-U
66/67	U (3300 lb. axle)	11 x 1 3/4 Bendix		C8TZ 2007-E
68/71	U	11 x 2 Bendix	C8TZ 2007-D	
	U (2780 lb. axle)	10 x 2 1/2 Wagner		C6TZ 2007-L
	U (2780 lb. axle)	10 x 2 1/2 Marshall		C6TZ 2007-U
	U (3300 lb. axle)	11 x 1 3/4 Bendix		C8TZ 2007-E
72	U	11 x 2 Bendix	C8TZ 2007-D	
	U (2780 lb. axle)	10 x 2 1/2 Wagner		D1UZ 2007-A
	U (3300 lb. axle)	11 x 1 3/4 Bendix		C8TZ 2007-E
	-X -			
65	X (6 cyl. -54, 58, 62, 63, 64)	9 x 2 1/4	C3DZ 2007-A	
		9 x 1 1/2		C3DZ 2007-B
	X (6 cyl. -59, 66, 71, 76, 78)	9 x 2 1/4	C3DZ 2007-A	C3DZ 2007-A
	X (8 cyl.)	10 x 2 1/4	D1OZ 2007-B	
		10 x 1 3/4		C7ZZ 2007-A
66	X (6 cyl. -54, 62)	9 x 2 1/4	C3DZ 2007-A	
		9 x 1 1/2		C3DZ 2007-B
	X (6 cyl. -66)	10 x 2 1/2	D1OZ 2007-A	
		10 x 2 F.R.		C6OZ 2007-A
	X (6 cyl. -71)	10 x 2 1/4	D1OZ 2007-B	
		10 x 2 F.R.		C6OZ 2007-A
	X (8 cyl. -54, 62)	10 x 2 1/4	D1OZ 2007-B	
		10 x 1 3/4		C7ZZ 2007-A
	X (8 cyl. -66)	10 x 2 1/2	D1OZ 2007-A	D1OZ 2007-A
	X (8 cyl. -71)	10 x 2 1/2	D1OZ 2007-A	
		10 x 2 F.R.		C6OZ 2007-A
	- X -			
67	X (6 cyl. -71) "Before 10/20/66"	10 x 2 1/4	D1OZ 2007-B	
		10 x 2 F.R.		C6OZ 2007-A
67/68	X (6 cyl. -54, 62)	9 x 2 1/4	C3DZ 2007-A	
		9 x 1 1/2		C3DZ 2007-B
	X (8 cyl. -54, 62)	10 x 2 1/4	D1OZ 2007-B	
		10 x 1 3/4		C7ZZ 2007-A
	X (6 cyl. -71) " From 10/20/66"	10 x 2 1/2	D1OZ 2007-A	
		10 x 2 F.R.		C6OZ 2007-A
	X (8 cyl. -71)	10 x 2 1/2	D1OZ 2007-A	
		10 x 2 F.R.		C6OZ 2007-A
69/70	X (54, 62 w/6 cyl. engine)	9 x 2 1/4	C3DZ 2007-A	
		9 x 1 1/2		C3DZ 2007-B
	X (54, 62 w/8 cyl. engine)	10 x 2 1/4	D1OZ 2007-B	
		10 x 2 F.R.		C6OZ 2007-A
	X (71)	10 x 2 1/2	D1OZ 2007-A	
		10 x 2 F.R.		C6OZ 2007-A

YEAR	MODEL	DESCRIPTION	QTY.	PART NUMBER
2012-3	**PLATE - FRONT BRAKE BACKING**			
	- A -			
65/	A(Taxi)-11" x 3" bonded W.R. brakes	R.H. & L.H.	2	C3AZ 2012-C
65/	A(11" x 2 1/2" brakes)	R.H.	1	C5AZ 2012-A
		L.H.	1	C5AZ 2013-A
65/	A(11" x 3" self-adjusting brakes)	R.H.	1	C5AZ 2012-B
65/	A(11" x 3" manual-adjusting brakes)	R.H. & L.H.	2	
65/	A(11" x 3" self-adjusting brakes)	L.H.	1	C5AZ 2013-B

▲ F.R. - Fade Resistant optional on all models

NOTE 3 - 1965/ Thunderbird equipped with Front Wheel Disc Brakes as Standard Equipment-available in 2001 Kits Only

HALPERT_AUCTIONS

YEAR	MODEL		DESCRIPTION	QTY.	PART NUMBER
	2012-3 PLATE - FRONT BRAKE BACKING - continued				
		- B -			
65/67	B(Taxi)-bonded wear resistant brakes		R. H. & L. H.	2	C3OZ 2013-A
65/69	B (10" x 2 1/4" brakes)	"Before 8/12/68"	R. H.	1	C3OZ 2012-B
			L. H.	1	C3OZ 2013-B
69/71	B (10" x 2 1/4" brakes)	"From 8/12/68"	R. H.	1	C9OZ 2012-B
			L. H.	1	C9OZ 2013-A
65/69	B (10" x 2 1/2" brakes)	"Before 8/12/68"	R. H.	1	C9OZ 2012-A
			L. H.	1	C3OZ 2013-C
69/71	B (10" x 2 1/2" brakes)	"From 8/12/68"	R. H.	1	C9OZ 2012-A
			L. H.	1	C9OZ 2013-B
		- F -			
65	F(9" x 2 1/4" brakes)	" Before 8/17/64"	R. H. -not replaced	1	★C4DZ 2012-B
		" Before 8/17/64"	L. H.	1	C5DZ 2013-B
65/66	F(9" x 2 1/4" brakes)	" From 8/17/64"	R. H.	1	C5DZ 2012-B
			L. H.	1	C5DZ 2013-B
67/70	F(9" x 2 1/4" brakes)		R. H.	1	C6DZ 2012-A
			L. H.	1	C6DZ 2013-A
65/69	F(10" x 2 1/4" brakes)	"Before 8/12/68"	R. H.	1	C3OZ 2012-B
			L. H.	1	C3OZ 2013-B
69/71	F(10" x 2 1/4" brakes)	"From 8/12/68"	R. H.	1	C9OZ 2012-B
			L. H.	1	C9OZ 2013-A
65/69	F(10" x 2 1/2" brakes)	"Before 8/12/68"	R. H.	1	C9OZ 2012-A
			L. H.	1	C3OZ 2013-C
69/	F(10" x 2 1/2" brakes)	"From 8/12/68"	R. H.	1	C9OZ 2012-A
			L. H.	1	C9OZ 2013-B
		- L -			
71/	L(9" x 2" brakes)		R.H.	1	D1FZ 2012-A
			L.H.	1	D1FZ 2013-A
		- P -			
70	P(6 cyl.)-9" x 2 1/4" brakes		R.H.	1	C6DZ 2012-A
			L.H.	1	C6DZ 2013-A
71	P(6 cyl.)-9" x 2 1/4" brakes		R.H.	1	C6DZ 2012-A
			L.H.	1	C6DZ 2013-A
	P(6 cyl. 250 & 8 cyl.)-10" x 2 1/4" brakes		R.H.	1	C9OZ 2012-B
			L.H.	1	C9OZ 2013-A
72	P(6 cyl.)-9" x 2 1/4" brakes		R.H.	1	C6DZ 2012-A
			L.H.	1	C6DZ 2013-A
	P(6 cyl. 250 & 8 cyl.)-10" x 2 1/2" brakes		R.H.	1	C9OZ 2012-A
			L.H.	1	C9OZ 2013-B
		- U -			
66	U		R.H. & L.H. -11" x 2"	2	C6TZ 2012-B
67/	U		R.H.	1	
67/	U		L.H. -11" x 2"	1	C7TZ 2013-C
		- X -			
65	X(9" x 2 1/4" brakes)		R.H.	1	C5DZ 2012-B
			L.H.	1	C5DZ 2013-B
66/70	X (9" x 2 1/4" brakes)		R.H.	1	C6DZ 2012-A
			L.H.	1	C6DZ 2013-A
65/69	X(10" x 2 1/4" brakes)	"Before 8/12/68"	R.H.	1	C3OZ 2012-B
			L.H.	1	C3OZ 2013-B
69/70	X(10" x 2 1/4" brakes)	"From 8/12/68"	R.H.	1	C9OZ 2012-B
			L.H.	1	C9OZ 2013-A
65/69	X(10" x 2 1/2" brakes)	"Before 8/12/68"	R.H.	1	C9OZ 2012-A
			L.H.	1	C3OZ 2013-C
69/70	X(10" x 2 1/2" brakes)	"From 8/12/68"	R.H.	1	C9OZ 2012-A
			L.H.	1	C9OZ 2013-B
65/70	B, P		Bolt (plate to spindle)-3/8"-24 x 1 3/8"-"T" hd.	6	375748-S(BB807EA)
65/70	X (10" X 2 1/4" brakes)			6	
65/70	F (8 cyl.)-10" x 2 1/4" brakes			6	
71	B, F, L, P (drum brakes)		Bolt (plate to spindle)-3/8"-16 x 1 3/16" "T" hd.	6	384552-S100 (BB818A)
65/70	B, P		Bolt (plate to spindle)-3/8"-24 x 2 3/16"-"T" head	2	375381-S(BB807D)
65/70	X (10" x 2 1/4" brakes)			2	
65/70	F (8 cyl.)-10" x 2 1/4" brakes			2	

COPYRIGHT © 1975 — FORD MOTOR COMPANY — DEARBORN, MICHIGAN

YEAR	MODEL	DESCRIPTION	QTY.	PART NUMBER
	2012-3 PLATE - FRONT BRAKE BACKING - continued			
71	B, F, L, P (drum brakes)	Bolt (plate to spindle)-3/8"-16 x 2 3/16"-"T" hd.	2	384553-S100 (BB818B)
65/	B, F, X	Locknut-3/8" -24	8	382832-S (MM169JF)
65/	S	Locknut-3/8"-24	4	34445-S8(M80)
65/68	A	Bolt (plate to spindle)-lower-3/8"-24 x 1 1/8"	2	373186-S(BB376)
66/68	A	Bolt (plate to spindle)-lower-3/8"-24 x 1 3/4"	2	373187-S(BB380)
69	A	Bolt (plate to spindle)-3/8" -16 x 1 1/8"	2	382630-S100 (BB390DF)
69	A	Bolt (plate to spindle)-3/8" -16 x 1 13/16"	2	382631-S100 (BB390DK)
69	A	Locknut (plate to spindle)-3/8" -16	4	382834-S100 (MM170B)
65/70	X	Bolt (plate to spindle)-3/8"-24 x 1"-special	6	378493-S (BB709)
65	F (6 cyl.)	head	6	
65/70	X	Bolt (plate to spindle)-3/8"-24 x 1 53/64"-	2	378494-S(BB800)
65/	F (6 cyl.)	special head	2	
65/	A (except 57C, 63C, 65B, 76B)-wear resistant brakes	Bolt (plate to spindle)-lower-3/8"-24 x 1 1/8"-hex. washer head	2	377762-S (BB390W)
65/	A (except 57C, 63C, 65B, 76B)-wear resistant brakes	Bolt (plate to spindle)-lower-3/8"-24 x 1 3/4"-hex. washer head	2	377763-S (BB390X)
		Nut-3/8" -24		382832-S (MM169JF)
		Lockwasher - 3/8"		357629-S7(XX303)
65/	A	Bolt (plate to spindle)-upper-9/16"-18 x 2"	2	359788-S(BB265)
		Lockwasher-9/16"		34810-S (X-69)
67	A(except New York Taxicab)	Bolt (to spindle)-7/16"-14 x 1 25/64"-"T" head	6	380955-S (BB871BF)
67	A(except New York Taxicab)	Bolt (to spindle)-7/16"-14 x 1 27/32"-"T" head	2	380956-S (BB817BG)
68	A	Bolt (to spindle)-3/8"-16 x 1 1/8"	2	382630-S100 (BB390DF)
68	A	Bolt (to spindle)-3/8"-16 x 1 7/8"	2	382631-S100 (BB390-DK)
68	B	Bolt (to spindle)-3/8"-16 x 1 3/16"-"T" head	6	382312-S2
68	F, X(8 cyl.)		6	(BB817BD)
68	F, X(6 cyl.)		4	
		Locknut-1/2"-20	4	34449-S7-8(M85)
68	A	Nut (to spindle)-3/8"-16	2	382834-S100
72	F, L, P		8	(MM170B)
	2B014 ADAPTER - POWER BRAKE BOOSTER PUSH ROD			
65/67	B (Midland-Ross)		1	C3TZ 2B014-A
	2B014 BUSHING - POWER BRAKE BOOSTER PISTON GUIDE			
65/67	A	2 1/2" O. D.	1	C5AZ 2B014-A
65/66	B, X(except 8 cyl. 390)		1	
66	B(8 cyl. 390)	1 5/8" O. D.	1	C6OZ 2B014-A
67	B, F, X		1	
67	S(without speed control)		1	
66	B(8 cyl. 390)	2 3/32" O. D.	1	C6OZ 2B014-B
67	B, F, X		1	
67	S(without speed control)		1	
	2A016 LEVER and BUSHING - POWER BRAKE BOOSTER			
65	S	Not replaced	1	★C5SZ 2A016-A
		Locknut (lever to bracket)-3/8"-24	1	34370-S8(M99)
66	A(disc brakes)	"T" on lever	1	C6AZ 2A016-A
67	S(with speed control)		1	
67	A(71)-drum brakes "Before 9/1/66"		1	C7AZ 2A016-A
67	A(71)-drum brakes "From 9/1/66"		1	C7AZ 2A016-B
	2018 PAD - FRONT DISC BRAKE			
65/66	F(GT 350)	Repl. by C5ZZ 2001-B	4	★S2MR 2018-A
	2018-9 BRAKE SHOE and LINING ASSY. - FRONT - Serviced in 2001 kits			

HALPERT_AUCTIONS

YEAR	MODEL	DESCRIPTION	QTY.	PART NUMBER
	2A020 PIN - POWER BRAKE BOOSTER LEVER PIVOT			
65	A	2 19/64" long -not replaced	1	★C5AZ 2A020-A
65	A	1 13/64" long	2	C5AZ 2A020-B
65	S	3/8"-24 x 3"-with Bendix boosters	1	B9MM 2A020-B
67	A(S/W)-drum brakes		1	
67	S(with speed control)		1	
66	S(with speed control & deluxe steering column)	1/2" O.D. -29/32" long-not replaced	1	★C6SZ 2A020-A
66	S(with speed control & deluxe steering column)	9/16" O.D. -59/64" long-not replaced	1	★C6SZ 2A020-B
	2021-2 LINING - FRONT BRAKE SHOE - Serviced in 2007 kits			
	2A021 GUARD - POWER BRAKE MASTER CYLINDER PUSH ROD			
65/66	A (drum brakes)	2 3/8" long-with Bendix & Midland-Ross boosters	1	C0AA 2A021-A
66/71	B, X	- Also serviced in 2309 kit	1	
66	A(disc brakes)-Bendix	2 1/2" long-not replaced	1	★C6AZ 2A021-A
65	S	2.02" long-not replaced	1	★C5SZ 2A021-A
66	S	2 1/2" long-for C6SZ 2005-C & F boosters	1	C6SZ 2A021-A
67	A(except S/W)-drum brakes	For C7AZ 2005-B booster-Also serviced in 2309 kit	1	
	2B022 GASKET - POWER BRAKE BOOSTER MOUNTING BRACKET			
69	B, X		1	C9OZ 2B022-A
71	B		1	
69/71	F		1	C9ZZ 2B022-A
	2026 GASKET - FRONT BRAKE GREASE BAFFLE - Refer to Group 1193			
	2027 PIN - FRONT BRAKE SHOE ANCHOR			
65/	A (11" x 2 1/2" brakes)	5/16"-16 x 2 5/8"	2	C2AZ 2027-D
65/	A (11" x 3" brakes)-except Taxi	15/16"-16 x 2 7/8"	2	C2AZ 2027-E
65/	A (Taxi)-11" x 3"bonded Ware Resistant brakes	15/16"-16 x 2 15/16"	2	C3AZ 2027-A
65/	A	Nut (front anchor pin)-15/16"-16	2	359398-S(MM126)
		Lockwasher-61/64"		358771-S(XX340)
65/	A	Nut (rear anchor pin)-5/8"-18	2	33850-S8(M72)
		Lockwasher-5/8"		34811-S2(X71)
	2028 PLATE - BRAKE SHOE ANCHOR PIN GUIDE			
65/	A	Front & rear	4	C0MM 2028-A
65/	S	Rear	2	
71	B, F	Front & rear	4	
71	P (6 cyl. 250 & 8 cyl.)-10" brakes	Front & rear	4	
72	B	Rear	2	C4UZ 2028-A
65/70	F(9" x 1 1/2" brakes)	Rear	2	
72	F	Front & rear	4	
71	L(9" x 1 1/2" brakes)	Rear	2	
70	P	Front & rear	4	
71	P(6 cyl.)-9" brakes	Rear	2	
72	P	Front & rear	4	
66	U "Before Ser. 872, 001"	Rear	2	
66/	U	Front	2	
65/70	X(9" x 1 1/2" brakes)	Rear	2	
66/	U "From Ser. 872, 001"	Rear brake	2	C6TZ 2028-B
	2031-2 BRACKET - POWER BRAKE BOOSTER MOUNTING			
67	A(S/W)-with Power Drum Brakes	R.H.	1	C7AZ 2032-A
67	A (with Power Disc Brakes)		1	
		L.H.	1	C7AZ 2031-A
65/67	B(drum brakes)	R.H.-Midland-Ross	1	C4OZ 2031-A
		L.H.-Midland-Ross	1	C4OZ 2032-A
69	B, X(Power Disc Brakes)	R.H.	1	C9OZ 2031-A
		L.H.	1	C9OZ 2032-A
70	B (Power Disc Brakes)	R.H.	1	D0OZ 2031-A
		L.H.	1	D0OZ 2032-A
65	S	R.H. -not replaced	1	★C5SZ 2031-A
		L.H. -not replaced	1	★C5SZ 2032-A
67	S	Kit-consists of (1) R.H. Bracket (1) L.H. Bracket	1	C7SZ 2031-B

COPYRIGHT © 1975 — FORD MOTOR COMPANY — DEARBORN, MICHIGAN

HALPERT_AUCTIONS

YEAR	MODEL	DESCRIPTION	QTY.	PART NUMBER
	2035-6 SPRING - BRAKE SHOE RETRACTING			
	- A -			
65	A(self-adjusting brakes)	Front & rear-primary-4 7/16"long-Brown	4	B5A 2035-A
66/	A(self-adjusting brakes)	Front-primary	2	
65/	A(11" x 3" brakes)	Front-lower-shoe to shoe-7 13/16" long-(7) 5/8" dia.coils at each end-Red	2	C3AZ 2035-A
65/69	A(manual adjusting brakes)	Front & rear-4 1/2" long-(17 1/2) 3/4" dia. coils-Red	8	C3SZ 2035-A
66/69	A(self-adjusting brakes)-except P/C	Rear-primary	2	
70/	A(exc. P/C)	Front & rear	4	
69	A(self-adjusting brakes)-P/C	Rear-primary-2 15/16"long-Red	2	C0MM 2036-A
70/	A(P/C)	Rear-primary	2	
65/	A(self-adjusting brakes)	Front & rear-secondary-4 19/32" long-Black	4	C0MM 2035-A
69/	A(P/C)	Rear-secondary	2	
	- B -			
65/71	B(10" brakes)	Front & rear-primary-4 9/64" long-(12 1/2) 9/16" dia.coils & (4) 23/32" dia.coils-Green	4	C2OZ 2035-C
65/67	B(Taxi)	Front & rear-secondary	4	
65/69	B(except Taxi)	Front & rear-secondary-4 1/64" long-(18 1/2) 35/64" dia.coils-Yellow	4	C2OZ 2035-A
70/71	B(drum brakes)	Front & rear-secondary	4	
72	B(drum brakes)	Rear-secondary	2	
65/70	B	Front-lower-shoe to shoe-6 13/16" long-(6 1/4) 5/8" dia.coils at each end-Blue	2	C2OZ 2035-D
72	B(drum brakes)	Rear-primary-(13 3/4)coils-Brown	2	D2OZ 2035-A
	- F -			
65/70	F(9" brakes)	Front-3 33/64" long-(11 1/2) 11/16" dia. coils-Black	4	C3DZ 2035-A
	F(9" brakes)	Rear-3 33/64" long-(12 1/2) 39/64" dia. coils-Blue	4	C3DZ 2296-A
	F(10" brakes)	Front & rear-primary-4 9/64" long-(12 1/2)-9/16" dia. coils & (4) 23/32" dia. coils-Green	4	C2OZ 2035-C
	F(10" brakes)	Front & rear-secondary-4 1/64" long-(18 1/2)-35/64" dia. coils-Yellow	4	C2OZ 2035-A
	F	Front-lower-shoe to shoe-6 13/16" long-(6 1/4)-5/8" dia. coils at each end-Blue	2	C2OZ 2035-D
70	F(10" brakes)	Front & rear-primary-4 9/64" long-(12 1/2) 9/16" dia.coils & (4) 23/32" dia.coils-Green	4	C2OZ 2035-C
	F(10" brakes)	Front & rear-secondary-4 1/64" long-(18 1/2) 35/64" dia. coils-Yellow	4	C2OZ 2035-A
	F	Front-lower-shoe to shoe-6 13/16" long-(6 1/4) 5/8" dia.coils at each end-Blue	2	C2OZ 2035-D
71	F(drum brakes)	Front & rear-primary-4 9/64" long-(12 1/2) 9/16" dia.coils & (4) 23/32" dia.coils-Green	4	C2OZ 2035-C
	F(drum brakes)	Front & rear-secondary-4 1/64" long-(18 1/2) 35/64" dia.coils-Yellow	4	C2OZ 2035-A
72	F(drum brakes)	Front & rear-primary-(13 3/4)coils-Brown	4	D2OZ 2035-A
	F(drum brakes)	Front & rear-secondary-4 1/64" long-(18 1/2) 35/64" dia.coils-Yellow	4	C2OZ 2035-A
	- L -			
71/	L(9" x 2" brakes)	Front-primary-4 3/16" long (12 1/2)-39/64" dia. coils-Blue	2	D1FZ 2296-C
	L(9" x 2" brakes)	Front-secondary-4 3/16" long (11 1/2)-39/64" dia. coils-Green	2	D1FZ 2296-B
	L(9" x 1 1/2",9" x 1 3/4" brakes)	Rear-primary	2	
	L(9" x 1 1/2",9" x 1 3/4" brakes)	Rear-secondary-4 3/16" long (12 1/2) 35/64" dia. coils-White	2	D1FZ 2296-A
	- P -			
70/	P(6 cyl.)-9" brakes	Front-3 33/64" long-(11 1/2) 11/16" dia.coils-Black	4	C3DZ 2035-A
	P(6 cyl.)-9" brakes	Rear-3 33/64" long-(12 1/2) 39/64" dia.coils - Blue	4	C3DZ 2296-A
71	P(6 cyl.250 & 8 cyl.)-10" brakes	Front & rear-primary-4 9/64" long (12 1/2)-9/16" dia. coils & (4) 23/32" dia. coils-Green	4	C2OZ 2035-C
	P(6 cyl.250 & 8 cyl.)-10" brakes	Front & rear-secondary-4 1/64" long (18 1/2)-35/64" dia.coils-Yellow	4	C2OZ 2035-A

HALPERT_AUCTIONS

YEAR	MODEL	DESCRIPTION	QTY.	PART NUMBER
	2035-6 SPRING - BRAKE SHOE RETRACTING - continued			
	- P -			
71	P(8 cyl.)-10" brakes	Front-lower-shoe to shoe-6 13/16" long-(6 1/4) 5/8" dia. coils at each end-Blue	2	C2OZ 2035-D
72	P(6 cyl. 250 & 8 cyl.)-10" brakes	Front & rear-primary-(13 3/4)coils-Brown	4	D2OZ 2035-A
	P(6 cyl. 250 & 8 cyl.)-10" brakes	Front & rear-secondary-4 1/64" long-(18 1/2)-35/64" dia. coils-Yellow	4	C2OZ 2035-A
	- S -			
65/66	S	Rear-4 31/64"long-(16 1/2) 3/4"dia. coils-Yellow	4	C3SZ 2296-A
67/	S	Rear-secondary	2	COMM 2035-A
67/70	S	Rear-primary-4 9/16"long-(17 1/2) 5/8"dia. coils-Red	2	C3SZ 2035-A
71/	S	Rear primary-2 15/16" long-Red	2	COMM 2036-A
	- U -			
66/	U	Front-lower-shoe to shoe	2	C3AZ 2035-A
66/	U(10" brakes)	Rear-primary-2 7/16" long-(13 3/4) 43/64" dia. coils-Silver	2	C4UZ 2035-B
66	U(10" Bendix brakes)	Rear-secondary	2	C2OZ 2035-C
66	U(10" Wagner brakes)	Rear-secondary-4 15/64" long-(19 1/2) 17/32" dia. coils-Clear	2	C4UZ 2035-A
67/	U(10" brakes)	Rear-secondary	2	
66	U(11" brakes)	Front & rear-primary & secondary	8	B5A 2035-A
67/	U(11" brakes)	Front-primary	2	
67/	U(11" brakes)	Rear-primary	2	COMM 2036-A
67/	U(11" brakes)	Front & rear-secondary	4	COMM 2035-A
	- X -			
65/70	X(9" brakes)	Front-3 33/64"long-(11 1/2) 11/16" dia. coils - Black	4	C3DZ 2035-A
65	X(9" brakes)-S/D, S/W, 66, 76	Rear	4	
65	X(9" brakes)-except S/D, S/W, 66, 76	Rear-3 33/64"long-(12 1/2)39/64"dia. coils-Blue	4	C3DZ 2296-A
66/70	X(9" brakes)	Rear	4	
65/70	X(10" brakes)	Front-lower-shoe to shoe-6 13/16" long-(6 1/4) 5/8" dia. coils at each end-Blue	2	C2OZ 2035-D
65/70	X(10" brakes)	Front & rear-primary-4 9/64" long-(12 1/2) 9/16" dia. coils & (4) 23/32" dia. coils-Green	4	C2OZ 2035-C
65/70	X(10" brakes)	Front & rear-secondary-4 1/64" long-(18 1/2) 35/64" dia. coils-Yellow	4	C2OZ 2035-A
	2A038 RESERVOIR ASSY. - POWER BRAKE BOOSTER			
65/67	S		1	C1AA 2A038-B
65/67	S	Nut (reservoir to fender apron)-5/16"-24	2	33798-S8(M62)
		Lockwasher-5/16"		34806-S7(X64)
65/67	S (76A)	"O" ring (reservoir bolt)	1	IP 77265-B
	@ 2K039 TUBE ASSY. - FRONT BRAKE HOSE TO CONNECTOR			
67/	U	Fitting-3/16" tube-3/8" -24	2	87942-S8 (I20)
	@ 2A040 TUBE ASSY. - BRAKE MASTER CYLINDER TO CONNECTOR			
66	A(drum brakes)	26 7/32" developed length	1	C6AZ 2A040-A
69/	U		1	C9TZ 2A040-A
65	F (without Power Brake Booster)	Connector (tube to master cylinder)-3/16" tube	1	358165-S(II-65)
65	B		1	
65/	B	Connector (tube to master cylinder)-3/16" tube	1	87531-S(I-11)
65/	A		1	
65/	A	Tee (tube to master cylinder)-1/8" pipe thread-3/16" tube	1	375776-S (II-146BA)
67	A(power drum brakes)	Nut (to master cylinder)-3/16" tube	1	381615-S36 (MM105FA)

@ Replacement tubes except as indicated by part number are to be made from bulk tubing stock listed by size and part number under basic Group 2269. Insulators are to improvised from rubber hose, friction tape, etc., as required.

COPYRIGHT © 1975 — FORD MOTOR COMPANY — DEARBORN, MICHIGAN

YEAR	MODEL	DESCRIPTION	QTY.	PART NUMBER
@	**2A040 TUBE ASSY. - BRAKE MASTER CYLINDER TO CONNECTOR - continued**			
65	X with Automatic trans. & Power Brake booster)	Elbow (outlet tube)-90°	1	87380-S(134A)
65	F (with Power Brake Booster)		1	
66	B, X	Clip assy. (to dash panel)	3	375819-S100 (GG245)
65/66	B (1966 X)	Clip (to side member)	1or2	372323-S(GG154B)
68	A, B, F, S, X	Clip (to outlet tube)	1	381799-S2(GG274)
68	A(except 71)-power disc brakes	Nut (to valve)-3/16" tube	1	382404-S100 (II-63D)
		Nut-3/16" tube-9/16"-18	AR	351736-S36 (MM105H)
		Nut-3/16" tube-1/2"-20	AR	375096-S36 (MM105-F)
		Fitting 3/16" tube-3/8" -24	AR	87942-S8 (I-20)
		Nut-3/16" tube-7/16"-24	AR	358609-S8(MM103)
		Nut-3/16" tube-3/8" -24	AR	381809-S36 (MM105D)
		Fitting-1/4" tube-7/16" -24	AR	87943-S8(I-21)
		Nut-3/16" tube-7/16" -24	AR	382404-S100(II63D)
		Nut-3/16" tube-3/8" -24	AR	382967-S100 (MM102)
		Nut-3/16" tube-3/8" -24	AR	383060-S36 (II63E)
	2041 SCREW - BRAKE SHOE ADJUSTING			
65/69	A(with manual adjusters)	Front & rear- R.H. & L.H.-1/2"-20 x 2 1/2"	4	B7A 2041-A
70	A(exc. P/C, Taxi)-manual adjusters	Front & rear-R.H. & L.H.	4	
70	A(P/C, Taxi)-manual adjusters	Front	4	
70	A(P/C, Taxi)-manual adjusters	Rear	2	
71/	A(P/C, Taxi)	Front & rear-R.H. & L.H.	4	
65/70	A(with self-adjusters)	Front & rear-L.H. -7/16"-20 x 2 1/2"- #"L"	2	C1AZ 2041-A
71/	A(exc. P/C, Taxi)	Front & rear-L.H.	2	
67/	S	Rear-L.H.	1	
67/	U	Front & rear-L.H.	2	
65/70	A(with self-adjusters)	Front & rear-R.H. -7/16" -20 x 2 1/2"- #"R"	2	C4TZ 2041-A
71/	A(exc. P/C, Taxi)	Front & rear-R.H.	2	
67/	U	Front & rear-R.H.	2	
67/	S	Rear-R.H.	1	
65/67	B(Taxi)	Front & rear-7/16"-20 x 2 1/4"	4	8A 2041
66	U	Rear	2	
65/67	B (except Taxi)	Front & rear-R.H. -7/16"-20 x 2 1/4"-#"R"- has 3 double nibs equally spaced	2	C2OZ 2041-A
68/71	B	Front & rear-R.H.	2	
72	B	Rear-R.H.	1	
65/	F, X	Front & rear-R.H.	2	
70	P	Front & rear-R.H.	2	
71/	P (6 cyl.250 & 8 cyl.)-10" brakes	Front & rear-R.H.	2	
65/67	B (except Taxi)	Front & rear-L.H.-7/16"-20 x 2 1/4"- #"L"- has 3 double nibs equally spaced	2	C2OZ 2041-B
68/71	B	Front & rear-L.H.	2	
72	B	Rear-L.H.	1	
65/	F, X	Front & rear-L.H.	2	
70	P	Front & rear-L.H.	2	
71/	P (6 cyl.250 & 8 cyl.)-10" brakes	Front & rear-L.H.	2	
71/	L	Front & rear-R.H.-3/8"-24 x 2 1/4"-#"R"	2	D1FZ 2041-A
71/	L	Front & rear-L.H.-3/8"-24 x 2 1/4"-#"L"	2	D1FZ 2041-B

@ Replacement tubes except as indicated by part number are to be made from bulk tubing stock listed by size and part number under basic Group 2269. Insulators are to improvised from rubber hose, friction tape, etc., as required.

Identification marking

HALPERT_AUCTIONS

YEAR	MODEL	DESCRIPTION	QTY.	PART NUMBER
	2041 SCREW - BRAKE SHOE ADJUSTING - continued			
71/	P (6 cyl.200, 250)-9" brakes	Front & rear-R.H.	2	D1DZ 2041-A
71/	P (6 cyl.200, 250)-9" brakes	Front & rear-L.H.	2	D1DZ 2041-B
65/66	S	R.H.	AR	C3SZ 2041-A
65/66	S	L.H.	AR	C3SZ 2041-B
	2042 LINK - BRAKE CYLINDER TO SHOE			
65/	A, U	Front & rear-2 1/16" long	8	B7A 2042-A
65/71	B	Front & rear	8	
72	B	Rear	4	
65/69	F(10" brakes)	Front & rear	8	
67/	S	Rear	4	
70/	F	Front & rear	8	
71/	P	Front & rear	8	
65/70	X (10" brakes)	Front & rear	8	
65/66	S	1 7/8" long	AR	C3SZ 2042-A
	2044 GASKET - FRONT BRAKE BACKING PLATE TO SPINDLE			
65/67	A (Taxi)	2 3/8" I.D. -not replaced	2	★B7AZ 2044-A
65/	A(drum brakes)		2	C2AZ 2044-C
65	B	2" I.D. -not replaced	2	★C2OZ 2044-A
65	X (10" brakes)		2	
65/66	F (10"brakes)		2	
66/71	B	2" I.D.	2	C6DZ 2044-A
67/	F, L		2	
66/	P, X		2	
65	X (9" brakes)	2 3/8" I.D. -not replaced	2	★C4DZ 2044-A
65/66	F (9" brakes)		2	
	2047 NUT - BRAKE SHOE ADJUSTING SCREW			
65/	A(with self-adjusters)	Front & rear-L.H.	2	C1AZ 2047-A
65/	A(with manual adjusters)	Front & rear-R.H. & L.H.	4	
68/	S	Rear-L.H.	1	
65/	A(with self-adjusters)	Front & rear-R.H.	2	C2AZ 2047-A
68/	S	Rear-R.H.	1	
65/67	B (Taxi)	Front & rear-7/16"-20-three grooves on body for identification-not replaced	4	★AD 2047-A
65/67	B (except Taxi)	Front & rear-R.H. -7/16"-20 x 2 1/8"	2	C2OZ 2047-A
68/69	B	Front & rear-R.H.	2	
70/71	B (10" brakes)	Front & rear-R.H.	2	
72	B	Rear-R.H.	1	
65/	F, X (10" brakes)	Front & rear-R.H.	2	
71/	P (6 cyl.250 & 8 cyl.)-10" brakes	Front & rear-R.H.	2	
65/67	B (except Taxi)	Front & rear-L.H. -7/16"-20 x 2 1/8"	2	C2OZ 2047-B
68/69	B	Front & rear-L.H.	2	
70/71	B (10" brakes)	Front & rear-L.H.	2	
72	B	Rear-L.H.	1	
65/	F, X (10" brakes)	Front & rear-L.H.	2	
71/	P (6 cyl.250 & 8 cyl.)-10" brakes	Front & rear-L.H.	2	
65/70	F, X (9" brakes)	Front & rear-R.H. -7/16"-20 x 2 1/8"-2 grooves	2	C3DZ 2047-A
70/	P(6 cyl.)-9" brakes	Front & rear-R.H.	2	
65/70	F, X (9" brakes)	Front & rear-L.H. -7/16"-20 x 2 1/8"-1 groove	2	C3DZ 2047-B
70/	P(6 cyl.)-9" brakes	Front & rear-L.H.	2	
71/	L	Front & rear-R.H.-3/8"-24 x 2 1/8"	2	D1FZ 2047-A
71/	L	Front & rear-L.H.-3/8"-24 x 2 1/8"	2	D1FZ 2047-B
65/67	S	R.H.	AR	C3SZ 2047-A
65/67	S	L.H.	AR	C3SZ 2047-B

Identification marking

May, 1975

COPYRIGHT © 1975 — FORD MOTOR COMPANY — DEARBORN, MICHIGAN

FINAL ISSUE

HALPERT_AUCTIONS

YEAR	MODEL	DESCRIPTION	QTY.	PART NUMBER
	2047 NUT - BRAKE SHOE ADJUSTING SCREW - continued			
66	U " Before 6/15/66"	10" rear brakes	2	C1UU 2047-A
66	U " From 6/15/66"	10" rear brakes-not replaced	2	★C6TZ 2047-D
66	U	11" front & rear brakes	4	B7A 2047-A
67/	U	10" rear brakes-R.H.	1	C4UZ 2047-B
67/	U	10" rear brakes-L.H.	1	C4UZ 2047-A
67/	U	11" front & rear brakes-R.H.	2	C2AZ 2047-A
67/	U	11" front & rear brakes-L.H.	2	C1AZ 2047-A
	2A047 HOSE - POWER BRAKE BOOSTER RESERVOIR TO MANIFOLD - Make from B4C 4090-A			
65/	A(8 cyl. 352, 390)	Elbow (hose to manifold)-3/8"-18-90°	1	374632-S(H-11A)
65/	S	Clip (hose to windshield wiper line)	1	353547-S2(GG173)
65/	S	Tee-1/4"-3/8" hose	1	374759-S(H98)
	2048 SOCKET - BRAKE SHOE ADJUSTING SCREW			
65/	A	Front & rear-5/8" O.D. -1 7/64" long-3 grooves	AR	C1AA 2048-A
67/	U	Front & rear	4	
65/	S	Rear	2	
65/67	B (Taxi)	Front & rear-1" long-three grooves	4	AD 2048-A
65/67	B (except Taxi)	Front & rear-5/8" O.D.-31/32" long	4	C3OZ 2048-A
68/71	B (10" brakes)	Front & rear	4	
72	B	Rear	2	
65/	F, X (10" brakes)	Front & rear	4	
71/	P(6 cyl.250 & 8 cyl.)-10" brakes	Front & rear	4	
65/70	F, X (9" brakes)	Front & rear-5/8" O.D. -1" long	4	C3DZ 2048-B
70/	P(6 cyl.)-9" brakes	Front & rear	4	
71/	L	Front & rear-9/16" O.D.-1" long	4	D1FZ 2048-A
66	U	Front-11/16" O.D. -1 3/32" long-one groove	4	B7A 2048-A
66	U	Rear-5/8" O.D. -1" long-2 grooves	2	C1UU 2048-A
65/	S	Washer-flat-7/16" I.D.	4	372583-S(XX168)
65/	A, B		4	
65/70	X		4	
65/	F		4	
66/	U		4	
@	**2A048 TUBE ASSY. - FRONT BRAKE TUBE FITTING TO CONNECTOR**			
		Nut-3/16" tube-3/8"-24	AR	87942-S8(I-20)
	2049 SPRING - BRAKE SHOE ADJUSTING SCREW			
65/	A (manual-adjusting brakes)	Front & rear-5/8" diameter-3 1/4" long	4	H 2049
66	U	Front	2	
65/	A (self-adjusting brakes)	Front & rear-3/4" dia. -3 1/8" long-Blue	4	C1SS 2049-A
65/	F, X (10" brakes)	Front & rear	4	
67/	S	Rear	2	
67/	U	Front & rear	4	
65/69	B (self-adjusting brakes)	Front & rear	4	
70/71	B(10" brakes)	Front & rear	4	
72	B	Rear	2	
71/	P (6 cyl.250 & 8 cyl.)-10" brakes	Front & rear	4	
65/70	F, X (9" brakes)	Front & rear-35/64"dia. -3 15/64" long-25 1/2 coils-Green	4	C3DZ 2049-B
70	P(6 cyl.)-9" brakes	Front & rear	4	
71/	L	Front & rear-5/8" dia.-4 5/16" long-19 1/2 coils-White	4	D1FZ 2049-A
71/	P (6 cyl.)9" brakes	Front & rear	4	
65/66	S	Front & rear-49/64" dia. -3 13/32" long-21 1/2 coils-Red	AR	C3SZ 2049-A
66	U	Rear	2	8A 2049
	2A051 BRACKET - BRAKE LINE SUPPORT			
70/71	F		1	D0ZZ 2A051-A
71/	L		1	D1FZ 2A051-B

@ Replacement tubes except as indicated by part number are to be made from bulk tubing stock listed by size and part number under basic Group 2269. Insulators are to be improvised from rubber hose, friction tape, etc., as required.

HALPERT_AUCTIONS

2061-2 CYLINDER ASSY. - FRONT BRAKE

IDENTIFICATION CHART

DIAMETER (INCHES)	• IDENTIFICATION	PART NUMBER
1	1Y	D1FZ 2061-A
1	1Y	D1FZ 2062-A
1	1Y-1OR	D2FZ 2061-A
1	1Y-1OR	D2FZ 2062-A
1 1/16	1G	C5DZ 2061-A
1 1/16	1G	C5DZ 2062-A
1 1/16	2R	C3OZ 2061-C
1 1/16	2R	C3OZ 2062-C
1 3/32	1B	★C5AZ 2061-A r/ D2AZ 2061-A
1 3/32	1B	★C5AZ 2062-A r/b D2AZ 2062-A
1 3/32	1B	★C6OZ 2061-A r/b C9TZ 2061-B
1 3/32	1B	★C6OZ 2062-A r/b C9TZ 2062-B
1 3/32	2G	C9TZ 2061-B
1 3/32	2G	C9TZ 2062-B
1 3/32	1B-1OR	D2AZ 2061-A
1 3/32	1B-1OR	D2AZ 2062-A
1 1/8	None	C1TT 2261-A
1 1/8	None	C1TT 2262-A
1 1/8	1BL-1OR	D2ZZ 2061-A
1 1/8	1BL-1OR	D2ZZ 2062-A
1 1/8	1R-1OR	D2DZ 2061-A
1 1/8	1R-1OR	D2DZ 2062-A
1 1/8	2W	C3OZ 2061-B
1 1/8	2W	C3OZ 2062-B
1 1/8	1Y	★C9AZ 2061-A r/b D2AZ 2061-B
1 1/8	1Y	C9AZ 2062-A
1 1/8	1Y	D1DZ 2061-A
1 1/8	1Y	D1DZ 2062-A
1 1/8	1Y-1BL	D1TZ 2061-A
1 1/8	1Y-1BL	D1TZ 2062-A
1 1/8	1Y-1OR	D2AZ 2061-B
1 1/8	1Y-1OR	D2AZ 2062-B

MODEL APPLICATION

YEAR	MODEL	LOCATION	DIAMETER (inches)		QTY.	PART NUMBER: CYLINDER ASSY.	PART NUMBER: REPAIR KIT ▲
	- A -						
65/68	A (Drum Brakes)	R.H.	1 3/32		1	★♦C5AZ 2061-A ◊D2AZ 2061-A	♦C3AZ 2221-A ◊D2AZ 2221-A
		L.H.			1	★♦C5AZ 2062-A ◊D2AZ 2062-A	♦C3AZ 2221-A ◊D2AZ 2221-A
69/71	A (except 71) - Drum Brakes	R.H.	1 1/8		1	★♦C9AZ 2061-A	♦C8UZ 2221-A
	A (P/C)-Drum Brakes	R.H.			1	★♦C9AZ 2061-A ◊D2AZ 2061-B	♦C8UZ 2221-A ◊D2AZ 2221-B
		L.H.			1	C9AZ 2062-A	C8UZ 2221-A
	A (71)-Drum Brakes	R.H.	1 3/32		1	★♦C5AZ 2061-A ◊D2AZ 2061-A	♦C3AZ 2221-A ◊D2AZ 2221-A
		L.H.			1	★♦C5AZ 2062-A ◊D2AZ 2062-A	♦C3AZ 2221-A ◊D2AZ 2221-A
72	A (except 71)	R.H.	1 1/8		1	D2AZ 2061-B	D2AZ 2221-B
		L.H.			1	D2AZ 2062-B	D2AZ 2221-B
	A (71)	R.H.	1 3/32		1	D2AZ 2061-A	D2AZ 2221-A
		L.H.			1	D2AZ 2062-A	D2AZ 2221-A
	- B -						
65	B (10" x 2 1/4" brakes)	R.H.	1 1/8		1	C3OZ 2061-B	C3OZ 2221-B
		L.H.			1	C3OZ 2062-B	C3OZ 2221-B
	B (10" x 2 1/2" brakes)	R.H.	1 1/16		1	C3OZ 2061-C	C3OZ 2221-C
		L.H.			1	C3OZ 2062-C	C3OZ 2221-C
66/69	B (10" x 2 1/4" brakes)	R.H.	1 1/8		1	C3OZ 2061-B	C3OZ 2221-B
		L.H.			1	C3OZ 2062-B	C3OZ 2221-B
	B (10" x 2 1/2" brakes)	R.H.	1 3/32		1	★♦C6OZ 2061-A ◊C9TZ 2061-B	♦C3AZ 2221-A ◊C3AZ 2221-A
		L.H.			1	★♦C6OZ 2062-A ◊C9TZ 2062-B	♦C3AZ 2221-A ◊C3AZ 2221-A
70	B (10" x 2 1/4", 10" x 2 1/2" brakes)	R.H.	1 1/8		1	C3OZ 2061-B	C3OZ 2221-B
		L.H.			1	C3OZ 2062-B	C3OZ 2221-B
71	B (10" x 2 1/4", 10" x 2 1/2" brakes)	R.H.	1 1/8		1	C3OZ 2061-B	C8UZ 2221-A
		L.H.			1	C3OZ 2062-B	C8UZ 2221-A

▲ Refer to Group 2221 for contents of kit ♦ Original ◊ Service Replacement

• Paint Code Identification B - Blue BL - Black G - Green OR - Orange R - Red W - White Y - Yellow

COPYRIGHT © 1975 — FORD MOTOR COMPANY — DEARBORN, MICHIGAN

FINAL ISSUE

HALPERT_AUCTIONS

2061-2 CYLINDER ASSY. - FRONT BRAKE - continued

YEAR	MODEL	LOCATION	DIAMETER (inches)		QTY.	PART NUMBER CYLINDER ASSY.	PART NUMBER REPAIR KIT ▲
	- F -						
65/69	F (9" x 2 1/4" brakes)	R.H.	1 1/16		1	C5DZ 2061-A	C1DZ 2221-B
		L.H.			1	C5DZ 2062-A	C1DZ 2221-B
	F (10" x 2 1/4" brakes)	R.H.	1 1/8		1	C3OZ 2061-B	C3OZ 2221-B
		L.H.			1	C3OZ 2062-B	C3OZ 2221-B
	F (10" x 2 1/2" brakes)-1966/69	R.H.	1 3/32		1	★♦C6OZ 2061-A	♦C3AZ 2221-A
						◊C9TZ 2061-B	◊C3AZ 2221-A
		L.H.			1	★♦C6OZ 2062-A	♦C3AZ 2221-A
						◊C9TZ 2062-B	◊C3AZ 2221-A
70	F (9" x 2 1/4" brakes)	R.H.	1 1/16		1	C5DZ 2061-A	C1DZ 2221-B
		L.H.			1	C5DZ 2062-A	C1DZ 2221-B
	F (10" x 2 1/4", 10" x 2 1/2" brakes)	R.H.	1 1/8		1	C3OZ 2061-B	C3OZ 2221-B
		L.H.			1	C3OZ 2062-B	C3OZ 2221-B
71	F (10" x 2 1/4", 10 x 2 1/2" brakes)	R.H.	1 1/8		1	C3OZ 2062-B	C8UZ 2221-A
		L.H.			1	C3OZ 2061-B	C8UZ 2221-A
72	F (10" x 2 1/2" brakes)	R.H.	1 1/8		1	D2ZZ 2061-A	D2AZ 2221-B
		L.H.			1	D2ZZ 2062-A	D2AZ 2221-B
	- L -						
71	L (9" x 2" brakes)	R.H.	1		1	D1FZ 2061-A	D1FZ 2221-A
		L.H.			1	D1FZ 2062-A	D1FZ 2221-A
72	L (9" x 2" brakes)	R.H.	1		1	D2FZ 2061-A	D2FZ 2221-A
		L.H.			1	D2FZ 2062-A	D2FZ 2221-A
	- P -						
70	P (9" x 2 1/4" brakes)	R.H.	1 1/16		1	C5DZ 2061-A	C1DZ 2221-B
		L.H.			1	C5DZ 2062-A	C1DZ 2221-B
71	P (6 cyl.)-9" x 2 1/4" brakes	R.H.	1 1/8		1	D1DZ 2061-A	D1DZ 2221-A
		L.H.			1	D1DZ 2062-A	D1DZ 2221-A
	P (6 cyl. 250 & 8 cyl.)-10" x 2 1/4" brakes	R.H.	1 1/8		1	C3OZ 2061-B	C8UZ 2221-A
		L.H.			1	C3OZ 2062-B	C8UZ 2221-A
72	P (6 cyl. -except 6 cyl. 250 with D70 x 14 tires)-9" x 2 1/4" brakes	R.H.	1 1/8		1	D2DZ 2061-A	D2DZ 2221-A
		L.H.			1	D2DZ 2062-A	D2DZ 2221-A
	P (6 cyl. 250 with D70 x 14 tires & 8 cyl.)-10" x 2 1/2" brakes	R.H.	1 1/8		1	D2ZZ-2061-A	D2AZ 2221-B
		L.H.			1	D2ZZ 2062-A	D2AZ 2221-B
	- U -						
66/71	U (11" x 2" brakes) "Before Ser. K20,001"	R.H.	1 1/8		1	C1TT 2262-A	C8UZ 2221-A
		L.H.			1	C1TT 2261-A	C8UZ 2221-A
71/	U (11" x 2" brakes) "From Ser. K20,001"	R.H.	1 1/8		1	D1TZ 2061-A	C8UZ 2221-A
		L.H.			1	D1TZ 2062-A	C8UZ 2221-A
	- X -						
65/70	X (9" x 2 1/4" brakes)	R.H.	1 1/16		1	C5DZ 2061-A	C1DZ 2221-B
		L.H.			1	C5DZ 2062-A	C1DZ 2221-B
	X (10" x 2 1/4" brakes)	R.H.	1 1/8		1	C3OZ 2061-B	C3OZ 2221-B
		L.H.			1	C3OZ 2062-B	C3OZ 2221-B
	X (10" x 2 1/2" brakes)-1966/70	R.H.	1 3/32		1	★♦C6OZ 2061-A	♦C3AZ 2221-A
						◊C9TZ 2061-B	◊C3AZ 2221-A
		L.H.			1	★♦C6OZ 2062-A	♦C3AZ 2221-A
						◊C9TZ 2062-B	◊C3AZ 2221-A

YEAR	MODEL	DESCRIPTION	QTY.	PART NUMBER
65/	B	Bolt (cylinder to carrier plate)-5/16"-18 x 1/2"	4	20310-S8(B48)
65/66	A		4	
65/70	X (10" x 2 1/4" brakes)		4	
65/	F (8 cyl.)-10" x 2 1/4" brakes		4	
		Lockwasher-5/16"		★34941-S7
65/70	X	Screw & washer (cylinder to carrier plate)-1/4"-28 x 3/8"	4	42741-S7-8(U2)
65/69	F (6 cyl.)		4	
67/69	A		4	
70	A, B, F, P, U, X	Screw & washer (cylinder to carrier plate)-1/4"-28 x 3/8"	4	383755-S2BB574CD

▲ Refer to Group 2221 for contents of kit ♦ Original ◊ Service Replacement

HALPERT_AUCTIONS

YEAR	MODEL	DESCRIPTION	QTY.	PART NUMBER
2066	**CUP - BRAKE SHOE HOLD DOWN SPRING** - Also refer to Group 2A094			
65/	A, F, L, P, U (drum brakes)	Cup-front & rear	16	B7A 2066-A
65/71	B (drum brakes)	Front & rear	16	
72	B (drum brakes)	Rear	8	
65/	S (drum brakes)	Rear	8	
65/70	X (9" brakes)	Front & rear	8	
65/70	X (10" brakes)	Front & rear	16	
68/	A, F, X (disc brakes)	Clip	4	C8AZ 2066-A
68/71	B, S (disc brakes)		4	
68/	A (disc brakes)	Screw & washer (to anchor)-1/4" -20 x 7/16"	2	382563-S100
68/71	S (disc brakes)		2	(BB554H)

YEAR	MODEL	DESCRIPTION	LENGTH (INCHES)	COILS	COLOR IDENT.	QTY.	PART NUMBER
2068	**SPRING - BRAKE SHOE HOLD DOWN** - Also refer to Group 2A094						
	- A -						
65/	A(manual-adjusters)	Front & rear-upper	1 1/16	5 1/4	Silver	8	C3SZ 2068-A
	A(self-adjusters)	Front & rear-lower	1	5 1/4	Purple	8	D3TZ 2068-A
	- B -						
65/67	B	Front & rear-primary	1 1/16			4	H 2068
	B(exc. Taxi)	Front & rear-secondary			Black	4	TDAA 2068-A
	B(Taxi)	Front & rear-secondary	1 1/16			4	H 2068
68/71	B	Front & rear-primary	1 1/16			4	H 2068
	B	Front & rear-secondary			Black	4	TDAA 2068-A
72	B	Rear			Black	8	TDAA 2068-A
	- F -						
65/70	F(9" brakes)	Front & rear-primary	13/16	5 1/2	Gray	4	C5DZ 2068-A
	F(9" brakes)	Front & rear-secondary	7/8	5 1/2	Bronze	4	C5DZ 2068-B
	F(10" brakes)	Front & rear-primary	1 1/16			4	H 2068
	F(10" brakes)	Front & rear-secondary			Black	4	TDAA 2068-A
71	F(10" brakes)	Front & rear-primary	1 1/16			4	H 2068
	F(10" brakes)	Front & rear-secondary			Black	4	TDAA 2068-A
72	F	Front & rear			Black	8	TDAA 2068-A
	- L -						
71	L(9" brakes)	Front & rear-primary	1 1/16			4	H 2068
	L(9" brakes)	Front & rear-secondary			Black	4	TDAA 2068-A
72	L	Front-primary	1 1/16			2	H 2068
	L	Front-secondary			Black	2	TDAA 2068-A
	L	Rear-primary	13/16	5 1/2	Gray	2	C5DZ 2068-A
	L	Rear-secondary	7/8	5 1/2	Bronze	2	C5DZ 2068-B
	- P -						
70	P(6 cyl.)-9" brakes	Front & rear-primary	13/16	5 1/2	Gray	4	C5DZ 2068-A
	P(6 cyl.)-9" brakes	Front & rear-secondary	7/8	5 1/2	Bronze	4	C5DZ 2068-B
71	P(6 cyl.)-9" brakes	Front & rear-primary	13/16	5 1/2	Gray	4	C5DZ 2068-A
	P(6 cyl.)-9" brakes	Front & rear-secondary	7/8	5 1/2	Bronze	4	C5DZ 2068-B
	P(6 cyl. 250 & 8 cyl.)-10" brakes	Front & rear-primary	1 1/16			4	H 2068
	P(6 cyl. 250 & 8 cyl.)-10" brakes	Front & rear-secondary			Black	4	TDAA 2068-A
72	P(6 cyl.)-9" brakes	Front & rear-primary	13/16	5 1/2	Gray	4	C5DZ 2068-A
	P(6 cyl.)-9" brakes	Front & rear-primary	13/16	5 1/2	Gray	4	C5DZ 2068-B
	P(6 cyl. 250 & 8 cyl.)-10" brakes	Front & rear-primary			Black	4	TDAA 2068-A
	P(6 cyl. 250 & 8 cyl.)-10" brakes	Front & rear-secondary			Black	4	TDAA 2068-A
	- S -						
65	S	Front & rear-upper	1 1/16	5 1/4	Silver	8	C3SZ 2068-A
	S	Front & rear-lower	1	5 1/4	Purple	8	D3TZ 2068-A
66/	S	Rear	1	5 1/4	Purple	4	D3TZ 2068-A
	- U -						
66	U	Front & rear	1 1/16	5 1/4	Silver	8	C3SZ 2068-A
67/	U	Front & rear	1	5 1/4	Purple	8	D3TZ 2068-A
	- X -						
65/70	X(9" brakes)	Front & rear-primary	13/16	5 1/2	Gray	4	C5DZ 2068-A
	X(9" brakes)	Front & rear-secondary	7/8	5 1/2	Bronze	4	C5DZ 2068-B
	X(10" brakes)	Front & rear-primary	1 1/16			4	H 2068
	X(10" brakes)	Front & rear-secondary			Black	4	TDAA 2068-A

COPYRIGHT © 1975 — FORD MOTOR COMPANY — DEARBORN, MICHIGAN

HALPERT_AUCTIONS

YEAR	MODEL	DESCRIPTION	LENGTH (INCHES)	STAMPING IDENT.	QTY.	PART NUMBER
2069 PIN - BRAKE SHOE HOLD DOWN SPRING - Also refer to Group 2A094						
	- A -					
65/67	A(11" x 2 1/4" & 11" x 2 1/2" brakes)	Front & rear	2 5/16	I	8	B7A 2069-A
	A(11" x 3" brakes)	Front	2 9/16		4	B8E 2069-A
68/69	A(11" x 2 1/4" & 11" x 2 1/2" brakes)	Front & rear	2 5/16	I	8	B7A 2069-A
	A(11" x 3" brakes)	Front	2 9/16		4	B8E 2069-A
	A(disc brakes)	Front	1 5/16		4	C8AZ 2069-A
70/	A(11" x 2 1/2" brakes)	Front	2 5/16	I	4	B7A 2069-A
	A(11" x 3" brakes)	Front	2 9/16		4	B8E 2069-A
	A(disc brakes)	Front	1 5/16		4	C8AZ 2069-A
	A	Rear	2 5/16	I	4	B7A 2069-A
	- B -					
65/67	B(10" brakes)	Front	2 5/16	I	4	B7A 2069-A
	B(10" x 1 3/4" brakes)	Rear	2 1/8	8	4	8A 2069-A
	B(10" x 2" brakes)	Rear	2 5/16	I	4	B7A 2069-A
	B(10" x 2 1/2" brakes)	Rear	2 7/16	6	4	B7T 2069-A
68	B(10" brakes)	Front	2 5/16	I	4	B7A 2069-A
	B(disc brakes)	Front	1 5/16		4	C8AZ 2069-A
	B(10" x 1 3/4" brakes)	Rear	2 1/8	8	4	8A 2069-A
	B(10" x 2" brakes)	Rear	2 5/16	I	4	B7A 2069-A
	B(10" x 2 1/2" brakes)	Rear	2 7/16	6	4	B7T 2069-A
69/71	B(10" brakes)	Front	2 5/16	I	4	B7A 2069-A
	B(disc brakes)	Front	1 5/16		4	C8AZ 2069-A
	B(10" x 2" brakes)	Rear	2 5/16	I	4	B7A 2069-A
	B(10" x 2 1/2" brakes)	Rear	2 7/16	6	4	B7T 2069-A
72	B(10" x 2" brakes)	Rear	2 5/16	I	4	B7A 2069-A
	B(10" x 2 1/2" brakes)	Rear	2 7/16	6	4	B7T 2069-A
	- F -					
65/66	F(9" brakes)	Front & rear	2 1/8	8	8	8A 2069-A
	F(10" brakes)	Front	2 5/16	I	4	B7A 2069-A
	F(10" x 1 3/4" brakes)	Rear	2 1/8	8	4	8A 2069-A
	F(10" x 2" brakes)	Rear	2 5/16	I	4	B7A 2069-A
67/68	F(9" brakes)	Front & rear	2 1/8	8	8	8A 2069-A
	F(10" brakes)	Front	2 5/16	I	4	B7A 2069-A
	F(disc brakes)-1968	Front	1 5/16		4	C8AZ 2069-A
	F(10" x 1 3/4" brakes)	Rear	2 1/8	8	4	8A 2069-A
	F(10 x 2" brakes)	Rear	2 5/16	I	4	B7A 2069-A
	F(10" x 2 1/2" brakes)	Rear	2 7/16	6	4	B7T 2069-A
69/70	F(9" brakes)	Front & rear	2 1/8	8	8	8A 2069-A
	F(10" brakes)	Front	2 5/16	I	4	B7A 2069-A
	F(disc brakes)	Front	1 5/16		4	C8AZ 2069-A
	F(10" x 1 3/4" brakes)	Rear	2 1/8	8	4	8A 2069-A
	F(10" x 2" brakes)	Rear	2 5/16	I	4	B7A 2069-A
71/	F(10" brakes)	Front	2 5/16	I	4	B7A 2069-A
	F(disc brakes)	Front	1 5/16		4	C8AZ 2069-A
	F(10" x 1 3/4" brakes)	Rear	2 1/8	8	4	8A 2069-A
	F(10" x 2" brakes)	Rear	2 5/16	I	4	B7A 2069-A
	- L -					
71	L	Front	2 5/16	I	4	B7A 2069-A
	L	Rear	2 1/8	8	4	8A 2069-A
72	L	Front	2 5/16	I	4	B7A 2069-A
	L (exc. 73)	Rear	2 1/8	8	4	8A 2069-A
	L (73)	Rear			4	8L 2069

HALPERT_AUCTIONS

YEAR	MODEL	DESCRIPTION	LENGTH (INCHES)	STAMPING IDENT.	QTY.	PART NUMBER
	2069 PIN - BRAKE SHOE HOLD DOWN SPRING - continued - Also refer to Group 2A094					
	- P -					
70	P(6 cyl.)-9" brakes	Front & rear	2 1/8	8	8	8A 2069-A
71/	P(6 cyl.)-9" brakes	Front & rear	2 1/8	8	8	8A 2069-A
	P(6 cyl. 250 & 8 cyl.)-10" brakes	Front	2 5/16	I	4	B7A 2069-A
	P(6 cyl. 250 & 8 cyl.)-10" brakes	Rear	2 1/8	8	4	8A 2069-A
	- S -					
65/71	S	Rear	2 5/16	I	4	B7A 2069-A
68/71	S(disc brakes)		1 5/16		4	C8AZ 2069-A
72	S	Rear	2 5/16	I	4	B7A 2069-A
	- U -					
66/	U	Front			4	8L 2069
	U(10" x 2 1/2" brakes)	Rear	2 7/16	6	4	B7T 2069-A
	U(11" x 1 3/4" brakes)	Rear			4	H 2069
	- X -					
65/68	X(9" brakes)	Front & rear	2 1/8	8	8	8A 2069-A
	X(10" brakes)	Front	2 5/16	I	4	B7A 2069-A
	X(disc brakes)-1968	Front	1 5/16		4	C8AZ 2069-A
	X(10" x 1 3/4" brakes)	Rear	2 1/8	8	4	8A 2069-A
	X(10" x 2" brakes)	Rear	2 5/16	I	4	B7A 2069-A
66/68	X(10" x 2 1/2" brakes)	Rear	2 7/16	6	4	B7T 2069-A
69/70	X(9" brakes)	Front & rear	2 1/8	8	8	8A 2069-A
	X(10" brakes)	Front	2 5/16	I	4	B7A 2069-A
	X(disc brakes)	Front	1 5/16		4	C8AZ 2069-A
	X(10" x 2" brakes)	Rear	2 5/16	I	4	B7A 2069-A

YEAR	MODEL	DESCRIPTION	QTY.	PART NUMBER
	2073 BRACKET - REAR BRAKE HOSE SUPPORT			
67/70	A		1	C7AZ 2073-A
71/	A		1	D0AZ 2073-A
66/67	B, X	Not replaced	1	★C6OZ 2073-B
68/71	B, X		1	C8OZ 2073-A
71	F "Before 12/15/70"		1	D1WY 2073-A
71/	F "From 12/15/70"		1	D1ZZ 2073-A
67/70	S		1	C7AZ 2073-A
71	S		1	D0AZ 2073-A
65/	A	Screw (hose to frame)-5/16"-18 x 7/8"-tapping	1	40182-S(U269)
72	A	Screw (to No.4 c/member)-5/16"-18 x 3/4"	1	381877-S2 (UU52AF)
65/71	B	Screw (hose to underbody)-5/16"-18 x 1/2"-tapping	1	40923-S8(U264)
65/66	S	Screw (to cross member)-5/16"-18 x 5/8"-tapping	1	40936-S8(U265)
65/71	S	Screw (hose to frame)-5/16"-18 x 7/8"-tapping	1	40182-S(U269)
	2B073 SEAL - POWER BRAKE BOOSTER CHECK VALVE - Also refer to Group 2B176			
65/67	A, B,(Midland-Ross)		1	C3TZ 2B073-A
66/67	X(Midland-Ross)		1	
67	F(Midland-Ross)		1	
67	S(without speed control)-Midland-Ross		1	
	2074-5 CONNECTOR - BRAKE TUBE			
65	A	Front	1	C5AZ 2075-A
66	A(drum brakes) "Before 12/27/65"	Front-not replaced	1	★C6AZ 2075-B
66	A(drum brakes) "From 12/27/65"	Front-not replaced	1	★C6AZ 2075-C
65/67	A	Rear-not replaced	1	★C0AZ 2074-A

COPYRIGHT © 1975 — FORD MOTOR COMPANY — DEARBORN, MICHIGAN

HALPERT_AUCTIONS

YEAR	MODEL	DESCRIPTION	QTY.	PART NUMBER
	2074-5 CONNECTOR - BRAKE TUBE - continued			
65/67	B (except S/W)	Rear	1	C2OZ 2074-A
65/67	B(S/W)	Rear-not replaced	1	★C3OZ 2074-A
65/67	B Special (8 cyl. 289 4/B carb.)	Rear	1	
65	F	Front	1	C2OZ 2075-A
65/67	F(disc brakes)	Front	1	C5ZZ 2075-A
66	F(without Power Brake Booster)	Front-not replaced	1	★C6ZZ 2075-A
65	X(without Power Brake Booster)	Front	1	C4DZ 2075-A
65	X(with Power Brake Booster)	Front-not replaced	1	★C4GY 2075-A
65	X	Rear	1	C4DZ 2074-A
65/66	A	Screw (front connector to frame)-5/16"-18 x 7/8" tapping	1	40182-S(U269)
65	F	Screw (to fender apron)	1	
65/66	B	Screw (front connector to fender apron) - 5/16"-18 x 1/2" -tapping	1	40923-S8(U264)
	2B074 RING - POWER BRAKE BOOSTER BELLOWS WEAR			
65/67	A,B(Midland-Ross)		1	C3TZ 2B074-A
66/67	X(Midland-Ross)		1	
67	F(Midland-Ross)		1	
67	S(without speed control)-Midland-Ross		1	

YEAR	MODEL	DESCRIPTION	LENGTH	QTY.	PART NUMBER
	2078 HOSE - FRONT BRAKE				
	- A -				
65	A	R.H. & L.H.	12 1/4	2	C5AZ 2078-A
66	A (drum brakes)	R.H. & L.H.	12 1/4	2	C5AZ 2078-A
	A (disc brakes)	R.H.	10 3/4	1	C6AZ 2A420-G
		L.H.	10 3/4	1	C6AZ 2A420-H
67	A (drum brakes)	R.H. & L.H.	11 1/2	2	C7AZ 2078-A
	A (disc brakes) "Before 10/15/66"	R.H.	10 3/4	1	C7SZ 2078-A
		L.H.	10 3/4	1	C7SZ 2078-B
	A (disc brakes) "From 10/15/66"	R.H.	10 3/4	1	C7SZ 2078-C
		L.H.	10 3/4	1	C7SZ 2078-D
68	A (drum brakes)	R.H.& L.H.	11 1/2	2	C7AZ 2078-A
	A (disc brakes)	R.H.	12 1/4	1	C8AZ 2078-A
		L.H.	12 1/4	1	C8AZ 2078-B
69	A (drum brakes) "Before 4/1/69"	R.H. & L.H.		2	C9AZ 2078-C
	A (drum brakes) "From 4/1/69"	R.H. -#D0AA 2B171-E	12 3/16	1	D0AZ 2078-C
		L.H. -#D0AA 2B218-E	12 3/16	1	D0AZ 2078-D
	A (disc brakes)	R.H.	16 1/4	1	C9AZ 2078-A
		L.H.	16 1/4	1	C9AZ 2078-B
70	A (drum brakes)	R.H. -#D0AA 2B171-E	12 3/16	1	D0AZ 2078-C
		L.H. -#D0AA 2B218-E	12 3/16	1	D0AZ 2078-D
	A (disc brakes)	R.H. -r/b D0AZ 2078-E (4-74)	16 3/8	1	★D0AZ 2078-A
		L.H.-r/b D0AZ 2078-F (4-74)	16 3/8	1	★D0AZ 2078-B
71/	A (drum brakes)	R.H. -#D0AA 2B171-E	12 3/16	1	D0AZ 2078-C
		L.H. -#D0AA 2B218-E	12 3/16	1	D0AZ 2078-D
	A (disc brakes)	R.H. - #D0AA 2B171-D	16 5/16	1	D0AZ 2078-E
		L.H. -#D0AA 2B218-D	16 5/16	1	D0AZ 2078-F
	- B -				
65/66	B	R.H. & L.H.	13 7/8	2	LD 2078-A
67	B (drum brakes)	R.H. & L.H.	12 5/8	2	C7OZ 2078-A
	B (disc brakes)	R.H. & L.H.	14 1/4	2	C7OZ 2078-B
68	B (drum brakes)	R.H. & L.H.	12 5/8	2	C7OZ 2078-A
	B (disc brakes)	R.H.	12 1/4	1	C8OZ 2078-A
		L.H.	12 1/4	1	C8OZ 2078-B
69	B (drum brakes)	R.H. & L.H.	12 5/8	2	C7OZ 2078-A
	B (disc brakes)	R.H.	12 1/4	1	C8OZ 2078-A
		L.H.	12 1/4	1	C8OZ 2078-B

Identification marking

HALPERT_AUCTIONS

YEAR	MODEL	DESCRIPTION	LENGTH	QTY.	PART NUMBER
	2078 HOSE - FRONT BRAKE - continued				
	- B -				
70	B (drum brakes)	R.H. & L.H.	12 5/8	2	C7OZ 2078-A
	B (disc brakes)	R.H. -r/b D0OZ 2078-C (11/73)	12 7/16	1	★D0OZ 2078-A
		L.H. -r/b D0OZ 2078-D (11/73)	12 7/16	1	★D0OZ 2078-B
71	B (drum brakes)	R.H. & L.H.	12 5/8	2	C7OZ 2078-A
	B (disc brakes)	R.H. - #D0OA 2B171-C	12 7/16	1	D0OZ 2078-C
		L.H. - #D0OA 2B218-D	12 7/16	1	D0OZ 2078-D
72	B	R.H. & L.H.	14 3/8	2	D2OZ 2078-A
	- F -				
65/66	F (disc brakes)	R.H. & L.H.	15	2	C5ZZ 2078-A
	F (drum brakes) "Before 8/17/64"	R.H. & L.H.	15	2	B7AZ 2078-A
	F (drum brakes) "From 8/17/64"	R.H. & L.H.	13 1/4	2	C5ZZ 2078-B
67	F (drum brakes)	R.H. & L.H.	13 1/4	2	C7ZZ 2078-A
	F (disc brakes)	R.H. & L.H.	14 1/4	2	C7OZ 2078-B
68/70	F (drum brakes)	R.H. & L.H.	13 1/4	2	C7ZZ 2078-A
	F (disc brakes)	R.H.	13 13/16	1	C8ZZ 2078-A
		L.H.	13 13/16	1	C8ZZ 2078-B
71	F (drum brakes) "Before 9/17/70"	R.H. & L.H.		2	D1FZ 2078-A
	F (drum brakes) "From 9/17/70 to 5/3/71"	R.H. & L.H.		2	D1ZZ 2078-D
	F (drum brakes) "From 5/3/71"	R.H. & L.H.	13 7/8	2	D1ZZ 2078-E
	F (disc brakes)	R.H.		1	D1ZZ 2078-A
		L.H.		1	D1ZZ 2078-B
72	F (drum brakes)	R.H. & L.H.	13 7/8	2	D1ZZ 2078-E
	F (disc brakes)	R.H.		1	D1ZZ 2078-A
		L.H.		1	D1ZZ 2078-B
	- L -				
71/	L (drum brakes)	R.H. & L.H.		2	D1ZZ 2078-D
	L (disc brakes) "Before 1/17/72"	R.H. & L.H.	13 7/8	2	D1FZ 2078-B
	L (disc brakes) "From 1/17/72"	R.H. & L.H.	15 11/16	2	D2FZ 2078-A
	- P -				
70	P	R.H.	12 3/4	1	D0DZ 2078-E
		L.H.	12 3/4	1	D0DZ 2078-F
71/	P	R.H. & L.H.	12 5/8	2	C7OZ 2078-A
	- S -				
65/66	S		13 15/16	2	C5SZ 2078-B
67	S "Before 10/15/66	R.H.	10 3/4	1	C7SZ 2078-A
		L.H.	10 3/4	1	C7SZ 2078-B
	S "From 10/15/66"	R.H.	10 3/4	1	C7SZ 2078-C
		L.H.	10 3/4	1	C7SZ 2078-D
68/69	S	R.H.	12 1/4	1	C8AZ 2078-A
		L.H.	12 1/4	1	C8AZ 2078-B
70/71	S	R.H.	12 5/16	1	D0SZ 2078-A
		L.H.	12 5/16	1	D0SZ 2078-B
72	S	R.H. & L.H.	14 3/8	2	D2OZ 2078-A
	- U -				
66	U	R.H. & L.H.	11 20/32	2	C6TZ 2078-A
	U " Before Ser. B72,001"	Center-with connector	20 1/2	1	C6TZ 2078-B
	U "From Ser. B72,001"	Center-with connector	16 3/4	1	C6TZ 2078-F
67/70	U	R.H. & L.H.	11 20/32	2	C6TZ 2078-A
	U	Center-with connector	14 5/8	1	C7TZ 2078-B
71/	U	R.H. & L.H.	12 7/8	2	D1TZ 2078-C
	U	Center-with connector	14 5/8	1	C7TZ 2078-B
	- X -				
65	X		13 15/32	2	C5DZ 2078-A
66	X		13 7/8	2	LD 2078-A
67	X (drum brakes)		12 5/8	2	C7OZ 2078-A
	X (disc brakes)		14 1/4	2	C7OZ 2078-B
68/70	X (drum brakes)		12 5/8	2	C7OZ 2078-A
	X (disc brakes)	R.H.	12 1/4	1	C8OZ 2078-A
		L.H.	12 1/4	1	C8OZ 2078-B

Identification marking

May, 1975

COPYRIGHT © 1975 — FORD MOTOR COMPANY — DEARBORN, MICHIGAN

FINAL ISSUE

HALPERT_AUCTIONS

YEAR	MODEL	DESCRIPTION	QTY.	PART NUMBER
	2078 HOSE - FRONT BRAKE - continued			
68	A,B,F,S,X(disc brakes)	Bolt (to caliper)-3/8"-24 x 1"	2	382365-S100 (BB817CS)
65/	S	Bolt (to disc)-3/8"-24 x 1"-hollow	2	380086-S7-8 (BB539F)
68	A(71),A(54,62 P/C)		2	
68	B(8 cyl.427)		2	
68	B(63D,65D,66D,76D)		2	
68	F(8 cyl.289-4/B)		2	
66/67	A		2	
68	S	Screw (to frame)-5/16"-18 x 3/4"	2	381877-S2 (UU52AF)
68	F(8 cyl.289-4/B)		4	
68	B(8 cyl.427)		4	
68	B(63D,65D,66D,76D)		4	
	2082 BRACKET - FRONT BRAKE HOSE SUPPORT			
	- A -			
65/66	A(drum brakes)	R.H.-not replaced	1	★C5AZ 2082-A
		L.H.	1	C5AZ 2082-B
67/68	A (disc brakes)	R.H.	1	C7SZ 2082-A
		L.H.	1	C7SZ 2082-B
67/70	A(drum brakes)	R.H.	1	C7AZ 2082-A
		L.H.	1	C7AZ 2082-B
	- B -			
65	B	R.H. & L.H.	2	C1SS 2082-C
67/71	B	R.H.	1	C7OZ 2082-A
		L.H.	1	C7OZ 2082-B
72	B	R.H.	1	D2OZ 2082-A
		L.H.	1	D2OZ 2082-B
	- F -			
67/70	F(drum brakes)	R.H. & L.H.	2	C1SS 2082-C
71/	F (drum brakes)	R.H.	1	D1ZZ 2082-A
		L.H.	1	D1ZZ 2082-B
	- L -			
71	L	R.H.	1	D1FZ 2082-A
		L.H.	1	D1FZ 2082-B
72	L "Before 1/17/72"	R.H.	1	D1FZ 2082-A
		L.H.	1	D1FZ 2082-B
	L (drum brakes) "From 1/17/72"	R.H.	1	D1FZ 2082-A
		L.H.	1	D1FZ 2082-B
	L (disc brakes) "From 1/17/72"	R.H. & L.H.	2	D2FZ 2082-A
	- P -			
71/	P(drum brakes)	R.H.	1	D0DZ 2082-C
		L.H.	1	D0DZ 2082-D
	- S -			
67/68	S	R.H.	1	C7SZ 2082-A
		L.H.	1	C7SZ 2082-B
72	S	R.H.	1	D2OZ 2082-A
		L.H.	1	D2OZ 2082-B
	- U -			
66/70	U	Inner bracket	2	C6TZ 2082-A
71/	U		2	D1TZ 2082-C
	- X -			
67/70	X	R.H.	1	C7OZ 2082-A
		L.H.	1	C7OZ 2082-B
		Lockwasher-5/16"		34806-S7(X64)
65/67	A "Before 2/1/67"	Screw(bracket to frame)-5/16"-18x7/8"-tapping	2	40182-S(U269)
67/	A,S "From 2/1/67"	Screw (to frame)-5/16"-18 x 3/4"-washer head	2	381877-S2(UU52AF)
67/	F,L,P	Screw (to side member)	AR	
65/69	B	Screw (bracket to underbody)-5/16"-18 x 1/2"-tapping	2	40923-S8(U264)

HALPERT_AUCTIONS

YEAR	MODEL	DESCRIPTION	QTY.	PART NUMBER
	2091 NUT - PARKING BRAKE EQUALIZER			
65/66	A, S	5/16"-24	1	8A 2091
67	A, S	5/16"-18	1	C7AZ 2091-A
68/71	A, S	5/16"-18	1	C8AZ 2091-A
72	A(76)		1	
			1	
	2A091 BOOSTER INSTALLATION KIT - POWER BRAKE			
	- A -			
65/66	A	Not replaced	1	★C5AZ 2A091-A
	Consists of			
	1-C5AA 2A040-D Tube	1-C5AA 2420-B Tube	1-375786-S Tee	
	1-C1SS 2A047-C Hose	1-C5MA 2420-A Tube	1-375787-S Tee	
	1-C5AA 2B195-B Booster & Master Cyl.	1-353808-S8 Plug	2-376428-S8 Clamp	
	1-C5AA 2420-A Tube	1-374134-S8 Clip	1-Installation sketch	
67	A (drum brakes)	Not replaced	1	★C7AZ 2A091-A
	Consists of			
	1-C7AA 2A040-L Tube	1-C6AA 2420-B Tube	1-374134-S8 Clip	
	1-B9SS 2A047-C Hose	1-C6AA 2420-E Tube	2-376428-S8 Clamp	
	1-C7AA 2B195-AB Booster & Master Cyl.	1-C6AZ 9A474-A Fitting	1-380613-S Cap	
	1-C7AA 2B253-E Tube	1-C6AZ 9A474-B Fitting	1-380614-S Cap	
	1-C6AA 2420-A Tube	2-351415-S Washer	1-Installation sketch	
68	A(drum brakes)	Not replaced	1	★C8AZ 2A091-A
	Consists of			
	1-C8AA 2A040-J Tube	1-C8AA 2B253-F Tube	1-353777-S Connector	
	1-C8AA 2A047-A Hose	1-C8AA 2420-C Tube	2-376428-S8 Clamp	
	1-C8AA 2B195-M Booster & Master Cyl.	2-351415-S Washer	1-381799-S2 Clip	
			1-Installation sketch	
69	A (drum brakes)	When used with M/T, procure appropriate 2455 brake pedal in place of kit pedal-not replaced	1	★C9AZ 2A091-A
	Consists of			
	1-C9AJ 2005-B Booster	1-C9AZ 2169-F Piston	1-351053-S Strap	
	1-C9AJ 2A040-A Tube	1-C9AJ 2B253-A Tube	2-379059-S8 Clamp	
	1-C9AA 2A047-A Hose	1-C9AZ 2455-A Pedal (A/T)	6-382802-S100 Locknut	
			1-Installation sketch	
70/	A (drum brakes)	When used with M/T, procure appropriate 2455 brake pedal in place of kit pedal-not replaced	1	★D0AZ 2A091-A
	Consists of			
	1-C9AJ 2005-B Booster	1-C9AZ 2169-F Piston	1-351053-S Strap	
	1-D0AJ 2A040-A Tube	1-D0AJ 2B253-A Tube	2-376428-S8 Clamp	
	1-C9AA 2A047-A Hose	1-C9AZ 2455-A Pedal (A/T)	6-382802-S100 Lock nut	
			1-Installation sketch	
	- B -			
66	B (6 cyl. 200 & 8 cyl. 289)		1	C6OZ 2A091-A
	Consists of			
	1-C6OA 2A040-E Tube	1-C6AA 2420-B Tube	2-351415-S Washer	
	1-C1SS 2A047-C Hose	1-C6OA 2420-D Tube	2-376428-S Clamp	
	1-C6OA 2B195-F Booster & Master Cyl.	1-C6AZ 9A474-A Fitting	1-380613-S Cap	
	1-C6OA 2264-F Tube	1-C6AZ 9A474-B Fitting	1-380614-S Cap	
			1-Installation sketch	
66	B (8 cyl. 390)	Not replaced	1	★C6OZ 2A091-B
	Consists of			
	1-C6OA 2A040-F Tube	1-C6OA 2264-D Tube	2-376428-S8 Clamp	
	1-C4GA 2A047-C Hose	1-C6AA 2420-E Tube	1-380613-S Cap	
	1-C6OZ 2075-B Connector	1-C6AZ 9A474-D Fitting	1-380614-S Cap	
	1-C6OA 2B195-J Booster & Master Cyl.	1-40923-S2 Screw	1-Installation sketch	
	1-C6OA 2B221-A Tube	2-351415-S Washer		

COPYRIGHT © 1975 — FORD MOTOR COMPANY — DEARBORN, MICHIGAN

2A091 BOOSTER INSTALLATION KIT - POWER BRAKE - continued

YEAR	MODEL	DESCRIPTION	QTY.	PART NUMBER
	- B -			
67	B Consists of 1-C7OA 2A040-J Tube 1-C1AA 2A047-D Hose 1-C9AZ 2178-A Valve 1-C7OA 2B195-S Booster & Master Cyl. 1-C7OA 2B253-F Tube 1-C6AA 2420-B Tube	Not replaced 1-C6AA 2420-E Tube 1-C6OA 2420-D Tube 1-C7OA 2420-A Tube 1-C7OA 7B086-A Connector 1-C6AZ 9A474-A Fitting 1-C6AZ 9A474-B Fitting	1	★C7OZ 2A091-A 1-351053-S Strap 2-351415-S Washer 2-376428-S Clamp 1-380613-S Cap 1-380614-S Cap 1-Installation sketch
68	B (drum brakes) Consists of 1-C8OA 2A040-K Tube 1-C8AA 2A047-A Hose 1-C9AZ 2178-A Valve 1-C8OA 2B195-L Booster & Master Cyl.	Not replaced 1-C8OA 2B253-M Tube 1-C8AA 2420-G Tube 1-351053-S Strap 2-351415-S Washer	1	★C8OZ 2A091-A 1-353777-S Connector 2-376428-S8 Clamp 1-381799-S2 Clip 1-Installation sketch
69	B (drum brakes) Consists of 1-C0AA 2A021-A Guard 1-C9OZ 2B022-A Gasket 1-C8OA 2A040-K Tube 1-C8AA 2A047-A Hose	Not replaced 1-C9AZ 2178-A Valve 1-C9OJ 2B195-C Booster & Master Cyl. 1-C8OA 2B253-M Tube 1-C8AA 2420-G Tube	1	★C8OZ 2A091-B 1-351053-S Strap 2-351415-S Washer 1-353777-S Connector 2-376428-S8 Clamp 1-381799-S2 Clip 1-Installation sketch
70	B(drum brakes) Consists of 1-C0AA 2A021-A Guard 1-C9OZ 2B022-A Gasket 1-D0GA 2A040-A Tube 1-B9SS 2A047-A Hose	Not replaced 1-D0GY 2178-A Valve 1-D0GA 2B195-B Booster & Master Cyl. 1-D0GA 2B253-A Tube 1-351053-S Strap	1	★D0OZ 2A091-A 2-351415-S Washer 2-379059-S8 or 382984-S32 Clamp 1-381799-S2 Clip 1-Installation sketch
71	B (drum brakes) Consists of 1-C0AA 2A021-A Guard 1-C9OZ 2B022-A Gasket 1-D0GA 2A040-A Tube 1-C8AA 2A047-A Hose	Not replaced 1-D0GY 2178-A Valve 1-D1GA 2B195-AA Booster & Master cyl. 1-D0GA 2B253-A Tube	1	★D1OZ 2A091-A 1-351053-S Strap 2-351415-S Washer 2-379059-S8 or 382984-S32 Clamp 1-381799-S2 Clip 1-Installation sketch
72	B (manual disc brakes) Consists of 1-D2OA 2A040-BF Tube 1-C1AA 2A047-F Hose 1-D2OA 2B195-BJ Booster & Master Cyl. 1-D2OA 2B253-BE Tube 1-D2AA 2A407-BA Retainer	Not replaced 1-D2SZ 2455-A Pedal 1-D1ZZ 13480-B Switch 2-356403-S2 Washer 1-377689-S2 Nut	1	★D2OZ 2A091-A 2-379059-S2 or 382984-S32 Clamp 1-380699-S100 Pin 4-382802-S100 Nut 1-384007-S Clip 1-Installation sketch
	- F -			
65/66	F (drum brakes) Consists of 1-C6ZA 2A040-C Tube 1-B9SS 2A047-A Hose 1-C6ZA 2B195-A Booster & Master Cyl. 1-C6OA 2420-D Tube	Not replaced 1-C6ZA 2420-A Tube 1-C6AZ 9A474-A Fitting 1-C6AZ 9A474-B Fitting	1	★ C6ZZ 2A091-A 2-376428-S8 Clamp 2-376977-S2 Screw & washer 1-380613-S Cap 1-380614-S Cap 1-Installation sketch

HALPERT_AUCTIONS

YEAR	MODEL	DESCRIPTION	QTY.	PART NUMBER
	2A091 BOOSTER INSTALLATION KIT - POWER BRAKE - continued			
	- F -			
67	F(drum brakes)- w/out collapsible strg. column	Not replaced	1	★C7ZZ 2A091-A

Consists of

1-C7ZA 2A040-F	Tube	1-C7ZZ 2455-B	Pedal (M/T)	4-55748-S	Locknut
1-C1AA 2A047-D	Hose	1-C7ZZ 2455-K	Pedal (A/T)	1-351053-S	Strap
1-C7ZA 2A188-A	Spacer	2-B7AZ 2471-A	Bushing	1-353574-S7	Washer
1-C7WA 2B195-E	Booster & Master Cyl.	1-C7OA 7B086-A	Connector	2-376428-S8	Clamp
1-C7ZA 2B253-E	Tube	1-C6AZ 9A474-A	Fitting	1-376977-S2	Screw & washer
1-C6OA 2420-D	Tube	1-C6AZ 9A474-B	Fitting	1-380613-S	Cap
1-C7OA 2420-A	Tube	1-34419-S2	Locknut	1-380614-S	Cap
1-C7ZA 2420-A	Tube	4-44728-S	Washer	1-Installation sketch	
1-C7ZA 2420-B	Tube	1-45534-S2	Bolt		

68	F(drum brakes)	Not replaced	1	★C8ZZ 2A091-A	

Consists of

1-C8WY 2005-A	Booster	1-C8AA 2420-G	Tube	1-45534-S2	Bolt
1-C8ZA 2A040-E	Tube	1-C8ZZ 2455-A	Pedal (A/T)	4-55748-S	Locknut
1-C8AA 2A047-A	Hose	1-C8ZZ 2455-C	Pedal (M/T)	1-351053-S	Strap
1-C8ZA 2169-A	Piston	2-33799-S2	Nut	1-353574-S7	Washer
1-C7ZA 2A188-A	Spacer	1-34419-S2	Locknut	1-353777-S	Connector
1-C8ZA 2B253-E	Tube	2-34807-S2	Lockwasher	2-376428-S8	Clamp
		4-44728-S	Washer	1-376977-S2	Screw & washer
				1-Installation sketch	

69	F(drum brakes)	When used with manual trans., (1) C9ZZ 2455-D brake pedal must be used in place of kit pedal	1	C9ZZ 2A091-A

Consists of

1-C9ZJ 2005-B	Booster	1-C8ZA 2B253-E	Tube	1-353777-S	Connector
1-C9ZZ 2B022-A	Gasket	1-C8AA 2420-G	Tube	2-376428-S8	Clamp
1-C8ZA 2A040-E	Tube	1-C9ZZ 2455-E	Pedal (A/T)	1-376977-S2	Screw & washer
1-C8AA 2A047-A	Hose	1-56349-S4	Bolt	6-377706-S	Locknut
1-C9AZ 2169-F	Piston	1-351053-S	Strap	1-380699-S100	Pin
1-C7ZA 2A188-A	Spacer	1-353574-S7	Washer	1-382802-S100	Locknut
				1-Installation sketch	

70	F (drum brakes)	When used with manual trans.,(1) D0ZZ 2455-B brake pedal must be used in place of kit pedal -not replaced	1	★D0ZZ 2A091-A

Consists of

1-C9ZJ 2005-B	Booster	1-C7ZA 2A188-A	Spacer	1-353574-S7	Washer
1-C9ZZ 2B022-A	Gasket	1-D0ZJ 2B253-A	Tube	2-376428-S8	Clamp
1-D0ZJ 2A040-A	Tube	1-C9ZZ 2455-A	Pedal (A/T)	1-376977-S2	Screw & washer
1-B9SS 2A047-A	Hose	1-D0ZA 3A762-A	Clamp	6-377706-S	Locknut
1-C9AZ 2169-F	Piston	1-56349-S4	Bolt	1-380699-S100	Pin
				1-382802-S100	Locknut
				1-Installation sketch	

71/72	F (drum brakes) "Before 2/28/72"	When used with manual trans.,(1) D1ZZ 2455-A brake pedal must be used in place of kit pedal	1	D1ZZ 2A091-A

Consists of

1-D1ZZ 2005-B	Booster	1-D1ZA 2420-AA	Tube	2-376428-S8	or
1-D1ZJ 2A040-AA	Tube	4-D1ZJ 2B450-AA	Spacer	382984-S32	Clamp
1-C1AA 2A047-A	Hose	1-D1ZZ 2455-B	Pedal	1-378672-S	Clip
1-C9AZ 2169-F	Piston	1-55981-S2	Screw	1-380699-S100	Pin
1-D1ZJ 2B253-AA	Tube			6-382802-S100	Nut
				1-Installation sketch	

72	F(drum brakes) "From 2/28/72"	Repl. by D3ZZ 2A091-A	1	★D2ZZ 2A091-A

Consists of

1-D1ZZ 2005-B	Booster	1-D1ZA 2420-AA	Tube	2-376428-S8	or
1-D1ZJ 2A040-AA	Tube	4-D1ZZ 2B450-A	Spacer	379059-S2	or
1-C1AA 2A047-A	Hose	1-D1ZZ 2455-B	Pedal	382984-S32	Clamp
1-C9AZ 2169-F	Piston	1-D1ZZ 13480-B	Switch	1-380699-S100	Pin
1-D1ZJ 2B253-AA	Tube	1-55981-S36M	Screw	6-382802-S100	Nut
1-D2ZJ 2B253-AA	Tube	1-378672-S	Clip	1-Installation sketch	

COPYRIGHT © 1975 — FORD MOTOR COMPANY — DEARBORN, MICHIGAN

HALPERT_AUCTIONS

YEAR	MODEL	DESCRIPTION	QTY.	PART NUMBER
	2A091 BOOSTER INSTALLATION KIT - POWER BRAKE - continued			
	- X -			
65	X(with Automatic trans.)	Not replaced	1	★C5DZ 2A091-A
	Consists of			
	1-C5DA 2005-D Booster	1-C5AZ 13480-B Switch	2-376428-S8 Clamp	
	1-C4GA 2A040-A Tube	1-34664-S Nut & washer	1-379641-S Bolt	
	1-B9SS 2A047-A Hose	5-44727-S8 Washer	1-379794-S Tee	
	1-C3OA 2420-B Tube	5-55693-S8 Nut	1-380149-S Tee	
	1-C3OA 2420-C Tube	1-353808-S8 Plug	1-Installation sketch	
66	X (6 cyl. 170, 200 & 8 cyl. 289)	For contents of kit refer to "B" Section 20, Page 31	1	C6OZ 2A091-A
67	X (drum brakes)	For contents of kit refer to "B" Section 20, Page 32-not replaced	1	★C7OZ 2A091-A
68	X (drum brakes)	For contents of kit refer to "B" Section 20, Page 32 -not replaced	1	★C8OZ 2A091-A
69/70	X (drum brakes)	For contents of kit refer to "B" Section 20, Page 32-Not replaced	1	★C8OZ 2A091-B
	2B091 VALVE - FRONT DISC BRAKE PRESSURE CONTROL - Also refer to Groups 2B161 & 2B257			
67/69	A, S		1	C7AZ 2B091-A
67/69	B, F, X		1	C7OZ 2B091-B
65/66	F(exc. GT 350)		1	C5ZZ 2B091-B
66	A		1	
65/66	F (GT 350)	Not replaced	1	★C5ZX 2B091-A
65/66	S		1	C5SZ 2B091-A
67/69	A, S	Screw (to frame)-5/16"-18 x 3/4"-washer head	1	381877-S2(UU52AF)
	2092 COVER - BRAKE ADJUSTING HOLE			
65/	A, F, L, P, U, X	Front & rear-rubber	4	8A 2092
65/71	B	Front & rear	4	
72	B	Rear	2	
65/	S	Rear	2	
	2B093 PLATE and SEAL - POWER BRAKE BOOSTER END - Also refer to Groups 2B275 & 2329			
66	A (drum brakes)-Bendix Booster	Not replaced	1	★C6AZ 2B093-A
65	S		1	C5SZ 2B093-A
66	A(disc brakes)-Bendix Booster		1	
	2A094 RETAINER REPAIR KIT - BRAKE SHOE HOLD DOWN			
65/	A, S	Consists of 4-B7A 2066-A Cup 2-C3SZ 2068-B Spring 2-B7A 2069-A Pin	AR	C5AZ 2A094-A
65/67	B (Taxi)-front & rear	Consists of 4-B7A 2066-A Cup 2-H 2068 Spring 2-B7A 2069-A Pin	4	B5AZ 2A094-A
71	B(10" brakes)-front		2	
71/	F (10" x 2" brakes)-rear		2	
71/	P(6 cyl. 250 & 8 cyl. w/10" brakes)-front		2	
65/68	B, X (10" x 1 3/4" brakes)-rear	Consists of 4-B7A 2066-A Cup 1-TDAA 2068-A Spring 1-H 2068 Spring 2-8A 2069-A Pin	2	C2OZ 2A094-D
65/	F (10" x 1 3/4" brakes)-rear		2	
67/70	F, X (9" brakes)-front & rear		4	
71/	P(6 cyl. 250 & 8 cyl. w/10" brakes)-rear		2	
65/67	B (except Taxi)-front	Consists of 4-B7A 2066-A Cup 1-TDAA 2068-A Spring 1-H 2068 Spring 2-B7A 2069-A Pin	2	C2OZ 2A094-E
65/70	B, F, X (10" x 2" brakes-except Taxi)-rear		2	
65/	F, X (10" brakes)-front		2	
71/	B (10" x 2" brakes)-rear		2	
65/	B (10" x 2 1/2" brakes)-rear	Consists of 4-B7A 2066-A Cup 1-TDAA 2068-A Spring 1-H 2068 Spring 2-B7T 2069-A Pin	2	C3OZ 2A094-A
65/66	F, X (9" brakes)-front & rear	Consists of 2-B7A 2066-A Cup 1-C5DZ 2068-B Spring 1-C5DZ 2068-A Spring 2-8A 2069-A Pin	4	C5DZ 2A094-A
71/	L, P(6 cyl. w/9" brakes)-front & rear		2	

HALPERT_AUCTIONS

INCLUDED IN THIS SECTION ARE THE CONTENTS FOR KITS 2001, 2007 and 2200.

2001 SHOE and LINING KIT - BRAKE - Refer to Group 2001 in Section 20 for Model Application

C2OZ 2001-E - consists of

2-C2OA	2018-N	Shoe & lining-primary
2-C2OA	2019-N	Shoe & lining-secondary

C3AZ 2001-A - consists of

2-C3AA	2018-K	Shoe & lining-primary
2-C3AA	2019-K	Shoe & lining-secondary

★C3OZ 2001-C - r/b C7OZ 2001-B - consists of

2-C2OA	2018-S	Shoe & lining-primary
2-C2OA	2019-E	Shoe & lining-secondary

★C3OZ 2001-D - r/b C6OZ 2001-A - consists of

2-C3OA	2018-K	Shoe & lining-primary
2-C3OA	2219-K	Shoe & lining-secondary

C4DZ 2001-A- consists of

2-C4DA	2018-B	Shoe & lining-primary
2-C4DA	2019-B	Shoe & lining-secondary

★C5AZ 2001-A - r/b D1AZ 2001-B - consists of

2-C5AA	2018-B	Shoe & lining-primary
2-C5AA	2019-B	Shoe & lining-secondary

C5AZ 2001-C - consists of

2-C5AA	2018-F	Shoe & lining-primary
2-C5AA	2019-D	Shoe & lining-secondary

C5ZZ 2001-B - consists of

4-C7OA	2018-C	Shoe & lining

C6AZ 2001-B - consists of

4-C7AA	2018-H	Shoe & lining

C6OZ 2001-A - consists of

2-C6OA	2218-B	Shoe & lining-primary
2-C6OA	2219-L	Shoe & lining-secondary

C6TZ 2001-E - consists of

2-C6TA	2018-D, E	Shoe & lining-primary
2-C6TA	2019-R, S	Shoe & lining-secondary

C6TZ 2001-F - consists of

2-C6TZ	2018-C	Shoe & lining-primary
2-C6TZ	2019-C	Shoe & lining-secondary

★C7OZ 2001-B - r/b D1OZ 2001-C - consists of

2-C7OA	2018-E	Shoe & lining-primary
2-C7OA	2019-B	Shoe & lining-secondary

C7OZ 2001-C - consists of

4-C7OA	2018-F	Shoe & lining

C7VY 2001-A - consists of

4-C7VA	2018-B	Shoe & lining

★C8AZ 2001-A - r/b C9AZ 2001-B - consists of

2-C9AA	2018-C	Shoe & lining-primary
2-C9AA	2019-C	Shoe & lining-secondary
4-C8AZ	2066-A	Clip
4-C8AZ	2069-A	Pin
4-C8AZ	2B164-A	Clip
4-C8AZ	2B295-A	Stabilizer
4-C8AZ	2B299-A	Insulator

C8AZ 2001-B - consists of

2-C5AA	2018-F	Shoe & lining-primary
2-C8AA	2019-G	Shoe & lining-secondary

C8AZ 2001-C - consists of

2-C8AA	2018-H	Shoe & lining-primary
2-C8AA	2019-E	Shoe & lining-secondary
4-C8AZ	2066-A	Clip
4-C8AZ	2069-A	Pin
4-C8AZ	2B164-A	Clip
4-C8AZ	2B295-A	Stabilizer
4-C8AZ	2B299-A	Insulator

★C8OZ 2001-A - r/b C9OZ 2001-B - consists of

2-C8OA	2018-F	Shoe & lining-primary
2-C8OA	2019-F	Shoe & lining-secondary
4-C8AZ	2066-A	Clip
4-C8AZ	2069-A	Pin
4-8M	2149	Washer
4-C8AZ	2B164-A	Clip
2-C8OZ	2B295-A	Stabilizer
4-C8AZ	2B299-A	Insulator

C8TZ 2001-B - consists of

2		Shoe & lining-primary
2		Shoe & lining-secondary

★C9AZ 2001-A - r/b D0AZ 2001-A - consists of

2-C9AA	2018-A	Shoe & lining-primary
2-C9AA	2019-A	Shoe & lining-secondary
4-C8AZ	2066-A	Clip
4-C8AZ	2069-A	Pin
4-C8AZ	2B164-A	Clip
4-C8AZ	2B295-A	Stabilizer
4-C8AZ	2B299-A	Insulator

★C9AZ 2001-B - r/b C9AZ 2001-C - consists of

2-C9AA	2018-B	Shoe & lining-primary
2-C9AA	2019-B	Shoe & lining-secondary
4-C8AZ	2066-A	Clip
4-C8AZ	2069-A	Pin
4-C8AZ	2B164-A	Clip
4-C8AZ	2B295-A	Stabilizer
4-C8AZ	2B299-A	Insulator

C9AZ 2001-C - consists of

2-C9AA	2018-B	or alternate
D0AA	2018-4	Shoe & lining-primary
2-C9AA	2019-B	or alternate
D0AA	2019-B	Shoe & lining-secondary
4-C8AZ	2066-A	Clip
4-C8AZ	2069-A	Pin
4-C8AZ	2B164-A	Clip
4-C8AZ	2B295-A	Stabilizer
4-C8AZ	2B299-A	Insulator

COPYRIGHT © 1975 — FORD MOTOR COMPANY — DEARBORN, MICHIGAN
FINAL ISSUE

HALPERT_AUCTIONS

2001 SHOE and LINING KIT - BRAKE - continued - Refer to Group 2001 in Section 20 for Model Application

★C9OZ 2001-B - r/b D0OZ 2001-C - consists of

2-C9OA	2018-C	Shoe & lining-primary
2-C9OA	2019-B	Shoe & lining-secondary
4-C8AZ	2066-A	Clip
4-C8AZ	2069-A	Pin
4-C9AZ	2149-A	Gasket
4-C8AZ	2B164-A	Clip
2-C8OZ	2B295-A	Stabilizer
4-C8AZ	2B299-A	Insulator

★D0AZ 2001-A - r/b D1AZ 2001-A - consists of

2-D0AA	2018-K	Shoe & lining-outer
2-D0AA	2019-F	Shoe & lining-inner
4-C8AZ	2066-A	Clip
4-C8AZ	2069-A	Pin
4-C8AZ	2B164-A	Clip
4-C8AZ	2B295-A	Stabilizer
4-C8AZ	2B299-A	Insulator

★D0AZ 2001-B - r/b D0AZ 2001-D - consists of

2-C9AA	2018-K or alternate	
D0AA	2018-C	Shoe & lining-primary
2-C9AA	2019-B or alternate	
D0AA	2019-B	Shoe & lining-secondary
4-C8AZ	2066-A	Clip
4-C8AZ	2069-A	Pin
4-C8AZ	2B164-A	Clip
4-C8AZ	2B295-A	Stabilizer
4-C8AZ	2B299-A	Insulator

D0AZ 2001-D - consists of

2-D2AA	2018-AA or alternate	
D2AA	2018-BA	Shoe & lining-outer
2-D2AA	2019-AA or alternate	
D2AA	2019-BA	Shoe & lining-inner
4-C8AZ	2066-A	Clip
4-C8AZ	2069-A	Pin
4-C8AZ	2B164-A	Clip
4-C8AZ	2B295-A	Stabilizer
4-C8AZ	2B299-A	Insulator

★D0GY 2001-B - r/b D1GY 2001-A - consists of

2-D0GA	2018-G	Shoe & lining-primary
2-D0GA	2019-D	Shoe & lining-secondary
4-C8AZ	2066-A	Clip
4-C8AZ	2069-A	Pin
4-8M	2149	Gasket
4-C8AZ	2B164-A	Clip
2-C8OZ	2B295-A	Stabilizer
4-C8AZ	2B299-A	Insulator

★D0OZ 2001-A - r/b D0OZ 2001-C - consists of

2-C9OA	2018-D	Shoe & lining-primary
2-C9OA	2019-B	Shoe & lining-secondary
4-C8AZ	2066-A	Clip
4-C8AZ	2069-A	Pin
4-8M	2149-A	Gasket
4-C8AZ	2B164-A	Clip
2-C8OZ	2B295-A	Stabilizer
4-C8AZ	2B299-A	Insulator

D0OZ 2001-C - consists of

2-D2ZA	2018-AA	Shoe & lining-outer
2-D2ZA	2019-AA	Shoe & lining-inner
4-C8AZ	2066-A	Clip
4-C8AZ	2069-A	Pin
4-8M	2149	Gasket
4-C8AZ	2B164-A	Clip
2-C8OZ	2B295-A	Stabilizer
4-C8AZ	2B299-A	Insulator

D1AZ 2001-A - consists of

2-D2AA	2018-DA	Shoe & lining-outer
2-D2AA	2019-DA	Shoe & lining-inner
4-C8AZ	2066-A	Clip
4-C8AZ	2069-A	Pin
4-C8AZ	2B164-A	Clip
4-C8AZ	2B295-A	Stabilizer
4-C8AZ	2B299-A	Insulator

D1AZ 2001-B - consists of

2-C5AA	2018-B	Shoe & lining - primary
2-D1AA	2019-AA	Shoe & lining - secondary

D1AZ 2001-C - consists of

2-C5AA	2018-F	Shoe & lining - primary
2-D1AA	2019-DA	Show & lining - secondary

D1AZ 2001-D - consists of

2-D2AA	2018-CA	Shoe & lining - primary
2-D2AA	2019-CA	Shoe & lining - secondary
4-C8AZ	2066-A	Clip
4-C8AZ	2069-A	Pin
4-C8AZ	2B164-A	Clip
4-C8AZ	2B295-A	Stabilizer
4-C8AZ	2B299-A	Insulator

D1DZ 2001-B - consists of

2-D1DA	2018-CB	Shoe & lining-primary
2-D1DA	2019-BC	Shoe & lining-secondary

D1FZ 2001-A - consists of

2-D12A	2018-BC	Shoe & lining-primary
2-D12A	2019- BC	Shoe & lining-secondary

D1FZ 2001-B - consists of

4-D22A	2018-BB	Shoe & lining
4-D1FZ	2B164-A	Clip
4-384467-S		Cotter pin

D1GY 2001-A-consists of

2-D1OA	2018-AA	Shoe & lining-outer
2-D1OA	2019-AA	Shoe & lining-inner
4-C8AZ	2066-A	Clip
4-C8AZ	2069-A	Pin
4-8M	2149	Gasket
4-C8AZ	2B164-A	Clip
2-C8OZ	2B295-A	Stabilizer
4-C8AZ	2B299-A	Insulator

D1GZ 2001-B - consists of

2-D1OA	2018-EA	Shoe & lining - primary
2-D1OA	2019-EA	Shoe & lining - secondary

D1OZ 2001-C - consists of

2-D1OA	2018-DA	Shoe & lining - primary
2-D1OA	2019-DA	Shoe & lining - secondary

★D1OZ 2001-D - r/b D1OZ 2001-B - consists of

2-D1OA	2018-EB	Shoe & lining-primary
2-D1OA	2019-EB	Shoe & lining-secondary

D1OZ 2001-E - consists of

2-D1OA	2018-DB	Shoe & lining-primary
2-D1OA	2019-DB	Shoe & lining-secondary

HALPERT_AUCTIONS

2001 SHOE and LINING KIT - BRAKE - continued - Refer to Group 2001 in Section 20 for Model Application

D2OZ 2001-C - consists of

2-D2OA	2018-DA	Shoe & lining-outer
2-D3OA	2019-BA	Shoe & lining-inner
2-D3AZ	2B164-A	Clip (Blue)
2-D2OZ	2B486-A	Spring
2-D2OZ	2B487-A	Key

D2OZ 2001-D - consists of

2-D2OA	2018-EA	Shoe & lining-outer
2-D3AA	2019-DA	Shoe & lining-inner
2-D3AZ	2B164-A	Clip (Blue)
2-D2OZ	2B486-A	Spring
2-D2OZ	2B487-A	Key

2007 LINING KIT - BRAKE SHOE - Refer to Group 2007 in Section 20 for Model Application

★C2AZ 2007-A - r/b D1AZ 2007-A - consists of

2-C1AA	2021-Z	Lining-primary
2-C1AA	2022-J	Lining-secondary
45-351939-S		Rivets

C2AZ 2007-B - consists of

2-C1AA	2021-AF	Lining-primary
2-C1AA	2022-N	Lining-secondary
45-351939-S		Rivets

★C2OZ 2007-D - r/b C6OZ 2007-A - consists of

2-C2OZ	2284-E	Lining-primary
2-C2OZ	2285-E	Lining-secondary
45-351939-S		Rivets

C3DZ 2007-A - consists of

2-C2DZ	2021-B	Lining-primary
2-C3DZ	2022-B	Lining-secondary
45-351939-S		Rivets

C3DZ 2007-B - consists of

2-C1DZ	2284-B	Lining-primary
2-C3DZ	2285-B	Lining-secondary
45-351939-S		Rivets

★C3OZ 2007-B - r/b C7ZZ 2007-A - consists of

2-C3OZ	2284-A	Lining-primary
2-C2OZ	2285-A	Lining-secondary
45-351939-S		Rivets

★C3OZ 2007-C - r/b C6OZ 2007-B - consists of

2-C3OZ	2021-D	Lining-primary
2-C3OZ	2285-A	Lining-secondary
45-351939-S		Rivets

C3SZ 2007-D - consists of

2-C3SZ	2284-C	Lining-primary
2-C3SZ	2285-C	Lining-secondary
45-375991-S		Rivets

C5AZ 2007-D - consists of

2-C5AA	2284-F	Lining-primary
2-C5AA	2285-E	Lining-secondary
45-351939-S		Rivets

C5AZ 2007-E - consists of

2-C5AA	2284-F	Lining-primary
2-C6AA	2285-C	Lining-secondary
45-351939-S		Rivets

C6OZ 2007-A - consists of

2-C6OZ	2284-A	Lining-primary
2-C2OZ	2285-E	Lining-secondary
45-351939-S		Rivets

★C6OZ 2007-B - r/b D1OZ 2007-A - consists of

2-C6OZ	2021-B	Lining-primary
2-C2OZ	2022-E	Lining-secondary
45-351939-S		Rivets

★C6TZ 2007-F - r/b C6TZ 2007-U - consists of

2-C4UZ	2021-A	Lining-primary
2-C6TA	2022-C	Lining-secondary
45-351939-S		Rivets

C6TZ 2007-L - consists of

2-C6TZ	2021-A	Lining-primary
2-C6TZ	2022-G	Lining-secondary
40-351939-S		Rivets

★C6TZ 2007-M - r/b C6TZ 2007-U - consists of

2-C6TA	2021-J	Lining-primary
2-C6TA	2022-U	Lining-secondary
45-351939-S		Rivets

C6TZ 2007-U - consists of

2-C6TA	2021-E	Lining-primary
2-C6TA	2022-R	Lining-secondary
45-351939-S		Rivets

★C7OZ 2007-A - r/b D1OZ 2007-B - consists of

2-C7OZ	2021-A	Lining-primary
2-C7OZ	2022-A	Lining-secondary
45-351939-S		Rivets

C7ZZ 2007-A - consists of

2-C7ZZ	2284-A	Lining-primary
2-C7ZZ	2285-A	Lining-secondary
45-351939-S		Rivets

C8AZ 2007-A - consists of

2-C1AA	2021-AF	Lining-primary
2-C8AA	2022-B	Lining-secondary
45-351939-S		Rivets

C8TZ 2007-D - consists of

2-C8TZ	2021-B	Lining-primary
2-C8TZ	2022-B	Lining-secondary
45-351939-S		Rivets

C8TZ 2007-E - consists of

2-C8TZ	2284-B	Lining-primary
2-C8TZ	2285-C	Lining-secondary
45-351939-S		Rivets

C9AZ 2007-A - consists of

2-C9AZ	2284-B	Lining-primary
2-C9AZ	2285-B	Lining-secondary
50-351939-S		Rivets

D1AZ 2007-A - consists of

2-C1AA	2021-Z	Lining-primary
2-D1AA	2022-CA	Lining-secondary
50-351939-S		Rivets

D1AZ 2007-B - consists of

2-C1AA	2021-AF	Lining-primary
2-D1AA	2022-EA	Lining-secondary
50-351939-S		Rivets

D1DZ 2007-A - consists of

2-D1DA	2021-BA	Lining-primary
2-D1DA	2022-BB	Lining-secondary
50-351939-S		Rivets

COPYRIGHT © 1975 — FORD MOTOR COMPANY — DEARBORN, MICHIGAN

HALPERT_AUCTIONS

2007 LINING KIT - BRAKE SHOE - continued -Refer to Group 2007 in Section 20 for Model Application

D1DZ 2007-B - consists of

2-D1DA	2284-BA	Lining-primary
2-D1DA	2285-BA	Lining-secondary
40-351939-S		Rivets

D1DZ 2007-C - consists of

2-D1DA	2284-BA	Lining-primary
2-D1DA	2285-BB	Lining-secondary
50-351939-S		Rivets

D1FZ 2007-A - consists of

2-D12A	2021-BA	Lining-primary
2-D12A	2022-BA	Lining-secondary
40-351939-S		Rivets

★D1FZ 2007-B - r/b D1FZ 2007-C

2-D12A	2284-CA	Lining-primary
2-D12A	2285-CA	Lining-secondary
40-351939-S		Rivets

D1FZ 2007-C - consists of

2-D12A	2284-CA	Lining-primary
2-D12A	2285-CB	Lining-secondary
50-351939-S		Rivets

D1OZ 2007-A - consists of

2-D1OA	2021-FA	Lining-primary
2-D1OA	2022-FA	Lining-secondary
45-351939-S		Rivets

D1OZ 2007-B - consists of

2-D1OA	2021-DA	Lining-primary
2-D1OA	2022-DA	Lining-secondary
45-351939-S		Rivets

D1UZ 2007-A - consists of

2-D1UZ	2021-A	Lining-primary
2-D1UZ	2022-A	Lining-secondary
50-351939-S		Rivets

D2FZ 2007-A - consists of

2-D42A	2284-CA	Lining-primary
2-D22A	2285-BC	Lining-secondary
50-351939-S		Rivets

2200 SHOE and LINING - KIT - REAR BRAKE - Refer to Group 2001 in Section 20 for Model Application

C2OZ 2200-B - consists of

2-C2OA	2218-F	Shoe & lining-primary
2-C2OA	2219-F	Shoe & lining-secondary

C2OZ 2200-C - r/b C6OZ 2200-A - consists of

2-C2OA	2218-H	Shoe & lining-primary
2-C2OA	2219-H	Shoe & lining-secondary

C3AZ 2200-A - consists of

2-C3AA	2218-B	Shoe & lining-primary
2-C3AA	2219-F	Shoe & lining-secondary

★C3OZ 2200-A - r/b C7ZZ 2200-A - consists of

2-C2OA	2218-L	Shoe & lining-primary
2-C2OA	2219-D	Shoe & lining-secondary

C3SZ 2200-B - consists of

2-C3SA	2218-J	Shoe & lining-primary
2-C3SA	2219-J	Shoe & lining-secondary

C4DZ 2200-A - consists of

2-C4DA	2218-B	Shoe & lining-primary
2-C4DA	2219-B	Shoe & lining-secondary

C5AZ 2200-D - consists of

2-C5AA	2218-E	Shoe & lining-primary
2-C5AA	2219-D	Shoe & lining-secondary

C5AZ 2200-E - consists of

2-C5AA	2218-E	Shoe & lining-primary
2-C6AA	2219-B	Shoe & lining-secondary

C6OZ 2200-A - consists of

2-C6OA	2218-D	Shoe & lining-primary
2-C2OA	2219-H	Shoe & lining-secondary

C7ZZ 2200-A - consists of

2-D4DA	2218-BA	Shoe & lining-primary
2-C7ZA	2219-B	Shoe & lining-secondary

C8TZ 2200-C - consists of

2		Shoe & lining-primary
2		Shoe & lining-secondary

C9AZ 2200-A - consists of

2-C9AA	2218-B	Shoe & lining-primary
2-C9AA	2219-B	Shoe & lining-secondary

D1DZ 2200-A - consists of

2-D1DA	2218-BB	Shoe & lining-primary
2-D1DA	2219-BB	Shoe & lining-secondary

D1DZ 2200-B - consists of

2-D1DA	2218-BB	Shoe & lining-primary
2-D1DA	2219-BC	Shoe & lining-secondary

D1FZ 2200-A - consists of

2-D12A	2218-BA	Shoe & lining-primary
2-D12A	2219-BA	Shoe & lining-secondary

★D1FZ 2200-B - r/b D1FZ 2200-B

2-D12A	2218-BA	Shoe & lining-primary
2-D12A	2219-BB	Shoe & lining-secondary

D2FZ 2200-A - consists of

2-D22A	2218-BA	Shoe & lining-primary
2-D22A	2219-BC	Shoe & lining-secondary

HALPERT_AUCTIONS

YEAR	MODEL	DESCRIPTION	QTY.	PART NUMBER
	2106 RETAINER - PARKING BRAKE LEVER PIN			
65/	A, B, F, L, P, S, U, X		2	91A 2106
65/	A, B, F, S, U, X	Washer-spring (parking brake lever pin)-anti-rattle-3/8"	2	351467-S(XX352)
	2107 PIN - PARKING BRAKE LEVER			
65/69	F (9" brakes)		1	C1SZ 2107-A
65/70	X (9" brakes)		1	
70/	A, B, F, S		2	
70/	L, P (9" brakes)		2	
	@2B112 TUBE ASSY. - BRAKE PRESSURE CONTROL VALVE INLET			
66/	A(disc brakes)	Nut (to valve)-3/16" tube - 1/2" -20	1	375096-S36 (MM105F)
		Fitting-3/16" tube-3/8" -24	AR	87942-S8(I20)
		Nut-3/16" tube-7/16" -24	AR	358609-S8(MM103)
65	S	Connector (to booster)	1	358165-S(II65)
	@2B113 TUBE ASSY. - BRAKE PRESSURE CONTROL VALVE OUTLET			
65/	S	Clip (to dash panel)	1	356626-S32(GG22)
		Fitting-3/16" tube-3/8" -24	AR	87942-S8(I20)
		Nut-3/16" tube-7/16" -24	AR	358609-S8(MM103)
	2B115 SEAL - FRONT DISC BRAKE PISTON - Also supplied in 2221 kit			
65/67	A, S	Rubber-1.535" I.D.-Yellow dot	8	C5SZ 2B115-B
68/69	A, S	Rubber-2 3/4" I.D. -3" O.D. -1/8" thick - r/b C8AZ 2221-A	2	★C8AZ 2B115-A
67	B, F, X	Rubber-1.618" I.D. -r/b C7ZZ 2221-A	8	★C7ZZ 2B115-A
68/69	B, F, X	Rubber-2 3/8" I.D. -2 5/8" O.D. -5/32" thick- r/b C8OZ 2221-A	2	★C8OZ 2B115-A
65/66	F	Rubber-1.618" I.D.- r/b C5ZZ 2221-A	8	★C5ZZ 2B115-A
	2B116 SHIELD - FRONT DISC BRAKE			
68/71	B, X		2	C8OZ 2B116-A
68/69	F(exc. Boss 302)		2	
69	F(Boss 302)		2	D0ZZ 2B116-A
70/	F		2	C8OZ 2B116-A

2B120-1 CALIPER ASSY. - FRONT DISC BRAKE

YEAR	MODEL		DESCRIPTION	QTY.	CALIPER ASSY.	▲ REPAIR KIT
		- A -				
65/66	A	'Before 10/1/66"	R.H.	1	C5SZ 2B120-G	C5VY 2221-A
			L.H.	1	C5SZ 2B121-G	C5VY 2221-A
66/67	A	'From 10/1/66"	R.H.	1	C7SZ 2B120-A	C5SZ 2221-A
			L.H.	1	C7SZ 2B121-A	C5SZ 2221-A
68/	A		R.H.	1	C8AZ 2B120-A	C8AZ 2221-A
			L.H.	1	C8AZ 2B121-A	NOTE 1
		- B -				
67	B		R.H.	1	C7OZ 2B120-C	C7ZZ 2221-A
			L.H.	1	C7OZ 2B121-C	C7ZZ 2221-A
68/71	B		R.H.	1	C8OZ 2B120-A	C8OZ 2221-A
			L.H.	1	C8OZ 2B121-A	NOTE 1
72	B		R.H.	1	D2OZ 2B120-A	D2OZ 2221-A
			L.H.	1	D2OZ 2B121-A	NOTE 1
		- F -				
65/66	F		R.H.	1	C5ZZ 2B120-C	C5ZZ 2221-A
			L.H.	1	C5ZZ 2B121-C	C5ZZ 2221-A

@ Replacement tubes except as indicated by part number are to be made from bulk tubing stock listed by size and part number under basic Group 2269. Insulators are to be improvised from rubber hose, friction tape, etc., as required.

▲ Refer to Group 2221 for contents of kit

NOTE 1 - 1 Kit required per vehicle (to be used for R.H. and L.H. calipers)

COPYRIGHT © 1975 — FORD MOTOR COMPANY — DEARBORN, MICHIGAN

HALPERT_AUCTIONS

YEAR	MODEL		DESCRIPTION	QTY.	CALIPER ASSY.	▲REPAIR KIT
	2B120-1 CALIPER ASSY. - FRONT DISC BRAKE - continued					
67	F		R.H.	1	C7OZ 2B120-C	C7ZZ 2221-A
			L.H.	1	C7OZ 2B121-C	C7ZZ 2221-A
68/	F		R.H.	1	C8OZ 2B120-A	C8OZ 2221-A
			L.H.	1	C8OZ 2B121-A	NOTE 1
		- L -				
71/	L		R.H.	1	D1FZ 2B120-C	D1FZ 2221-B
			L.H.	1	D1FZ 2B121-C	NOTE 1
		- S -				
65/66	S	"Before 10/1/66"	R.H.	1	C5SZ 2B120-G	C5VY 2221-A
			L.H.	1	C5SZ 2B121-G	C5VY 2221-A
66/67	S	"From 10/1/66"	R.H.	1	C7SZ 2B120-A	C5SZ 2221-A
			L.H.	1	C7SZ 2B121-A	C5SZ 2221-A
68/71	S		R.H.	1	C8AZ 2B120-A	C8AZ 2221-A
			L.H.	1	C8AZ 2B121-A	NOTE 1
72	S		R.H.	1	D2OZ 2B120-A	D2OZ 2221-A
			L.H.	1	D2OZ 2B121-A	NOTE 1
		- X -				
67	X		R.H.	1	C7OZ 2B120-C	C7ZZ 2221-A
			L.H.	1	C7OZ 2B121-C	C7ZZ 2221-A
68/70	X		R.H.	1	C8OZ 2B120-A	C8OZ 2221-A
			L.H.	1	C8OZ 2B121-A	NOTE 1

YEAR	MODEL		DESCRIPTION	QTY.	PART NUMBER
66	A		Bolt (to spindle)-9/16" -12 x 1 3/8" -hex. head	4	★ 43139
67	A		Bolt (to spindle)-9/16" -12 x 1 3/8" -hex. head	4	352344-S2 (BB341M)
67	A,S		Bolt (caliper)-5/8" -11 x 1 5/8"	4	381551-S2 (BB201A)
68/	A		Bolt (to spindle)-upper-9/16" -12 x 2 5/8" -hex. head	2	382713-S101 (BB429T)
68/	A		Lockwasher (to spindle)-upper-9/16"	2	372520-S2 (XX305A)
68/71	A		Bolt (to spindle)-lower-1/2" -13 x 1 1/2" hex. head drilled	2	382564-S101 (BB429UA)
68/	A		Lockwasher (to spindle)-lower 1/2"	2	34809-S8 (X68)
72	A		Bolt (to spindle)-lower-1/2" -13 x 1 5/16" -hex. head drilled	2	384862-S100 (BB429WQ)
65/66	F		Bolt (caliper)-1/2" -13 x 1 9/16" -12 point head	4	378773-S2 (BB815B)
67	B,F		Bolt (caliper)-1/2" -13 x 1 9/16"	2	379027-S2 (BB194M)
67	B,X	"Before 2/9/67"	Bolt (to bracket)-7/16" -14 x 1 5/8" -lock shoulder	4	378225-S2 (BB445R)
65/67	F	"Before 2/9/67"		4	
67	B,F,X	"From 2/9/67"	Bolt (to bracket)-7/16" -14 x 1 3/4" -head drilled locking		382101-S2 (BB429R)
68/71	B,F,X		Bolt (to spindle)-upper-9/16" -12 x 2 5/8" -hex. head	2	382713-S101 (BB429T)
68/71	B,F,X		Lockwasher (to spindle)-upper-9/16"		372520-S2 (XX305A)
68/71	B,F,X		Bolt (to spindle)-lower-7/16" -14 x 1 1/2" hex. head drilled	2	384114-S100 (BB429WF)
68/71	B,F,X		Lockwasher (to spindle)-lower 7/16"	2	34808-S8 (X67)
72	B,S		Bolt (to spindle)-upper-1/2" -13 x 2 1/4" -hex. head	2	383601-S100 (BB429WP)
72	B,S		Bolt (to spindle)-lower-1/2" -13 x 1 1/4" -hex. head	2	383600-S100 (BB429WM)

▲ Refer to Group 2221 for contents of kit

NOTE 1 - 1 Kit required per vehicle (to be used for R.H. and L.H. calipers)

HALPERT_AUCTIONS

YEAR	MODEL	DESCRIPTION	QTY.	PART NUMBER
	2B120-1 CALIPER ASSY. - FRONT DISC BRAKE - continued			
72	F	Bolt (to spindle)-upper-9/16" -12 x 2 5/8" - hex. head drilled	2	382713-S101 (BB429T)
72	F	Lockwasher (to spindle)-upper-9/16"	2	372520-S2 (XX305A)
72	F	Bolt (to spindle)-lower-7/16" -14 x 1 1/2" - hex. head drilled	2	384114-S100 (BB429WF)
72	F	Lockwasher (to spindle)-lower 7/16"	2	34808-S8 (X67)
71/	L	Bolt (to spindle)-upper-1/2" -13 x 2"-hex. head	2	383412-S (BB429WC)
71/	L	Lockwasher (to spindle)-upper-1/2"	2	34809-S8 (X68)
71/	L	Bolt (to spindle)-lower-7/16" -14 x 1 1/4" - hex. head	2	383411-S (BB429WX)
71/	L	Lockwasher (to spindle)-lower -7/16"	2	34808-S8 (X67)
65/66	S	Bolt (to caliper)-5/8" -11 x 1 5/8" -12 point head	4	379726-S2(BB815C)
65/66	S	Bolt (to spindle)-upper-9/16" -12 x 1 3/8" - hex. head	2	380437-S2 (BB199H)
		Bolt (to spindle)-lower-9/16" -12 x 2" -hex. hd.	2	380436-S2(BB199N)
		Lockwasher (to spindle)-9/16"	4	34810-S7-8 (X69)
67	S	Bolt (to spindle)-9/16" -12 x 1 3/8" -hex. head	4	352344-S2(BB341M)
68/71	S	Bolt (to spindle)-upper-9/16" -12 x 2 5/8" - hex. head drilled	2	382713-S101 (BB429T)
68/71	S	Lockwasher (to spindle)-upper-9/16"	2	372520-S2 (XX305A)
68/71	S	Bolt (to spindle)-lower-1/2" -13 x 1 1/2" -hex. head drilled	2	382564-S101 (BB429UA)
68/71	S	Lockwasher (to spindle)-lower 1/2"	2	34809-S8 (X68)
	2B126 TUBE ASSY. - FRONT DISC BRAKE CALIPER - L.H - Refer to Group 2K006			
	2B127 SHIELD - FRONT DISC BRAKE CALIPER			
65/66	A,S		2	C5SZ 2B127-A
65/66	F		2	C5ZZ 2B127-A
65/66	A,S	Screw & washer (to caliper)-1/4"-20 x 3/8"	4	378659-S2 (BB574C)

2128 CYLINDER REPAIR KIT - REAR BRAKE - Refer to Group 2261-2 for Model Application

C0DZ 2128-A (13/16" dia. cyl.) - consists of
2-C0DD 2201-A Cup 2-C0DD 2206-A Boot

C1UZ 2128-A (13/16" dia. cyl.) - consists of
2-C0DD 2201-A Cup 2-96H 2206 Boot

C3OZ 2128-A (15/16" dia. cyl.) - consists of
2-C3OZ 2201-B Cup 2-96H 2206 Boot

C3OZ 2128-B (29/32" dia. cyl.) - consists of
2-D2ZA 2201-AA Cup 2-96H 2206 Boot

C3OZ 2128-C (27/32" dia. cyl.) - consists of
2-C3OZ 2201-F Cup 2-96H 2206 Boot

C5AZ 2128-A (31/32" dia. cyl.) - consists of
2-C5AZ 2201-B Cup 2-96H 2206 Boot

C5DZ 2128-A (29/32" dia. cyl.) - consists of
2-C3OZ 2201-E Cup 2-C0DD 2206-A Boot

C5DZ 2128-B (27/32" dia. cyl.) - consists of
2-C3OZ 2201-F Cup 2-C0DD 2206-A Boot

C6OZ 2128-A (7/8" dia. cyl.) - consists of
2-C0DD 2202-B Cup 2-96H 2206 Boot

C9AZ 2128-B (1" dia. cyl.) - consists of
2-C9AA 2201-B Cup 2-96H 2206 Boot

D1FZ 2128-A (23/32" dia. cyl.) - consists of
2-D12A 2201-AA Cup 2-D12A 2206-AA Boot

D2DZ 2128-A (27/32" dia. cyl.) - consists of
2-D2DA 2201-AA Cup 2-96H 2206 Boot
1-D2ZZ 2204-B Expander

D2DZ 2128-B (27/32" dia. cyl.) - consists of
2-D2DA 2201-AA Cup 2-C0DD 2206-A Boot
1-D2ZZ 2204-B Expander

D2FZ 2128-A (23/32" dia. cyl.) - consists of
2-D22A 2201-AA Cup 2-D12A 2206-AA Boot
1-D22A 2204-AA Spring 2-D22A 2B508-AA Expander
1-D32A 2204-AA Spring 2-D32A 2B508-AA Expander

D2FZ 2128-C (7/8" dia. cyl.)-consists of
2-D2ZA 2201-BA Cup 2-D22A 2206-AA Boot
1-D2ZZ 2204-B Expander

D2OZ 2128-A (15/16" dia. cyl.)-consists of
2-D2OA 2201-AA Cup 2-D2AA 2206-AA Boot
1-D2ZZ 2204-A Expander

D2OZ 2128-B (15/16" dia. cyl.) - consists of
2-C3OZ 2201-B Cup 2-96H 2206 Boot
1-D1AZ 2204-A Expander

COPYRIGHT © 1975 — FORD MOTOR COMPANY — DEARBORN, MICHIGAN

2128 CYLINDER REPAIR KIT - REAR BRAKE - continued - Refer to Group 2261-2 for Model Application

D2SZ 2128-A (1" dia. cyl.) - consists of
2-D2SA 2201-AA Cup 2-96H 2206 Boot
1-D2SZ 2204-A Expander

D2ZZ 2128-A (7/8" dia. cyl.) - consists of
2-D2ZA 2201-BA Cup 2-96H 2206 Boot
1-D2SA 2204-AA Spring 2-D2ZA 2B508-BA Expander

D2ZZ 2128-B (29/32" dia. cyl.) - consists of
2-D2ZA 2201-AA Cup 2-96H 2206 Boot
1-D2SA 2204-AA Spring 2-D2ZA 2B508-AA Expander

D3OZ 2128-A (15/16" dia. cyl.) - consists of
2-D2OA 2201-AA Cup 1-96H 2206 Boot
1-D2ZZ 2204-A Expander

D3UZ 2128-A (13/16" dia. cyl.) - consists of
2-D3UZ 2201-D Cup 2-96H 2206 Boot
1-D3UZ 2204-E Expander

D3UZ 2128-B (13/16" dia. cyl.) - consists of
2-D3UZ 2201-C Cup 2-96H 2206 Boot
1-D3UZ 2204-C Expander

YEAR	MODEL	DESCRIPTION	QTY.	PART NUMBER
	2B129 SPACER - BRAKE MASTER CYLINDER PUSH ROD			
65/	A, B, F, L, P, U, X	9/16" I.D. -13/16" O.D. -1/8" thick	2	C5DZ 2B129-A
	2B132 STOP - POWER BRAKE BOOSTER CONTROL VALVE PISTON			
65/67	F, X		1	C4DZ 2B132-A
	2133 NUT - BRAKE MASTER CYLINDER BRAKE TUBE			
65/67	S	Front brake tube to hose-3/8"-24	2	AD 2133-A
	2B134-5 BRACKET - FRONT DISC BRAKE CALIPER			
67	B, F	R.H.	1	C7OZ 2B134-A
		L.H.	1	C7OZ 2B135-A
65/66	F	R.H.	1	C5ZZ 2B134-A
		L.H.	1	★C5ZZ 2B135-A
66/67	B	Bolt (to spindle)-upper-3/8"-24 x 1 1/4"- hex. head	6	379787-S2
65/67	F		6	(BB390L)
67	X		6	
66	B	Bolt (to spindle)-lower-3/8"-24" x 2 5/16"- hex. head	2	379788-S2
65/66	F		2	(BB390M)
67	B, F, X	Bolt (to spindle)-lower-3/8"-24" x 2 7/16"- hex.head	2	381776-S2 (BB390MA)

YEAR	MODEL	DESCRIPTION	DIAMETER	QTY.	CYLINDER ASSY.	● REPAIR KIT
	2140 CYLINDER ASSY. - BRAKE MASTER - A -					
65	A (manual drum brakes)	Less push rod	1	1	C5AZ 2140-A	C4AZ 2004-A
	A (power drum brakes)	Less push rod	7/8	1	C5ZZ 2140-B	C1SZ 2004-A
66	A (power drum brakes) "Before 1/3/66"	Less push rod	7/8	1	C5ZZ 2140-B	C1SZ 2004-A
	A (power drum brakes) "From 1/3/66"	Less push rod	7/8	1	C6AZ 2140-B	C1SZ 2004-A
	A (manual drum brakes)	Includes push rod	1	1	C6AZ 2140-D	C6AZ 2004-A
	A(disc brakes)	Less push rod	1	1	C6AZ 2140-A	C5VY 2004-A
67	A (manual drum brakes) "Before 11/1/66"	Includes push rod	1	1	★♦C7AZ 2140-C ◊C9AZ 2140-D	♦C7AZ 2004-G ◊C9AZ 2004-A
	A (manual drum brakes) "From 11/1/66"	Includes push rod	1	1	★♦C7AZ 2140-H ◊C9AZ 2140-D	♦C7AZ 2004-G ◊C9AZ 2004-A
	A (manual disc brakes)	Includes push rod	1	1	C7AZ 2140-J	C7AZ 2004-F
	A(power disc brakes)	Less push rod	1	1	C7AZ 2140-K	C7AZ 2004-C
	A(power drum brakes)	Less push rod	15/16	1	C7AZ 2140-L	C7AZ 2004-B
68	A (manual drum brakes)	Includes push rod	1	1	★♦C7AZ 2140-M ◊C9AZ 2140-D	♦C7AZ 2004-G ◊C9AZ 2004-A
	A(manual disc brakes)	Includes push rod	1	1	C8AZ 2140-B	C8AZ 2004-A
	A(power drum brakes)	Less push rod	15/16	1	C7AZ 2140-L	C7AZ 2004-B
	A (71)-power disc brakes 3/8"-24 primary outlet-1/2"-20 secondary outlet		1	1	C7VY 2140-A	★C7VY 2004-A r/b D0AZ 2004-C
	A(except 71)-(power disc brakes)-7/16"-24"-24 primary outlet-9/16"-18 secondary outlet		1	1	C9AZ 2140-A	D0AZ 2004-C

♦ Original ◊ Service Replacement ● For Kit Components, Refer to Section 20 - Group 2004

HALPERT_AUCTIONS

YEAR	MODEL	DESCRIPTION	DIAMETER	QTY.	CYLINDER ASSY.	• REPAIR KIT
	2140 CYLINDER ASSY. - BRAKE MASTER - continued					
	- A -					
69/71	A(manual drum brakes)	Includes push rod	1	1	C9AZ 2140-D	C9AZ 2004-A
	A(power drum brakes)-dealer installed	Includes push rod	1	1	NOTE 1	NOTE 2
	A(power drum brakes-Fleet)-factory installed	Less push rod	1	1	C9AZ 2140-E	C9AZ 2004-D
	A(manual disc brakes)	Includes push rod	1	1	C9AZ 2140-C	C9AZ 2004-C
	A(except 71 & P/C)-power disc brakes	Less push rod	1	1	C9AZ 2140-A	★C9AZ 2004-B r/b D0AZ 2004-C
	A(71 & P/C)-power disc brakes	Less push rod	1	1	C9AZ 2140-B	★C9AZ 2004-B r/b D0AZ 2004-C
72	A(manual drum brakes)	Includes push rod	1	1	D2AZ 2140-B	D2AZ 2004-A
	A(power drum brakes)-dealer installed	Includes push rod	1	1	Note 1	Note 2
	A(power drum or disc brakes)-factory installed	Less push rod	15/16	1	D2AZ 2140-A	D2AZ 2004-C
	- B -					
65	B(with P/B)	Less push rod	1	1	C5OZ 2140-A	C4OZ 2004-A
	B(without P/B)	Less push rod	1	1	C5AZ 2140-A	C4AZ 2004-A
66	B(with P/B) "Before 1/3/66"	Less push rod	1	1	C5OZ 2140-A	C4OZ 2004-A
	B(with P/B)-8 cyl. 390 "From 1/3/66"	Less push rod	1	1	C6OZ 2140-A	C4OZ 2004-A
	B(w/P/B)-exc. 8 cyl. 390 "From 1/3/66"	Less push rod	1	1	C6OZ 2140-B	C4OZ 2004-A
	B(without P/B)	Includes push rod	1	1	C6OZ 2140-D	C4AZ 2004-A
67	B(manual drum brakes)	Includes push rod	1	1	★♦C7OZ 2140-H ◊C9OZ 2140-A	♦C7OZ 2004-D ◊C9OZ 2004-A
	B(power disc brakes)-except 8 cyl. 427	Less push rod	15/16	1	C8OZ 2140-A	C9OZ 2004-B
	B(disc brakes)-8 cyl. 427	Includes push rod	1	1	C7OZ 2140-J	C7AZ 2004-F
	B(power drum brakes)	Less push rod	15/16	1	C9OZ 2140-B	C7AZ 2004-B
68	B(manual drum brakes)	Includes push rod	1	1	C9OZ 2140-A	C9OZ 2004-A
	B(disc brakes)-8 cyl. 427	Includes push rod	1	1	C7OZ 2140-J	C7AZ 2004-F
	B(power drum brakes)	Less push rod	15/16	1	C9OZ 2140-B	C7AZ 2004-B
	B(power disc brakes)	Less push rod	15/16	1	C8OZ 2140-A	C9OZ 2004-B
69	B(manual drum brakes)	Includes push rod	1	1	C9OZ 2140-A	C9OZ 2004-A
	B(power drum brakes)	Less push rod	15/16	1	C9OZ 2140-B	C7AZ 2004-B
	B(power disc brakes)	Less push rod	15/16	1	C8OZ 2140-A	C9OZ 2004-B
70/71	B(manual drum brakes)	Includes push rod	1	1	C9OZ 2140-A	C9OZ 2004-A
	B (power drum brakes)	Less push rod	15/16	1	D0GY 2140-A	C9OZ 2004-B
	B (power disc brakes)	Less push rod	15/16	1	C8OZ 2140-A	C9OZ 2004-B
72	B(manual disc brakes)	Includes push rod	1	1	D2OZ 2140-A	★D2OZ 2004-A r/b D4OZ 2004-A
	B (power disc brakes)	Less push rod	1	1	D2OZ 2140-B	D2OZ 2004-B
	- F -					
65	F(without P/B) "Before 8/17/64"	Less push rod	1	1	C4AZ 2140-B	C4AZ 2004-A
65	F(without P/B) "From 8/17/64"	Less push rod	1	1	C5AZ 2140-A	C4AZ 2004-A
65	F(with P/B) "Before 8/17/64"	Less push rod	7/8	1	C1SZ 2140-A	C1SZ 2004-A
65/66	F(exc. GT350)-(power drum brakes)-"From 8/17/64 to 1/3/66"	Less push rod	7/8	1	C5ZZ 2140-B	C1SZ 2004-A
65/66	F(exc. GT350)(w/disc brakes)-"Before 1/3/66"	Less push rod	15/16	1	C5ZZ 2140-C	C5SZ 2004-A
66	F(exc. GT350)(power drum brakes)-"From 1/3/66"	Less push rod	7/8	1	C6AZ 2140-B	C1SZ 2004-A
66	F(exc. GT350)-(w/disc brakes)-"From 1/3/66"	Includes push rod	15/16	1	C6ZZ 2140-C	C6ZZ 2004-A
66	F(GT350)-Almico Piggy Back			1	★S2MS 2140-A	
66	F(exc. GT350) -(manual drum brakes)	Includes push rod	1	1	C6ZZ 2140-B	C4AZ 2004-A
67	F(manual drum brakes)	Includes push rod	1	1	★♦C7AZ 2140-H ◊C9AZ 2140-D	♦C7AZ 2004-G ◊C9AZ 2004-A
67/70	F(power drum brakes)	Less push rod	1	1	C7ZZ 2140-G	C7ZZ 2004-A
67	F(power disc brakes)	Less push rod	1	1	C8ZZ 2140-A	D0AZ 2004-B
68	F(manual drum brakes)	Includes push rod	1	1	★♦C7AZ 2140-M ◊C9AZ 2140-D	♦C7AZ 2004-G ◊C9AZ 2004-A
68	F(power disc brakes)	Less push rod	1	1	C8ZZ 2140-A	★C8ZZ 2004-A r/b D0AZ 2004-B
69/70	F(manual drum brakes)	Includes push rod	1	1	C9AZ 2140-D	C9AZ 2004-A
	F(except Boss 429)-power disc brakes	Less push rod	1	1	C8ZZ 2140-A	C9ZZ 2004-A
	F(Boss 429)-power disc brakes	Less push rod	9/16	1	C9ZZ 2140-B	None

NOTE 1 - Use C9AZ 2140-D cylinder for dealer installed power drum brakes when reworked to installation sketch supplied in 2A091 kit.

NOTE 2 - When repairing master cylinder on vehicles with dealer installed power drum brakes use C9AZ 2169-F in place of piston supplied in C9AZ 2004-A repair kit.

• For Kit Components, refer to Section 20 - Group 2004 ♦ Original ◊ Service replacement

COPYRIGHT © 1975 — FORD MOTOR COMPANY — DEARBORN, MICHIGAN

HALPERT_AUCTIONS

YEAR	MODEL	DESCRIPTION	DIAMETER (INCHES)	QTY.	CYLINDER ASSY.	• REPAIR KIT
	2140 CYLINDER ASSY. - BRAKE MASTER - continued					
	- F -					
71	F (manual drum brakes)	Includes push rod	1	1	D1ZZ 2140-A	D1ZZ 2004-A
	F(power drum brakes)-dealer installed	Includes push rod	1	1	NOTE 1	NOTE 2
	F (power disc brakes)	Less push rod	1	1	C8ZZ 2140-A	C9ZZ 2004-A
72	F(manual drum brakes) "Before 2/28/72"	Includes push rod	1	1	D2ZZ 2140-B	D2ZZ 2004-A
	F(manual drum brakes) "From 2/28/72"	Includes push rod	1	1	D2ZZ 2140-C	D2ZZ 2004-A
	F(power drum brakes)-dealer installed- "Before 2/28/72"	Includes push rod	1	1	NOTE 1	NOTE 2
	F(power drum brakes)-dealer installed- "From 2/28/72"	Includes push rod	1	1	NOTE 3	NOTE 4
	F(power disc brakes) "Before 7/1/72"	Less push rod	1	1	♦★D2ZZ 2140-A ◊C8ZZ 2140-A	♦D2ZZ 2004-B ◊D0AZ 2004-B
	F(power disc brakes) "From 7/1/72"	Less push rod- #Gray paint	15/16	1	D3ZZ 2140-A	D3ZZ 2004-A
	- L -					
71	L (manual drum brakes)	Includes push rod	15/16	1	D1FZ 2140-A	D1FZ 2004-A
	L (manual disc brakes)	Includes push rod	15/16	1	D1FZ 2140-B	D1FZ 2004-C
72	L "Before 1/17/72"	Includes push rod	15/16	1	D2FZ 2140-C	D2FZ 2004-C
	L "From 1/17/72"	Includes push rod	15/16	1	♦★D2FZ 2140-E ◊D3FZ 2140-A	♦D2FZ 2004-E ◊D2FZ 2004-E
	- P -					
70/71	P (drum brakes)	Includes push rod	1	1	C9OZ 2140-A	C9OZ 2004-A
72	P	Includes push rod	1	1	D2DZ 2140-A	D2DZ 2004-A
	- S -					
65/66	S "Before 1/3/66"	Less push rod	15/16	1	C5SZ 2140-A	C5SZ 2004-A
	S "From 1/3/66 to 4/1/66"	Less push rod	7/8	1	★C6SZ 2140-A r/b C6SZ 2140-B	C1SZ 2004-A
	S "From 4/1/66"	Less push rod	1	1	C6SZ 2140-B	None
67	S	Less push rod	1	1	C7SZ 2140-C	C7AZ 2004-C
68/69	S	Less push rod	1	1	C8SZ 2140-A	D0AZ 2004-C
70/71	S	Less push rod	1	1	C9AZ 2140-B	D0AZ 2004-C
72	S	Less push rod	1	1	D2OZ 2140-B	D2OZ 2004-B
	- U -					
66	U	Less push rod	1	1	C5TZ 2140-A	C5TZ 2004-A
67	U	Includes push rod	1	1	C7TZ 2140-D	C7TZ 2004-C
68	U	Includes push rod	1	1	C8TZ 2140-A	C8TZ 2004-A
69/	U	Includes push rod	1	1	C9TZ 2140-A	C9TZ 2004-F
	- X -					
65	X(with P/B)	Less push rod	7/8	1	C5ZZ 2140-B	C1SZ 2004-A
	X(without P/B)	Less push rod	1	1	C5DZ 2140-A	C4AZ 2004-A
66	X(with P/B)- "Before 1/3/66"	Less push rod	7/8	1	C5ZZ 2140-B	C1SZ 2004-A
	X(with P/B)- "From 1/3/66"	Less push rod	1	1	C6OZ 2140-B	C4OZ 2004-A
	X(without P/B)	Includes push rod	1	1	C6OZ 2140-D	C4AZ 2004-A
67	X(manual drum brakes	Includes push rod	1	1	★♦C7OZ 2140-H ◊C9OZ 2140-A	♦C7OZ 2004-D ◊C9OZ 2004-A
	X(power drum brakes)	Less push rod	15/16	1	C9OZ 2140-B	C7AZ 2004-B
	X(power disc brakes)	Less push rod	15/16	1	C8OZ 2140-A	C9OZ 2004-B
68	X(manual drum brakes)	Includes push rod	1	1	C9OZ 2140-A	C9OZ 2004-A
	X(power drum brakes)	Less push rod	15/16	1	C9OZ 2140-B	C7AZ 2004-B
	X(power disc brakes)	Less push rod	15/16	1	C8OZ 2140-A	C9OZ 2004-B
69/70	X(manual drum brakes)	Includes push rod	1	1	C9OZ 2140-A	C9OZ 2004-A
	X(power drum brakes)	Less push rod	15/16	1	C9OZ 2140-B	C7AZ 2004-B
	X(power disc brakes)	Less push rod	15/16	1	C8OZ 2140-A	C9OZ 2004-B

• For Kit Components, refer to Section 20 - Group 2004 ♦ Original ◊ Service replacement

NOTE 1 - Use D1ZZ 2140-A cylinder for dealer installed power drum brakes when reworked to installation sketch supplied in 2A091 kit.

NOTE 2 - When repairing master cylinder on vehicles with dealer installed power drum brakes use C9AZ 2169-F in place of piston supplied in D1ZZ 2004-A repair kit

NOTE 3 - Use D2ZZ 2140-C cylinder for dealer installed power drum brakes when reworked to installation sketch supplied in 2A091 kit

NOTE 4 - When repairing master cylinder on vehicles with dealer installed power drum brakes use C9AZ 2169-F in place of piston supplied in D2ZZ 2004-A repair kit

HALPERT_AUCTIONS

YEAR	MODEL	DESCRIPTION	QTY.	PART NUMBER
	2140 CYLINDER ASSY. - BRAKE MASTER - continued			
65/	A	Bolt (cylinder to brake booster)-5/16"-24 x 1 1/2"	2	20467-S7(B160)
65/	S	Bolt & retainer assy. (cylinder to dash panel)-5/16"-24 x 1 1/8"	4	371468-S2(RR26)
65/	S(with Power Brake Booster)	Bolt (cyl. to pedal support brkt.)-5/16"-24 x 2"	2	20521-S8(B162)
		Nut-5/16"-24		33798-S8(M62)
		Washer-flat-5/16"		44722-S8(X19)
		Lockwasher-5/16"		34806-S7(X64)
65/	S (except A/C)	Nut (cylinder to booster)-5/16"-24	4	33798-S8(M62)
		Lockwasher-5/16"		34806-S7(X64)
		Lockwasher-3/8"		351487-S(XX291)
65/	B	Bolt (cylinder to dash panel)-3/8"-16 x 1 1/4"	2	359266-S8(BB157)
65/	F		2	
65	F	Nut-3/8"-16 (to booster)	2	33799-S7(M52)
		Lockwasher-3/8"		34807-S8(X66)
65/66	A	Stud (to dash panel)-3/8"-16 & 3/8"-16 x 2 7/8"	2	377103-S(WW12D)
67	A	Stud (to dash panel)-3/8"-16 & 3/8"-16 x 2 7/8"	2	381694-S(WW131A)
66	B, X(without Power Brake Booster)	Stud (to dash panel)-3/8"-16 & 3/8"-16 x 2 1/4"	2	380200-S2(WW12B)
66/	B, X(without Power Brake Booster)	Stud (to dash panel)-3/8"-16 & 3/8"-16 x 3"	2	372637-S7-8
67/	B(8 cyl. 427)-with S/T & disc brakes		2	(WW110A)
66	B, F, X(Automatic Transmission)	Pin-self-locking (to brake pedal or booster)	1	380699-S2
67/68	B, X		1	(NN128F)
68	F	Pin-retaining (to pedal)	1	
	2143 ROD -BRAKE MASTER CYLINDER PUSH			
65/66	A	4 61/64" hole center to end	1	C5DZ 2143-B
65	B	6 3/16" hole center to end	1	C5OZ 2143-B
66	B	5 5/16" hole center to end	1	C6OZ 2143-A
65	F "Before 5/24/65"	6" long	1	C4AZ 2143-A
65/66	F "From 5/24/65 to 12/1/65"	6" hole center to end	1	C5ZZ 2143-C
66	U	7 43/64" hole center to end-not replaced	1	★C6TZ 2143-A
67	U	7 43/64" hole center to end	1	C7TZ 2143-C
68/	U	8 3/16" long	1	C8TZ 2143-A
65	X	4 61/64" hole center to end	1	C5DZ 2143-B
66	X	5 5/16" hole center to end	1	C6OZ 2143-A
65	F "Before 8/17/64"	Ring (rod to brake pedal)-"C" washer-7/16" I. D. -7/8" O. D.	1	372878-S7(XX16)
65	F "From 8/17/64"	Pin-self locking (to link pin)	1	379897-S2
65	S		1	(NN128A)
66	A(Automatic Transmission)	Pin-self-locking (to brake pedal)	1	380699-S2
67/68	A "Before 12/16/67"		1	(NN128F)
66	F, S	Pin-self-locking (to brake pedal pin)	1	
68	A "From 12/16/67"	Pin-retaining(to brake pedal)-3/32"	1	382797-S100 (NN128M)
	2145 SPRING and RETAINER - BRAKE MASTER CYLINDER PISTON RETURN			
65/67	A, B, X		1	C4AZ 2145-A
65/67	F(drum brakes)		1	
65/67	F, S (disc brakes with Power Brake Booster)		1	C5SZ 2145-A
66	A(disc brakes)	Not replaced	1	★C5VY 2145-A
65	B		1	
	2149 GASKET - BRAKE LINE CONNECTOR			
65/69	A, B, F, S, X "Before 10/15/68"	3/8" I.D.-5/8" O.D.	AR	8M 2149
70/	A, F, P		2	
70/71	B, S, X		AR	
71/	L(drum brakes)		AR	
69	A, B, F, S, X(drum brakes) "From 10/15/68"	3/8" I.D.-5/8" O.D.-5 grooves	2	C9AZ 2149-A
67	B, F, X(disc brakes)	7/16" I.D.-5/8" O.D.	2	C7OZ 2149-A
72	B, S		2	
71/	L(disc brakes)		2	
	2A150 BUSHING - POWER BRAKE BOOSTER LEVER			
65/67	S	1/2" long	2	B9MM 2A150-A

COPYRIGHT © 1975 — FORD MOTOR COMPANY — DEARBORN, MICHIGAN

HALPERT_AUCTIONS

YEAR	MODEL	DESCRIPTION	QTY.	PART NUMBER
	2B152 HUB - POWER BRAKE BOOSTER DIAPHRAGM GUIDE			
65/67	A	2 63/64" long	1	C5AZ 2B152-A
66	B, X(except 8 cyl. 390)	2 13/32" long-use with C2AZ 2005-F tagged C-4201-J-not replaced	1	★C2AZ 2B152-A
66	B(8 cyl. 390)	External-4 27/32" long	1	C6OZ 2B152-B
66	B(8 cyl. 390)	Internal-2 39/64" long	1	C6OZ 2B152-A
67	B, F, X		1	
67	S(without speed control)	Internal	1	
67	B, F, X	External-4 31/32" long	1	C7OZ 2B152-A
	2B153 HUB - POWER BRAKE BOOSTER VALVE SEAT			
65/67	A, B		1	C5AZ 2B153-A
66/67	X		1	
67	F		1	
	2B154 LEVER and REACTION RING - POWER BRAKE BOOSTER			
66	S(with speed control & Deluxe steering column)	Not replaced	1	★C6SZ 2B153-A
67	S(without speed control)		1	
65/67	A	7 to 10 lb. load-#Red & Green paint-M/W C6SZ 2B154-A	1	★C5AZ 2B154-B
67	A(drum brakes)-Midland-Ross	13 to 16 lb. load-#Green paint daub	1	C7AZ 2B154-A
65	B	17 to 20 lb. load-#Blue paint daub-not replaced	1	★C5OZ 2B154-A
66	B, X(except 8 cyl. 390)	21 to 25 lb. load-#White paint daub	1	C6OZ 2B154-A
66	B(8 cyl. 390)	28 to 32 lb. load-#Yellow paint daub-not replaced	1	★C6OZ 2B154-B
66	S(with speed control & Deluxe steering column)	6 to 9 lb. load-#Orange paint daub	1	C6SZ 2B154-A
67	B, X(drum brakes)	17 to 20 lb. load-#Blue paint daub	1	C7OZ 2B154-B
67	F(disc brakes)		1	
67	B(disc brakes)	21 to 25 lb. load-#White paint daub	1	C7OZ 2B154-A
67	F(drum brakes)		1	
	2B155 CLAMP - POWER BRAKE BOOSTER BELLOWS			
65/67	A, B	2 47/64" I. D. -2 7/8" O. D.	1	C5AZ 2B155-A
66/67	X		1	
67	F		1	
	2B156 SPRING - POWER BRAKE BOOSTER PLUNGER RETURN			
66	S(with speed control & deluxe steering column)	3/4" I.D.-1" O.D.-15/16" long-3.8 coils	1	C6SZ 2B156-A
67	S(without speed control)		1	
67	F		1	
	2A157 SPRING - POWER BRAKE BOOSTER CONTROL VALVE RETURN			
65/67	B (Midland-Ross)	3/4" I.D.-3/4" long-4 coils	1	C2AZ 2A157-A
65/67	F, X (Bendix)	10 3/4" long	1	C4DZ 2A157-A
65	S (Bendix)	Control valve diaphragm return	1	
66	A (disc brakes)-Bendix	Control valve diaphragm return	1	
65	S (Bendix)	7/8" O.D. -not replaced	1	★C5SZ 2A157-A
66	A (disc brakes)-Bendix		1	
	2B160 GASKET - FRONT BRAKE SPLASH SHIELD			
67/	A, S	1 15/16" I. D. -3 3/4" O. D.	2	C7AZ 2B160-A
72	B		2	
71	L		2	
68/71	B, X	2" I.D. -3 13/16" O.D.	2	C8OZ 2B160-A
68/	F		2	
65/66	S	1 15/16" I. D. -3" O. D. -not replaced	2	★C5SZ 2B160-A
	2B161 VALVE - BRAKE PRESSURE METERING			
68/69	A(New York taxi)	With disc brakes	1	C7VY 2B161-B
69	A(P/C)	With disc brakes	1	
70/71	A, S	With disc brakes	1	D0AZ 2B161-B
70/71	A, S	Screw & washer (to No. 2 cross member) - 5/16"-18 x 1 3/4"	2	383692-S2 (UU52AG)
	2162 CAP ASSY. - BRAKE MASTER CYLINDER FILLER			
65/66	A, B, F, X (drum brakes)	Includes (1) 2167 gasket	1	C5ZZ 2162-B
67/71	A, B, X(drum brakes)	Repl. by D5TZ 2162-A	1	★C7AZ 2162-A
67/	F, P(drum brakes)		1	
67	A, B, F, S, X(disc brakes)		1	C7AZ 2162-B
68/71	A, B, S(disc brakes)		1	C9AZ 2162-A
68/	F(disc brakes)		1	
68/70	X(disc brakes)		1	
65/66	A, F, S(disc brakes)		1	C5SZ 2162-A

Identification marking

HALPERT_AUCTIONS

YEAR	MODEL	DESCRIPTION	QTY.	PART NUMBER
	2162 CAP ASSY. - BRAKE MASTER CYLINDER FILLER - continued			
72	A		1	D2AZ 2162-A
72	B, S		1	D2OZ 2162-A
71/	L		1	D1FZ 2162-A
66	U		1	C5TZ 2162-A
67/	U		1	C7AZ 2162-B
	@ **2B162 TUBE ASSY. - BRAKE PRESSURE METERING VALVE INLET**			
		Fitting-3/16"tube-3/8"-24	AR	87942-S8(I-20)
		Nut-3/16" tube-1/2"-20	AR	375096-S36 (MM105F)
		Nut-3/16" tube-3/8" -24	AR	382967-S100 (MM102)
	2B164 CLIP - FRONT DISC BRAKE SHOE ANTI RATTLE			
67	A, S		4	C7AZ 2B164-C
68/	A, F		AR	C8AZ 2B164-A
68/71	B, S, X		AR	
72	B, S	# Plain - use when inner brake shoe to anchor plate clearance is less than .032"	2	D2OZ 2B164-A
72	B, S	# Blue - use when inner brake shoe to anchor plate clearance is .032" or greater- r/b D4FZ 2B164-A (3-74)	2	★D3AZ 2B164-A
67	B, F, X		4	C7OZ 2B164-C
71/	L		4	D1FZ 2B164-A
67	A, B, F, S, X	Screw & washer (to caliper)-1/4"-20 x 3/8"	4	378659-S2(BB574C)
	@ **2B166-8 TUBE ASSY. - FRONT DISC BRAKE CALIPER INLET**			
		Connector-3/8" -24-R.H. & L.H.	AR	357444-S(II64A)
		Fitting-3/16" tube-3/8" -24 -R.H. & L.H.	AR	87942-S8(I-20)
	2167 GASKET - BRAKE MASTER CYLINDER FILLER CAP			
65/66	A, B, F, X(drum brakes)	2 7/8" O.D.	1	C5ZZ 2167-A
65/66	A, F, S(disc brakes)	4 7/64" O.D.	1	C5SZ 2167-A
67/71	A, B, X(drum brakes)	5" long	1	C7AZ 2167-A
67/71	F(drum brakes)		1	
72	F(drum or disc brakes)		1	
71/	P(drum brakes)		1	
67/71	A, B, F, S, X(disc brakes)	Repl. by D1FZ 2167-A	1	★C7AZ 2167-B
67/	U		1	
72	A		1	D2AZ 2167-A
72	B, S		1	D2OZ 2167-A
71/	L		1	D1FZ 2167-A
66	U	2 7/8" O.D.	1	C5TZ 2167-A
	2169 PISTON - BRAKE MASTER CYLINDER			
69/	A	Use with dealer installed power drum brake kit-	1	C9AZ 2169-F
69/	F	2169 also supplied in 2A091 kit	1	
	2173 CUP - BRAKE MASTER CYLINDER PRIMARY - Supplied in 2004 kits			
	2174 SNAP RING - BRAKE MASTER CYLINDER PISTON - Supplied in 2004 kits			
	2A176-7 LEVER - BRAKE SHOE ADJUSTING			
65/	A, B, S	R.H.	AR	COLL 2A176-A
65/	F, X(10" brakes)	R.H.	AR	
71/	P(6 cyl. 250 & 8 cyl.)-10" brakes	R.H.	2	
		L.H.	AR	COLL 2A177-A
65/70	F, X(9" brakes)	R.H.	AR	C3DZ 2A176-B
70/	P(6 cyl.)-9" brakes	R.H.	AR	
		L.H.	AR	C3DZ 2A177-B
71/	L	R.H.	2	D1FZ 2A176-A
		L.H.	2	D1FZ 2A177-A
67/	U	R.H.	2	C4UZ 2A176-A
		L.H.	2	C4UZ 2A177-A

@ Replacement tubes except as indicated by part number are to be made from bulk tubing stock listed by size and part number under basic Group 2269. Insulators are to be improvised from rubber hose, friction tape, etc., as required.

\# Identification marking

COPYRIGHT © 1975 — FORD MOTOR COMPANY — DEARBORN, MICHIGAN

FINAL ISSUE

HALPERT_AUCTIONS

YEAR	MODEL	DESCRIPTION	QTY.	PART NUMBER
	2B176 GROMMET - POWER BRAKE BOOSTER CHECK VALVE			
69/	A(disc brakes)-exc. S/W,P/C-Bendix		1	C9AZ 2B176-C
69/	B,F,S,X (disc brakes)		1	
70/	A(drum brakes)		1	
65/69	F,S (Bendix)	Rubber-7/8" I.D.-1 5/16" O.D.-Also supplied in 2309 Kit	1	C9AZ 2B176-A
65	X		1	
66/69	A(drum brakes)-Bendix		1	C9AZ 2B176-B
67	S (with speed control)		1	
69/	A(disc brakes)-S/W,P/C-Bendix			
	2178 VALVE - BRAKE MASTER CYLINDER OUTLET CHECK			
66	A(disc brakes)	1 7/8" long	1	C6AZ 2178-A
67/68	A(manual disc brakes)	Not replaced	1	★C7AZ 2178-A
69/71	A(power drum brakes)-Fleet		1	C9AZ 2178-A
67	B (power drum brakes)		1	C9AZ 2178-A
70/71	B (power drum brakes)		1	D0GY 2178-A
70	S (Bendix)		1	C7TZ 2178-B
67	X (power drum brakes)		1	C9AZ 2178-A
	2A178 CABLE - BRAKE SHOE ADJUSTING LEVER			
65/	A	11 1/8" long-front & rear	AR	C1SS 2A178-A
67/	S	Rear	2	
65/71	B,X (10" brakes)	9 3/4" long-front & rear	AR	C2OZ 2A178-A
72	B	Rear	2	
65/	F(10" brakes)	Front & rear	4	
71/	P(6 cyl. 250 & 8 cyl.)-10" brakes	Front & rear	4	
65/70	F,X(9" brakes)	8 7/16" long-front & rear	AR	C3DZ 2A178-A
71/	L (9" brakes)	Front & rear	4	
70/	P(6cyl.)-9" brakes	Front & rear	4	
65/66	S	10 15/16" long	AR	C3SZ 2A178-A
67/	U(11" x 2" brakes)	11 1/4" long-front	2	C4TZ 2A178-A
67/	U(10" x 2 1/2" brakes)	9 13/16" long-rear	2	C4UZ 2A178-A
67/	U(11" x 1 3/4" brakes)	11 1/4" long-rear	2	C4TZ 2A178-A
	2A179 GUIDE - BRAKESHOE ADJUSTING LEVER CABLE			
65/	A,B,F,L,P,S,U,X		AR	C1SS 2A179-A
	2180 BOOT - BRAKE MASTER CYLINDER			
65/66	A(Midland-Ross booster)	1 3/4" O.D.-2" long	1	C5AZ 2180-A
65	B(Midland-Ross booster)		1	
67	A(Midland-Ross power drum brakes)		1	
67	B,F,X (power brakes)		1	
67	S(without speed control)		1	
65/	A,B,F,L,P,X (drum brakes)	9/32" & 1 5/16" I.D.-2" long	1	0A 2180
66	B,X (Midland-Ross booster)	5/16" & 1 5/16" I.D.-1 1/2" long-use with C3AZ 2005-A tagged C-4201-L-not replaced	1	★C1AZ 2180-A
			1	
65/67	F,X (Bendix Booster)	Rubber-1 9/16" long-2" O.D.-not replaced	1	★C4DZ 2180-A
66	A (drum brakes)-Bendix Booster		1	
	2B180 SPACER - BRAKE PEDAL SUPPORT MOUNTING - Also refer to Group 2849			
69/	A(manual drum brakes)		1	C9AZ 2B180-A
70/71	B		1	D0OZ 2B180-A
72	B(6 cyl. & 8 cyl. 302,351)-manual disc brakes-"Before 6/26/72"		1	D2OZ 2B180-B
	B(6 cyl. & 8 cyl. 302,351)-manual disc brakes-"From 6/26/72"		1	D3OZ 2B180-B
	B(power disc brakes)		1	D2OZ 2B180-A
71/	F (manual drum brakes)		1	D1ZZ 2B180-A
	F (power drum brakes)		4	D1ZZ 2B450-A
	F (power disc brakes)		1	D1ZZ 2B180-B
66/	P,X		1	C6OZ 2B180-A
66/69	B		1	
69/71	S		1	C9SZ 2B180-A

HALPERT_AUCTIONS

YEAR	MODEL	DESCRIPTION	QTY.	PART NUMBER
	2B180 SPACER - BRAKE PEDAL SUPPORT MOUNTING - continued - Also refer to Group 2849			
72	S			
66/	B, X		1	D2SZ 2B180-A
		Stud (to dash)-3/8"-16 & 3/8"-16 x 3"	2	372637-S7-8 (WW110A)
		Locknut-3/8"-16		373403-S8 (MM173J)
	2B184 BUMPER - BRAKE PEDAL			
66/69	U	1.08" long-make from B3T 4090-B	2	★C6TA 2B184-A
	2A185 VALVE - POWER BRAKE BOOSTER CHECK -Also refer to Group 2365			
65	B		1	C1AA 2A185-A
	2B185 BOLT - BRAKE PEDAL ASSY.			
66/	U	1/4"-20 x 1 3/4"	2	C6TZ 2B185-A
	2B187 ACTUATOR - BRAKE PEDAL			
66	S(with speed control & deluxe steering column)	Not replaced	1	★C6SZ 2B187-A
	2A188 SPACER - BRAKE PEDAL			
72	B, S(A/T)		1	D2OZ 2A188-A
	2B188 CONNECTOR - BRAKE PEDAL ACTUATOR			
66	S(with speed control & deluxe steering column)	Not replaced	1	★C6SZ 2B188-A
	2B189 BRACKET - BRAKE PEDAL ACTUATOR			
66	S(with speed control & deluxe steering column)	Not replaced	1	★C6SZ 2B189-B
		Bolt (to pedal)-No. 10-24 x 3/4"	2	371698-S8(BB122)
	2194-7 PISTON - BRAKE CYLINDER			
	- A -			
65/69	A(drum brakes)	Front-1 3/32" O.D.	4	C0LL 2196-A
70/	A (71, Taxi)-11" x 3" brakes	Front	4	
67/	A	Rear-15/16" diameter	4	C3OZ 2196-D
65/66	A	Rear-7/8" O.D.	4	8A 2197-A
65/66	A	Front-1 1/16" O.D.	4	C3OZ 2196-B
65/66	A	Rear-31/32" O.D.	4	C5AZ 2196-A
66/67	A(disc brakes)	Front caliper-1 15/16" O.D. -1 9/64" long	8	C5SZ 2196-A
68/	A(disc brakes)	Front caliper-2 9/32" I.D. -2 3/4" O.D.	2	C8AZ 2196-A
69/71	A(P/C)	Rear-1" O.D.	4	C9AZ 2196-A
70/	A (exc.71, Taxi)-11" x 2 1/2" & 11" x 3" brakes	Front	4	C3OZ 2196-A
	- B -			
66/69	B	Rear-7/8" O.D.	4	8A 2197-A
65	B(10" x 2 1/2" brakes)	Front-1 1/16" O.D.	4	C3OZ 2196-B
65/69	B(10" x 2 1/4" brakes)	Front-1 1/8" O.D.	4	C3OZ 2196-A
70/71	B(10" x 2 1/4" & 10" x 2 1/2" brakes)	Front	4	
65	B	Rear-27/32" diameter-with fade resistant brakes	4	C3OZ 2196-E
65/68	B	Rear-29/32" O.D.	4	C3OZ 2196-C
70/71	B(exc.66,71)	Rear	4	
65/69	B	Rear-15/16" diameter	4	C3OZ 2196-D
66/69	B (10" x 2 1/2" brakes)	Front-1 3/32" O.D.	4	C0LL 2196-A
67	B(disc brakes)	Front caliper-1 5/8" O.D. -1 1/8" long	8	C7ZZ 2196-B
68/71	B(disc brakes)	Front caliper-1 59/64" I.D. -2 3/8" O.D.	2	C8OZ 2196-A
70/71	B(66,71)-10" x 2" & 10" x 2 1/2" brakes	Rear	4	C5AZ 2196-A
72	B(disc brakes)	Front caliper	2	D2OZ 2196-A
	B(53,63,65-exc. P/C)-10" x 2" brakes	Rear-1" O.D.	4	C9AZ 2196-A
	B(71,97)-10" x 2",10" x 2 1/2" brakes		4	
	B(53,65-P/C)-11" x 2 1/4" brakes	Rear-15/16" O.D.	4	C3OZ 2196-D
	- F -			
65/70	F (9" x 2 1/4" brakes)	Front - 1 1/16" O.D. -includes "O" ring	4	C2DZ 2196-A
65/69	F (10" x 2 1/4" brakes)	Front-1 1/8" O.D.	4	C3OZ 2196-A
70/	F(10" x 2 1/4" & 10" x 2 1/2" brakes)	Front	4	
65	F	Rear-13/16" O.D.	4	C0DD 2195-A
65	F	Rear-29/32" O.D.	4	C5DZ 2196-C
65/69	F	Rear-27/32" O.D.	4	C5DZ 2196-B
70	F(9" x 1 1/2" brakes)	Rear	4	

COPYRIGHT © 1975 — FORD MOTOR COMPANY — DEARBORN, MICHIGAN

HALPERT_AUCTIONS

YEAR	MODEL	DESCRIPTION	QTY.	PART NUMBER
	2194-7 PISTON - BRAKE CYLINDER - continued			
	- F -			
65/66	F "Before 4/15/66"	Rear-29/32" O.D.	4	C3OZ 2196-C
70	F	Rear	4	
71/	F (10" x 2" brakes)	Rear	4	
65/66	F(disc brakes)	Front caliper-1 5/8" O.D. -1 1/16" long	8	C5ZZ 2196-A
66/69	F (10" x 2 1/2" brakes)	Front-1 3/32" O.D.	4	C0LL 2196-A
66/69	F "From 4/15/66"	Rear-7/8" O.D.	4	8A 2197-A
71/	F (10" x 1 3/4" brakes)	Rear	4	
67	F (disc brakes)	Front caliper-1 5/8" O.D. -1 1/8" long	8	C7ZZ 2196-B
67/68	F	Rear-13/16" diameter	4	C7ZZ 2196-A
68/	F (disc brakes)	Front caliper-1 59/64" I.D. -2 3/8" O.D.	2	C8OZ 2196-A
	- L -			
71	L (9" x 2" brakes)	Front-1" O.D.	4	D1FZ 2196-B
	L (disc brakes)	Front caliper	2	D1FZ 2196-A
	L (9" x 1 1/2" brakes)	Rear-29/32" O.D.	2	D1FZ 2196-C
72	L (9" x 2" brakes)	Front-1" O.D.	4	D1FZ 2196-B
	L (disc brakes)	Front caliper	2	D1FZ 2196-A
	L (exc. 73)-9" x 1 1/2" brakes	Rear-29/32" O.D.	2	D1FZ 2196-C
	L (73)-9" x 1 3/4" brakes	Rear-7/8" O.D.	4	D2FZ 2196-C
	- P -			
70	P(6 cyl.)-9" brakes	Front-1 1/16" O.D. -includes "O" ring	4	C2DZ 2196-A
	P(6 cyl.)-9" brakes	Rear-27/32" O.D.	4	C5DZ 2196-B
71/	P (6 cyl.)-9" brakes	Front-1 1/8" O.D.	2	D1DZ 2196-A
	P (6 cyl.)-9" brakes	Rear-27/32" O.D.	4	C5DZ 2196-B
	P (6 cyl.250 & 8 cyl.)-10" brakes	Front-1 1/8" O.D.	4	C3OZ 2196-A
	P (6 cyl.250 & 8 cyl.)-10" brakes	Rear-27/32" O.D.	2	C3OZ 2196-E
	- S -			
65/67	S	Front caliper-1 15/16" O.D. -1 9/64" long	8	C5SZ 2196-A
68/71	S	Front caliper-2 9/32" I.D. -2 3/4" O.D.	2	C8AZ 2196-A
65/71	S	Rear-15/16" diameter	4	C3OZ 2196-D
72	S	Front caliper	2	D2OZ 2196-A
	S	Rear - 1" O.D.	4	C9AZ 2196-A
	- U -			
66/	U	Rear-13/16" diameter	4	C1UU 2197-A
	- X -			
65/70	X (9" x 2 1/4" brakes)	Front-1 1/16" O.D. -includes "O" ring	4	C2DZ 2196-A
65/70	X (10" x 2 1/4" brakes)	Front-1 1/8" O.D.	4	C3OZ 2196-A
65/68	X	Rear-29/32" O.D.	4	C3OZ 2196-C
65/70	X	Rear-15/16" diameter	4	C3OZ 2196-D
65	X	Rear-29/32" O.D.	4	C5DZ 2196-C
65/70	X	Rear-27/32" O.D.	4	C5DZ 2196-B
66/70	X (10" x 2 1/2" brakes)	Front-1 3/32" O.D.	4	C0LL 2196-A
67	X (disc brakes)	Front caliper-1 5/8" O.D. -1 1/8" long	8	C7ZZ 2196-B
68/70	X (disc brakes)	Front caliper-1 59/64" I.D. -2 3/8" O.D.	2	C8OZ 2196-A
69/70	X	Rear-7/8" O.D.	4	8A 2197-A
	2B194 GASKET - BRAKE CYLINDER MOUNTING			
65/	A	Front-1 3/32" & 2 3/32" I.D.	2	C5AZ 2B194-A
67/70	F, X (9" brakes)	Front	2	C7DZ 2B194-A
71/	L (9" brakes)	Front	2	
70/	P(6 cyl.)-9" brakes	Front	2	
	2196 PISTON - FRONT DISC BRAKE CALIPER - Refer to Group 2194-7			
@	**2A199 TUBE ASSY. - BRAKE MASTER CYLINDER TO REAR BRAKE TUBE CONNECTOR**			
		Fitting-3/16" tube-3/8" -24	AR	87942-S8(I-20)

@ Replacement tubes except as indicated by part number are to be made from bulk tubing stock listed by size and part number under basic Group 2269. Insulators are to be improvised from rubber hose, friction tape, etc., as required.

HALPERT_AUCTIONS

YEAR	MODEL	DESCRIPTION	QTY.	PART NUMBER
	2200 SHOE and LINING KIT - REAR BRAKE - Refer to Group 2001 in Section 20 For Model Application and for contents of Kit refer to Section 20.1			
	2201-2 CUP - BRAKE CYLINDER PISTON			
65/68	A	Front-1 3/32" diameter -serviced in 2221 kit	4	★C3AZ 2201-A
66/69	B, F, X (10" x 2 1/2" brakes)		4	
65/66	A	Rear-7/8" diameter - serviced in 2128 kit	4	★C3AZ 2201-B
65/66	A	Front-1 1/16" diameter-serviced in 2221 kit	4	★C4TZ 2201-A
65/68	A	Rear-31/32" diameter	4	C5AZ 2201-B
65/68	B, F, X (10" x 2 1/4" brakes)	Front-1 1/8" diameter - serviced in 2221 kit	4	★C3OZ 2201-C
65/68	B	Rear-29/32" diameter-serviced in 2128 kit	4	C3OZ 2201-E
65/69	X		4	
65/66	F		4	
65/68	B, X	Rear-15/16" diameter-serviced in 2128 kit	4	★C3OZ 2201-B
67/68	A		4	
65/68	S		4	
65	B(10" x 2 1/2" brakes)	Front-1 1/16" diameter-serviced in 2221 kit	4	★C3OZ 2201-D
65/68	F, X (9" x 2 1/4" brakes)		4	
65	B	Rear-27/32" diameter -serviced in 2128 kit	4	★C3OZ 2201-F
65/68	F, X		4	
66/68	B, F	Rear-7/8" diameter	4	C0DD 2202-B
65	F	Rear-13/16" diameter	4	C0DD 2201-A
67/68	F		4	
66/68	U		4	
66/68	U	Front-1 1/8" diameter - serviced in 2221 kit	4	★91A 2202-A
	2204-5 SPRING ASSY. - BRAKE CYLINDER PISTON CUP - Also refer to Groups 2128 or 2221			
65/70	A(drum brakes)	Front-w/o expander	2	A0A 2205-A
65/70	A	Rear-w/o expander	2	A0A 2204-A
71	A(drum brakes)	Front-w/o expander	2	A0A 2205-A
	A	Rear-# 15/16"-with 1/2" I.D. expander	2	D1AZ 2204-A
72	A	Front-# 1 1/8"-with expander	2	D2AZ 2204-A
	A	Rear-#15/16"-with 1/2" I.D. expander	2	D1AZ 2204-A
65/71	B(drum brakes)	Front-w/o expander	2	A0A 2205-A
	B	Rear-w/o expander	2	A0A 2204-A
72	B(53, 63, 65-exc. P/C)-10" x 2" brakes	Rear-# 1"-with expander	2	D2SZ 2204-A
	B(53, 65-P/C)-11" x 2 1/4" brakes	Rear # 15/16"-with 3/8" I.D. expander	2	D2ZZ 2204-A
	B(71, 97)-10" x 2", 10" x 2 1/2" brakes	Rear-# 1"-with expander	2	D2SZ 2204-A
65/70	F(drum brakes)	Front-w/o expander	2	A0A 2205-A
	F(9" brakes)	Rear-w/o expander	2	C0DD 2204-A
	F(10" brakes)	Rear-w/o expander	2	A0A 2204-A
71	F(drum brakes)	Front-w/o expander	2	A0A 2205-A
	F(10" brakes)	Rear-w/o expander	2	A0A 2204-A
72	F(10" x 2 1/2" brakes)	Front-# 1 1/8"-with expander	2	D2AZ 2204-A
	F(6 cyl. & 8 cyl. 302)-10" x 1 3/4" brakes	Rear-# 7/8"-with expander	2	D2ZZ 2204-B
	F(8 cyl. 351, 400)-10" x 2" brakes	Rear-# 15/16"-with 3/8" I.D. expander	2	D2ZZ 2204-A
71	L	Front-w/o expander	2	A0A 2204-A
	L(9" x 1 1/2" brakes)	Rear-w/o expander	2	D1FZ 2204-A
72	L(exc. 73)-9" x 2" brakes	Front-# 1"-with expander	2	D2SZ 2204-A
	L(73)-9" x 2" brakes	Front-# 15/16"-with 3/8" I.D. expander	2	D2ZZ 2204-A
	L(9" x 1 1/2" brakes)	Rear-# 3/4"-with expander	2	D2FZ 2204-A
70	P	Front-w/o expander	2	A0A 2205-A
	P(6 cyl.)-9" brakes	Rear-w/o expander	2	C0DD 2204-A
71	P	Front-w/o expander	2	A0A 2205-A
	P(6 cyl.)-9" brakes	Rear-w/o expander	2	C0DD 2204-A
	P(6 cyl. 250 & 8 cyl.)-10" brakes	Rear-w/o expander	2	A0A 2204-A
72	P	Front-# 1 1/8"-with expander	2	D2AZ 2204-A
	P	Rear-# 7/8"-with expander	2	D2ZZ 2204-B
65/70	S	Rear-w/o expander	2	A0A 2204-A
71	S	Rear-# 15/16"-with 1/2" I.D. expander	2	D1AZ 2204-A
72	S	Rear-# 1"-with expander	2	D2SZ 2204-A
66/72	U 'Before Ser. P40, 001"	Rear-w/o expander	2	C0DD 2204-A
72	U(10" x 2 1/2" brakes) 'From Ser. P40, 001"	Rear-w/expander	2	D3UZ 2204-E
	U(11" x 1 3/4" brakes) 'From Ser. P40, 001"	Rear-w/expander	2	D3UZ 2204-C

Identification marking

COPYRIGHT © 1975 — FORD MOTOR COMPANY — DEARBORN, MICHIGAN

HALPERT_AUCTIONS

YEAR	MODEL	DESCRIPTION	QTY.	PART NUMBER
2204-5 SPRING ASSY. - BRAKE CYLINDER PISTON CUP - continued - Also refer to Groups 2128 or 2221				
65/70	X(drum brakes)	Front-w/o expander	2	A0A 2205-A
	X(9" brakes)	Rear-w/o expander	2	C0DD 2204-A
	X(10" brakes)	Rear-w/o expander	2	A0A 2204-A
2206-7 BOOT - BRAKE CYLINDER or CALIPER - Also refer to Group 2128 or 2221				
65/	A,B,F,S,U,X (except 9" brakes)	Rear	8	96H 2206
71/	P (except 9" brakes)	Rear	4	
68/71	A,S(disc brakes)	Front caliper-2 19/64" I.D. -3 7/32" O.D. - r/b C8AZ 2221-A	2	★C8AZ 2207-A
65/69	A,B,F,S,X (drum brakes)-except 9" brakes	Front-Replaced by 2221 Kit	4	★B8E 2207-A
67	B,F,X(disc brakes)	Front caliper-2.38" O.D.	4	C7ZZ 2207-A
68/71	B,F,X(disc brakes)	Front caliper-1 15/16" I.D. -2 13/16" O.D. - r/b C8OZ 2221-A	2	★C8OZ 2207-A
65/66	F (disc brakes)	Front caliper-2.44" O.D.	8	C5ZZ 2206-A
66/67	A,S (disc brakes) "From 10/3/66"	Front caliper-2 45/64" O.D. -rubber	8	C5SZ 2207-A
65/70	F,X (9" brakes)	Front cylinder	4	C0DD 2207-A
70/	L,P (9" brakes)		4	
65/70	F,X (9" brakes)	Rear	4	C0DD 2206-A
70/	L,P (9" brakes)		4	
66	U	Front cylinder	4	C5TZ 2206-A
67/	U	Front cylinder	4	C7TZ 2206-A
2K206 BRACKET - BRAKE TUBE SUPPORT				
71/	F		1	D1ZZ 2K206-A
2208 SCREW - BRAKE CYLINDER BLEEDER				
65/	A,S,U (drum brakes)	Brake cylinder-3/8"-24 x 1 11/64"	AR	8M 2208
65/69	A,B	Master cylinder	1	
65/67	A,B,F,S (disc brakes)	Front brake caliper	2	
72	B,S(disc brakes)	Front brake caliper	2	
72	B(53,63,65-P/C)	Rear	2	
71/	L (disc brakes)	Front brake caliper	2	
67/69	S,X	Master cylinder	1	
68/	A,F(disc brakes)	Front brake caliper	2	C8AZ 2208-A
68/71	B,S,X(disc brakes)	Front brake caliper	2	
65/71	B,X(drum brakes)	Brake cylinder-1/4"-28 x 59/64"-front & rear	4	C0DZ 2208-A
72	B(53,65-exc. P/C)	Rear	2	
72	B(71,97)	Rear	2	
65/	F(drum brakes)	Front and rear	4	
70/	L,P (drum brakes)	Front and rear	4	

2211-12 PLATE - REAR BRAKE BACKING

YEAR	MODEL	DESCRIPTION	PART NUMBER RIGHT HAND	PART NUMBER LEFT HAND	QTY.
	- A -				
65	A(P/C)		C7AZ 2211-E	C6AZ 2212-C	1
	A(Taxi)		C6AZ 2211-B	C6AZ 2212-B	1
65/71	A(exc. 71)-6 cyl. & 8 cyl. 289,302,352		C7AZ 2211-D	C7AZ 2212-D	1
70/71	A(exc. 71)-8 cyl. 351				1
66/67	A(Taxi)		C6AZ 2211-B	C6AZ 2212-B	1
68/	A(Taxi)-exc. New York Taxi				1
66/	A(P/C)-manual-adjusters		C6AZ 2211-C	C6AZ 2212-C	1
65/69	A(71)-exc. axle tagged WER		C7AZ 2211-E	C7AZ 2212-E	1
65/69	A(8 cyl. 390,427)-exc. 71				1
67/69	A(P/C)-self-adjusters				1
69	A(8 cyl. 351)				1
70/71	A(exc. 6 cyl. & 8 cyl. 302,351, std. Taxi, P/C)-11" x 2 1/4" brakes w/self-adjusters				1
72	A(w/locking axle)				1
68/69	A(71)-w/axle tagged WER		C7AZ 2211-D	C8AZ 2212-A	1
70/71	A(71)-6 cyl. & 8 cyl. 302, 351 w/ 11" x 2 1/4" brakes				1
72	A(w/o locking axle)		D2AZ 2211-A	D2AZ 2212-A	1

Identification marking

HALPERT_AUCTIONS

YEAR	MODEL	DESCRIPTION	PART NUMBER		QTY.
			RIGHT HAND	LEFT HAND	
	2211-12 PLATE - REAR BRAKE BACKING - continued				
	- B -				
65	B(Taxi)-10" x 2" bonded wear resistant brakes		★C2OZ 2211-H Not replaced	★C2OZ 2212-G Not replaced	1
	B(exc. 71, Taxi)-10" x 2" brakes		★C2OZ 2211-G Not replaced	C2OZ 2212-F	1
	B(71)-10" x 2 1/2" brakes		C3OZ 2211-A	C3OZ 2212-A	1
	B(10" x 1 3/4" brakes)		C6OZ 2211-D	C6OZ 2212-D	1
66/67	B(10" x 1 3/4" brakes)		C6OZ 2211-D	C6OZ 2212-D	1
	B(Taxi)-10" x 2" bonded wear resistant brakes		★C6OZ 2211-C Not replaced	★C6OZ 2212-C Not replaced	1
	B(10" x 2" brakes)		C6OZ 2211-B	C6OZ 2212-B	1
	B(10" x 2 1/2" brakes)		C9OZ 2211-A	C9OZ 2212-A	1
68	B(10" x 1 3/4" brakes)		C6OZ 2211-D	C6OZ 2212-D	1
	B(10" x 2" brakes)		C6OZ 2211-B	C6OZ 2212-B	1
	B(10" x 2 1/2" brakes)		C9OZ 2211-A	C9OZ 2212-A	1
69/71	B(10" x 2" brakes) "Before 8/12/68"		C6OZ 2211-B	C6OZ 2212-B	1
	B(10" x 2" brakes) "From 8/12/68"		C9OZ 2211-B	C9OZ 2212-B	1
	B(10" x 2 1/2" brakes)		C9OZ 2211-A	C9OZ 2212-A	1
72	B(53, 63, 65-exc. P/C)-10" x 2" brakes		C9OZ 2211-B	C9OZ 2212-B	1
	B(53, 65-P/C)-11" x 2 1/4" brakes		D2SZ 2211-A	D2SZ 2212-A	1
	B(71, 97-6 cyl. & 8 cyl. 302)-10" x 2" brakes		C9OZ 2211-B	C9OZ 2212-B	1
	B(71, 97-8 cyl. 351, 400, 429)-10" x 2 1/2" brakes		C9OZ 2211-A	C9OZ 2212-A	1
	- F -				
65	F(9" x 1 1/2" brakes)		★C4DZ 2211-C Not replaced	C4DZ 2212-C	1
	F(9" x 2 1/4" brakes)		C4DZ 2211-B	★C4DZ 2212-B Not replaced	1
66/70	F(9" x 1 1/2" brakes)		C6DZ 2211-A	C6DZ 2212-A	1
65/69	F(10" x 1 3/4" brakes)-'Before 8/12/68"		C6OZ 2211-D	C6OZ 2212-D	1
68/69	F(10" x 2 1/2" brakes)		C9OZ 2211-A	C9OZ 2212-A	1
69	F(10" x 2" brakes) 'Before 8/12/68"		C6OZ 2211-B	C6OZ 2212-B	1
69/	F(10" x 1 3/4" brakes)-'From 8/12/68"		C9OZ 2211-C	C9OZ 2212-C	1
	F(10" x 2" brakes) 'From 8/12/68"		C9OZ 2211-B	C9OZ 2212-B	1
	- L -				
71	L(9" x 1 1/2" brakes)		D1FZ 2211-A	D1FZ 2212-A	1
72	L(exc. 73)-9" x 1 1/2" brakes		D2FZ 2211-D	D2FZ 2212-B	1
	L(73)-9" x 1 3/4" brakes		D2FZ 2211-C	D2FZ 2212-A	1
	- P -				
70	P(6 cyl.)-9" x 1 1/2" brakes		C6DZ 2211-A	C6DZ 2212-A	1
71/	P(6 cyl.)-9" brakes		C6DZ 2211-A	C6DZ 2212-A	1
	P(6 cyl. 250 & 8 cyl.)-10" brakes		C9OZ 2211-C	C9OZ 2212-C	1
	- S -				
65/66	S		★C6SZ 2211-A Not replaced	★C6SZ 2212-A Not replaced	1
67/70	S(exc. skid control)		C7AZ 2211-E	C7AZ 2212-E	1
69/70	S(w/skid control)		C9SZ 2211-A	C9SZ 2212-A	1
71	S		C7AZ 2211-E	C7AZ 2212-E	1
72	S(11" x 2 1/4" brakes)		D2SZ 2211-A	D2SZ 2212-A	1
	- U -				
66	U(2780 lb. rear axle)		C4UZ 2211-A	C6TZ 2212-L	1
	U(3300 lb. rear axle)-'Before Ser. 816,001"		C6TZ 2211-H	C6TZ 2212-H	1
	U(3300 lb. rear axle)-'From Ser. 816,001"	R.H. - #318100R, L.H. - #318099L	C6TZ 2211-K	★C6TZ 2212-K Not replaced	1
67/	U(2780 lb. rear axle)		C4UZ 2211-A	C4UZ 2212-A	1
	U(3300 lb. rear axle)		C6TZ 2211-H	C7TZ 2212-A	1

Identification marking

COPYRIGHT © 1975 — FORD MOTOR COMPANY — DEARBORN, MICHIGAN

HALPERT_AUCTIONS

YEAR	MODEL	DESCRIPTION	PART NUMBER RIGHT HAND	PART NUMBER LEFT HAND	QTY.
	2211-12 PLATE - REAR BRAKE BACKING - continued				
	- X -				
65	X(9" x 2 1/4" brakes)		C4DZ 2211-B	★C4DZ 2212-B Not replaced	1
	X(9" x 1 1/2" brakes)		★C4DZ 2211-C Not replaced	C4DZ 2212-C	1
66/70	X(9" x 1 1/2" brakes)		C6DZ 2211-A	C6DZ 2212-A	1
65/68	X(10" x 1 3/4" brakes)		C6OZ 2211-D	C6OZ 2212-D	1
65/69	X(10" x 2" brakes) "Before 8/12/68"		C6OZ 2211-B	C6OZ 2212-B	1
69/70	X(10" x 2" brakes) "From 8/12/68"		C9OZ 2211-B	C9OZ 2212-B	1

YEAR	MODEL	DESCRIPTION	QTY.	PART NUMBER
65/	A, B, F, U	Bolt (plate to rear axle)-3/8"-24 x 1 3/16"	8	378884-S(BB807E)
65/70	X		8	
		Locknut-3/8"-24	8	34445-S7(M80)
65/	66, 71, P/T, S	Locknut (plate to rear axle)-1/2"-20	8	34424-S7(M84)

2218-9 BRAKE SHOE and LINING ASSY. - REAR - Serviced in 2200 kits

2221 CYLINDER REPAIR KIT - FRONT BRAKE - For Model Application Refer to Group 2061-2 (Drum brakes) or 2B120-1(Disc brakes)

C1DZ 2221-B - (1 1/16" dia.cyl.) - consists of
2-C3OZ 2201-D Cup
2-C0DD 2207-A Boot

C3AZ 2221-A - (1 3/32" dia.cyl.) - consists of
2-D2AA 2201-AA Cup
2-0M 2207-A Boot

C3OZ 2221-B - (1 1/8" dia.cyl.) - consists of
2-C3OZ 2201-C Cup
2-B8E 2207-A Boot

C3OZ 2221-C - (1 1/16" dia.cyl.) - consists of
2-C3OZ 2201-D Cup
2-B8E 2207-A Boot

C5SZ 2221-A - (disc) - consists of
4-C5SZ 2B115-B Seal
4-C5SZ 2207-A Boot

C5TZ 2221-A - (1 1/16" dia.cyl.) - consists of
2-C4TZ 2201-A or
C5AZ 2202-A Cup
2-C5TZ 2206-A Boot

C5VY 2221-A - (disc) - consists of
4-C5SZ 2B115-B Seal
4-C5SZ 2A418-A Boot

C5ZZ 2221-A - (disc) - consists of
4-C7ZZ 2B115-A Seal
4-C5ZZ 2206-A Boot

C7ZZ 2221-A - (disc) - consists of
4-C7ZZ 2B115-A Seal
4-C7ZZ 2207-A Boot

C8AZ 2221-A - (disc) - consists of
2-C8AZ 2B115-A Seal
2-C8AZ 2207-A Boot

C8OZ 2221-A - (disc) - consists of
2-C8OZ 2B115-A Seal
2-C8OZ 2207-A Boot

C8UZ 2221-A - (1 1/8" dia.cyl.) - consists of
2-Cups 2-Boots

D1DZ 2221-A - (1 1/8" dia.cyl.) - consists of
2-C9AA 2201-A Cup
2-D1DA 2207-A1A or A2A Boot

D1FZ 2221-A - (1" dia.cyl.) - consists of
2-C9AA 2201-B Cup
2-D12A 2207-AA Boot

D1FZ 2221-B - (disc) - consists of
2-D12A 2B115-AA Seal
2-D12A 2207-BA Boot

D2AZ 2221-A - (1 3/32" dia.cyl.) - consists of
2-D2AA 2201-AA Cup
1-D2AA 2205-AA Spring
2-0M 2207-A Boot
2-D2AA 2B508-AA Expander

D2AZ 2221-B - (1 1/8" dia.cyl.) - consists of
2-D2AA 2201-BA Cup
1-D2AA 2205-AA Spring
2-0M 2207-A Boot
2-D2AA 2B508-AA Expander

D2DZ 2221-A - (1 1/8" dia.cyl.) - consists of
2-D2AA 2201-BA Cup
1-D2AZ 2204-A Expander
2-D1DA 2207-AA Boot

D2FZ 2221-A - (1" dia.cyl.) - consists of
2-D2SA 2201-AA Cup
1-D2SZ 2204-A Expander
2-D12A 2207-AA Boot

D2OZ 2221-A - (disc) - consists of
2-D2OA 2B115-A Seal
2-D3OA 2207-AA Boot

	@2B221 TUBE ASSY. - FRONT BRAKE INTERMEDIATE			
		Fitting-3/16"tube-3/8"-24	AR	87942-S8(I-20)
	2B222 REINFORCEMENT - REAR BRAKE HOSE BRACKET			
66/67	B, X	Not replaced	1	★C6OZ 2B222-B
68/	B, X		1	C8OZ 2B222-A
66	B, X	Screw (to bracket)-No. 10-24 x 3/8"-tapping	1	40905-S7(U258)
	2B224 RETAINER - BRAKE MASTER CYLINDER PUSH ROD			
66/	A, B, F, L, P, U, X (manual brakes)		1	C7AZ 2B224-A
	2A238 VALVE - POWER BRAKE BOOSTER CONTROL			
66/67	A(disc brakes)		1	C6AZ 2A238-A

@ Replacement tubes except as indicated by part number are to be made from bulk tubing stock listed by size and part number under Basic Group 2269. Insulators are to be improvised from rubber hose, friction tape, etc., as required.

HALPERT_AUCTIONS

YEAR	MODEL	DESCRIPTION	QTY.	PART NUMBER
	2240 BAFFLE - FRONT BRAKE GREASE			
65/70	B, F, X (10" brakes)		2	C2OZ 2240-A
71	B		2	
71/	F, L		2	
71/	P (6 cyl. 250 & 8 cyl.)-10" brakes		2	
	2244 CLIP - BRAKE LINE			
65	S	Not replaced	AR	★B4A 2244-A
65/	A	Clip (rear brake tube connector to rear hose to frame)	3	356626-S32(GG22)
65/70	X	Clip (master cylinder to rear brake tube connector tube to underbody)	1	
65/66	A (drum brakes)	Clip (front brake tube to side member)	1	372323-S(GG154B)
66	A (disc brakes)		3	
66/	A (disc brakes)	Clip (master cylinder to rear brake hose to side member)	4	
65/	S	Clip (front brake tube to side member)	1	
65/66	S	Clip (master cylinder to rear brake hose to side member)	4	373744-S7-8 (GG163P)
65/70	X	Clip (brake tube to dash panel)	3	358360-S32(GG143)
65/	F		2or3	
67/	F	Clip(brake tube to floor pan & side member)	3	
67/	S	Right rear brake tube to axle	1	
67	A, S	Nut-spring (right rear brake tube to axle-1/4"-14	1	382071-S2 (MM276D)
65/70	X	Screw (R. H. front brake pipe clip to cross member)-No. 12-24 x 1"	1	26546-S7-8(U170B)
65/	A Spec. (4 & 6/B carb.), P/I(8 cyl.352,390,406,427)	Clip (right front brake tube to frame	3	354417-S32(GG83)
65/	B	Clip assy. (brake tube to dash panel)	AR	376234-S100(GG95)
65/	B	Clip ass'y. (rear brake tube connector to rear brake hose to underbody)	2	
65/	B	Clip assy. (brake tube to underbody)	AR	373842-S100 (GG207)
65/70	X		1	
65	F		1	
65/	B, X	Grommet (front brake tube to fender apron)	2	354002-S(KK7)
65	F		1	
65/	F	Clip (rear brake tube & fuel line to crossmember)	1	379605-S8(GG234)
65/	F	Screw (clip to cross member)-5/16"-18 x 3/4"-tapping	1	39909-S7 (U269D)
66	B, X	Clip assy. (left front brake tube to fender apron)	1	375819-S100 (GG245)
66/	B, X	Clip assy. (master cylinder to rear brake hose to dash & floor pan)	2or3	
66	S "Before 4/18/66"	Clip (left front brake & fuel tank to pump tube to side rail)	1	380694-S(GG250)
65/66	S	Clip (L. H. front brake tube to side member)	1	375222-S8 (GG154D)
65/	S	Clip (rear brake line to underbody)	2	380374-S100 (GG241)
65/67	F "Before 3/1/67"		2	
67	S "From 2/1/67"	Screw (right front brake tube clip to side member)-5/16"-18 x 3/4"-washer head	3	381877-S2(UU52AF)
68	A	Screw (master cylinder to rear brake hose clip to frame)	1	
	2B245 RETAINER - BRAKE MASTER CYLINDER FILLER CAP			
67/71	A(drum brakes)	5" opening	1	C7AZ 2B245-C
72	A(manual drum brakes)		1	
67/	F, P(drum brakes)		1	
67/71	B, X(drum brakes)		1	
67/71	A, B, S, X (disc brakes)	5 1/2" opening	1	C8OZ 2B245-A
67/	F(disc brakes)		1	
67/	U		1	
72	A(power drum or disc brakes)		1	D2AZ 2B245-A
72	B, S(disc brakes)	6" opening	1	D2OZ 2B245-A
71/	L	5 1/2" opening	1	D1FZ 2B245-A
	2A246 PLUG - POWER BRAKE BOOSTER CHECK VALVE			
65/67	A		1	C1SS 2A246-A
	2248 BOLT - REAR BRAKE BACKING PLATE			
65/70	A, S, U	1/2"-20 x 1 3/16"	8	C2AZ 2248-A
		Locknut-1/2"-20	8	34424-S7(M84)

COPYRIGHT © 1975 — FORD MOTOR COMPANY — DEARBORN, MICHIGAN

HALPERT_AUCTIONS

YEAR	MODEL	DESCRIPTION	QTY.	PART NUMBER
	2A248 BRACKET - POWER BRAKE BOOSTER MOUNTING			
			1	C4DZ 2A248-A
65/67	X			
	2250 TUBE ASSY. - BRAKE SCOOP			
65/66	F(GT350)	3" diameter x 17" long	2	★S2MS 2250-A
69/70	F(GT350/500)-63		2	C9ZZ 2250-A
69/70	F(GT350/500)-76		2	C9ZZ 2250-B
	@2B253 TUBE ASSY. - BRAKE MASTER CYLINDER OUTLET - REAR			
69/	U		1	C9TZ 2B253-A
		Nut-3/16" tube-9/16"-18	AR	351736-S36 (MM105H)
		Nut-3/16" tube-7/16"-24	AR	358609-S8(MM103)
		Nut-3/16"tube-1/2"-20	AR	375096-S36 (MM105F)
		Nut-3/16" tube-3/8"-24	AR	382967-S100 (MM102)
	@ 2B255 TUBE ASSY. - REAR BRAKE HOSE TO VALVE			
67	S	Clip(to frame)	4	353491-S2(GG259)
67	S "Before 12/17/66"	Clip (to rear torque box)	1	380694-S(GG250)
67	S "From 12/17/66"	Clip (to rear torque box)	2	381919-S2(GG277)
67	S "From 2/1/67"	Screw (to frame)-5/16"-18 x 3/4"-washer head	1	381877-S2(UU52AF)
68	S	Clip (to L.H. side member)	1	372323-S(GG154B)
68	S	Clip (to frame)	4	381599-S2(GG260)
		Fitting-3/8"tube-3/8"-24	AR	87942-S8(I-20)
		Nut-3/16"tube-7/16"-24	AR	358609-S8(MM103)
		Nut-3/16" tube-3/8"-24	AR	382967-S100 (MM102)
		Nut-3/16" tube-9/16"-18	1	351736-S36 (MM105H)
	2B257 VALVE - BRAKE PRESSURE DIFFERENTIAL - Also Refer to Group 2B091			
	- A -			
67	A (drum brakes)		1	C7AZ 2B257-D
	A (disc brakes)		1	C7AZ 2B257-C
68	A(drum brakes)		1	C8AZ 2B257-B
	A(disc brakes) -except New York Taxi		1	C8AZ 2B257-A
	A(disc brakes)-New York Taxi-"Before 12/1/67"		1	
	A(disc brakes)-New York Taxi-"From 12/1/67"		1	C8AZ 2B257-C
69	A(drum brakes)		1	C9AZ 2B257-B
	A(manual disc brakes)		1	C9AZ 2B257-C
	A(power disc brakes)		1	C9AZ 2B257-A
70/71	A(drum brakes)		1	D0AZ 2B257-B
	A(disc brakes)		1	D0AZ 2B257-C
72	A(drum brakes)		1	D0AZ 2B257-B
	A(disc brakes)	3-way control valve - iron	1	D2AZ 2B257-A
	A(disc brakes)	2-way control valve - brass	1	D0AZ 2B257-C
	- B -			
67	B(drum brakes)		1	C7OZ 2B257-C
	B(disc brakes)		1	C7OZ 2B257-D
68/69	B(drum brakes)		1	C8OZ 2B257-A
	B(disc brakes)		1	C8OZ 2B257-B
70/71	B(drum brakes)		1	D0OZ 2B257-B
	B(disc brakes)		1	D0OZ 2B257-C
72	B		1	D2OZ 2B257-A
	- F -			
67	F(drum brakes)		1	C7ZZ 2B257-C
	F(Power Disc Brakes)		1	C7ZZ 2B257-D
68/69	F(drum brakes)		1	C8ZZ 2B257-B
	F(disc brakes)		1	C8ZZ 2B257-A
70/	F(drum brakes)		1	D0OZ 2B257-B
	F(disc brakes)		1	D0OZ 2B257-C
	- L -			
71	L(drum brakes)		1	D0OZ 2B257-B
	L(disc brakes)		1	D1FZ 2B257-A
72	L(drum brakes)		1	D0OZ 2B257-B
	L(exc.73)-disc brakes "Before 1/17/72"		1	D1FZ 2B257-A
	L(exc.73)-disc brakes "From 1/17/72"		1	D2FZ 2B257-A
	L(73)-disc brakes		1	D0OZ 2B257-C

@ Replacement tubes except as indicated by part number are to be made from bulk tubing stock listed by size and part number under Basic Group 2269. Insulators are to be improvised from rubber hose, friction tape, etc., as required.

HALPERT_AUCTIONS

YEAR	MODEL	DESCRIPTION	QTY.	PART NUMBER
	2B257 VALVE - BRAKE PRESSURE DIFFERENTIAL - continued. Also Refer to Group 2B091			
	- P -			
70	P "Before 7/14/69"		1	D0DZ 2B257-A
	P "From 7/14/69"		1	D0DZ 2B257-C
71/	P		1	D0DZ 2B257-C
	- S -			
67	S		1	C7SZ 2B257-B
68/69	S		1	C8SZ 2B257-A
70/71	S		1	D0AZ 2B257-C
72	S	3-way control valve-iron	1	D2AZ 2B257-A
	- U -			
67	U		1	C7TZ 2B257-B
68/	U		1	C8TZ 2B257-B
	- X -			
67	X (drum brakes)		1	C7OZ 2B257-C
	X (disc brakes)		1	C7OZ 2B257-D
68/70	X (drum brakes)		1	C8OZ 2B257-A
	X (disc brakes)		1	C8OZ 2B257-B
72	B	Bolt (to bracket)-5/16"-18 x 1 5/8" Hex. hd.	2	383420-S100 (BB428WK)
67/	A, S	Screw (to frame)-5/16"-18 x 3/4"-washer head	1	381877-S2(UU52AF)
	2259-60 DUCT - BRAKE SCOOP			
65/66	F (GT350)	Inlet-not replaced	2	★S2MS 2259-A
		Outlet-not replaced	2	★S2MS 2260-A
69/70	F(GT 350/500)-63	R. H. -use with C9ZZ 2250-A	1	C9ZZ 2260-A
		L. H. -use with C9ZZ 2250-A	1	C9ZZ 2260-B
	2B260 BRACKET - BRAKE PRESSURE DIFFERENTIAL VALVE			
72	A		1	D2AZ 2B260-A
	B,S		1	D2OZ 2B260-A
	2261-2 CYLINDER ASSY. - REAR BRAKE - Also refer to Group 2061-2			

IDENTIFICATION CHART

DIAMETER (INCHES)	• IDENTIFICATION	PART NUMBER
23/32	1B	D1FZ 2261-A
23/32	1W-1OR	D2FZ 2261-A
13/16	1G-1W	D3TZ 2261-C
13/16	1G-1W	D3TZ 2262-C
13/16	1OR	C3DZ 2261-A
13/16	2OR	C1UZ 2261-A
13/16	2OR	D3TZ 2261-E
13/16	2OR	D3TZ 2262-E
13/16	1W	C7ZZ 2262-A
27/32	1B	C5DZ 2261-A
27/32	1B-1OR	D2DZ 2261-A
27/32	1B-1OR	D2DZ 2261-B
27/32	1B-1OR	D2DZ 2262-A
27/32	2R	C3OZ 2261-C
27/32	2R	C3OZ 2262-C
27/32	2R	D1DZ 2261-A
27/32	2R	★D1DZ 2262-A r/b D2DZ 2262-A
7/8	1BR-1OR	D2ZZ 2261-A
7/8	1BR-1OR	D2ZZ 2262-A
7/8	1G-1OR	D2FZ 2261-C
7/8	2G	★C6OZ 2261-A r/b D2ZZ 2261-A
7/8	2G	★C6OZ 2262-A r/b D2ZZ 2262-A
29/32	1R	C5DZ 2261-B
29/32	1W-1OR	D2ZZ 2262-B
29/32	2W	C3OZ 2261-B
29/32	2W	★C3OZ 2262-B r/b D2ZZ 2262-B
15/16	1G-1OR	D1AZ 2261-A
15/16	1G-1OR	D1AZ 2262-A
15/16	2BR	★C2VY 2261-A r/b C7AZ 2261-C
15/16	2BR	★C2VY 2262-A r/b C7AZ 2262-C
15/16	2G	C7AZ 2261-C
15/16	2G	C7AZ 2262-C
15/16	1OR-1Y	D2OZ 2261-B
15/16	1OR-1Y	D2OZ 2262-B
15/16	1Y-1W	D2OZ 2261-A
15/16	1Y-1W	D2OZ 2262-A
31/32	1GR	★C5AZ 2261-A r/b D0OZ 2261-A
31/32	1GR	★C5AZ 2262-A r/b D0OZ 2262-A
31/32	2G	D0OZ 2261-A
31/32	2G	D0OZ 2262-A
1	1R-1OR	D3OZ 2261-D
1	1R-1OR	D3OZ 2262-D
1	2Y	C9AZ 2261-A
1	2Y	C9AZ 2262-A

COPYRIGHT © 1975 — FORD MOTOR COMPANY — DEARBORN, MICHIGAN
FINAL ISSUE

HALPERT_AUCTIONS

2261-2 CYLINDER ASSY. - REAR BRAKE - continued - Also refer to Group 2061-2

MODEL APPLICATION

YEAR	MODEL	LOCATION	DIAMETER (Inches)	QTY.	PART NUMBER CYLINDER ASSY.	PART NUMBER REPAIR KIT
	- A -					
65/66	A	R.H.	7/8	1	★♦C6OZ 2261-A ◊D2ZZ 2261-A	♦C6OZ 2128-A ◊D2ZZ 2128-A
		L.H.		1	★♦C6OZ 2262-A ◊D2ZZ 2262-A	♦C6OZ 2128-A ◊D2ZZ 2128-A
	A	R.H.	31/32	1	D0OZ 2261-A	C5AZ 2128-A
		L.H.		1	D0OZ 2262-A	C5AZ 2128-A
67/68	A	R.H.	15/16	1	C7AZ 2261-C	C3OZ 2128-A
		L.H.		1	C7AZ 2262-C	C3OZ 2128-A
	A	R.H.	31/32	1	D0OZ 2261-A	C5AZ 2128-A
		L.H.		1	D0OZ 2262-A	C5AZ 2128-A
69/70	A	R.H.	15/16	1	C7AZ 2261-C	C3OZ 2128-A
		L.H.		1	C7AZ 2262-C	C3OZ 2128-A
	A(P/C)-disc brakes	R.H.	1	1	C9AZ 2261-A	C9AZ 2128-B
		L.H.		1	C9AZ 2262-A	C9AZ 2128-B
71	A	R.H.	15/16	1	D1AZ 2261-A	C3OZ 2128-A
		L.H.		1	D1AZ 2262-A	C3OZ 2128-A
72	A	R.H.	15/16	1	D1AZ 2261-A	D2OZ 2128-B
		L.H.		1	D1AZ 2262-A	D2OZ 2128-B
	- B -					
65	B(Taxi)	R.H.	27/32	1	C3OZ 2261-C	C3OZ 2128-C
		L.H.		1	C3OZ 2262-C	C3OZ 2128-C
	B	R.H.	29/32	1	C3OZ 2261-B	C3OZ 2128-B
		L.H.		1	★♦C3OZ 2262-B ◊D2ZZ 2262-B	♦C3OZ 2128-B ◊D2ZZ 2128-B
	B	R.H.	15/16	1	C7AZ 2261-C	C3OZ 2128-A
		L.H.		1	C7AZ 2262-C	C3OZ 2128-A
66/69	B	R.H.	7/8	1	★♦C6OZ 2261-A ◊D2ZZ 2261-A	♦C6OZ 2128-A ◊D2ZZ 2128-A
		L.H.		1	★♦C6OZ 2262-A ◊D2ZZ 2262-A	♦C6OZ 2128-A ◊D2ZZ 2128-A
	B-1966/68	R.H.	29/32	1	C3OZ 2261-B	C3OZ 2128-B
		L.H.		1	★♦C3OZ 2262-B ◊D2ZZ 2262-B	♦C3OZ 2128-B ◊D2ZZ 2128-B
	B	R.H.	15/16	1	C7AZ 2261-C	C3OZ 2128-A
		L.H.		1	C7AZ 2262-C	C3OZ 2128-A
70/71	B(except 66, 71)-10" x 2" brakes	R.H.	29/32	1	C3OZ 2261-B	C3OZ 2128-B
		L.H.		1	★♦C3OZ 2262-B ◊D2ZZ 2262-B	♦C3OZ 2128-B ◊D2ZZ 2128-B
	B(66, 71)-10" x 2", 10" x 2 1/2" brakes	R.H.	31/32	1	D0OZ 2261-A	C5AZ 2128-A
		L.H.		1	D0OZ 2262-A	C5AZ 2128-A
72	B(53, 63, 65-exc. P/C)-10" x 2" brakes-'Before 1/15/72"	R.H.	1	1	D3OZ 2261-D	D2SZ 2128-A
		L.H.		1	D3OZ 2262-D	D2SZ 2128-A
	B(53, 63, 65-exc. P/C)-6 cyl. & 8 cyl. 302 & 10" x 2" brakes 'From 1/15/72"	R.H.	15/16	1	D2OZ 2261-B	D3OZ 2128-A
	B(53, 63, 65-exc. P/C)-8 cyl. 351, 400, 429 & 10" x 2 1/2" brakes 'From 1/15/72"	R.H.		1		
		L.H.		1	D2OZ 2262-B	D3OZ 2128-A
	B(53, 65-P/C)-11" x 2 1/4" brakes-'Before 1/15/72"	R.H.	15/16	1	★♦D2OZ 2261-A ◊D3OZ 2261-C	♦D2OZ 2128-B ◊D3OZ 2128-A
		L.H.		1	★♦D2OZ 2262-A ◊D3OZ 2262-C	♦D2OZ 2128-B ◊D3OZ 2128-A
	B(53, 65-P/C)-11" x 2 1/4" brakes-'From 1/15/72"	R.H.	15/16	1	★♦D2OZ 2261-B ◊D3OZ 2261-C	♦D3OZ 2128-A ◊D3OZ 2128-A
		L.H.		1	★♦D2OZ 2262-B ◊D3OZ 2262-C	♦D3OZ 2128-A ◊D3OZ 2128-A

♦ Original ◊ Service replacement

HALPERT_AUCTIONS

2261-2 CYLINDER ASSY. - REAR BRAKE - continued - Also refer to Group 2061-2

YEAR	MODEL	LOCATION	DIAMETER (Inches)		QTY.	PART NUMBER CYLINDER ASSY.	PART NUMBER REPAIR KIT
	- B -						
72	B(71)-6 cyl. & 8 cyl. 302 & 10" x 2" brakes- "Before 1/15/72"	R.H.	1		1	D3OZ 2261-D	D2SZ 2128-A
		L.H.			1	D3OZ 2262-D	D2SZ 2128-A
	B(71)-6 cyl. & 8 cyl. 302 & 10" x 2" brakes- 'From 1/15/72"	R.H.	15/16		1	D2OZ 2261-B	D3OZ 2128-A
		L.H.			1	D2OZ 2262-B	D3OZ 2128-A
	B(71)-8 cyl. 351, 400, 429 & 10" x 2 1/2" brakes	R.H.	1		1	D3OZ 2261-D	D2SZ 2128-A
		L.H.			1	D3OZ 2262-D	D2SZ 2128-A
	B(97)-10" x 2", 10" x 2 1/2" brakes- "Before 1/15/72"	R.H.	1		1	D3OZ 2261-D	D2SZ 2128-A
		L.H.			1	D3OZ 2262-D	D2SZ 2128-A
	B(97)-10" x 2", 10" x 2 1/2" brakes- "From 1/15/72"	R.H.	15/16		1	D2OZ 2261-B	D3OZ 2128-A
		L.H.			1	D2OZ 2262-B	D3OZ 2128-A
	- F -						
65/66	F(1965)	R.H.	13/16		1	C3DZ 2261-A	C0DZ 2128-A
		L.H.			1	C3DZ 2261-A	C0DZ 2128-A
	F(6 cyl.)-1965	R.H.	29/32		1	C5DZ 2261-B	C5DZ 2128-A
		L.H.			1	C5DZ 2261-B	C5DZ 2128-A
	F(6cyl.)	R.H.	27/32		1	C5DZ 2261-A	C5DZ 2128-B
		L.H.			1	C5DZ 2261-A	C5DZ 2128-B
	F(1966)	R.H.	7/8		1	★♦C6OZ 2261-A ◊D2ZZ 2261-A	♦C6OZ 2128-A ◊D2ZZ 2128-A
		L.H.			1	★♦C6OZ 2262-A ◊D2ZZ 2262-A	♦C6OZ 2128-A ◊D2ZZ 2128-A
	F(8 cyl.)	R.H.	29/32		1	C3OZ 2261-B	C3OZ 2128-B
		L.H.			1	★♦C3OZ 2262-B ◊D2ZZ 2262-B	♦C3OZ 2128-B ◊D2ZZ 2128-B
67/69	F (8 cyl. 390-4/B)-1967/68	R.H.	13/16		1	C7ZZ 2262-A	C1UZ 2128-A
		L.H.				C7ZZ 2262-A	C1UZ 2128-A
	F(6 cyl.)	R.H.	27/32		1	C5DZ 2261-A	C5DZ 2128-B
		L.H.			1	C5DZ 2261-A	C5DZ 2128-B
	F(8 cyl. 289-4/B-GT)	R.H.	7/8		1	★♦C6OZ 2262-A ◊D2ZZ 2262-A	♦C6OZ 2128-A ◊D2ZZ 2128-A
		L.H.			1	★♦C6OZ 2262-A ◊D2ZZ 2262-A	♦C6OZ 2128-A ◊D2ZZ 2128-A
	F	R.H.	7/8		1	★♦C6OZ 2261-A ◊D2ZZ 2261-A	♦C6OZ 2128-A ◊D2ZZ 2128-A
		L.H.			1	★♦C6OZ 2262-A ◊D2ZZ 2262-A	♦C6OZ 2128-A ◊D2ZZ 2128-A
70	F(6 cyl. 200)	R.H.	27/32		1	C5DZ 2261-A	C5DZ 2128-B
		L.H.			1	C5DZ 2261-A	C5DZ 2128-B
	F(6 cyl. 250, 8 cyl. 302)	R.H.	7/8		1	★♦C6OZ 2261-A ◊D2ZZ 2261-A	♦C6OZ 2128-A ◊D2ZZ 2128-A
		L.H.			1	★♦C6OZ 2262-A ◊D2ZZ 2262-A	♦C6OZ 2128-A ◊D2ZZ 2128-A
	F(8 cyl. 351, 428)	R.H.	29/32		1	★♦C3OZ 2262-B ◊D2ZZ 2262-B	♦C3OZ 2128-B ◊D2ZZ 2128-B
		L.H.			1	★♦C3OZ 2262-B ◊D2ZZ 2262-B	♦C3OZ 2128-B ◊D2ZZ 2128-B
71	F(6 cyl. & 8 cyl. 302-2/B)-10" x 1 3/4" brakes	R.H.	7/8		1	★♦C6OZ 2261-A ◊D2ZZ 2261-A	♦C6OZ 2128-A ◊D2ZZ 2128-A
		L.H.			1	★♦C6OZ 2262-A ◊D2ZZ 2262-A	♦C6OZ 2128-A ◊D2ZZ 2128-A
	F(Boss 302, 8 cyl. 351, 429)-10" x 2" brakes	R.H.	29/32		1	★♦C3OZ 2262-B ◊D2ZZ 2262-B	♦C3OZ 2128-B ◊D2ZZ 2128-B
		L.H.			1	★♦C3OZ 2262-B ◊D2ZZ 2262-B	♦C3OZ 2128-B ◊D2ZZ 2128-B

♦ Original ◊ Service replacement

COPYRIGHT © 1975 — FORD MOTOR COMPANY — DEARBORN, MICHIGAN

2261-2 CYLINDER ASSY. - REAR BRAKE - continued - Also refer to Group 2061-2

YEAR	MODEL	LOCATION	DIAMETER (Inches)		QTY.	PART NUMBER CYLINDER ASSY.	PART NUMBER REPAIR KIT
	- F -						
72	F(6 cyl. & 8 cyl. 302)-10" x 1 3/4" brakes	R.H.	7/8		1	D2ZZ 2261-A	D2ZZ 2128-A
		L.H.			1	D2ZZ 2262-A	D2ZZ 2128-A
	F(8 cyl. 351,429)-10" x 2" brakes	R.H.	29/32		1	D2ZZ 2262-B	D2ZZ 2128-B
		L.H.			1	D2ZZ 2262-B	D2ZZ 2128-B
	- L -						
71	L(9" x 1 1/2" brakes)	R.H.	23/32		1	D1FZ 2261-A	D1FZ 2128-A
		L.H.			1	D1FZ 2261-A	D1FZ 2128-A
72	L(exc.73)-9" x 1 1/2" brakes	R.H.	23/32		1	D2FZ 2261-A	D2FZ 2128-A
		L.H.			1	D2FZ 2261-A	D2FZ 2128-A
	L(73)-9" x 1 3/4" brakes	R.H.	7/8		1	D2FZ 2261-C	D2FZ 2128-C
		L.H.			1	D2FZ 2261-C	D2FZ 2128-C
	- P -						
70	P(6 cyl.)-9" x 1 1/2" brakes	R.H.	27/32		1	C5DZ 2261-A	C5DZ 2128-B
		L.H.			1	C5DZ 2261-A	C5DZ 2128-B
71	P(6 cyl.)-9" x 1 1/2" brakes	R.H.	27/32		1	C5DZ 2261-A	C5DZ 2128-B
		L.H.			1	C5DZ 2261-A	C5DZ 2128-B
	P(6 cyl. 250 & 8 cyl.)-10" x 1 3/4" brakes	R.H.	27/32		1	★D1DZ 2261-A r/b D2DZ 2261-A	C3OZ 2128-C
		L.H.			1	★♦D1DZ 2262-A	♦C3OZ 2128-C
						◊D2DZ 2262-A	◊D2DZ 2128-A
72	P(6 cyl.-exc.6 cyl.250 w/d 70 x 14 tires)-9" x 1/2" brakes	R.H.	27/32		1	D2DZ 2261-B	D2DZ 2128-B
		L.H.			1	D2DZ 2261-B	D2DZ 2128-B
	P(6 cyl.250 w/d 70 x 14 tires & 8 cyl.)-10 x 1 3/4" brakes	R.H.	27/32		1	D2DZ 2261-A	D2DZ 2128-A
		L.H.			1	D2DZ 2262-A	D2DZ 2128-A
	- S -						
65/70	S	R.H.	15/16		1	C7AZ 2261-C	C3OZ 2128-A
		L.H.			1	C7AZ 2262-C	C3OZ 2128-A
71	S	R.H.	15/16		1	D1AZ 2261-A	C3OZ 2128-A
		L.H.			1	D1AZ 2262-A	C3OZ 2128-A
72	S	R.H.	1		1	D3OZ 2261-D	D2SZ 2128-A
		L.H.			1	D3OZ 2262-D	D2SZ 2128-A
	- U -						
66/72	U(10" x 2 1/2", 11" x 1 3/4" brakes) "Before Ser. P40,001"	R.H.	13/16		1	C1UZ 2261-A	C1UZ 2128-A
		L.H.			1	C7ZZ 2262-A	C1UZ 2128-A
72	U(10" x 2 1/2" brakes) "From Ser. P40,001"	R.H.	13/16		1	D3TZ 2261-E	D3UZ 2128-A
		L.H.			1	D3TZ 2262-E	D3UZ 2128-A
	U(11" x 1 3/4" brakes) "From Ser. P40,001"	R.H.	13/16		1	D3TZ 2261-C	D3UZ 2128-B
		L.H.			1	D3TZ 2262-C	D3UZ 2128-B
	- X -						
65/68	X(54, 62, 63, 65)-6 cyl.	R.H.	27/32		1	C5DZ 2261-A	C5DZ 2128-B
		L.H.			1	C5DZ 2261-A	C5DZ 2128-B
	X(59, 66, 71, 76, 78)-6 cyl. -1965	R.H.	29/32		1	C5DZ 2261-B	C5DZ 2128-A
		L.H.			1	C5DZ 2261-B	C5DZ 2128-A
	X(8 cyl.)	R.H.	29/32		1	C3OZ 2261-B	C3OZ 2128-B
		L.H.			1	★♦C3OZ 2262-B	♦C3OZ 2128-B
						◊D2ZZ 2262-B	◊D2ZZ 2128-B
	X	R.H.	15/16		1	C7AZ 2261-C	C3OZ 2128-A
		L.H.			1	C7AZ 2262-C	C3OZ 2128-A
69/70	X(54, 62, 63, 65)-6 cyl.	R.H.	27/32		1	C5DZ 2261-A	C5DZ 2128-B
		L.H.			1	C5DZ 2261-A	C5DZ 2128-B
	X(1969)	R.H.	7/8		1	★♦C6OZ 2261-A	♦C6OZ 2128-A
						◊D2ZZ 2261-A	◊D2ZZ 2128-A
		L.H.			1	★♦C6OZ 2262-A	♦C6OZ 2128-A
						◊D2ZZ 2262-A	◊D2ZZ 2128-A
	X	R.H.	15/16		1	C7AZ 2262-C	C3OZ 2128-A
		L.H.			1	C7AZ 2262-C	C3OZ 2128-A

♦ Original ◊ Service replacement

HALPERT_AUCTIONS

YEAR	MODEL	DESCRIPTION	QTY.	PART NUMBER
	2261-2 CYLINDER ASSY. - REAR BRAKE - continued			
65/66	A	Bolt (cylinder to carrier plate)-5/16"-18 x 1/2"	4	20310-S8(B48)
65/	B, S		4	
65/70	X (10" x 1 3/4" brakes)		4	
65/	F (8 cyl.)-10" x 1 3/4" brakes		4	
		Lockwasher-5/16"		*34941-S7
65/70	X	Screw & washer (cylinder to carrier plate)-1/4"-20 x 3/8"	4	42741-S7-8(U2)
65/69	F (6 cyl.)		4	
67	A		4	
70/	A, B, F, P, U, X	Screw & washer (cylinder to carrier plate)-5/16"-18 x 1/2"	4	383755-S2 (BB574CD)
@	**2263-4 TUBE ASSY. - FRONT BRAKE**			
		Fitting-3/16" tube-3/8"-24	AR	87942-S8(I-20)
		Nut-3/16" tube 3/8"-24	AR	382967-S100 (MM102)
		Nut-3/16" tube-7/16"-24	AR	358609-S8(MM103)
		Nut-3/16" tube-1/2"-20	AR	375096-S36 (MM105F)
	2B264 SWITCH - BRAKE PRESSURE DIFFERENTIAL VALVE WARNING LAMP			
67	A, B, F, S, U, X		1	C7AZ 2B264-A
68/69	A, B, F, S, X		1	C8AZ 2B264-A
68/	U		1	
70	P "Before 7/14/69"		1	
70/	A, B, F, L, S, X		1	D0AZ 2B264-A
70/	P "From 7/14/69"		1	
@	**2-2264 TUBE ASSY. - BRAKE MASTER CYLINDER TO FRONT BRAKE CONNECTOR**			
@	**2265 TUBE ASSY. - BRAKE MASTER CYLINDER TO REAR BRAKE HOSE**			
		Clip (tube to front C/M)-3/4" x 1 5/16"	AR	383369-S (GG163YH)
		Clip (tube to floor pan)-3/4" x 1 5/16"	AR	383368-S2 (GG163YM)
		Clip (tube to underbody)-3/4" x 1 5/8"	AR	352605-S8 (GG149)
		Clip (tube to frame side rail)-5/8" x 1 1/2"	AR	381599-S2 (GG260)
		Fitting-3/16" tube-3/8"-24	AR	87942-S8(I-20)
		Nut-3/16" tube-3/8"-24	AR	382967-S100 (MM102)
		Nut-3/16" tube-7/16"-24	AR	358609-S8(MM103)
		Nut-3/16" tube-1/2"-20	AR	375096-S36 (MM105F)
		Nut-3/16" tube-9/16"-18	AR	351736-S36 (MM105H)
72	A, B, S	Screw (tube to frame)-5/16"-18 x 3/4" hex. hd.	AR	381877-S2 (UU52AF)
72	L, P	Screw (retain clip to underbody)-1/4"-14 x 1/2" hex. hd.	AR	55981-S2 (UU254E)
	2265 TUBE ASSY. - BRAKE and FUEL LINE - INCLUDES FLARED ENDS and FITTINGS			
65/	A, B, F, L, P, S, U, X	3/16" x 12"-steel	AR	B6A 2265-AA
	A, B, F, L, P, S, U, X	3/16" x 20"-steel	AR	B6A 2265-AB
	A, B, F, L, P, S, U, X	3/16" x 30"-steel	AR	B6A 2265-AC
	A, B, F, L, P, S, U, X	3/16" x 40"-steel	AR	B6A 2265-AD
	A, B, F, L, P, S, U, X	3/16" x 51"-steel	AR	B6A 2265-AE
	A, B, F, L, P, S, U, X	3/16" x 60"-steel	AR	B6A 2265-AF
	A, B, F, L, P, S, U, X	1/4" x 12"-steel	AR	B6A 2265-BA
	A, B, F, L, P, S, U, X	1/4" x 20"-steel	AR	B6A 2265-BB
	A, B, F, L, P, S, U, X	1/4" x 30"-steel	AR	B6A 2265-BC
	A, B, F, L, P, S, U, X	1/4" x 40" -steel		B6A 2265-BD
	A, B, F, L, P, S, U, X	1/4" x 51" -steel		B6A 2265-BE

@ Replacement tubes except as indicated by part number are to be made from bulk tubing stock listed by size and part number under basic group 2269. Insulators are to be improvised from rubber hose, friction tape, etc., as required.

COPYRIGHT © 1975 — FORD MOTOR COMPANY — DEARBORN, MICHIGAN

HALPERT_AUCTIONS

YEAR	MODEL	DESCRIPTION	QTY.	PART NUMBER
	2B266 CLIP - BRAKE PRESSURE CONTROL VALVE RETAINER			
68/70	B, X(disc brakes)		1	C8OZ 2B266-A
68/70	F(disc brakes)		1	C8ZZ 2B266-A
	@ 2267-8 TUBE ASSY. - REAR BRAKE			
		Fitting-3/16" tube-3/8"-24	AR	87942-S8(I-20)
		Nut-3/16" tube-7/16"-24	AR	358609-S8(MM103)
		Nut-3/16" tube-1/2"-20	AR	375096-S36 (MM105F)
		Nut-3/16" tube-3/8"-24	AR	382967-S100 (MM102)
72	A, B, S	Screw (tube to rear axle)-5/16"-18 x 3/4" - hex. hd.	AR	381877-S2 (UU52AF)
	2269 TUBING - BRAKE and FUEL LINE			
65/	A, B, F, L, P, S, U, X	3/16" O.D. -steel-supplied in 25 ft. rolls		8C 2269-B
	A, B, F, L, P, S, U, X	1/4" O.D. -steel-supplied in 25 ft. rolls		91A 2269
	A, B, F, L, P, S, U, X	5/16" O.D. -steel-supplied in 25 ft. rolls		8C 2269-A
	A, B, F, L, P, S, U, X	3/8" O.D. -steel-supplied in 25 ft. rolls		B7Q 2269-A
	A, B, F, L, P, S, U, X	1/4" O.D. -copper-supplied in 25 ft. rolls		8QH 2269-D
	A, B, F, L, P, S, U, X	3/8" O.D. -copper-supplied in 25 ft. rolls		8QH 2269-A
	A, B, F, L, P, S, U, X	1/2" O.D. -copper-supplied in 25 ft. rolls		8QH 2269-B
	A, B, F, L, P, S, U, X	5/8" O.D. -copper-supplied in 15 ft. lengths		8QH 2269-C
	A, B, F, L, P, S, U, X	Nut-5/8"-18-use with B7Q 2269-A & 8QH 2269-A		87945-S8(I-23)
	@ 2B269 TUBE ASSY. - FRONT BRAKE TUBE TO DIFFERENTIAL VALVE			
67/	B, F	Clip (to dash panel)	3	381676-S32 (GG163B)
70	B	Clip (to steering column reinf.)-3/16"	1	383908-S2 (GG163YS)
68	B, X	Clip (to dash panel)	1	382200-S2(GG284)
72	L - 4 cyl. 98 (1600 CC)	Clip (tube to no. 2 crossmember)-3/4"x1 5/16"	3	383368-S2 (GG163YM)
72	L - 4 cyl. 122 (2000 CC)	Clip (tube to no. 2 crossmember)-1/2" x 1 1/8"	3	377774-S(GG270)
72	P	Clip (tube to dash panel)	1	
72	P	Clip (tube to dash panel)-3/4" x 1 5/16"	AR	383368-S2 (GG163YM)
		Fitting-3/16" tube-3/8"-24	AR	87942-S8(I-20)
		Nut-3/16" tube-1/2"-20	AR	375096-S36 (MM105F)
		Nut-3/16" tube-3/8"-24	AR	382967-S100 (MM102)
		Nut-3/16" tube-7/16"-24	AR	358609-S36 (MM103)
72	P	Screw (tube to dash panel & fender apron)-1/4" - 14 x 1/2" hex. hd.	AR	55981-S2 (UU254E)
72	P	Union - 3/16" tube	1	383057-S(II61X)
	2270 HOSE - BRAKE LINE			
65/70	A	Use with bulk tubing & 1/2" O.D. nuts	AR	B8T 2270-A
	@ 2-2272 TUBE ASSY. - FRONT BRAKE FITTING TO CONNECTOR			
	2B274 VALVE ASSY. - BRAKE SPEED CONTROL RETARD			
67/68	S		1	C7SZ 2B274-A
	2A275 BRACKET - BRAKE TUBE SUPPORT			
66	U(8 cyl. 289)	Not replaced	1	★C6TZ 2A275-A
67/	U	7 3/4" long	1	C7TZ 2A275-C
	2B275 PLATE - POWER BRAKE BOOSTER BODY END			
66	A	Not replaced	1	★C6AZ 2B275-A

@ Replacement tubes except as indicated by part number are to be made from bulk tubing stock listed by size and part number under basic group 2269. Insulators are to be improvised from rubber hose, friction tape, etc., as required.

HALPERT_AUCTIONS

YEAR	MODEL	DESCRIPTION	QTY.	PART NUMBER
	2B276 ADAPTER - BRAKE PRESSURE DIFFERENTIAL VALVE CONNECTOR			
67	A, B, F, X (Power Disc Brakes)		1	C7AZ 2B276-C
67	A, B, F, X (drum brakes)		1	C7AZ 2B276-D
67	S		1	
68/69	A, B, F, X (drum brakes)	3/8"-24 bolt hole	1	C7AZ 2B276-F
70	P (drum brakes) "Before 7/14/69"		1	
70	A, S	Serviced in 2B257	1	★ 2B276
70	B, F, X (drum brakes)		1	
70	P (drum brakes) "From 7/14/69"		1	
70	B, F (disc brakes)			
	2B277 RETAINER - BRAKE PEDAL SHAFT			
68/	A, B, L, P, X		1	C8AZ 2B277-A
68/70	F		1	
71/	F		1	D1ZZ 2B277-A
	2282 HOSE - REAR BRAKE			
	- A -			
65/66	A	13 3/16" long-includes connector	1	C6AZ 2282-A
67/68	A (with axle-tagged WER) "Before 1/3/67"	10 5/8" long-includes connector	1	C7AZ 2282-B
	A (with axle-tagged WER)- "From 1/3/67"	10 5/8" long-includes connector	1	C7AZ 2282-C
	A (except axle tagged WER)		1	C7SZ 2282-B
69/70	A (except axle tagged WER)		1	C7SZ 2282-B
	A (with axle tagged WER)		1	C9AZ 2282-A
71/	A (except axle tagged WER)	9 7/8" long-includes connector-# D1AA 2A448-AA	1	D1AZ 2282-A
	A (with axle tagged WER)	9 7/8" long-includes connector-# D1AA 2A448-BB	1	D1AZ 2282-B
	- B -			
65	B (except 289-4/B)	15" long	1	B7AZ 2078-A
	B (289-4B)	17 3/16" long	1	C4OZ 2282-B
66	B (except 71)	17 1/8" long	1	C6OZ 2282-D
	B (71)	15 1/8" long-includes connector-#Yellow paint	1	C6OZ 2282-C
67/68	B (66, 71)	15 1/8" long-includes connector-#Yellow paint	1	C7OZ 2282-A
67/68	B (except 54, 62, 63-6 cyl., 66 & 71)	17 1/8" long-includes connector	1	C7OZ 2282-B
67	B (54, 62, 63)-6 cyl. "Before 4/3/67"		1	
67/68	B (54, 62, 63)-6 cyl. "From 4/3/67"	Includes connector	1	C7OZ 2282-C
69/71	B (except 66 & 71)	17 1/8" long-includes connector	1	C7OZ 2282-B
	B (66, 71)	15 1/8" long-includes connector	1	C7OZ 2282-A
72	B (8" ring gear)	11 5/8" long-includes connector	1	D2OZ 2282-A
	B (9" ring gear)		1	D2OZ 2282-B
	- F -			
65/66	F (6 cyl.)	13 1/2" long-includes connector	1	C5ZZ 2282-B
	F (8 cyl. 260, 289-2B)	14 1/2" long-includes connector	1	C5ZZ 2282-A
	F (8 cyl. 289-4B)-Special	13 7/16" long-includes connector	1	C5ZZ 2282-D
	F (8 cyl. 289-4B)-premium fuel	13 7/16" long-includes connector	1	C5ZZ 2282-E
67	F	11 3/4" long-includes connector	1	C7ZZ 2282-A
68/69	F (except Boss 302, 8 cyl. 428CJ)	11 3/4" long-includes connector	1	C7ZZ 2282-A
68/69	F (8 cyl. 428CJ)	11 7/8" long-includes connector-#	1	C9ZZ 2282-A
69	F (Boss 302)	C9ZA 2A448-A	1	
70	F	10 3/4" long-includes connector-# D0ZA 2A448-B	1	D0ZZ 2282-A
71/	F	10 3/4" long-includes connector	1	D1ZZ 2282-A
	- L -			
71/	L	12 3/8" long-includes connector	1	D0DZ 2282-C
	- P -			
70	P (6 cyl.)	12 3/8" long-includes connector	1	D0DZ 2282-C
71/	P (6 cyl.)-9" brakes	12 3/8" long-includes connector	1	D0DZ 2282-C
	P (6 cyl. 250 & 8 cyl.)-10" brakes	10 5/8" long-includes connector	1	D0DZ 2282-B

Identification marking

COPYRIGHT © 1975 — FORD MOTOR COMPANY — DEARBORN, MICHIGAN

FINAL ISSUE

HALPERT_AUCTIONS

YEAR	MODEL	DESCRIPTION	QTY.	PART NUMBER
	2282 HOSE - REAR BRAKE - continued			
	- S -			
65/66	S	13 5/32" long-includes connector	1	C4SZ 2282-A
67/70	S		1	C7SZ 2282-B
71	S	9 7/8" long-includes connector-# D1AA 2A448-AA	1	D1AZ 2282-A
72	S(9", 9 3/8" ring gear)		1	D2OZ 2282-B
	- U -			
66/	U	14 1/8" long	1	C6TZ 2282-B
	- X -			
65	X	15" long	1	B7AZ 2078-A
66	X(except 66 , 71)	12 3/4" long-includes connector-#Green paint	1	C6DZ 2282-B
	X(66,71)	15 1/8" long-includes connector-#Yellow paint	1	C6OZ 2282-C
67/70	X (except 71)	12 3/4" long-includes connector-#Green paint	1	C7DZ 2282-A
	X(71)	15 1/8" long-includes connector-#Yellow paint	1	C7OZ 2282-A
67/	A (6 cyl. & 8 cyl. 289)	Nut (attach hose & tube assy. to cyl.)-7/16"-24 x 7/16"-5/16"	2	358609-S8(MM103)
65/	F	Lockwasher (connector to axle)-7/16"	1	34808-S8(X-67)
71	L	Screw & washer-hex.head (hose to axle)-9/16"-18 x 1 1/4"	1	384510-S(BB567F)
65/	S	Bolt (hose to axle)-5/16"-18 x 1/2"	1	20310-S8(B48)
		Lockwasher-5/16"		34806-S7(X64)
	2284-5 LINING - REAR BRAKE SHOE - Serviced in 2007 Kits			
	2B292-3 PLATE - FRONT DISC BRAKE CALIPER ANCHOR			
68/	A	R.H.	1	C8AZ 2B292-A
		L.H.	1	C8AZ 2B293-A
68/71	B,X	R.H.	1	C8OZ 2B292-A
		L.H.	1	C8OZ 2B293-A
72	B(53, 63, 65, 71, 97-exc.P/C & Taxi)	R.H.	1	D2OZ 2B292-A
	B(53, 63, 65-P/C & Taxi)-6 cyl.& 8 cyl. 302	R.H.	1	
		L.H.	1	D2OZ 2B293-A
	B(53, 63, 65-P/C & Taxi)-8 cyl. 351, 400, 429	R.H.	1	D2SZ 2B292-A
		L.H.	1	D2SZ 2B293-A
69/	F	R.H.	1	C8OZ 2B292-A
		L.H.	1	C8OZ 2B293-A
71/	L	R.H.	1	D1FZ 2B292-A
		L.H.	1	D1FZ 2B293-A
68/71	S	R.H.	1	C8AZ 2B292-A
		L.H.	1	C8AZ 2B293-A
72	S	R.H.	1	D2SZ 2B292-A
		L.H.	1	D2SZ 2B293-A
68/	B,F,X	Screw (to spindle)-9/16"-12 x 2 5/8"-hex.head drilled	4	382713-S101 (BB429T)
68/	B,F,X	Bolt-(to spindle)-7/16"-14 x 1 1/2"-head lock	4	384114-S100 (BB429WF)
	2B295 STABILIZER - FRONT DISC BRAKE CALIPER HOUSING			
68/	A,		4	C8AZ 2B295-A
68/71	S		4	
68/71	B,X		2	C8OZ 2B295-A
68/	F		2	
68/	A, F	Screw & lockwasher assy. (to anchor plate)-5/16"-18 x 1/2"	4	381985-S2(BB555A)
68/71	B,S,X		4	
	2296 SPRING - REAR BRAKE SHOE RETRACTING - Refer to Group 2035-6			
	2B296 PIN - FRONT DISC BRAKE CALIPER LOCATING			
68/	A, F	2 5/64" long	4	C8AZ 2B296-A
68/71	B,S,X		4	
	2B299 INSULATOR - FRONT DISC BRAKE CALIPER LOCATING PIN			
68/	A,F	1 3/8" long-stamped C8AA 2B299-C	4	C8AZ 2B299-A
68/71	B,S,X		4	

Identification marking

HALPERT_AUCTIONS

YEAR	MODEL	DESCRIPTION	QTY.	PART NUMBER
	2303 SEAL - POWER BRAKE BOOSTER HUB & DIAPHRAGM PLATE			
66	S	1.78" I.D. -2.34" O.D. -.085" thick	1	C6SZ 2303-B
	2309 BOOSTER REPAIR KIT - POWER BRAKE			
	- A -			
65/66	A(Drum brakes)-Midland-Ross	Consists of	1	C5AZ 2309-A
	1-C5AZ 2B014-A Bushing	1-C5AZ 2B157-A Retainer	1-C3TZ 2A346-A	Filter
	1-C0AA 2A021-A Guard	1-C5AZ 2180-A Boot	1-C5AZ 2A365-A	Diaphragm
	1-C3TZ 2B073-A Seal	1-C5AZ 2A238-A Valve	1-C5AZ 2366-A	Bellows
	1-C3TZ 2B074-A Ring	1-C5AZ 2302-A Ring	2-C1AA 2A386-A	Bushing
	1-C5AZ 2B154-A Lever	1-C5AZ 2302-B Ring	1-C4AZ 2A411-A	Connector
	1-C5AZ 2B155-A Clamp	1-C5AZ 2303-A Washer	1-376417-S	Retainer
	1-C5AZ 2B156-A Spring	1- Washer (Teflon)		
66	A (Drum brakes)-Bendix	Consists of - not replaced	1	★C6AZ 2309-A
	1-C4DZ 2180-A Boot	1-C5SZ 2365-A Valve	1-C4DZ 2384-A	Seal
	1-C4DZ 2A346-B Filter	1-C5DZ 2372-A Seal	1-C4DZ 2414-A	Disc
	1-C9AZ 2B176-A Grommet	1-C6AZ 2377-A Rod		
67	A(except S/W)-Drum brakes-Midland-Ross	Consists of	1	C7AZ 2309-A
	1-C5AZ 2B014-A Bushing	1-C5AZ 2B157-A Retainer	1-C3TZ 2A346-A	Filter
	1-C6SZ 2A021-A Guard	1-C7AZ 2180-B Boot	1-C5AZ 2A365-A	Diaphragm
	1-C3TZ 2B073-A Seal	1-C5AZ 2A238-A Valve	1-C5AZ 2366-A	Bellows
	1-C3TZ 2B074-A Ring	1-C5AZ 2302-A Ring	1-C5AZ 2A385-A	Plunger
	1-C7AZ 2B154-A Lever	1-C5AZ 2302-B Ring	1-C3TZ 2A386-A	Bushing
	1-C5AZ 2B155-A Clamp	1-C6SZ 2303-A Washer	1-376417-S	Retainer
	1-C5AZ 2B156-A Spring			
68/	A	Not available - use (2005)		★
	- B -			
65	B(Midland-Ross)	Consists of - not replaced	1	★C5OZ 2309-A
	1-C5AZ 2B014-A Bushing	1-C5AZ 2180-A Boot	1-C5AZ 2A365-A	Diaphragm
	1-C3TZ 2B073-A Seal	1-C5AZ 2A238-A Valve	1-C5AZ 2366-A	Bellows
	1-C3TZ 2B074-A Ring	1-C5AZ 2302-A Ring	2-C1AA 2A386-A	Bushing
	1-C5OZ 2B154-A Lever	1-C5AZ 2302-B Ring	1-C4OZ 2A411-A	Connector
	1-C5AZ 2B155-A Clamp	1-C5AZ 2303-A Washer	1-C2AZ 2A477-A	Boot
	1-C5OZ 2B156-A Spring	1-C3TZ 2A346-A Filter	1-376417-S	Retainer
	1-C5AZ 2B157-A Retainer			
66	B(except 8 cyl. 390)-Midland-Ross	Consists of - not replaced	1	★C6OZ 2309-A
	1-C5AZ 2B014-A Bushing	1-C5AZ 2B157-A Retainer	1-C3TZ 2A346-B	Filter
	1-C0AA 2A021-A Guard	1-C1AZ 2180-A Boot	1-C5AZ 2A365-A	Diaphragm
	1-C3TZ 2B073-A Seal	1-C5AZ 2A238-A Valve	1-C5AZ 2366-A	Bellows
	1-C3TZ 2B074-A Ring	1-C5AZ 2302-A Ring	2-C3TZ 2A386-A	Bushing
	1-C6OZ 2B154-A Lever	1-C5AZ 2302-B Ring	1-C4AZ 2A411-A	Connector
	1-C5AZ 2B155-A Clamp	1-C5AZ 2303-A Washer	1-376417-S	Retainer
	1-C5OZ 2B156-A Spring			
66	B(8 cyl. 390)-Midland-Ross	Consists of - not replaced	1	★C6OZ 2309-B
	1-C6OZ 2B014-A Bushing	1-C5AZ 2B157-A Retainer	1-C3TZ 2A346-B	Filter
	1-C6OZ 2B014-B Bushing	1-C1AZ 2180-A Boot	1-C6OZ 2A365-A	Diaphragm
	1-C0AA 2A021-A Guard	1-C5AZ 2A238-A Valve	1-C6OZ 2A365-B	Diaphragm
	1-C3TZ 2B073-A Seal	1-C5AZ 2302-A Ring	1-C5AZ 2366-A	Bellows
	1-C3TZ 2B074-A Ring	1-C5AZ 2302-B Ring	2-C3TZ 2A386-A	Bushing
	1-C6OZ 2B154-B Lever	1-C6OZ 2302-A Ring	1-C4AZ 2A411-A	Connector
	1-C5AZ 2B155-A Clamp	1-C6OZ 2302-B Ring	1-375283-S	Washer
	1-C5AZ 2B156-B Spring	1-C5AZ 2303-A Washer	1-376417-S	Retainer
67	B (Drum brakes)-Midland-Ross	Consists of	1	C7OZ 2309-A
	1-C6OZ 2B014-A Bushing	1-C7AZ 2180-B Boot	1-C3TZ 2A346-B	Filter
	1-C6OZ 2B014-B Bushing	1-C5AZ 2A238-A Valve	1-C7OZ 2A365-A	Diaphragm
	1-C3TZ 2B073-A Seal	1-C5AZ 2302-A Ring	1-C7OZ 2A365-B	Diaphragm
	1-C3TZ 2B074-A Ring	1-C5AZ 2302-B Ring	1-C5AZ 2366-A	Bellows
	1-C7OZ 2B154-B Lever	1-C6OZ 2302-A Ring	1-C6SZ 2A385-A	Plunger
	1-C5AZ 2B155-A Clamp	1-C6OZ 2302-B Ring	1-C3TZ 2A386-A	Bushing
	1-C5OZ 2B156-A Spring	1-C5AZ 2303-A Washer	1-376417-S	Retainer
	1-C5AZ 2B157-A Retainer	1-C6SZ 2303-A Washer		
68/	B	Not available - use (2005)		★

COPYRIGHT © 1975 — FORD MOTOR COMPANY — DEARBORN, MICHIGAN

HALPERT_AUCTIONS

YEAR	MODEL	DESCRIPTION	QTY.	PART NUMBER
	2309 BOOSTER REPAIR KIT - POWER BRAKE - continued			
	- F -			
65/66	F(Bendix)	Details listed under 1965 - X - listed below	1	C5DZ 2309-A
67	F(Drum brakes)-Midland-Ross	Consists of - not replaced	1	★C7ZZ 2309-A
	1-C6OZ 2B014-A Bushing	1-C7AZ 2180-B Boot	1-C3TZ 2A346-B Filter	
	1-C6OZ 2B014-B Bushing	1-C5AZ 2A238-A Valve	1-C7OZ 2A365-A Diaphragm	
	1-C3TZ 2B073-A Seal	1-C5AZ 2302-A Ring	1-C7OZ 2A365-B Diaphragm	
	1-C3TZ 2B074-A Ring	1-C5AZ 2302-B Ring	1-C5AZ 2366-A Bellows	
	1-C7AZ 2B154-A Lever	1-C6OZ 2302-A Ring	1-C6SZ 2A385-A Plunger	
	1-C5AZ 2B155-A Clamp	1-C6OZ 2302-B Ring	1-C3TZ 2A386-A Bushing	
	1-C6SZ 2B156-A Spring	1-C5AZ 2303-A Washer	1-376417-S Retainer	
	1-C5AZ 2B157-A Retainer			
68/	F	Not available - use (2005)		★
	- X -			
65	X(Bendix)	Consists of	1	C5DZ 2309-A
	1-C4DZ 2B132-A Stop	1-C4DZ 2A346-B Filter	1-C4DZ 2372-A Seal	
	1-C4DZ 2A157-A Spring	1-C5DZ 2A343-A Filter	1-C4DZ 2384-A Seal	
	1-C4DZ 2B176-A Grommet	1-C4DZ 2365-A Valve	1-C4DZ 2391-A Diaphragm	
	1-C4DZ 2180-A Boot	1-C4DZ 2A365-A Diaphragm	1-C4DZ 2414-A Disc	
	1-C4DZ 2A346-A Filter			
66	X (Midland-Ross)	Details listed under 1966 - B - on page 1	1	★C6OZ 2309-A
67	X(Drum brakes)-Midland-Ross	Details listed under 1967 - B - listed above	1	C7OZ 2309-A
68/70	X	Not available - use (2005)		★
	2A309 BUSHING - BRAKE MASTER CYLINDER PUSH ROD - Refer to Group 2474			
	@2B329 TUBE ASSY. - BRAKE DIFFERENTIAL VALVE OUTLET			
68	B, X (except 8 cyl. 427)	Union (tube)-3/8"-24	1	382714-S(II-61)
68	F (drum brakes)	Union (to right front brake tube)	1	
70	B	Clip (to steering column reinf.)-3/16"	1	383908-S2 (GG164YS)
		Fitting-3/16" tube-3/8"-24	AR	87942-S8(I-20)
		Nut-3/16" tube-7/16"-24	AR	358609-S(MM103)
		Nut-3/16" tube-3/8"-24-(steel)	AR	382967-S100 (MM102)
		Nut-3/16" tube-3/8"-24-(Brass)	AR	383057-S(II61X)
		Nut-3/16" tube-1/2"-20	AR	375096-S36 (MM105F)
	2342 CLAMP - POWER BRAKE BOOSTER HOSE			
65/69	A, B, F, S, X		AR	59T 2342-A
	2344 CLAMP - POWER STEERING RETURN LINE			
65/70	A, B, F, S, X		AR	B5A 2344-A
65/70	S	To windshield wiper motor return tube -lower	1	
	2A346 FILTER - POWER BRAKE BOOSTER AIR CLEANER - Also serviced in Group 2309			
65/66	A, B (Midland-Ross)	1/4" I.D. x 1 5/16" O.D.-r/b C6TZ 2167-A	1	★C3TZ 2A346-A
67	A, B, F, X(Midland-Ross)	1 11/16" I.D.	1	C3TZ 2A346-B
67	S(without speed control)-Midland-Ross		1	
66	B(8 cyl. 390)		1	
65/66	F, X(Bendix)	Steel-7/8" I.D. x 1 7/16" O.D. - not replaced	1	★C4DZ 2A346-A
65/66	F, S, X(Bendix)	Plastic-1/4" I.D. x 2" O.D.	1	C4DZ 2A346-B
66	A (Bendix)		1	
65/66	S, X(Bendix)	Felt-5/16" I.D. x 1 1/4" O.D. x 1/4" thick-	2	★C5DZ 2A346-A
66	A(Disc brakes)-Bendix	Not replaced	2	
	2B346 BEARING - POWER BRAKE BOOSTER LEVER			
68	B, X(disc brakes)	1/2" O. D. -1 3/4" long	1	C8OZ 2B346-A
	2B347 SEAL - POWER BRAKE BOOSTER LEVER BUSHING - OUTER			
68	B, X(disc brakes)	3/4" I. D. -1" O. D. -9/16" thick	2	C8OZ 2B347-A
	2A352 SPACER - BRAKE SHOE RETRACTING SPRING			
65/66	S		AR	C1VV 2A352-A
	2B355 GASKET - BRAKE MASTER CYLINDER MOUNTING ADAPTER			
69	B, F, X (drum brakes)	To master cylinder	1	C9AZ 2B355-B
70/	A, B, F, L, P, X (drum brakes)	To master cylinder	1	
@	**2A361-2 TUBE ASSY. - FRONT BRAKE HOSE TO CYLINDER**			
		Fitting-3/16" tube-3/8"-24	2	87942-S8(I-20)

@ Replacement tubes except as indicated by part number are to be made from bulk tubing stock listed by size and part number under basic group 2269. Insulators are to be improvised from rubber hose, friction tape, etc., as required.

HALPERT_AUCTIONS

YEAR	MODEL	DESCRIPTION	QTY.	PART NUMBER
	2B363 VALVE - BRAKE PRESSURE IMPULSE			
69	A, B (power disc brakes)-exc. Taxi		1	C8AZ 2B363-A
	F,S,X (power disc brakes)		1	
	2365 VALVE - POWER BRAKE BOOSTER CHECK			
69/	A,B,F,X(disc brakes)-Bendix Booster		1	D0AZ 2365-A
70/	A(drum brakes)-Bendix Booster		1	
65/68	A(Midland-Ross booster)	Includes grommet & plug	1	C4AZ 2365-A
65/68	B(Midland-Ross booster)		1	
67/68	F(Midland-Ross booster)		1	
66/68	X(Midland-Ross booster)		1	
67/68	S(without speed control)-Midland-Ross booster		1	
65/69	F, X(Bendix Booster)	Steel-1 5/8" long- Also Serviced in 2309 Kit	1	C4DZ 2365-A
65/69	S(Bendix Booster) "Before 8/12/68"	Also Serviced in 2309 Kit	1	C5SZ 2365-A
66/69	A(Drum brakes)-Bendix Booster		1	
66	A(Disc brakes)-Bendix Booster		1	
69	S (Bendix Booster) "From 8/12/68"		1	C9SZ 2365-A
71/	S(Bendix Booster)		1	
	2A365 DIAPHRAGM - POWER BRAKE BOOSTER			
65	A, B(Midland-Ross)		1	C5AZ 2A365-A
66/67	A		1	
66	B, X(except 390)		1	
66	A (Drum brakes)-Bendix	8.135" O.D.	1	C6AZ 2A365-A
66	B(8 cyl. 390)	6 15/16" O.D.	1	C6OZ 2A365-A
66	B(8 cyl. 390)	1 25/32" I.D. -6 5/16" O.D. -Rubber	1	C6OZ 2A365-B
67	B, F, X	7 7/16" O.D.	1	C7OZ 2A365-A
67	B, F, X	Boot diaphragm-1 25/32" I.D. - 6 17/32" O.D.	1	C7OZ 2A365-B
65	S(Bendix)	Front	1	C5SZ 2A365-A
66	A(Disc brakes)-Bendix		1	
65	S(Bendix)	Rear	1	C5SZ 2A365-B
66	A(Disc brakes)-Bendix		1	
66	S	7.42" O.D.	1	C6SZ 2A365-A
66	S	7.88" O.D.	1	C6SZ 2A365-B
	2A368 SNAP RING - POWER BRAKE BOOSTER PISTON GUIDE BUSHING			
65	B(Midland-Ross)	Not replaced	1	★C1AA 2A368-A
	2B368 FILTER - BRAKE SKID CONTROL ACTUATOR AIR			
69/	S		1	C9SZ 2B368-A
	2B369 HOSE - BRAKE SKID CONTROL ACTUATOR AIR			
69	S	33" long	1	C9SZ 2B369-A
70/	S	50" long	1	D0SZ 2B369-A
	2B370 HOSE - BRAKE SKID CONTROL ACTUATOR VACUUM			
69/	S	28 1/4" long	2	C9SZ 2B370-A
	2A371 RING- POWER BRAKE BOOSTER PLUNGER CUSHION			
65	B(Midland-Ross)	Not replaced	1	★C1AA 2A371-A
	2B371 BRACKET - BRAKE SKID CONTROL ACTUATOR MOUNTING			
69/71	S		1	C9SZ 2B371-A
72	S		1	D2SZ 2B371-A
	2B372 SENSOR ASSY. - BRAKE SKID CONTROL			
69	S	R.H.	1	C9SZ 2B372-A
		L.H.	1	C9SZ 2B372-B
70	S "Before 1/12/70"		2	D0SZ 2B372-A
	S "From 1/12/70"		1	D0SZ 2B372-B
71/72	S "Before 5/17/72"		1	D0SZ 2B372-B
72	S "From 5/17/72"		1	D3MY 2B372-A
70	S "Before 1/19/70"	Bolt (to rear axle)-1/4" -20 x 3/4" -hex. hd.	1	20344-S8(B42)
	S "From 1/19/70"	Bolt (to pinion bearing retainer)-5/16"-18 x 7/8"-hex.hd.-lock	4	384237-S4 (BB552CX)
	2B373 MODULE - BRAKE SKID CONTROL			
69/70	S "Before 3/16/70"		1	D0SZ 2B373-A
	S " From 3/16/70"	♯D3LA 2B373-AA	1	D0SZ 2B373-B
71/	S	♯D3LA 2B373-AA	1	D0SZ 2B373-B
70	S "Before 3/16/70"	Screw & washer assy.(to module bracket)-1/4"-14 x 1/2"-hex.hd.tapping	4	55981-S2 (U254E)
	S "From 3/16/70"	Screw & washer assy.(to module bracket)-No.8-18 x 3/4"-hex.hd.	4	384275-S (UU52AP)

♯ Identification marking

May, 1975

COPYRIGHT © 1975 — FORD MOTOR COMPANY — DEARBORN, MICHIGAN

FINAL ISSUE

HALPERT_AUCTIONS

YEAR	MODEL	DESCRIPTION	QTY.	PART NUMBER
	2B375 RETAINER - BRAKE SKID CONTROL MODULE			
69/70	S		1	C9SZ 2B375-A
	2377 ROD - POWER BRAKE BOOSTER PUSH			
66/67	A (Drum brakes)-Bendix	Check rod	1	C6AZ 2377-A
66/67	A (Disc brakes)-Bendix	Stamped FM-3.55" hole center to end	1	C6AZ 2377-B
65	B	9 7/64" long	1	C5OZ 2377-A
65	F "Before 8/17/64"	Stamped FA	1	C5ZZ 2377-A
65	F "From 8/17/64 to 12/1/64"	Stamped FA 1 -not replaced	1	★C5ZZ 2377-B
65	F "From 12/1/64"	Stamped FA 2 - not replaced	1	★C5ZZ 2377-C
65/66	F	3 7/8" long -not replaced	1	★C4DZ 2377-B
67	F	3 7/16" long	1	C7TZ 2377-B
65	S	3 29/32" long	1	C5SZ 2377-A
65	X	Stamped CO 2 - not replaced	1	★C5DZ 2377-A
65/66	X	3 7/8" long - not replaced	1	★C4DZ 2377-B
67	X	3 7/16" long	1	C7TZ 2377-B
65/67	A, B (Midland-Ross)	7/16"-snap	1	376417-S(QQ60)
67	F, X		1	
	2B384 ROTOR - BRAKE SKID CONTROL			
69/70	S "Before 1/12/70"		2	C9SZ 2B384-A
70/	S "From 1/12/70"		1	D0SZ 2B384-A
	2A385 PLUNGER - POWER BRAKE BOOSTER			
65/67	A(Midland-Ross)	2 23/32" long	1	C5AZ 2A385-A
65/66	B(Midland-Ross)		1	
66	X(Midland-Ross)		1	
66	A (Drum brakes)-Bendix	4" long-not replaced	1	★C6AZ 2A385-A
66	S	2.69" long-not replaced	1	★C6SZ 2A385-A
67	B, F, X(Midland-Ross)		1	
@	**2B385 TUBE ASSY. - BRAKE SKID CONTROL ACTUATOR TO REAR BRAKE**			
		Nut 3/16" tube 3/8"-24	AR	382967-S100 (MM102)
		Nut 3/16" tube 7/16"-24	AR	358609-S36 (MM103)
@	**2B386 TUBE ASSY. - BRAKE DIFFERENTIAL VALVE TO ACTUATOR**			
		Nut-3/16" tube 7/16"-24	AR	358609-S36 (MM103)
		Nut-3/16" tube 1/2"-20	AR	375096-S36 (MM105F)
		Nut-3/16" tube-9/16"-18	AR	351736-S36 (MM105H)
	2B387 ELBOW - BRAKE DIFFERENTIAL VALVE			
69/70	S	With skid control system	1	C9SZ 2B387-A
	2B389 BRACKET - BRAKE SKID CONTROL MODULE			
70	S "Before 3/16/70"		1	D0SZ 2B389-A
	S "From 3/16/70 to 5/1/70"		1	D0SZ 2B389-B
	S "From 5/1/70"		1	D0SZ 2B389-C
71	S		1	D0SZ 2B389-C
72	S		1	D2SZ 2B389-A
70	S "Before 3/16/70"	Screw (to glove box)-No. 8-15 x 1/2" -tapping	4	52012-S8(U202)
	S "From 3/16/70"	Screw & washer assy.(to glove box)-No.8-18 x 3/4"-hex.hd.	4	384275-S (UU52AG)
	2391 DIAPHRAGM - POWER BRAKE BOOSTER CONTROL VALVE			
66/67	A (Drum brakes)-Bendix	3.981" long-7.72" O.D.	1	C6AZ 2391-A
65/67	F, X	3 57/64" long-Plastic-not replaced	1	★ C4DZ 2391-A
65	S		1	C5SZ 2391-A
	2B394 WIRING ASSY. - BRAKE SKID CONTROL SENSOR ADAPTER			
70	S	With skid control system-used to connect single sensor axle wiring	1	D0LY 2B394-A
	2395 PISTON - POWER BRAKE BOOSTER BODY			
66/67	A (Disc brakes)-Bendix	Stamped "6" - 7.53" O.D.	1	C6AZ 2395-A

@ Replacement tubes except as indicated by part number are to be made from bulk tubing stock listed by size and part number under Basic Group 2269. Insulators are to be improvised from rubber hose, friction tape, etc., as required.

HALPERT_AUCTIONS

YEAR	MODEL	DESCRIPTION	QTY.	PART NUMBER
	2A407 RETAINER - BRAKE TUBE SUPPORT			
72	A,B,S (Disc brakes)		1	D2AZ 2A407-A
	2A418 SEAL - FRONT DISC BRAKE CALIPER - Also refer to Group 2207			
65/66	S "Before 10/3/66"	Rubber-2 45/64" O.D.-replaced by C5SZ 2207-A	8	★C5SZ 2A418-A
66	A (Disc brakes) "Before 10/3/66"		8	
@	**2420 TUBE ASSY. - POWER BRAKE BOOSTER**			
65/	B (8 cyl.)	Elbow (tube to intake manifold)-3/8" tube	1	354584-S(II-162)
65/	A(8 cyl. 260, 289, 302)		1	
65/	F (8 cyl.)-with S/T		1	
65/	B (8 cyl.)	Tee-3 way (tube to intake manifold)	1	375786-S(II-116A)
65/	A(8 cyl. 260, 289, 302)		1	
65	F (8 cyl.)		1	
65/	B (6 cyl.)	Tee-3 way (tube to intake manifold)	1	375787-S(II-116B)
65	F (6 cyl.)		1	
65	A		1	
65/	B (with S/T)	Plug (tee)-1/4"	1	353808-S8(PP38)
65/	A(8 cyl. 260, 289, 302)-with S/T		1	
65	F (6 cyl.)-with S/T		1	
67	A(8 cyl. 427)-with Power Disc brakes	Connector (to intake manifold)-3/8" x 1/4" pipe x 5/8" tube	1	381964-S(II-59D)
65	X	Tee-4 way (tube to engine)	1	C5AZ 57018B14-B
		Fitting-3/8" tube-5/8"-18	AR	87945-S8(I-23)
	2A420 HOSE - FRONT DISC BRAKE - Also refer to Group 2078			
	2A423 PIN REPAIR KIT - BRAKE SHOE ANCHOR			
65	S (Rear)	Consists of 2-C1VV 2028-A Plate 2-C1VV 2A413-A Spring	1	C1VY 2A423-A
	2428 RING - POWER BRAKE BOOSTER TUBE TO REAR BODY			
65/67	A, B, F, X	Not replaced	2	★B4A 2428-A
	2429 RETAINER - POWER BRAKE BOOSTER PISTON			
65	S(Bendix)	Steel	1	C5SZ 2429-A
66	A(Disc brakes)-Bendix		1	
	2B429 SHIELD - BRAKE SKID CONTROL SPEED SENSOR WIRE			
70/72	S "Before 5/17/72"		1	D0SZ 2B429-A
72	S "From 5/17/72"		1	D3MY 2B429-A
	2B430 WIRING & BRACKET ASSY. - BRAKE SKID CONTROL SPEED SENSOR			
70	S "Before 1/12/70"		1	D0SZ 2B430-A
70/71	S "From 1/12/70"		1	D0LY 2B430-A
72	S		1	D2LY 2B430-A
70/	S	Screw(to No.4 crossmember)-5/16"-18 x 3/4"	AR	381877-S2 (UU52AF)
	2B445 BOOT - BRAKE PRESSURE METERING VALVE PUSH ROD			
70/	A, S(disc brakes)		1	D0AZ 2B445-A
	2B450 SPACER - BRAKE PEDAL SUPPORT MOUNTING - Refer to Group 2B180 in Section 21			
	2454 PAD - BRAKE PEDAL - Also refer to Groups 2457 & 7A624			
	- A -			
65	A(A/T)-except 63C,76B-use with moveable steering column	Power brake -not replaced	1	★C3AZ 2454-A
65	A(A/T)-except 63C,76B-use with moveable steering column	Manual brake - not replaced	1	★C3AZ 2454-B
65	A(A/T)-63C,76B-use with moveable steering column	Manual brake-not replaced	1	★C3AZ 2454-C
65/67	A(A/T)	Manual drum brake	1	AB 2454-B
65/67	A(M/T)-except 63C,76B	Power drum brake	1	B4A 2454-B
65/67	A(A/T)-except 63C,76B	Power drum brake	1	B9A 2454-B
65/67	A(M/T)-63C,76B	Manual drum brake & clutch	2	C2AZ 2454-A
65/67	A(A/T)-63C,76B-use with fixed steering column	Power drum brake- stainless steel frame	1	C2AZ 2454-B
66	A(A/T)	Disc brake -not replaced	1	★C6AZ 2454-A
66	A(M/T)	Disc brake-not replaced	1	★C6AZ 2454-B

@ Replacement tubes except as indicated by part number are to be made from bulk tubing stock listed by size and part number under basic group 2269. Insulators are to be improvised from rubber hose, friction tape, etc., as required.

COPYRIGHT © 1975 — FORD MOTOR COMPANY — DEARBORN, MICHIGAN

HALPERT_AUCTIONS

YEAR	MODEL		DESCRIPTION	QTY.	PART NUMBER
	2454 PAD - BRAKE PEDAL - continued - Also refer to Groups 2457 & 7A624				
	- A -				
67	A(A/T)		7" long-disc brake	1	C7AZ 2454-A
67	A(M/T)		3 9/16" long-disc brake-not replaced	1	★C7AZ 2454-B
65/	A		Parking brake-♯C8SZ 2454-A & C8AA 2A647-A	1	C8SZ 2454-A
	- B -				
65/67	B(M/T)		Power drum brake-3 17/64" wide-not replaced	1	★C2OZ 2454-A
65/67	B(A/T)		Power drum brake-5" wide	1	C2OZ 2454-B
66/67	B		Parking brake	1	C6OZ 2454-A
67/71	B(M/T)		Disc brake	1	C5ZZ 2454-D
67/71	B(A/T)		Disc brake	1	D3ZZ 2454-A
68/71	B		Parking brake	1	C8OZ 2454-A
72	B		Parking brake-♯C8SZ 2454-A & C8AA 2A647-A	1	C8SZ 2454-A
	- F -				
65	F(M/T)	"Before 3/8/65"	Disc brake	1	★C5ZZ 2454-A
65/	F(M/T)	"From 3/8/65"	Disc brake	1	C5ZZ 2454-D
65/67	F(A/T)		Disc brake	1	C5ZZ 2454-C
68/	F(A/T)		Disc brake	1	D3ZZ 2454-A
69	F		Parking brake	1	C9ZZ 2454-A
70	F		Parking brake	1	C8OZ 2454-A
71/	F		Parking brake	1	C9ZZ 2454-A
	- L -				
71	L(M/T)	"Before 5/24/71"	Disc brakes	1	D1FZ 2454-A
71/	L(M/T)	"From 5/24/71"	Disc brakes	1	D1FZ 2454-B
71/	L(A/T)		Disc brakes	1	D3ZZ 2454-A
	- S -				
65/	S			1	C5SZ 2454-A
66	S(without speed control)			1	
66	S(with speed control)		Not replaced	1	★C6SZ 2454-A
67	S			1	C7SZ 2454-A
65/	S		Parking brake-♯C8SZ 2454-A & C8AA 2A647-A	1	C8SZ 2454-A
	- U -				
66/	U		Parking brake-♯C8SZ 2454-A & C8AA 2A647-A	1	C8SZ 2454-A
	- X -				
65	X(A/T)		Power drum brake-5" wide	1	C2OZ 2454-B
66/67	X		Parking brake	1	C6OZ 2454-A
68/70	X		Parking brake	1	C8OZ 2454-A
68/70	X(M/T)		Disc brake	1	C5ZZ 2454-D
68/70	X(A/T)		Disc brake	1	D3ZZ 2454-A
65/	A		Bolt (pad to brake pedal)-5/16"-24 x 1"	1	20387-S8(B157)
65	A (with moveable steering column)		Bolt (pad to brake pedal)-5/16"-24 x 1 1/8"	1	20427-S8(B158)
			Locknut-5/16"-24		34393-S7(M98)
			Locknut-3/8"-24		351022-S2(MM138)
65	S		Bolt (pad to brake pedal)-5/16"-24 x 1"	1	20387-S8(B157)
66/	S		Bolt (pad to pedal)-5/16"-18 x 1"	1	20386-S8(B53)
	2455 PEDAL ASSY. - BRAKE				
	- A -				
65	A(A/T)			1	C5AZ 2455-A
65/66	A(M/T)			1	C5AZ 2455-E
66	A(A/T)		Not replaced	1	★C6AZ 2455-C
67	A(M/T)-except P/C & New York Taxi		Not replaced	1	★C7AZ 2455-B
67	A(M/T)-P/C & New York Taxi with disc brakes		Not replaced	1	★C7AZ 2455-F
67	A(A/T)-except P/C & New York Taxi-	"Before 1/9/67"	Not replaced	1	★C7AZ 2455-A
67	A(A/T)-except P/C & New York Taxi-	"From 1/9/67"	Not replaced	1	★C7AZ 2455-G
67	A(A/T)-P/C & New York Taxi with disc brakes		Not replaced	1	★C7AZ 2455-E
68	A(M/T)-manual brakes			1	C8AZ 2455-C
68	A(M/T)-power brakes			1	C8AZ 2455-B
68	A(A/T)-manual brakes			1	C8AZ 2455-D
68	A(A/T)-power brakes			1	C8AZ 2455-A
69/71	A(M/T)-drum brakes except fleet			1	C9AZ 2455-C

♯ Identification marking

HALPERT_AUCTIONS

YEAR	MODEL	DESCRIPTION	QTY.	PART NUMBER
	2455 PEDAL ASSY. - BRAKE - continued			
	- A -			
69/71	A(M/T)-fleet with power drum brakes		1	C9AZ 2455-B
70/ 71	A(M/T)- power disc brakes		1	
69/71	A(M/T)-manual disc brakes		1	C9AZ 2455-D
69/	A(A/T)-drum brakes except fleet		1	C9AZ 2455-F
69/	A(A/T)-fleet with power drum brakes		1	C9AZ 2455-A
69/	A(A/T)-power disc brakes		1	
69/71	A(A/T)-manual disc brakes		1	C9AZ 2455-E
	- B -			
66/67	B(M/T)-drum brakes	Not replaced	1	★C6OZ 2455-A
66/67	B(A/T)		1	C6OZ 2455-B
67	B(8 cyl. 427)-disc brakes	Not replaced	1	★C7OZ 2455-E
68	B(M/T)		1	C8OZ 2455-B
68	B(A/T)	Not replaced	1	★C8OZ 2455-A
69	B(M/T)		1	C9OZ 2455-A
69	B(A/T)		1	C9OZ 2455-B
70/71	B(M/T)		1	D0OZ 2455-A
70/71	B(A/T)		1	D0OZ 2455-B
72	B(M/T)-manual disc brakes		1	D2OZ 2455-D
72	B(A/T)-manual disc brakes		1	D2OZ 2455-B
72	B(M/T)-power disc brakes		1	D2OZ 2455-C
72	B(A/T)-power disc brakes		1	D2SZ 2455-A
	- F -			
65/66	F(M/T)-drum brakes		1	C5ZZ 2455-J
65/66	F(A/T)-drum brakes		1	C7ZZ 2455-J
65/66	F(M/T)-disc brakes		1	C5ZZ 2455-G
65/66	F(A/T)-disc brakes		1	C5ZZ 2455-H
67	F(M/T)-drum brakes		1	C7ZZ 2455-G
67	F(M/T)-power disc brakes		1	C7ZZ 2455-B
67	F(A/T)-drum brakes		1	C7ZZ 2455-J
67	F(A/T)-power disc brakes		1	C7ZZ 2455-K
68	F(M/T)-manual brakes		1	C8ZZ 2455-E
68	F(M/T)-power brakes		1	C8ZZ 2455-C
68	F(A/T)-manual brakes		1	C8ZZ 2455-B
68	F(A/T)-power brakes		1	C8ZZ 2455-A
69	F(M/T)-disc brakes		1	C9ZZ 2455-D
69	F(A/T)-disc brakes		1	C9ZZ 2455-A
69/70	F(M/T)-drum brakes		1	C9ZZ 2455-B
69/70	F(A/T)-drum brakes		1	C9ZZ 2455-C
69/70	F-BOSS 429		1	C9ZZ 2455-E
70	F(A/T)- power disc brakes		1	D0ZZ 2455-A
70	F(M/T)- power disc brakes		1	D0ZZ 2455-B
71/	F(M/T)-drum brakes		1	D1ZZ 2455-D
71/	F(A/T)-drum brakes		1	D1ZZ 2455-C
71/	F(M/T)-power disc brakes		1	D1ZZ 2455-A
71/	F(A/T)-power disc brakes		1	D1ZZ 2455-B
	- L -			
71	L(M/T) "Before 5/24/71"		1	D1FZ 2455-A
71/	L(M/T) "From 5/24/71"		1	D4FZ 2455-B
71	L(A/T) "Before 3/8/71"		1	D1FZ 2455-B
71/	L(A/T) "From 3/8/71"		1	D1FZ 2455-F
	- P -			
70/	P(M/T)		1	D0DZ 2455-C
70/72	P(A/T) "Before 4/3/72"		1	D0DZ 2455-A
72	P(A/T) "From 4/3/72"		1	D2DZ 2455-A
	- S -			
67	S	Not replaced	1	★C7SZ 2455-B
68	S	Not replaced	1	★C8SZ 2455-A
69	S		1	C9SZ 2455-A
70/71	S		1	D0SZ 2455-A
72	S		1	D2SZ 2455-A

COPYRIGHT © 1975 — FORD MOTOR COMPANY — DEARBORN, MICHIGAN

HALPERT_AUCTIONS

YEAR	MODEL	DESCRIPTION	QTY.	PART NUMBER
	2455 PEDAL ASSY. - BRAKE - continued			
	- U -			
66	U		1	C6TZ 2455-A
67/	U		1	C7TZ 2455-H
	- X -			
65	X(M/T)	Not replaced	1	★C5DZ 2455-B
65	X(A/T)	Not replaced	1	★ C5DZ 2455-A
66/67	X(M/T)-drum brakes	Not replaced	1	★C6OZ 2455-A
66/67	X(A/T)		1	C6OZ 2455-B
68	X(M/T)		1	C8OZ 2455-B
68	X(A/T)	Not replaced	1	★C8OZ 2455-A
69/70	X(M/T)		1	C9OZ 2455-A
69/70	X(A/T)		1	C9OZ 2455-B
65/	S	Nut (pedal to support)-7/16"-20	1	34671-S8(M67)
65/	S	Lockwasher-7/16"	1	357625-S7-8 (XX304)
65/	A, S	Locknut (pedal to master cylinder)-3/8"-24	1	34370-S8(M99)
65/	A, S, X	Bumper (brake pedal)	1	MA 7583-A
65/	A	Locknut (power brake pedal to master cyl. push rod)-5/16"-24	1	34443-S7-8(M79)
65/	S	Screw-set (power brake pedal to pivot pin)-1/4"-28 x 1/2"	1 1	370070-S(UU35)
65/71	S	Bolt(pedal to bracket)-3/8"-24 x 5 1/2"	1	378319-S2 (BB227C)
72	S	Bolt(pedal to support)-3/8"-16 x 3 1/2 hex. hd.	1	56350-S4(B317)
65/66	A	Stud(to dash)-3/8"-16 & 3/8"-16 x 2 1/2"	2	381684-S2(WW130)
67/	A, S	Stud (to dash)-3/8"-16 & 3/8"-16 x 2 1/2"	2to4	381684-S7(WW130
68	A(78)	Stud (to dash)-lower-3/8"-16 & 3/8"-16 x 3 1/2"	2	381782-S2 (WW110D)
65/	F	Bolt (to dash)-3/8"-16 x 1"	2	20388-S8(B80)
65	B, X		2	
		Nut-3/8"-16		33799-S7(M52)
		Lockwasher-3/8"		351487-S(XX291)
		Locknut-3/8"-24		351022-S2(MM138)
66	S	Pin-self-locking (push rod link to pedal)	1	380699-S2
66/67	B, X(Automatic Transmission), F	Pin-self-locking (to support)	1	(NN128F)
	2457 PAD - BRAKE PEDAL PLATE - Also refer to Groups 2454 and 7A624			
	- A -			
65/66	A(M/T)	Brake -4" long	2	C5AZ 2457-A
	A(A/T)	Brake-7 1/2" long	1	C5AZ 2457-B
67	A(M/T)-drum brakes	Brake & clutch-3 19/32" long	1	C7AZ 2457-A
	A(A/T)-drum brakes	Brake-7 3/32" long	1	C7AZ 2457-B
68	A(M/T)-drum brakes	Brake	1	C8AZ 2457-B
	A(M/T)-disc brakes	Brake-not replaced	1	★C8AZ 2457-C
	A(A/T)-drum brakes	Brake	1	C8AZ 2457-A
	A(A/T)-disc brakes	Brake	1	C8AZ 2457-D
69	A(M/T)-drum brakes	Brake	1	C9AZ 2457-A
	A(M/T)-disc brakes	Brake	1	C9AZ 2457-B
	A(A/T)-drum brakes	Brake	1	C9AZ 2457-C
	A(A/T)-disc brakes	Brake	1	C9AZ 2457-D
70/71	A(M/T)	Brake	1	C9AZ 2457-A
	A(A/T)-drum brakes	Brake	1	C9AZ 2457-C
	A(A/T)-disc brakes	Brake	1	C9AZ 2457-D
72	A(A/T)-drum brakes	Brake	1	C9AZ 2457-C
	A(A/T)-disc brakes	Brake	1	C9AZ 2457-D
	- B -			
65	B(M/T)	Brake & clutch	2	B7A 2457-A
	B(A/T)	Brake	1	C0DD 2457-A
66/67	B(M/T)	Clutch	1	B7A 2457-A
	B(A/T)-power brakes	Brake	1	C6OZ 2457-C
	B(M/T)-manual brakes	Brake	1	C5ZZ 2457-G
	B(A/T)-manual brakes	Brake	1	C6OZ 2457-A
68/69	B(M/T)-manual brakes	Brake	1	C5ZZ 2457-G
	B(A/T)-manual brakes	Brake	1	C6OZ 2457-A

HALPERT_AUCTIONS

YEAR	MODEL	DESCRIPTION	QTY.	PART NUMBER
	2457 PAD - BRAKE PEDAL PLATE - continued - Also refer to Groups 2454 and 7A624			
	- B -			
70/71	B(M/T)-drum brakes	Brake	1	C5ZZ 2457-G
	B(A/T)-drum brakes	Brake	1	C6OZ 2457-A
72	B(M/T)-disc brakes	Brake	1	C5ZZ 2457-G
	B(A/T)-disc brakes	Brake	1	D2SZ 2457-A
	- F -			
65	F(M/T)-manual brakes	Brake	1	C5ZZ 2457-C
	F(A/T)-power brakes	Brake	1	C5ZZ 2457-E
	F(A/T)-manual brakes	Brake	1	C5ZZ 2457-F
66/67	F(A/T)-power brakes	Brake	1	C5ZZ 2457-E
	F(A/T)-manual brakes	Brake	1	C5ZZ 2457-F
	F(M/T)-manual brakes	Brake	1	C5ZZ 2457-G
68/69	F(M/T)-manual brakes	Brake	1	C5ZZ 2457-G
	F(A/T)-manual brakes	Brake	1	C6OZ 2457-A
70/	F(M/T)-drum brakes	Brake	1	C5ZZ 2457-G
	F(A/T)-drum brakes	Brake	1	C6OZ 2457-A
	- L -			
71	L(M/T)-drum brakes "Before 5/24/71"	Brake	1	D1FZ 2457-A
	L(M/T) "Before 5/24/71"	Clutch	1	
71/	L(M/T)-drum brakes "From 5/24/71"	Brake	1	D1FZ 2457-B
	L(M/T) "From 5/24/71"	Clutch	1	
71/	L(A/T)-drum brakes	Brake	1	C6OZ 2457-A
	- P -			
70/72	P(M/T)	Brake	2	C5ZZ 2457-G
	P(A/T) "Before 4/3/72"	Brake	1	D0DZ 2457-B
	P(A/T) "From 4/3/72"	Brake	1	C6OZ 2457-A
	- S -			
68/71	S		1	C8SZ 2457-A
72	S		1	D2SZ 2457-A
	- U -			
66/	U	Brake & clutch	2	B7A 2457-A
	- X -			
65	X(M/T)	Brake & clutch	2	B7A 2457-A
	X(A/T)	Brake	1	C0DD 2457-A
66/67	X(M/T)	Clutch	1	B7A 2457-A
	X(A/T)-power brakes	Brake	1	C6OZ 2457-C
	X(M/T)-manual brakes	Brake	1	C5ZZ 2457-G
	X(A/T)-manual brakes	Brake	1	C6OZ 2457-A
68/70	X(M/T)-manual brakes	Brake	1	C5ZZ 2457-G
	X(A/T)-manual brakes	Brake	1	C6OZ 2457-A
	2461 BUSHING - BRAKE PEDAL -Refer to Group 2471			
	2461 BUSHING - SPARE WHEEL CARRIER - Refer to Group 2471			
	2462 BOLT - BRAKE MASTER CYLINDER LINK ROD			
65/67	B (with Power Brake Booster)	3/8"-24 x 1 11/32"	1	C0TT 2462-A
66	U	3/8"-24 x 1 1/8"	1	C6TZ 2462-A
		Locknut-3/8"-24		34370-S8(M99)
	2471 BUSHING - BRAKE and CLUTCH PEDAL			
65/	A	5/8" long-brake or clutch	AR	B7AZ 2471-A
65/68	B, F, X		AR	
69/	B, F, L, P, X	Brake	AR	
66/	U	Brake	4	
66/	U	Clutch	2	
70/	S		2	
69/	B, F, L, P, X	Clutch	2	C9OZ 2471-A
65/69	S	Brake- 3/4" long	2	C1SZ 2471-A
70/	U	7/8" long - use with swing away carrier	4	C5TZ 2471-A
	2472 SPRING - BRAKE PEDAL RETRACTING			
67/68	A(manual disc brakes)	1 25/32" long-5.3 coils	1	C7AZ 2472-A

COPYRIGHT © 1975 — FORD MOTOR COMPANY — DEARBORN, MICHIGAN

YEAR	MODEL	DESCRIPTION	QTY.	PART NUMBER
	2474 BUSHING - BRAKE MASTER CYLINDER PUSH ROD			
65	F "Before 8/17/64"	1/8" long	2	B2A 2474-A
65/68	A,B,S,X "From 8/17/64"	9/16" I. D. -13/16" O. D. -5/16" long	1	C5DZ 2474-A
65/68	F		1	
67/68	U		1	
69/	A, B, F, L, P, S, U, X	9/16" I. D. -13/16" O. D. -5/16" long-Nylon	1	C9AZ 2474-A
66	U	9/16" I. D. -5/8" O. D. -5/16" long-Nylon	1	C1TT 2A309-A
65/66	F	7/16" I.D. washer-retaining (to push rod)	AR	372878-S(XX16)
	2476 SEAL - BRAKE and CLUTCH PEDAL			
66/68	U		2	C1UZ 2476-B
	2B476 TUBE - BRAKE SKID CONTROL ACTUATOR VACUUM			
70/	S	Improvise from 8QH 2269-B & 87947-S		★2B476
	2A477 BOOT - POWER BRAKE BOOSTER PUSH ROD			
65/67	A (with S/T)	Not replaced	1	★C2AZ 2A477-A
65/67	B		1	
	2478 SHAFT - BRAKE PEDAL			
65	A, B, F, X	9/16" diameter-3 7/8" long	1	B7A 2478-A
66/67	A, B, F, X	5/8" diameter-3 5/8" long	1	C6AZ 2478-A
68/	A, F, L, P	5/8" diameter-3 5/8" long	1	C8AZ 2478-A
68/71	B, X		1	
65	F(with power brake booster)	1/2" diameter -2 1/8" long	1	C5ZZ 2478-A
65/	A, B, S, X	Washer-spring (shaft to support)-5/8"	1	358981-S(XX364)
65/	F		1	
65/	A, B, X(with power brakes)	Retainer-spring (shaft to support)-9/16"	1	74279-S(R5)
65/	S(with power brakes)		1	
65	F		1	
66/	A	Pin-self-locking (to support)	1	380699-S2 (NN128F)
	2B486 SPRING - FRONT DISC BRAKE CALIPER SUPPORT			
72	B, S		2	D2OZ 2B486-A
71/	L		4	D1FZ 2B486-A
	2A487 COVER - BRAKE PEDAL PAD			
65	A(M/T)-drum brakes	Stainless steel-4" long-brake & clutch	2	C5AZ 2A487-A
	A(A/T)-drum brakes	Stainless steel-7 1/2" long	1	C5AZ 2A487-B
66	A(M/T)-drum brakes	Stainless steel-4" long-brake & clutch	2	C5AZ 2A487-A
	A(A/T)-drum brakes	Stainless steel-7 1/2" long	1	C5AZ 2A487-B
	A(M/T)-disc brakes	Not replaced	1	★C6AZ 2A487-B
	A(A/T)-disc brakes	Not replaced	1	★C6AZ 2A487-A
67	A(M/T)-drum brakes	3 5/8" long	1	C7AZ 2A487-A
	A(A/T)-drum brakes	7 1/8" long	1	C7AZ 2A487-B
	A(M/T)-disc brakes	3 5/8" long-not replaced	1	★C7AZ 2A487-D
	A(A/T)-disc brakes	7 1/8" long-not replaced	1	★C7AZ 2A487-C
68	A(M/T)-drum brakes	Not replaced	1	★C8AZ 2A487-A
	A(A/T)-drum brakes		1	C8AZ 2A487-C
	A(M/T)-disc brakes	Not replaced	1	★C8AZ 2A487-B
	A(A/T)-disc brakes		1	C8AZ 2A487-D
69	A(M/T)-drum brakes		1	C9AZ 2A487-D
	A (A/T)-drum brakes		1	C9AZ 2A487-B
	A(M/T)-disc brakes		1	C9AZ 2A487-C
	A (A/T)-disc brakes		1	C9AZ 2A487-A
70/71	A(M/T)		1	C9AZ 2A487-D
	A(A/T)-drum brakes		1	C9AZ 2A487-B
	A(A/T)-disc brakes		1	C9AZ 2A487-A
72	A(A/T)-drum brakes		1	C9AZ 2A487-B
	A(A/T)-disc brakes		1	C9AZ 2A487-A
66/71	B(M/T)	Stainless steel	1	C5ZZ 2A487-C
	B(A/T)		1	C6OZ 2A487-A
72	B(M/T)		1	D1ZZ 2A487-B
	B(A/T)		1	D2OZ 2A487-A
65/67	F(M/T)	Stainless steel	1	C5ZZ 2A487-C
	F(A/T)	Stainless steel	1	C5ZZ 2A487-B
68/70	F(M/T)	Stainless steel	1	C5ZZ 2A487-C
	F(A/T)		1	C6OZ 2A487-A

HALPERT_AUCTIONS

YEAR	MODEL	DESCRIPTION	QTY.	PART NUMBER
	2A487 COVER - BRAKE PEDAL PAD - continued			
71/	F(M/T)		1	D1ZZ 2A487-B
	F(A/T)		1	D1ZZ 2A487-A
65/66	S	Stainless steel-6 7/8" long -not replaced	1	★C5SZ 2A487-A
67	S	Stainless steel-6 7/8" long-not replaced	1	★C7SZ 2A487-A
68/71	S (without skid control)	8 7/16" long	1	C8SZ 2A487-A
69/71	S(with skid control)		1	C9SZ 2A487-A
72	S(without skid control)		1	D2SZ 2A487-A
	S(with skid control)		1	D2SZ 2A487-B
68	X(M/T)	Stainless steel	1	C5ZZ 2A487-C
	X(A/T)		1	C6OZ 2A487-A
	2B487 KEY - FRONT DISC BRAKE CALIPER SUPPORT			
72	B,S		2	D2OZ 2B487-A
71/	L		2	D1FZ 2B487-A
72	B,S	Screw (to anchor plate)-5/16"-18 x 5/8"	2	385217-S100 (BB839J)
	2A492 RETAINER - FRONT DISC BRAKE CALIPER PISTON DUST SEAL			
65/66	A,S	Steel-2 1/4" I.D.-2 1/2" O.D.	4	C5SZ 2A492-A
65/67	F	Steel-1 7/8" I.D.-2 1/16" O.D.	4	C5ZZ 2A492-A
	2B516 WIRING ASSY. - BRAKE SKID CONTROL ACTUATOR			
72	S		1	D2LY 2B516-A
	2525 CLIP - POWER BRAKE BOOSTER PUSH ROD TO OPERATING LEVER			
65/67	A,S	Not replaced	1	★C4AZ 2525-A
65/67	B		1	
66/67	X		1	
65/67	A,S	Includes retainer	1	C4AZ 2525-B
65/67	B		1	
66/67	X		1	
	2530-1 BRACKET - PARKING BRAKE CABLE			
65/66	A (except 76)	R.H.-rear-not replaced	1	★C3AZ 2530-A
		L.H.-rear-not replaced	1	★C3AZ 2531-B
65/66	A (76)	Rear-not replaced	2	★C3AZ 2530-B
66	B,X	R.H.-rear -not replaced	1	★C6OZ 2530-A
		L.H.-rear -not replaced	1	★C6OZ 2531-A
67/68	E,F,X	R.H.-rear	1	C7ZZ 2530-A
		L.H.-rear	1	C7ZZ 2531-A
72	B,S	Front	1	D2OZ 2530-A
72	B,S	R.H.-rear	1	D2OZ 2530-B
72	B,S	L.H.-rear	1	D2OZ 2530-C
65/66	F	Front	1	C5ZZ 2530-B
66	F	R.H. & L.H.-rear-r/b 377673-S8(GG213C)	2	★C6ZZ 2530-A
71/	F		1	D1ZZ 2530-A
71	L "Before 4/19/71"	R.H.-front	1	D1FZ 2530-B
71	L "Before 4/19/71"	L.H.-front	1	D1FZ 2530-C
71/	L "From 4/19/71"	R.H.-front	1	D1FZ 2530-D
71/	L "From 4/19/71"	L.H.-front	1	D1FZ 2530-E
71/	L	Rear	2	D1FZ 2530-A
65/68	F	Screw (attaching)-No. 14-14 x 1/2"	2	31497-S8(U254)
67	S	Screw (attaching)-5/8"-18 x 1/2" tapping	1	40923-S8 (U264)
@	**2543 TUBE ASSY. - POWER BRAKE BOOSTER CONNECTOR TO MANIFOLD**			
	2A595 HOSE - BRAKE VACUUM MOTOR TO PARKING BRAKE SWITCH			
65/66	S	1/8" I.D.-3/8" O.D.-22 1/2" long-cut from C4SZ 2A596-A	1	★C4SA 2A595-B
	2A596 HOSE - PARKING BRAKE			
65/67	S	Switch to tee-reducer to vent tee-1/8" I.D.-3/4" O.D.-81 3/16" long-not replaced	1	★C4SZ 2A596-A
70/71	S	Switch to tee-21 15/16" long	1	D0SZ 2A596-B
72	S	Release valve-13 1/4" long	1	D2SZ 2A596-C
	S "Before 2/14/72"	Switch to tee-15 1/2" long	1	D2SZ 2A596-B
	S "From 2/14/72"	Switch to tee-12 1/2" long-improvise from 17543 bulk hose	1	★ 2A596
65/66	S	Strap-adjustable (to wire harness)-Nylon	2	376914-S(YY2)

COPYRIGHT © 1975 — FORD MOTOR COMPANY — DEARBORN, MICHIGAN

HALPERT_AUCTIONS

YEAR	MODEL	DESCRIPTION	QTY.	PART NUMBER
	2A601 SPRING - PARKING BRAKE LINK			
67/68	A	Cam tension	2	C6TZ 2A601-A
72	A,S		2	D1AZ 2A601-A
65/	B, F, X(10" brakes)	1" long-5 coils-#Japan Red	2	C2OZ 2A601-A
65/71	S		2	
65/71	A		2	
71/	P(6 cyl. 250 & 8 cyl.)-10" brakes		2	
65/70	F, X(9" brakes)		2	C0DD 2A601-A
70/	P(6 cyl.)-9" brakes		2	
71/	L	7/8" long-4 1/4" coils-#White	2	D1FZ 2A601-A
66/	U(10" x 2 1/2" Bendix brakes)	1 1/4" long-5 coils-#Yellow	2	C4UZ 2A601-A
66/	U(except 10" x 2 1/2" Bendix brakes)	1" long-5 coils-#Japan Red	2	C2OZ 2A601-A
	2A602 EQUALIZER - PARKING BRAKE CABLE			
66	A		1	C6AZ 2A602-A
67	A		1	C7AZ 2A602-A
68/	A		1	C8AZ 2A602-A
65	B		1	C0DD 2A602-A
66/	B		1	C6OZ 2A602-A
65	F		1	C5ZZ 2A602-A
66	F		1	C0DD 2A602-A
67/	F		1	C6OZ 2A602-A
71/	L		1	D1FZ 2A602-A
70/	P		1	C6OZ 2A602-A
67	S		1	C7AZ 2A602-A
68/71	S		1	C8AZ 2A602-A
72	S		1	C6OZ 2A602-A
66/67	U		1	C5UZ 2A602-A
68/	U		1	C6AZ 2A602-A
65	X		1	C0DD 2A602-A
66/70	X		1	C6OZ 2A602-A
67	B, X	Check nut-5/16"-24	1	33923-S7 (M32)
67/	F	Locknut (to rod)-5/16"-18	1	379930-S2 (MM173M)
	2A605 LEVER - PARKING BRAKE EQUALIZER			
65/66	A		1	C5AZ 2A605-A
69/	A		1	C9AZ 2A605-A
65	B		1	C2OZ 2A605-A
65/66	F		1	C5ZZ 2A605-A
67/68	F		1	C7ZZ 2A605-A
70	P "Before 7/1/69"		1	D0DZ 2A605-A
70/	P "From 7/1/69"		1	D0DZ 2A605-B
65/66	S		1	C0AA 2A605-A
67	S	Includes bracket	1	C7SZ 2A605-A
68/71	S		1	C8SZ 2A605-B
66/	U		1	C6TZ 2A605-A
65	X (except 76)		1	C1DD 2A605-A
65	X (76)		1	C3DZ 2A605-B
65	B, X	Clevis pin (lever to bracket)-5/16" x 15/16"	1	76007-S8(N6)
66/	U		1	
		Cotter pin-3/32" x 3/4"		72016-S7-8(N44)
65	B	Pin-self-locking (lever to bracket)	1	358883-S7-8 (NN128)
67/68	F	Pin-self-locking (to underbody)	1	352358-S(NN127B)
67/68	F	Washer-3 spring (to underbody)-3/8"	1	381629-S2(XX368D)
	2K606 GROMMET - PARKING BRAKE RELEASE ROD			
71/	L		1	D1FZ 2K606-A
	2L611 SPRING - PARKING BRAKE LEVER RETRACTING			
72	S	2 1/8" long-29 1/4 coils	1	D2SZ 2L611-A

@ Replacement tubes except as indicated by part numbers are to be made from bulk tubing stock listed by size and part number under basic group 2269. Insulators are to be improvised from rubber hose, friction tape, etc., as required.

Identification marking

HALPERT_AUCTIONS

YEAR	MODEL	DESCRIPTION	QTY.	PART NUMBER
	2A616 RETAINER - PARKING BRAKE EQUALIZER LEVER RETURN SPRING			
67/68	A		1	C7AZ 2A616-A
68	S		1	
66/71	B, X		1	C6OZ 2A616-A
69/71	F		1	
	2628 ROD - PARKING BRAKE EQUALIZER			
65/	A,B,F,P,S,U,X	Universal-12" long-cut from thread end to required length	1	B7A 2628-B
71/	L	6 3/16" long	1	D1FZ 2628-A
		Locknut-5/16"-24		34443-S7-8(M79)
		Check nut-5/16"-24		33923-S7(M32)
	2631 BRACKET - PARKING BRAKE EQUALIZER			
65	A(except 76)		1	C3AZ 2631-A
65	A(76)	Not replaced	1	★C3AZ 2631-B
66	A		1	C6AZ 2631-A
70	P		1	D0DZ 2631-A
71/	P		1	D1DZ 2631-A
65	B	Locknut (bracket to underbody)-3/8"-16	3	382535-S100 (MM173MX)
66/67	A	Bolt & retainer (to No. 3 cross member)-5/16"-18 x 7/8"	1	379881-S2 (BB643D)
	2634 SPRING - PARKING BRAKE RELEASE - Also refer to Group 2A651			
65/66	A	7/8" O. D. -6 3/16" long-20 coils	1	C5AZ 2634-A
69/71	A	1/2" O.D.-6 1/2" long-36 3/4 coils	1	C9AZ 2634-A
72	B	1 7/8" long-30 coils	1	D2OZ 2634-A
67/71	S	5" long-37 1/4 coils-#Black	1	C7SZ 2634-A
72	S	1 7/8" long-30 coils	1	D2OZ 2634-A
	2A635 CABLE and CONDUIT - PARKING BRAKE REAR - Also refer to groups 2A753 & 2853			
	- A -			
65/66	A	R.H. & L.H.-87 7/16" long	2	C5AZ 2A635-B
67/68	A	R.H.-76 29/32" long	1	C7AZ 2A635-D
		L.H. - 35 3/8" long	1	C7AZ 2A635-B
69	A	R.H.-88 3/4" long	1	C9AZ 2A635-A
		L.H.-36" long	1	C9AZ 2A635-B
70/	A	R.H.-88 3/4" long	1	C9AZ 2A635-A
		L.H.-36 3/16" long	1	D0AZ 2A635-B
	- B -			
65	B	162 1/2" long	1	C2OZ 2A635-A
	B(54, 62, 65)-8 cyl. 289-4B-premium fuel	162 1/2" long	1	C5OZ 2A635-A
66/68	B(except 66, 71)	R.H. & L.H.-91" long-#Blue	2	C6OZ 2A635-C
	B(66, 71)	176" long-#Orange	1	C6OZ 2A635-D
69/71	B(except 66, 71)	R.H.-152" long	1	C9OZ 2A635-A
		L.H.-30" long	1	C9OZ 2A635-B
	B(66, 71)	176" long-#Orange	1	C6OZ 2A635-D
72	B (exc. P/C)	R.H.& L.H.-37" long	2	D2OZ 2A635-A
	B(P/C)	R.H.& L.H.-36 3/4" long	2	D2AZ 2A635-A
	- F -			
65	F (6 cyl.)	R.H. & L.H.-79 11/16" long-#Yellow	2	C5ZZ 2A635-D
	F (8 cyl.)	R.H. & L.H.-79 11/16" long-#Blue	2	C5ZZ 2A635-E
66	F	160 1/4" long-#Red	1	C6ZZ 2A635-C
67	F	R.H. & L.H.-82 3/4" long -r/b B2PZ 2A753-A & B5PZ 2853-B	2	★C7ZZ 2A635-A
68	F(6 cyl.)	R.H.-137 5/32" long-ball painted Red	1	C8ZZ 2A635-B
		L.H.-33 3/8" long-ball painted Red	1	C8ZZ 2A635-C
	F(8 cyl.)	R.H.-136 5/8" long	1	C8ZZ 2A635-A
		L.H.-31 5/8" long	1	C8ZZ 2A635-D
69	F(6 cyl.) "Before 2/17/69"	R.H.-131" long	1	C9ZZ 2A635-A
		L.H.-33 3/8" long	1	C8ZZ 2A635-C
	F(6 cyl.) "From 2/17/69"	R.H.-131 7/16" long	1	C9ZZ 2A635-C
		L.H.-33 3/8" long	1	C8ZZ 2A635-C
	F(8 cyl.)	R.H.-133 3/4" long	1	C9ZZ 2A635-D
		L.H.-31 5/8" long	1	C8ZZ 2A635-D

Identification marking

May, 1975

COPYRIGHT © 1975 — FORD MOTOR COMPANY — DEARBORN, MICHIGAN

FINAL ISSUE

YEAR	MODEL	DESCRIPTION	QTY.	PART NUMBER
	2A635 CABLE and CONDUIT - PARKING BRAKE REAR - continued - Also refer to groups 2A753 & 2853			
	- F -			
70	F(6 cyl. 200)	R. H. -131 7/16" long	1	C9ZZ 2A635-C
		L. H. -33 3/8" long	1	C8ZZ 2A635-C
	F(6 cyl. 250, 8cyl.)	R. H. -133 1/8" long	1	D0ZZ 2A635-A
		L. H. -31" long	1	D0ZZ 2A635-B
71/	F	R. H. -133 1/8" long	1	D0ZZ 2A635-A
		L. H. -31" long	1	D0ZZ 2A635-B
	- L -			
71/	L	109 1/4" long	1	D1FZ 2A635-A
	- P -			
70	P	R.H. & L.H.-68 5/8" long	2	D0DZ 2A635-A
71/	P	R. H. -62 1/8" long	1	D1DZ 2A635-A
		L. H. -75 15/16" long -r/b D3DZ 2A635-A	1	★D1DZ 2A635-B
	- S -			
65	S	82 1/2" long-r/b B8PZ 2A753-A & B5PZ 2853-A	2	★C4SZ 2A635-A
66	S	84 7/8" long-r/b B8PZ 2A753-A & B2PZ 2853-A	2	★C6SZ 2A635-A
67/68	S	R.H.-76 7/8" long	1	C7AZ 2A635-D
		L.H.-35 3/8" long	1	C7AZ 2A635-B
69	S	R.H.-88 3/4" long	1	C9AZ 2A635-A
		L.H.-36" long	1	C9AZ 2A635-B
70/71	S	R. H. -88 3/4" long	1	C9AZ 2A635-A
		L.H.-35 3/8" long	1	D0SZ 2A635-B
72	S	R.H. & L.H.-36 3/4" long	2	D2AZ 2A635-A
	- U -			
66/	U(2780 lb.rear axle)	R.H.-60 5/8" long-r/b C1PZ 2A753-A	1	★C6TZ 2A635-A
		L. H. -49 5/8" long	1	C6TZ 2A635-B
	U(3300 lb.rear axle)	R.H.-60 5/8" long-r/b C1PZ 2A753-A	1	★C6TZ 2A635-C
		L. H. -49 5/8" long	1	C6TZ 2A635-D
	- X -			
65	X(76)-6 cyl.	129 1/4" long	1	C4DZ 2A635-B
	X(76)-8 cyl.	129 1/4" long	1	C4DZ 2A635-D
	X(except 76)-8 cyl.	152 5/16" long	1	C4DZ 2A635-C
	X(except 76)-6 cyl.	152 5/16" long	1	C4DZ 2A635-A
66/70	X(54, 62)	170" long-#Green	1	C6DZ 2A635-B
	X(66, 71)	176" long-#Orange	1	C6OZ 2A635-D
65/	A, S	Pin (cable to equalizer)	1	352358-S(NN127B)
65/	S	Clip (cable to rear suspension arm)	2	352977-S100 (GG156)
65/66	B	Retainer (cable to underbody)-7/16" spring	2	383475-S100
65/	F		2	(RR4A)
65/66	X(except 76)		2	
65/	A	Retainer (cable to frame)	2	
65/66	X(76)	Retainer (cable to bracket)	2	
67/	B, X		2	
72	S	Retainer (cable to frame)	2	
68	S	Screw (to No. 4 cross member)-3/8"-16 x 1 1/4"-washer head	2	382062-S2 (UU52AA)
	2A637-8 LEVER - PARKING BRAKE CABLE TO SECONDARY BRAKE SHOE			
65/69	A(except Taxi)	R. H.	1	C5AZ 2A637-A
70/71	A(11 x 2 1/4" brakes)	R. H.	1	
72	A	R.H.	1	
67/	S		1	
		L. H.	1	C5AZ 2A638-A
65/	B, F, X(10" brakes)	R. H.	1	C9ZZ 2A637-A
71/	P(6 cyl. 250 & 8 cyl.)-10" brakes	R.H.	1	
		L. H.	1	C9ZZ 2A638-A
65/70	F, X(9" brakes)	R. H.	1	C9ZZ 2A637-B
70/	P(6 cyl.)-9" brakes	R. H.	1	
		L. H.	1	C9ZZ 2A638-B
71	L	R. H.	1	D1FZ 2A637-A
		L. H.	1	D1FZ 2A638-A

Identification marking

HALPERT_AUCTIONS

YEAR	MODEL	DESCRIPTION	QTY.	PART NUMBER
	2A637-8 LEVER - PARKING BRAKE CABLE TO SECONDARY BRAKE SHOE - continued			
72	L(exc. 73)	R.H.	1	D1FZ 2A637-A
		L.H.	1	D1FZ 2A638-A
	L(73)	R.H.	1	D2FZ 2A637-A
		L.H.	1	D2FZ 2A638-A
65/66	S	R.H.	1	C3SZ 2A637-A
65/69	A(Taxi)	R.H.	1	
70/71	A(11" x 2 1/2'-brake)	R.H.	1	
66/	U(11" x 1 3/4" brakes)	R.H.	1	
		L.H.	1	C3SZ 2A638-A
66/	U(10" x 2 1/2" brakes)	R.H.	1	C3UZ 2A637-A
		L.H.	1	C3UZ 2A638-A
65/	A	Washer-flat (lever to brake shoe web)-3/8"	2	371617-S(XX149)
65/	S		2	
	2A642 LINK - PARKING BRAKE LEVER TO PRIMARY BRAKE SHOE			
65/69	A (Taxi)	7 13/16" long	2	C3AZ 2A642-A
70/71	A(11" x 2 1/2"-brakes)		2	
65/69	A (except Taxicab)	7 7/8" long	2	C5AZ 2A642-A
70/71	A(11" x 2 1/4" brakes)		2	
67/71	S		2	
72	A,S		2	D1AZ 2A642-A
65/71	B, F, X(10" brakes)	6 7/8" long	2	C2OZ 2A642-A
71	P(6 cyl. 250 & 8 cyl.)-10" brakes		2	
72	B,F		2	D1OZ 2A642-A
72	P(6 cyl.250 & 8 cyl.)-10" brakes		2	
65/70	F, X(9" brakes)	6" long	2	C1DD 2A642-A
70/	P(6 cyl.)-9" brakes		2	
71/	L(9" brakes)		2	D1FZ 2A642-A
65/66	S	7 5/8" long	2	C3SZ 2A642-A
66/	U(10" x 2 1/2" Wagner brakes)		2	C6TZ 2A642-A
66/	U(10" x 2 1/2" Bendix brakes)	R.H.	1	C3UZ 2A642-A
		L.H.	1	C3UZ 2A642-B
66/68	U(11" x 1 3/4" brakes) "Before Ser.C14, 001"		2	C4TZ 2A642-B
68/	U(11" x 1 3/4" brakes) "From Ser. C14, 001"	R.H. - #321817	1	C8TZ 2A642-A
		L.H. -#321816	1	C8TZ 2A642-B
	2649 BRACKET - PARKING BRAKE CABLE SUPPORT			
	- A -			
67/68	A	R.H.	1	C7AZ 2649-A
		L.H.	2	C7AZ 2649-B
69/71	A		1	C9AZ 2649-A
72	A(76)		1	
	- B -			
66/67	B(except 65, 66, 76)	R.H.	1	C6OZ 2649-A
		L.H.	1	C6OZ 2649-C
68	B(except 65, 66, 76)	R.H.	1	C6OZ 2649-F
69	B(except 76)	R.H.	1	
68/69	B(except 65, 66, 76)	L.H.	1	C6OZ 2649-G
66/69	B(76)	R.H.-not replaced	1	★C6OZ 2649-E
		L.H.-not replaced	1	★C6OZ 2649-D
70/71	B	R.H.	1	C6OZ 2649-F
70/71	B(except 76)	L.H.	1	C6OZ 2649-G
70/71	B(76)	L.H.	1	D0OZ 2649-A
	- F -			
65	F	To floor pan	2	C5ZZ 2649-A
	F	R.H.-side rail	1	C5ZZ 2649-C
		L.H. -side rail	1	C5ZZ 2649-D
66	F	To floor pan	2	C5ZZ 2649-A
67/68	F		1	C7ZZ 2649-A
69/70	F		1	C9ZZ 2649-A
	- L -			
71/	L		1	D1FZ 2649-B
	- P -			
70/	P	R.H.	1	D0DZ 2649-A

★ Identification marking

COPYRIGHT © 1975 — FORD MOTOR COMPANY — DEARBORN, MICHIGAN

FINAL ISSUE

YEAR	MODEL		DESCRIPTION	QTY.	PART NUMBER
	2649 BRACKET - PARKING BRAKE CABLE SUPPORT - continued				
	- S -				
67/68	S		R.H.	1	C7AZ 2649-A
			L.H.	2	C7AZ 2649-B
69/71	S			1	C9AZ 2649-A
	- X -				
65	X (except 76)			2	C0DZ 2649-A
66/67	X		R.H.	1	C6OZ 2649-A
			L.H.	1	C6OZ 2649-C
68/70	X		R.H.	1	C6OZ 2649-F
			L.H.	1	C6OZ 2649-G
	2K650 BOOT PARKING BRAKE CABLE				
71/	L			1	D1FZ 2K650-A
	2A651 SPRING - PARKING BRAKE LEVER RETURN - Also refer to Group 2634				
65	B		8 3/8" long-69 3/4 coils	1	C2OZ 2A651-A
66/71	B		Approx. 7 7/8" long-35 1/4 coils	1	C6OZ 2A651-A
72	B		6 11/16" long-40 coils	1	D2OZ 2A651-A
65/68	F		15 1/8" long-25 coils	1	C5ZZ 2A651-A
69/70	F		8 7/8" long-52 coils	1	C9ZZ 2A651-A
71/	F		11 1/8" long-55 coils	1	D1ZZ 2A651-A
70/	P			1	D0DZ 2A651-A
72	S		6 11/16" long-40 coils	1	D2OZ 2A651-A
66/	U		10 1/8" long-13/16" diameter	1	C5TZ 2A651-A
65	X(except 76)		6 7/8" long-15 1/4 coils	1	C1DD 2A651-A
65	X(76)		8 5/16" long-30 1/4 coils-not replaced	1	★C3DZ 2A651-B
66/70	X		Approx.7 7/8" long-35 1/4 coils	1	C6OZ 2A651-A
	2A697 GUIDE - PARKING BRAKE CABLE				
69/	A(76)			1	C9AZ 2A697-A
69/70	F			1	C9ZZ 2A700-A
69/	A(76)		Screw (to underbody)-5/16"-18 x 3/4" hex. head	1	381877-S2 (UU52AF)
	2A700 GUIDE - PARKING BRAKE CABLE - Refer to group 2A697				
	2A709 RETAINER - PARKING BRAKE CABLE - REAR				
71/72	L	"Before 12/1/71"		2	D1FZ 2A709-A
72	L	"From 12/1/71"		2	D2FZ 2A709-A
70	P	"Before 9/2/69"		2	D0DZ 2A709-A
70/	P	"From 9/2/69"		2	D0DZ 2A709-B
66/	U		Approximately 6" long-67 coils	1	C6TZ 2A709-A
	2A713 BOOT - PARKING BRAKE LEVER				
71	L	"Before 10/15/70"		1	D1FZ 2A713-A
	L	"From 10/15/70"	Includes attaching parts	1	D1FZ 2A713-B
72	L	"Before 4/3/72"	Includes attaching parts	1	D1FZ 2A713-B
	L	"From 4/3/72"	Avocado	1	D4FZ 2A713-E
	L	"From 4/3/72"	Beige	1	D2FZ 2A713-F
	L	"From 4/3/72"	Black	1	D4FZ 2A713-A
	L	"From 4/3/72"	Blue	1	D4FZ 2A713-B
	L	"From 4/3/72"	Ginger	1	D2FZ 2A713-G
	L	"From 4/3/72"	Green	1	D2FZ 2A713-B
	L	"From 4/3/72"	Orange	1	D4FZ 2A713-C
			Screw (to floor pan)- No.8-18 x 3/4"	4	380651-S13 (UU140)
	2A714 RETAINER - PARKING BRAKE LEVER BOOT				
71	L	"Before 10/15/70"		1	D1FZ 2A714-A
	L	"From 10/15/70"	Refer to Group 2A713	1	2A714
	2745 SPRING - PARKING BRAKE CABLE POSITIONING				
65/66	B		6" long-69 1/4 coils-to rear spring-not replaced	2	★C1SS 2745-A
72	L			2	D2FZ 2745-A
	2A753 CABLE REPAIR KIT - PARKING BRAKE - Also refer to groups 2A635 & 2853				
67	F		70 1/2" long	2	B2PZ 2A753-A
65/66	S		70 1/2" long	2	B8PZ 2A753-A
66/	U		R.H.-60" long	1	C1PZ 2A753-A

Identification marking

HALPERT_AUCTIONS

YEAR	MODEL	DESCRIPTION	QTY.	PART NUMBER
2A754	**SLEEVE - PARKING BRAKE EQUALIZER LEVER RETRACTING SPRING**			
65/67	B	5 1/8" long-improvise from 17543 bulk hose	1	★C2OA 2A754-A
2760	**HANDLE ASSY. - PARKING BRAKE RELEASE** - Also refer to Group 2A760			
	- A -			
65/68	A		1	C5AZ 2760-A
69	A "Before 4/3/69"		1	C9AZ 2760-A
	A "From 4/3/69"		1	C9AZ 2760-B
70	A		1	D0AZ 2760-A
71/	A		1	D1AZ 2760-A
	- B -			
65	B	Includes C0DZ 2819-A pin	1	C0DZ 2760-B
66/69	B		1	C5AZ 2760-A
70	B "Before 1/5/70"		1	C5AZ 2760-A
	B "From 1/5/70"		1	D0OZ 2760-A
71	B		1	D0OZ 2760-A
72	B	Includes 305018-S2 pin	1	D2OZ 2760-A
	- F -			
65/66	F	Includes C0DZ 2819-A pin	1	C0DZ 2760-B
67/68	F	Includes C0DZ 2819-A pin	1	C7ZZ 2760-B
69	F		1	C5AZ 2760-A
70	F "Before 1/5/70"		1	C9ZZ 2760-A
	F "From 1/5/70"		1	D0ZZ 2760-A
71/	F		1	D1ZZ 2760-A
	- P -			
70/	P	Includes C0DZ 2819-A pin	1	D0DZ 2760-A
	- U -			
66/69	U		1	C5AZ 2760-A
70	U "Before Ser. E50,001"		1	C5AZ 2760-A
	U "From Ser. E50,001"		1	D0OZ 2760-A
71/	U		1	D0OZ 2760-A
	- X -			
65	X	Includes C0DZ 2819-A pin	1	C0DZ 2760-B
66/70	X		1	C5AZ 2760-A
2A760	**ROD - PARKING BRAKE RELEASE HANDLE** - Also refer to group 2760			
69	A	14 1/2" long-also supplied in C9AZ 2780-C	1	C9AZ 2A760-A
70	A		1	D0AZ 2A760-A
71/	A		1	D1AZ 2A760-A
72	B	8 5/8" long	1	D2OZ 2A760-A
2A762	**BRACKET ASSY. - PARKING BRAKE EQUALIZER LEVER**			
67/68	F		1	C7ZZ 2A762-A
2768	**EQUALIZER ASSY. - PARKING BRAKE - REAR**			
65/66	A		1	C5AZ 2768-A
65	S		1	C0AZ 2768-A
66	S	Not replaced	1	★C6SZ 2768-A
65/66	A, S	Washer-flat (trunnion to cable) -5/16"	1	359638-S(XX103)
65/66	A	Cotter pin (trunnion to cable)-1/16" x 1/2"	1	72004-S7(N41)
2780	**CONTROL ASSY. - PARKING BRAKE**			
	- A -			
65/66	A		1	D0TZ 2780-A
67	A "Before 4/12/67"		1	C7AZ 2780-A
	A "From 4/12/67"		1	C7AZ 2780-C
68	A	Includes (2) 379930-S Nut	1	C7AZ 2780-E
69/70	A	Includes 2A760 rod	1	D0AZ 2780-B
71/	A		1	D1AZ 2780-B
	- B -			
65	B		1	C2OZ 2780-A
66/67	B		1	C6OZ 2780-A
68/71	B		1	D0OZ 2780-A
72	B		1	D2AZ 2780-A

COPYRIGHT © 1975 — FORD MOTOR COMPANY — DEARBORN, MICHIGAN

HALPERT_AUCTIONS

YEAR	MODEL	DESCRIPTION	QTY.	PART NUMBER
2780	**CONTROL ASSY. - PARKING BRAKE - continued**			
	- F -			
65/66	F		1	C5ZZ 2780-B
67/68	F		1	C7ZZ 2780-B
69/70	F		1	D0ZZ 2780-A
71/	F		1	D1ZZ 2780-A
	- L -			
71	L	Black finish	1	D1FZ 2780-A
72	L "Before 7/22/72"	Black finish	1	D1FZ 2780-A
	L "From 7/22/72"	Black finish	1	D3FZ 2780-B
	L	Walnut wood grain finish	1	D3FZ 2780-C
	- P -			
70/71	P "Before 1/4/71"		1	D0DZ 2780-A
71/	P "From 1/4/71"		1	D0DZ 2780-B
	- S -			
65/66	S		1	C5SZ 2780-A
67	S		1	C7SZ 2780-A
68/71	S	Include parking brake release valve	1	C9SZ 2780-A
72	S		1	D3SZ 2780-B
	- U -			
66/	U		1	D0TZ 2780-B
	- X -			
65	X		1	C0DZ 2780-A
66/67	X		1	C6OZ 2780-A
68/70	X		1	C8OZ 2780-B
67/	A	Locknut (to cowl)-5/16"-24	2	378200-S7-8 (MM173K)
68	A	Screw(to instrument panel)-5/16"-18 x 1"	1	378178-S2 (BB412B)
65/	B	Bolt (control to dash panel)-5/16"-24 x 3/4"	2	355471-S8(BB651)
		Locknut-5/16"-24		34393-S7(M98)
65/66	F	Bolt (to dash)-5/16"-24 x 3/4"	2	20347-S8(B156)
		Lockwasher-5/16"		34906-S8(X98)
71	L	Screw & washer (control to floor pan)-15/16"-18 x 7/8"	8	384676-S2 (BB551DC)
72	L	Bolt(to instrument panel)-5/16"-18 x 3/4" hex hd.	2	56320-S4(B318GD)
65	X	Screw (control to body)-5/16" -24 x 3/4"	2	★50540-S8
		Nut-check-5/16"-24	2	33923-S7(M32)
		Lockwasher-5/16"	4	★34941-S7
		Washer-flat-5/16"	2	44722-S8(X19)
2786	**RETAINER - PARKING BRAKE RATCHET BAR LOCKING SPRING**			
65	B,X		1	0M 2786
65/68	F		1	
70	P		1	D0DZ 2786-A
71/	P		1	D0DZ 2786-B
2A787	**RETAINER - PARKING BRAKE SPRING**			
66/68	U		2	C4UZ 2A787-A
72	A,B,F,S		1	
72	P(6 cyl.250 & 8 cyl.)-10" brakes		1	
2788	**SPRING - PARKING BRAKE RATCHET BAR LOCKING**			
65	B,X		1	0M 2788
65/68	F		1	
71/	P "Before 1/4/71"		1	D0DZ 2788-A
	P "From 1/4/71"		1	D1DZ 2788-A
2A790	**CONNECTOR - PARKING BRAKE CABLE**			
66/71	B(exc. 66, 71)		1	C6OZ 2A790-A
66/	F		1	
70/	P		1	
72	B,S		2	D2AZ 2A790-A
2791	**BUTTON - PARKING BRAKE HANDLE**			
71/	L		1	D1FZ 2791-A

HALPERT_AUCTIONS

YEAR	MODEL	DESCRIPTION	QTY.	PART NUMBER
	2793 SPRING - PARKING BRAKE RELEASE CONTROL			
71/	L		1	D1FZ 2793-A
	2795 BRACKET - PARKING BRAKE CONTROL MOUNTING			
69/71	S		1	C9SZ 2795-A
	2A796 NUT - PARKING BRAKE EQUALIZER ROD			
66/68	U	5/16"-24	1	C5UZ 2A796-A
	2A798 COVER - PARKING BRAKE PEDAL PAD			
65/67	A,S	Stainless steel	1	C5AZ 2A798-A
68/71	A	Stainless steel	1	C8SZ 2A798-A
72	B		1	
68/	S		1	
66/67	B(63,66,76)	Stainless steel	1	C6OZ 2A798-A
68/71	B,X	Stainless steel	1	C8OZ 2A798-A
69	F(63C,65E)		1	C9ZZ 2A798-A
70/	F		1	
	2804 PULLEY - PARKING BRAKE CABLE			
65	B,X		1	0M 2804
65/68	F		1	
71/	P		1	
		Clevis pin (pulley to handle)-5/16" x 13/16"	1	★73880-S8
		Pin-self-locking		352358-S100 (NN127B)
	2A804 HOSE - PARKING BRAKE RELEASE			
67	S	18 1/2" long-improvise from C4SZ 2A596-A	1	★C7SA 2A804-B
68/69	S	23" long-improvise from 17543 bulk hose	1	★C8SA 2A804-B
72	S	Improvise from 17543 bulk hose	1	★
		Clamp (to control & neutral switch)	2	377931-S8(EE5)
	2A808 IDLER - PARKING BRAKE REAR CABLE			
66/	B,X		1	C6OZ 2A808-A
72	S		1	
67/	F,P		1	C7ZZ 2A808-A
	2814 CLIP - BRAKE HOSE			
65/66	A	Brake hose	AR	A7AZ 2814-A
65/71	B,X		AR	
67	A(New York Taxicab with disc brakes)		1	
65/	F,P,U		AR	
71/	L	Rear	1	
65/66	S		3	
67/	A,S	Brake hose	AR	C7AZ 2814-A
72	B		3	
71/	L	Front	1	
65	B	Parking brake cable to control	2	8M 2814
65/66	S	Parking brake cable to underbody	2	MC 2814-A
65/66	S	Parking brake cable to engine rear support	2	
	2A815 CABLE - PARKING BRAKE INTERMEDIATE			
69/	A	64 1/2" long	1	D3AZ 2A815-B
72	B(53,71)	108 5/16" long	1	D2OZ 2A815-B
	B(63,65,97)	100 5/8" long	1	D2OZ 2A815-A
71/	P(54)	11 3/4" long	1	D1DZ 2A815-A
67	S(57)	62 5/16" long	1	C7SZ 2A815-D
	S(65)	59 3/8" long	1	C7SZ 2A815-C
68	S(57) "Before 1/15/68"	62 5/16" long	1	C7SZ 2A815-D
	S(57) "From 1/15/68"		1	C8SZ 2A815-B
	S(65) "Before 1/15/68"	59 3/8" long	1	C7SZ 2A815-C
	S(65) "From 1/15/68"	49 1/2" long	1	C8SZ 2A815-A
69/71	S(57)	51 7/8" long-#Yellow	1	C9SZ 2A815-B
	S(65)	49 3/8" long-#Green	1	C9SZ 2A815-A
72	S	104" long	1	D2SZ 2A815-A

Identification marking

COPYRIGHT © 1975 — FORD MOTOR COMPANY — DEARBORN, MICHIGAN

FINAL ISSUE

HALPERT_AUCTIONS

YEAR	MODEL	DESCRIPTION	QTY.	PART NUMBER
	2A816 BRACKET - PARKING BRAKE CABLE EQUALIZER ROD			
72	B	98 7/8" long	1	D2OZ 2A816-A
67/69	F "Before 12/2/68"		1	C7ZZ 2A816-A
69	F "From 12/2/68"		1	C9ZZ 2A816-A
70/	F		1	D0ZZ 2A816-A
72	S	98 7/8" long	1	D2OZ 2A816-A
	2819 PIN - PARKING BRAKE HANDLE LOCKING			
65	X	.162" O. D. -. 41" long	1	C0DZ 2819-A
65	B		1	
65/68	F		1	
70/	P		1	
	2849 SPACER - PARKING BRAKE CONTROL MOUNTING - Also refer to group 2B180			
65	A	Parking brake-3/8" I. D. - 3/4" O.D.-1" long - not replaced	2	★C5AZ 2849-A
65/68	A	Brake pedal-7/16" I. D. -7/8" long	4	C5AZ 2849-B
67/68	S		4	
	2853 CABLE - PARKING BRAKE EXTENSION - Also refer to groups 2A635 & 2A753			
67	F	23 1/4" long	2	B5PZ 2853-B
65	S	9 1/4" long	2	B5PZ 2853-A
66	S	13 1/4" long	2	B2PZ 2853-A
	2853 CABLE and CONDUIT - PARKING BRAKE FRONT			
	- A -			
65	A	Approx. 44 1/2" long	1	C5AZ 2853-A
66	A	46 5/8" long	1	C6AZ 2853-A
67/68	A	Front-89 7/8" long	1	C8AZ 2853-A
69/	A	Front-26 1/2" long	1	C9AZ 2853-A
	- B -			
65	B	57" long	1	C3OZ 2853-A
66/67	B	44 3/8" long	1	C6OZ 2853-A
68/71	B	43 5/8" long	1	C8OZ 2853-A
72	B	49 3/4" long	1	D2OZ 2853-A
	- F -			
65/66	F	38 5/8" long	1	C5ZZ 2853-B
67/68	F	38 3/8" long	1	C7ZZ 2853-B
69/70	F	Front-43 5/8" long	1	C9ZZ 2853-A
71/	F	Front-43 1/8" long	1	D1ZZ 2853-A
	- P -			
70/	P	50 3/4" long	1	D0DZ 2853-B
	- S -			
65/66	S	64 15/16" long	1	C2SZ 2853-A
67	S	Front-23 5/8" long	1	C7SZ 2853-C
68	S(57) "Before 1/15/68"	84 3/4" long-#Red	1	C8SZ 2853-B
	S(65) "Before 1/15/68"	82 1/4" long	1	C8SZ 2853-A
	S(57,65) "From 1/15/68"	31 3/8" long	1	C8SZ 2853-C
69/71	S	Front-31 1/8" long	1	C9SZ 2853-A
72	S	54 1/2" long	1	D2SZ 2853-A
	- U -			
66/	U	52 1/8" long	1	C6TZ 2853-F
	- X -			
65	X(except 76)	50 3/4" long	1	C3DZ 2853-B
	X(76)	63 7/8" long	1	C4DZ 2853-A
66/67	X	44 3/8" long	1	C6OZ 2853-A
68/70	X	43 5/8" long	1	C8OZ 2853-A
65/69	S	Clip (cable conduit to body)	1	★95824-S32
65/	S	Clip (cable to floor support)	1	357946-S8(GG152)
65/	S	Clip (cable to floor)	1	352977-S100 (GG156)
65/70	X	Screw (cable to dash panel)-No. 14 x 3/4"-tapping	2	42143-S8(U255)
65/	A	Screw (cable to dash panel)-No. 14 x 5/8"-tapping	2	31498-S8(U253B)
65/	S		2	

Identification marking

HALPERT_AUCTIONS

YEAR	MODEL	DESCRIPTION	QTY.	PART NUMBER
	2853 CABLE and CONDUIT - PARKING BRAKE FRONT - continued			
65/	A	Retainer (cable to frame)-7/16" spring	AR	383475-S100
65/70	X(54, 62, 63, 76)		1	(RR4A)
65/70	X (S/D 66)	Retainer (cable to engine rear support)	1	
65/	B	Retainer (cable to bracket)	1	
72	B	Retainer (to crossmember)	1	
67/	A, B, F, S, X	Retainer (cable to control)	2	
72	P	Retainer (to bracket & dash panel)	2	
65/	A	Pin-self-locking (cable to control)	1	358883-S7(NN128)
65/	A	Clevis pin (cable to control)-5/16" x 1"	1	73931-S7(N9)
65/	F	Screw (to dash panel)-No. 14-14 x 1/2"-tapping	2	31497-S8(U254)
68	F	Clip (to inner body member)	1	381930-S2 (GG155F)
68	F	Screw (clip to inner body member)-5/16"-18 x 3/4"	1	381877-S2 (UU52AF)
72	P	Screw (to side rail)-1/4"-14 x 1/2" hex. hd.	1	55981-S2 (U254E)
66/	U	Clip (to floor pan)	2	352204-S100 (GG148)
	2860 CLIP - PARKING BRAKE CABLE			
65/68	A, S	To lower control arm	2	C5AZ 2860-C
69/71	A, S		2	C9AZ 2860-A
72	A(76)		2	
72	A	Screw (to rear suspension lower arm)-5/16 - 18 x 3/4" hex. hd.	2	381877-S2 (UU52AF)
	2861 LINK - PARKING BRAKE CABLE CONNECTING			
65/67	A		1	C3AZ 2861-A
71	L		1	D1FZ 2861-A
65/67	S		1	B9A 2861-A
71	L	Pin (link to clutch pedal)-3/8" x 7/8"-clevis	1	384632-S(NN49Z)
	2873 BEARING - AIR CONDITIONER COMPRESSOR BELT IDLER PULLEY			
65	B(6 cyl.170, 200)	7/16" I.D.-1 1/4" O.D.-5/8" thick-#207-used	1	C3OZ 2873-A
65/67	A(6 cyl.)	in 8678 pulley assy.	1	(YP-22)
	2876 SHAFT - AIR CONDITIONER COMPRESSOR BELT IDLER PULLEY			
65/67	A (6 cyl.)	1 1/16" long	1	B8QH 2876-A
68/69	A, B, F, S, X(8 cyl.)	1 15/16" long-not replaced	1	★C8AZ 2876-A
70	A. B. F. S. X		1	(YS-25)
	2A881 SUPPORT - AIR CONDITIONER COMPRESSOR MOUNTING BRACKET			
66	B, X (6 cyl. 170, 200) "Before 4/1/66"	Not replaced	1	★C6DZ 2A881-A
66/67	B, X (6 cyl. 170, 200) "From 4/1/66"	Not replaced	1	★C6DZ 2A881-B
	2882 BRACKET - AIR CONDITIONER COMPRESSOR MOUNTING - Also refer to group 10A313			
	-A-			
65/66	A(6 cyl.)	With A/C	1	C7AZ 2882-A
	A(8 cyl. 289)	With A/C-not replaced	1	★C5AZ 2882-D
	A(8 cyl. 352, 390, 428)	With A/C	1	C6SZ 2882-A
67	A(6 cyl.)	With integral A/C	1	C7AZ 2882-A
	A(6 cyl.)	With hang-on A/C-not replaced	1	★C7AZ 2882-E
	A(8 cyl. 289) "Before 1/3/67"	With integral A/C-not replaced	1	★C7AZ 2882-F
	"From 1/3/67"	With integral A/C	1	C7AZ 2882-G
	A(8 cyl. 289)	With hang-on A/C -not replaced	1	★C7AZ 2882-D
	A(P/I)-8 cyl. 390, 428 "Before 3/15/67"	With integral A/C	1	C7AZ 2882-B
	"From 3/15/67"	With integral A/C	1	C7ZZ 2882-A
	A(8 cyl. 390, 428)	With hang-on A/C -not replaced	1	★C7AZ 2882-C
68	A(6 cyl.)	With A/C	1	C8AZ 2882-A
	A(8 cyl. 289, 302)	With A/C	1	C7AZ 2882-G
	A(8 cyl. 390, 428)	With A/C	1	C7ZZ 2882-A
	A(8 cyl. 429-4/B)	With A/C	1	C8VZ 2882-A
69	A(6 cyl.)	With A/C	1	C8AZ 2882-A
	A(8 cyl. 302)	With A/C	1	C7AZ 2882-G
	A(8 cyl. 351)	With A/C	1	C9OZ 2882-B
	A(8 cyl. 390, 428)	With A/C	1	C9AZ 2882-A
	A(8 cyl. 429-4/B)	With A/C	1	C8VZ 2882-A

Identification marking

COPYRIGHT © 1975 — FORD MOTOR COMPANY — DEARBORN, MICHIGAN

FINAL ISSUE

HALPERT_AUCTIONS

YEAR	MODEL	DESCRIPTION	QTY.	PART NUMBER
	2882 BRACKET - AIR CONDITIONER COMPRESSOR MOUNTING - continued - Also refer to group 10A313			
	- A - continued			
70	A(6 cyl.)	With A/C	1	C8AZ 2882-A
	A(8 cyl. 302)	With A/C	1	D0OZ 2882-A
	A(8 cyl. 351)	With A/C	1	D0ZZ 2882-A
	A(8 cyl. 390, 428)	With A/C	1	C9AZ 2882-A
	A(8 cyl. 429)	With A/C	1	D0AZ 2882-A
71	A(6 cyl.)	With A/C	1	C8AZ 2882-A
	A(8 cyl. 302)	With A/C	1	D0OZ 2882-A
	A(8 cyl. 351-2/B)-engine tag code C	With A/C	1	D1AZ 2882-C
	A(8 cyl. 351-2/B)-engine tag code W	With A/C	1	D1AZ 2882-B
	A(8 cyl. 390)	With A/C	1	C9AZ 2882-A
	A(8 cyl. 400)	With A/C	1	D1AZ 2882-A
	A(8 cyl. 429)	With A/C	1	D0AZ 2882-A
72	A(6 cyl.)	With integral A/C	1	C8AZ 2882-A
	A(6 cyl.)	With hang-on A/C	1	D2AZ 2882-C
	A(8 cyl.302)	With A/C	1	D0OZ 2882-A
	A(8 cyl.351-2/B)-engine tag code C	With integral A/C	1	D1AZ 2882-C
	A(8 cyl. 351-2/B)-engine tag code C	With hang-on A/C	1	D2AZ 2882-B
	A(8 cyl.351-2/B)-engine tag code W	With A/C	1	D1AZ 2882-B
	A(8 cyl.400)	With integral A/C	1	D1AZ 2882-A
	A(8 cyl. 400)	With hang-on A/C	1	D2AZ 2882-B
	A(8 cyl.429)	With integral A/C	1	D0AZ 2882-A
	A(8 cyl. 429)	With hang-on A/C	1	D2AZ 2882-A
	- B -			
65/66	B(6 cyl.)-1965	With A/C -not replaced	1	★C5OZ 2882-A
	B(6 cyl.)-1966	With A/C	1	C5OZ 10A313-B
	B(8 cyl. 260, 289)	With A/C - not replaced	1	★C5AZ 2882-D
	B(8 cyl. 390)-1966	With A/C	1	C6SZ 2882-A
67	B(6 cyl.)	With hang-on A/C -not replaced	1	★C7OZ 2882-A
	B(6 cyl.)	With integral A/C	1	C5OZ 10A313-B
	B(8 cyl. 289) "Before 1/3/67"	With integral A/C -not replaced	1	★C7AZ 2882-F
	"From 1/3/67"	With integral A/C	1	C7AZ 2882-G
	B(8 cyl. 289)	With hang-on A/C -not replaced	1	★C7AZ 2882-D
	B(8 cyl. 390)	With integral A/C	1	C7AZ 2882-B
	B(8 cyl. 390)	With hang-on A/C -not replaced	1	★C7AZ 2882-C
68	B(6 cyl.)	With A/C	1	C8OZ 2882-B
	B(8 cyl. 289, 302)	With A/C	1	C7AZ 2882-G
	B(8 cyl. 390) "Before 12/1/67"	With integral A/C	1	C8OZ 2882-A
	"From 12/1/67"	With integral A/C	1	C7ZZ 2882-A
	B(8 cyl. 390, 428CJ)	With hang-on A/C	1	C7ZZ 2882-A
69	B(6 cyl.)	With A/C	1	C9OZ 2882-A
	B(8 cyl. 302)	With A/C	1	C7AZ 2882-G
	B(8 cyl. 351)	With A/C	1	C9OZ 2882-B
	B(8 cyl. 390, 428)	With A/C	1	C9AZ 2882-A
70	B(6 cyl.)	With A/C	1	C9OZ 2882-A
	B(8 cyl. 302)	With A/C	1	D0OZ 2882-A
	B(8 cyl. 351-2V)	With A/C	1	D0ZZ 2882-B
	B(8 cyl. 429)	With A/C	1	D0AZ 2882-A
71	B(exc. 66, 71)-6 cyl.	With A/C	1	C9OZ 2882-A
	B(8 cyl. 302)	With A/C	1	D0OZ 2882-A
	B(8 cyl. 351)	With A/C	1	D0ZZ 2882-B
	B(8 cyl. 429)	With A/C	1	D0AZ 2882-A
72	B(6 cyl.250)	With integral A/C	1	C9OZ 2882-A
	B(6 cyl. 250)	With hang-on A/C	1	D2DZ 2882-A
	B(8 cyl.302)	With A/C	1	D0OZ 2882-A
	B(8 cyl.351)	With integral A/C	1	D0ZZ 2882-B
	B(8cyl. 351)	With hang-on A/C	1	D2AZ 2882-B
	B(8 cyl.400)	With integral A/C	1	D1AZ 2882-A
	B(8 cyl. 400)	With hang-on A/C	1	D2AZ 2882-B
	B(8 cyl.429)	With integral A/C	1	D0AZ 2882-A
	B(8 cyl. 429)	With hang-on A/C	1	D2AZ 2882-A

HALPERT_AUCTIONS

YEAR	MODEL	DESCRIPTION	QTY.	PART NUMBER
	2882 BRACKET - AIR CONDITIONER COMPRESSOR MOUNTING - continued - Also refer to group 10A313			
	- F -			
65	F(6 cyl.)-with generator	With A/C-not replaced	1	★C4DZ 2882-A
	F(6 cyl.)-with alternator	With A/C-not replaced	1	★C5DZ 2882-B
	F(8 cyl.)-with generator	With A/C-not replaced	1	★C5ZZ 2882-A
	F(8 cyl.)-with alternator	With A/C-not replaced	1	★C5AZ 2882-D
66	F(6 cyl.)	With A/C-not replaced	1	★C6ZZ 2882-A
	F(8 cyl.)	With A/C-not replaced	1	★C5AZ 2882-D
67	F(6 cyl.)	With integral A/C-not replaced	1	★C6ZZ 2882-A
	F(6 cyl.)	With hang-on A/C-not replaced	1	★C7OZ 2882-A
	F(8 cyl. 289) "Before 1/3/67"	With integral A/C-not replaced	1	★C7ZZ 2882-B
	"From 1/3/67"	With integral A/C	1	C7AZ 2882-G
	F(8 cyl. 289)	With hang-on A/C-not replaced	1	★C7AZ 2882-D
	F(8 cyl. 390)	With integral A/C	1	C7ZZ 2882-A
	F(8 cyl. 390)	With hang-on A/C-not replaced	1	★C7AZ 2882-C
68	F(6 cyl.)	With A/C	1	C8OZ 2882-B
	F(8 cyl. 289, 302)	With A/C	1	C7AZ 2882-G
	F(8 cyl. 390, 428CJ)	With A/C	1	C7ZZ 2882-A
69	F(6 cyl.)	With A/C	1	C9OZ 2882-A
	F(8 cyl. 302)	With A/C	1	C7AZ 2882-G
	F(8 cyl. 351)	With A/C	1	C9OZ 2882-B
	F(8 cyl. 390)	With integral A/C	1	C7ZZ 2882-A
	F(8 cyl. 390)	With hang-on A/C	1	C9AZ 2882-A
70	F(6 cyl.)	With A/C	1	C9OZ 2882-A
	F(8 cyl. 302)	With A/C	1	D0OZ 2882-A
	F(8 cyl. 351-2V)-Engine tag code W	With A/C	1	D0ZZ 2882-A
	F(8 cyl. 351)-Engine tag code C	With A/C	1	D0ZZ 2882-B
	F(8 cyl. 390, 428)	With A/C	1	C9AZ 2882-A
71	F(6 cyl.)	With A/C	1	C9OZ 2882-A
	F(8 cyl. 302)	With A/C	1	D0OZ 2882-A
	F(8 cyl. 351)	With A/C	1	D0ZZ 2882-B
	F(8 cyl. 429)	With A/C	1	D0AZ 2882-A
72	F(6 cyl.250)	With integral A/C	1	C9OZ 2882-A
	F(6 cyl. 250)	With hang-on A/C	1	D2DZ 2882-A
	F(8 cyl.302)	With A/C	1	D0OZ 2882-A
	F(8 cyl.351)	With integral A/C	1	D0ZZ 2882-B
	F(8 cyl. 351)	With hang-on A/C	1	D2AZ 2882-B
	- L -			
71	L(4 cyl. 98-1600cc)	With hang-on A/C	1	D1FZ 2882-B
	L(4 cyl. 122-2000cc)	With integral A/C	1	D1FZ 2882-A
	L(4 cyl. 122-2000cc)	With hang-on A/C	1	D3FZ 2882-A
72	L(4 cyl. 98-1600cc)	With hang-on A/C	1	D2FZ 2882-A
	L(4 cyl. 122-2000cc)	With hang-on A/C	1	D3FZ 2882-A
	L(4 cyl. 122-2000cc) "Before 1/10/72"	With integral A/C	1	D1FZ 2882-A
	L(4 cyl.122-2000cc) "From 1/10/72"	With integral A/C	1	D2FZ 2882-B
	- P -			
70	P(6 cyl.)	With A/C	1	C8OZ 2882-B
71	P(6 cyl. 170, 200)	With A/C	1	C9OZ 2882-A
	P(6 cyl. 250)	With A/C	1	C8OZ 2882-B
	P(8 cyl.)	With A/C	1	D0OZ 2882-A
72	P(6 cyl.170, 200)	With integral A/C	1	C8OZ 2882-B
	P(6 cyl. 170, 200)	With hang-on A/C	1	D2DZ 2882-A
	P(6 cyl.250)	With integral A/C	1	C9OZ 2882-A
	P(6 cyl. 250)	With hang-on A/C	1	D2DZ 2882-A
	P(8 cyl.)	With A/C	1	D0OZ 2882-A
	- S -			
65/66	S	With A/C	1	C6SZ 2882-A
67	S	With A/C	1	C7ZZ 2882-A
68	S(8 cyl. 390)	With A/C	1	C7ZZ 2882-A
	S(8 cyl. 429)	With A/C	1	C8VZ 2882-A
69	S	With A/C	1	C8VZ 2882-A
70/71	S	With A/C	1	D0AZ 2882-A
72	S(8 cyl.400)	With A/C	1	D2SZ 2882-A
	S(8 cyl.429)	With A/C	1	D2VY 2882-A

COPYRIGHT © 1975 — FORD MOTOR COMPANY — DEARBORN, MICHIGAN

HALPERT_AUCTIONS

YEAR	MODEL	DESCRIPTION	QTY.	PART NUMBER
	2882 BRACKET - AIR CONDITIONER COMPRESSOR MOUNTING - continued - Also refer to group 10A313			
	- X -			
65	X(6 cyl.)	With A/C -not replaced	1	★C5DZ 2882-B
	X(8 cyl.)	With A/C-not replaced	1	★C5AZ 2882-D
66	X(6 cyl.)	With A/C	1	C5OZ 10A313-B
	X(8 cyl.)	With A/C -not replaced	1	★C5AZ 2882-D
67	X(6 cyl.)	With hang-on A/C -not replaced	1	★C7OZ 2882-A
	X(6 cyl.)	With integral A/C	1	C5OZ 10A313-B
	X(8 cyl.) "Before 1/3/67"	With integral A/C-not replaced	1	★C7AZ 2882-F
	"From 1/3/67"	With integral A/C	1	C7AZ 2882-G
	X(8 cyl.)	With hang-on A/C-not replaced	1	★C7AZ 2882-D
68/69	X(6 cyl.)	With A/C	1	C8OZ 2882-B
	X(8 cyl.)	With A/C	1	C7AZ 2882-G
70	X(6 cyl.)	With A/C	1	C8OZ 2882-B
	X(8 cyl.)	With A/C	1	D0OZ 2882-A
65/70	X	Bolt (bracket to compressor) -3/8"-16 x 1 1/4"	1	20428-S7-8(B82)
65/	A (8 cyl.), S	Bolt (bracket to compressor)-3/8"-16 x 1"	4	20388-S8(B80)
65/	A (8 cyl.), S	Bolt (bracket to cylinder head)	2	
65/	A (8 cyl.)	Bolt (bracket to cyl. head)-3/8"-16 x 1 3/8"	1	20448-S8(B83)
65	A(6 cyl.)-with economy hang-on A/C	Washer-flat(to cylinder block)-7/16"	4	352153-S(XX173)
65/	A (8 cyl.)	Bolt (bracket to cyl. head)-3/8"-16 x 1 5/8"	1	20488-S8(B86)
65/	A(8 cyl.)	Bolt (brkt. to P/S pump brkt.)-3/8"-16 x 2 1/2"	1	45522-S8(B93)
		Nut-3/8"-16		33799-S7(M52)
		Washer-flat-13/32"		351415-S(XX128)
65/	A(8 cyl. 260, 289, 302, 352, 390)	Bolt(bracket to cylinder head)-3/8"-16 x 7/8"	1 or 2	356685-S8(BB153)
65/	S		2	
65/	A(6 cyl. & 8 cyl. 260, 289, 302), X(8 cyl.)	Bolt (bracket to compressor	4	
		Lockwasher-3/8"		34807-S8(X66)
65/	A(8 cyl. 292, 352, 390)	Bolt (bracket to compressor)-3/8"-16 x 1 1/8"	4	354135-S7-8 (BB155A)
65/	B	Bolt (bracket to cylinder block)-5/16"-18 x 4"	1 or 2	45562-S8(B69)
65/	A(8 cyl. 260, 289, 302), X		1 or 2	
65	F		1	
68	A(6 cyl.)-integral A/C	Screw & washer assy. (to engine block)-7/16"-14 x 1 1/4"	2	382013-S2 (BB546A)
68	B, X(6 cyl.)- integral A/C	Screw & washer assy. (to water pump)-5/16"-18 x 2 1/4"	1	382010-S2 (BB545E)
70	A, B, S	Screw & washer assy.(cylinder block)-7/16"-14 x 1 1/4"	2	384094-S2 (BB563BJ)
65/	B (8 cyl.)	Bolt (compressor to cyl.block)-5/16"-18 x 2 1/2"	1	376765-S(BB416F)
65/	B, X (6 cyl.)	locking	1	
65/	A(8 cyl.260, 289), B, X(8 cyl.)	Bolt (bracket to cyl.front cover)-5/16"-18 x 1 1/2"	1	20466-S8 (B61)
65/	A(8 cyl.260, 289), B, X(8 cyl.)	Bolt (bracket to cyl.head)-3/8"-16 x 3/4"	1	42996-S7-8(B251F)
65	F (6 cyl.)	Bolt (to engine)-3/8"-16 x 1 1/8"	2	371186-S(BB441)
65/70	X(6 cyl.)	Bolt (compressor adjusting)-3/8"-24 x 2"	1	20523-S8(B177)
65/	A	Stud (to cyl. head)-3/8"-16 x 2"	3	377278-S7-8
67/	S		1	(WW6E)
66/	F, X, (8 cyl. 289, 302)		2 or 3	
65/	A	Stud (to cyl. head)-7/16"-14 x 2 1/8"	3	377279-S7-8 (WW6F)
72	S(8 cyl. 400)	Screw & washer assy. (bracket to cyl. head)-7/16"-14 x 1 1/2"	1	384387-S2
71/	L	Stud (to engine)-M10 x 7/16"-14 x 1 5/8"	4	N800004-S (AB35C)
72	L	Bolt (to engine)-M10 x 3/4" hex. head	4	N800017-S100 (AB38)
	2883 BRACKET - AIR CONDITIONER COMPRESSOR ADJUSTING			
66/67	B, X (6 cyl.)	Not replaced	1	★C6OZ 2883-A
72	S(8 cyl.429)		1	D2VY 2883-A
65	X (6 cyl.)	Not replaced	1	★C0DE 2883-A
65	X (6 cyl.)	Bolt (bracket to compressor)-3/8"-16 x 1 1/2"	2	20468-S8(B85)

HALPERT_AUCTIONS

2884 CLUTCH and PULLEY - AIR CONDITIONER COMPRESSOR - Also refer to group 8678

CLUTCH CROSS-REFERENCE GUIDE

Use the chart below to translate stamped number into service part number.

Also refer to illustration on the next page and the model application listing on page 25.

IDENTIFICATION	PART NUMBER
B8AA 2981-A	C0AZ 2884-D
C2AA 2981-A	C8OZ 2884-B
C2AA 2981-A1	C8OZ 2884-B
C2AA 2981-A2	C8OZ 2884-B
C2AA 2981-C	▲C8OZ 2884-G
C2OA 2981-A	C2OZ 2884-A
C2SA 2981-A	▲C8OZ 2884-G
C3AA 2981-A	C3AZ 2884-A
C3AA 2981-A1	C3AZ 2884-A
C3AA 2981-A2	C3AZ 2884-A
C3AA 2981-B	▲C3AZ 2884-C
C4AA 2981-A	C6AZ 2884-A
C4DA 2981-B	▲C8OZ 2884-G
C4DA 2981-B1	▲C8OZ 2884-G
C4DA 2981-B2	▲C8OZ 2884-G
C4DA 2981-C	C5DZ 2884-A
C4OA 2981-A	▲C3AZ 2884-C
C5AA 2981-A	C5AZ 2884-A
C5AA 2981-B	C9TZ 2884-A
C5AA 2981-C	C9TZ 2884-A
C5OA 2981-A1	C6OZ 2884-A
C7AA 2981-B	C7AZ 2884-B
C7AA 2981-C	C7AZ 2884-C
C7AA 2981-D	C9AZ 2884-F
C7AA 2981-F	C9AZ 2884-A
C7AA 2981-G	▲C9AZ 2884-H
C7AA 2981-H	C9AZ 2884-B
C7AA 2981-J	C8AZ 2884-F
C7OA 2981-A	C7OZ 2884-A
C7OA 2981-B	C7OZ 2884-B
C7OA 2981-F	C8OZ 2884-B
C7SA 2981-A	C9AZ 2884-B
C7SA 2981-B	C7AZ 2884-D
C7ZA 2981-C	C7ZZ 2884-B
C8OA 2981-A	C8OZ 2884-A
C8VA 2981-A	C8VZ 2884-A

IDENTIFICATION	PART NUMBER
C9AA 2981-D	C9AZ 2884-D
C9AA 2881-D1	C9AZ 2884-D
C9AA 2981-D2	C9AZ 2884-D
C9AA 2981-E	▲C9AZ 2884-K
C9AA 2981-E1	▲C9AZ 2884-K
C9AA 2981-E2	▲C9AZ 2884-K
C9AA 2981-F	C9AZ 2884-A
C9AA 2981-G	C9AZ 2884-B
C9AA 2981-H	C9AZ 2884-C
C9AJ 2981-A	C9AZ 2884-F
C9OA 2981-E	C9OZ 2884-B
C9OA 2981-F	C9OZ 2884-C
C9RJ 2981-A	▲C9AZ 2884-L
C9TA 2981-A	C9TZ 2884-A
D0VA 2981-A	▲C9AZ 2884-K
D1AA 2981-AA	D1AZ 2884-A
D1AA 2981-A1A	D1AZ 2884-A
D1AA 2981-A1B	D1AZ 2884-A
D1AA 2981-A2A	D1AZ 2884-A
D1AA 2981-A2B	D1AZ 2884-A
D1OA 2981-AA	D1OZ 2884-A
D1OA 2981-A1A	D1OZ 2884-A
D1OA 2981-A1B	D1OZ 2884-A
D1OA 2981-A2A	D1OZ 2884-A
D1OA 2981-A2B	D1OZ 2884-A
D1ZA 2981-AA	D1OZ 2884-A
D2AA 2981-A1A	D1AZ 2884-A
D2AA 2981-A1B	D1AZ 2884-A
D2AA 2981-A2A	D1AZ 2884-A
D2OA 2981-AA	D2OZ 2884-A
D2OA 2981-A1A	D2OZ 2884-A
D2OA 2981-A1B	D2OZ 2884-A
D2OA 2981-A1C	D2OZ 2884-A
D2OA 2981-A2A	D2OZ 2884-A
D2OA 2981-A2B	D2OZ 2884-A
D2OA 2981-BA	D2OZ 2884-B
D2OA 2981-CA	▲C9AZ 2884-K
D2ZA 2981-A1A	D1OZ 2884-A
D2ZA 2981-A1B	D1OZ 2884-A
D2ZA 2981-A2A	D1OZ 2884-A
D22A 2981-AA	D2FZ 2884-A

▲ Clutch and pulley kit - refer to group 2884 Page 33 for contents of kit

COPYRIGHT © 1975 — FORD MOTOR COMPANY — DEARBORN, MICHIGAN

FINAL ISSUE

HALPERT_AUCTIONS

2884 CLUTCH and PULLEY - AIR CONDITIONER COMPRESSOR - continued- Also refer to group 8678

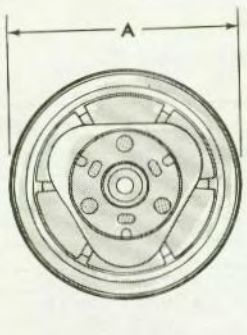

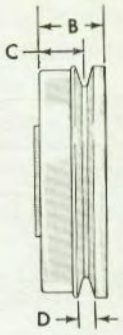

TYPE-1

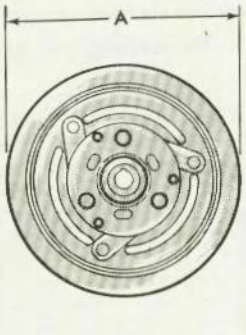

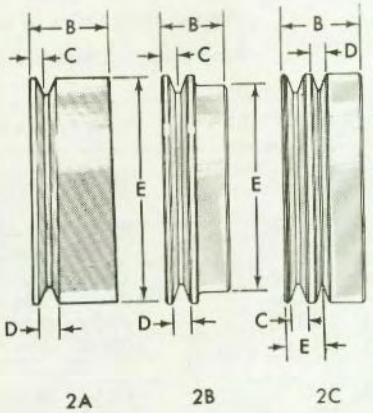

TYPE-2A 2B AND 2C

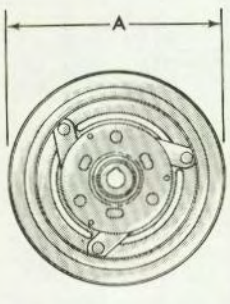

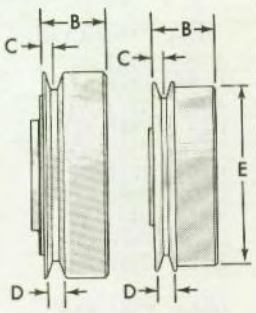

TYPE-3A AND 3B

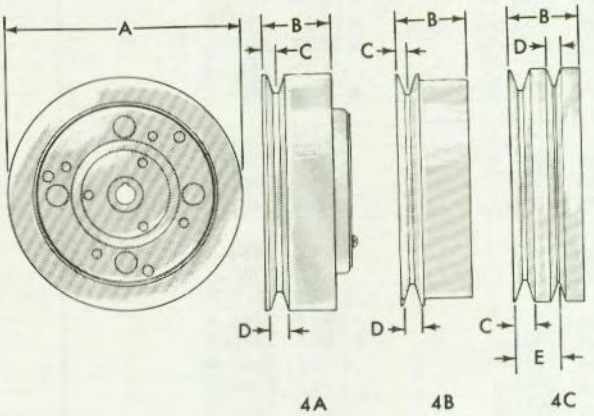

TYPE-4A 4B AND4C

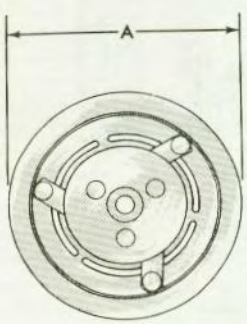

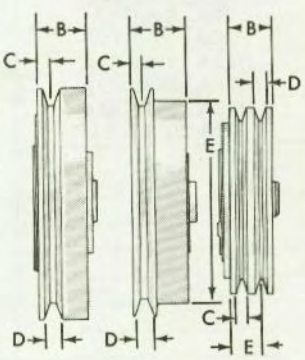

TYPE-5A 5B AND 5C

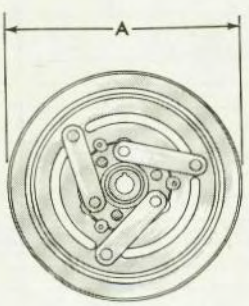

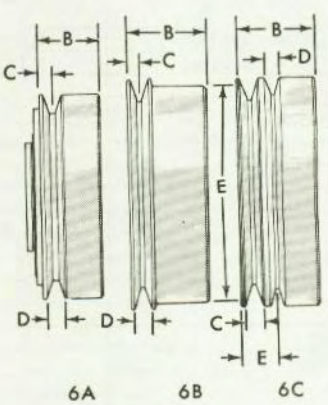

TYPE-6A 6B AND 6C

P-6828

AIR CONDITIONING CLUTCH PULLEYS

(See Chart Next Page)

HALPERT_AUCTIONS

2884 CLUTCH and PULLEY - AIR CONDITIONER COMPRESSOR - continued Also refer to group 8678

A/C CLUTCH IDENTIFICATION CHART

For Model Application see Page 27

TYPE	A	B	C	D	E	NO. SHEAVES	VENDOR	STAMPED NO.	REMARKS	PART NUMBER
2A	6 3/4	2 5/16	5/16	3/8		1	E	B8AA 2981-A	Has integral field-use w/C0AE 2979-A	C0AZ 2884-D (YB-54)
2B	6 3/4	1 3/4	3/8	1/2	5 5/16	1	E	C7AA 2981-C	Has integral field-use w/C8SZ 2979-A	C7AZ 2884-C (YB-73)
2B	6 3/4	1 7/8	7/16	1/2	6 1/16	1	E	C3AA 2981-A C3AA 2981-A1	Has integral field-use w/C8SZ 2979-A	C3AZ 2884-A
2B	6 3/4	2 1/4	3/8	1/2	6 3/8	1	E	C2AA 2981-A C2AA 2981-A1	Used on 1967 Ford-has integral field-use w/ C8SZ 2979-A	★‡C2AZ 2884-A r/b C8OZ 2884-B
2C	6 1/4	1 1/2	1/2	1/2	1 3/16	2	E	C7AA 2981-B	Has integral field-use w/ C8SZ 2979-A	C7AZ 2884-B
2C	6 3/4	1 7/8	3/8	3/8	1 7/16	2	E	C9OA 2981-F	Has integral field-use w/C8SZ 2979-A	C9OZ 2884-C (YB-83)
2C	6 3/4	2 5/16	1/2	3/8	1 1/16	2	E	C4DA 2981-B C4DA 2981-B1	Has integral field-use w/C8SZ 2979-A	★‡C4DZ 2884-A (YB-59) r/b ▲C8OZ 2884-G
3A	5 7/8	1 5/8	3/8	1/2		1	E	C8VA 2981-A	Has integral field-use w/C8SZ 2979-A	C8VZ 2884-A
3A	6	1 5/8	3/8	1/2		1	E	C9AA 2981-H	Has integral field-use w/ C8SZ 2979-A	C9AZ 2884-C
3A	6	1 13/16	3/8	1/2		1	E	C7AA 2981-D	Has integral field-use w/C8SZ 2979-A	★C8AZ 2884-A r/b C9AZ 2884-F
3A	6 1/16	1 13/16	3/8	1/2		1	E	C5AA 2981-A	Used on 1965/67 Ford-has integral field-use w/C8SZ 2979-A	★C5AZ 2884-A (YB-65) Not replaced
3A	6 1/16	1 13/16	3/8	1/2		1	E	C9AJ 2981-A	Used on 1969 Ford-has integral field-use w/C8SZ 2979-A	C9AZ 2884-F (YB-33)
3A	6 3/16	2 3/8	3/8	1/2		1	E	C5AA 2981-B	Has integral field-use w/C8SZ 2979-A	★C5AZ 2884-B r/b C9TZ 2884-A
3A	6 5/16	2 5/16	3/8	1/2		1	E	C9TA 2981-A	Has integral field-use w/C8SZ 2979-A	C9TZ 2884-A
3B	6 5/16	2 1/16	3/8	1/2	6	1	E	C7AA 2981-F C9AA 2981-F	Has integral field-use w/ C8SZ 2979-A	C9AZ 2884-A
4A	6 7/8	2 1/8	3/8	1/2		1	W	C2AA 2981-C	Has wire and field assy.	★C2AZ 2884-C (YB-27) r/b ▲C8OZ 2884-G
4A	6 7/8	1 7/16	7/16	1/2		1	W	C3AA 2981-B	Less field-use w/C3SZ 2987-A	★C3AZ 2884-B (YB-57) r/b ▲C3AZ 2884-C
4C	6 7/8	1 3/4	1/2	3/8	11/16	2	W	C7OA 2981-A	Less field-use w/C7AZ 2987-A	C7OZ 2884-A (YB-74)
4C	6 7/8	2	1/2	3/8	1	2	W	C4DA 2981-C	Less field-use w/C3SZ 2987-A	C5DZ 2884-A (YB-66)
4C	6 7/8	2 1/16	1/2	3/8	1 1/16	2	W	C7ZA 2981-C	Less field-use w/C7AZ 2987-A	C7ZZ 2884-B (YB-76)
5A	6	1 3/8	3/8	1/2			P	C9AA 2981-E	Less field-use w/C9AZ 2987-A	★C9AZ 2884-E
5A	5 5/16	1 3/8	3/8	1/2		1	G	C9AA 2981-E1		r/b▲C9AZ 2884-K
5A	5 5/16	1 3/8	3/8	1/2		1	P	C9AA 2981-E2, D0VA 2981-A		
5A	5 5/16	1 3/8	3/8	1/2		1	P	D2OA 2981-CA		
5A	6 3/4	1 5/8	7/16	1/2		1	P	C4OA 2981-A	Less field-use w/C4AZ 2987-A	★C4OZ 2884-A r/b▲C3AZ 2884-C
5B	6	1 1/4	3/8	1/2	5	1		D22A 2981-AA	Less field-use w/D2FZ 2987-A	D2FZ 2884-A (YB-37)
5B	6 1/4	5/8	5/16	1/2	6	1	P	C7AA 2981-G	Less field-use w/C8AZ 2987-D	★C8AZ 2884-E (YB-48) r/b ▲C9AZ 2884-H

E - Eaton G - GPD P - Pitts W - Warner ‡ Production alternates

▲ Clutch and pulley kit - refer to group 2884 page 33 for contents of kit

COPYRIGHT © 1975 — FORD MOTOR COMPANY — DEARBORN, MICHIGAN

FINAL ISSUE

HALPERT_AUCTIONS

2884 CLUTCH and PULLEY - AIR CONDITIONER COMPRESSOR - continued - Also refer to group 8678

A/C CLUTCH IDENTIFICATION CHART

TYPE	A	B	C	D	E	NO. SHEAVES	VENDOR	STAMPED NO.	REMARKS	PART NUMBER
5B	6 3/8	1 11/16	3/8	1/2	5 3/16	1	P	C9AA 2981-D	Less field-use w/C9AZ 2987-A	C9AZ 2884-D
5B	6 5/16	1 1/2	3/8	1/2	5 3/16	1	G	C9AA 2981-D1		
5B	6 5/16	1 1/2	3/8	1/2	5 3/16	1	P	C9AA 2981-D2		
5B	6 5/16	1 11/16	3/8	1/2	5 1/8	1	P	D1OA 2981-AA	Less field-use w/C9AZ 2987-A	D1OZ 2884-A (YB-19)
							G	D1OA 2981-A1A		
							G	D1OA 2981-A1B		
							P	D1OA 2981-A2A		
							P	D1OA 2981-A2B		
							G	D2ZA 2981-A1A		
							P	D2ZA 2981-A1B		
							P	D2ZA 2981-A2A		
5B	6 5/16	1 11/16	3/8	1/2	5 1/8	1		D1ZA 2981-AA	Less field-use w/C9AZ 2987-A	★D1ZZ 2884-A r/b D1OZ 2884-A
5B	6 5/16	1 11/16	3/8	1/2	5 1/8	1	P	D1AA 2981-AA	Less field-use w/C9AZ 2987-A	D1AZ 2884-A (YB-18)
							G	D1AA 2981-A1A		
							G	D1AA 2981-A1B		
							P	D1AA 2981-A2A		
							P	D1AA 2981-A2B		
							G	D2AA 2981-A1A		
							P	D2AA 2981-A1B		
							P	D2AA 2981-A2A		
5B	6 5/16	1 11/16	3/8	1/2	5 1/8	1	P	D2OA 2981-AA	Less field-use w/C9AZ 2987-A	D2OZ 2884-A (YB-38)
							G	D2OA 2981-A1A		
							G	D2OA 2981-A1B		
							P	D2OA 2981-A1C		
							P	D2OA 2981-A2A		
							P	D2OA 2981-A2B		
5B	6 11/16	1 5/8	3/8	1/2	6	1	P	C7SA 2981-B	Less field-use w/C4AZ 2987-A	C7AZ 2884-D
5B	6 11/16	2 1/8	3/8	1/2	6 3/8	1	P	C4AA 2981-A	Less field-use w/C6AZ 2987-A	C6AZ 2884-A
5B	6 11/16	1 5/8	3/8	1/2	6	1	P	C7AA 2981-J	Less field-use w/C8AZ 2987-C	C8AZ 2884-F
5C	6 1/4	1 7/16	3/8	3/8	1	2	P	C9OA 2981-E	Less field-use w/C9AZ 2987-A	C9OZ 2884-B (YB-34)
5C	6 5/16	1 3/8	3/8	3/8	1 1/16	2	P	D2OA 2981-BA	Less field-use w/C9AZ 2987-A	D2OZ 2884-B (YB-39)
5C	6 11/16	1 7/16	1/2	3/8	1 1/8	2	P	C5OA 2981-A1	Less field-use w/C4AZ 2987-A	C6OZ 2884-A (YB-72)
5C	6 3/4	1 7/16	3/8	3/8	1 1/8	2	P	C8OA 2981-A	Less field-use w/C8AZ 2987-C	C8OZ 2884-A (YB-49)
6B	6 3/4	1 7/8	7/16	1/2	6 1/16	1	E	C3AA 2981-A2	Has integral field-use w/C8SZ 2979-A	C3AZ 2884-A
6B	6 3/4	2 1/4	3/8	1/2	6 3/8	1	E	C2AA 2981-A2	Has integral field-use w/C8SZ 2979-A	★‡ C2AZ 2884-A r/b C8OZ 2884-B
6B	6 3/4	2	5/8	1/2	6	1	E	C7AA 2981-H	Has integral field-use w/C8SZ 2979-A	C9AZ 2884-B
6B	6 3/4	2 1/16	3/8	1/2	6	1	E	C7SA 2981-A	Has integral field-use w/C8SZ 2979-A	C9AZ 2884-B
6B	6 3/4	2 1/16	5/8	1/2	6	1	E	C9AA 2981-G	Has integral field-use w/C8SZ 2979-A	C9AZ 2884-B
6B	6 3/4	2 1/4	3/8	1/2	6 3/8	1	E	C7OA 2981-F	Used on 1968 Fairlane-has integral field-use w/C8SZ 2979-A	C8OZ 2884-B
6C	6 1/8	1 7/8	3/8	3/8	1 3/8	2		C9RJ 2981-A	Has integral field-use w/C8SZ 2979-A	★C9RZ 2884-A r/b▲C9AZ 2884-L
6C	6 3/4	2 5/16	1/2	3/8	1 1/16	2	E	C4DA 2981-B2	Has integral field-use w/C8SZ 2979-A	★‡ C4DZ 2884-A (YB-59) r/b ▲C8OZ 2884-G
6C	7	1 1/2	1/2	3/8	1 1/16	2	E	C7OA 2981-B	Has integral field-use w/C8SZ 2979-A	C7OZ 2884-B (YB-75)
							F		Less field-use w/D1VY 2987-A field and D1VY 19D653-A pulley	D1VY 2884-A (YB-36)

E - Eaton F - Frigidaire G - GPD P - Pitts ‡ Production alternates

▲ Clutch and pulley kit - refer to group 2884 page 33 for contents of kit

HALPERT_AUCTIONS

2884 CLUTCH and PULLEY - AIR CONDITIONER COMPRESSOR - continued - Also refer to group 8678

MODEL APPLICATION

For illustration of Air Conditioning Clutch Pulleys see Page 22 . For Cross Reference Chart Refer to Page 21.

YEAR	MODEL	REMARKS	TYPE †	STAMPED IDENTIFICATION	USE WITH -	PART NUMBER
	- A -					
65/66	A(6 cyl.)		4A	C2AA 2981-C		★C2AZ 2884-C (YB-27) r/b ▲C8OZ 2884-G
	A(6 cyl.)		2B 2B 6B	C2AA 2981-A, C2AA 2981-A1, C2AA 2981-A2	C8SZ 2979-A, C8SZ 2979-A, C8SZ 2979-A	★C2AZ 2884-A r/b C8OZ 2884-B
	A(6 cyl.)		3A	C5AA 2981-A	C8SZ 2979-A	C5AZ 2884-A (YB-65)
	A(8 cyl. 260, 289)		2B 2B 6B	C3AA 2981-A, C3AA 2981-A1, C3AA 2981-A2	C8SZ 2979-A, C8SZ 2979-A, C8SZ 2979-A	C3AZ 2884-A
	A(8 cyl. 260, 289)		4A	C3AA 2981-B	C3SZ 2987-A	★C3AZ 2884-B (YB-57) r/b▲C3AZ 2884-C
	A(8 cyl. 289)		3A	C5AA 2981-B	C8SZ 2979-A	★C5AZ 2884-B r/b C9TZ 2884-A
	A(8 cyl. 352, 390)		4A	C2AA 2981-C		★C2AZ 2884-C (YB-27) r/b ▲C8OZ 2884-G
	A(8 cyl. 352, 390)		2B 2B 6B	C2AA 2981-A, C2AA 2981-A1, C2AA 2981-A2	C8SZ 2979-A, C8SZ 2979-A, C8SZ 2979-A	★C2AZ 2884-A r/b C8OZ 2884-B
	A(8 cyl. 352, 390)-1966		5B	C4AA 2981-A	C6AZ 2987-A	C6AZ 2884-A
	A		2A	B8AA 2981-A	C0AE 2979-A	C0AZ 2884-D (YB-54)
67	A(6 cyl.)		3A	C5AA 2981-A	C8SZ 2979-A	C5AZ 2884-A (YB-65)
	A(6 cyl.)		2C	C7AA 2981-B	C8SZ 2979-A	C7AZ 2884-B
	A(8 cyl. 289)		2B 2B 6B	C3AA 2981-A, C3AA 2981-A1, C3AA 2981-A2	C8SZ 2979-A, C8SZ 2979-A, C8SZ 2979-A	C3AZ 2884-A
	A(8 cyl. 289)		4A	C3AA 2981-B	C3SZ 2987-A	★C3AZ 2884-B (YB-57) r/b ▲C3AZ 2884-C
	A(8 cyl. 289)		3A	C5AA 2981-B	C8SZ 2979-A	★C5AZ 2884-B r/b C9TZ 2884-A
	A(8 cyl. 289)		2C	C7AA 2981-B	C8SZ 2979-A	C7AZ 2884-B
	A(8 cyl. 289)		3B 3B	C7AA 2981-F, C9AA 2981-F	C8SZ 2979-A, C8SZ 2979-A	C9AZ 2884-A
	A(8 cyl. 390)		6B 6B 6B	C7AA 2981-H, C7SA 2981-A, C9AA 2981-G	C8SZ 2979-A, C8SZ 2979-A, C8SZ 2979-A	C9AZ 2884-B
	A(8 cyl. 390, 428)		2B	C7AA 2981-C	C8SZ 2979-A	C7AZ 2884-C (YB-73)
	A(8 cyl. 390, 428)		5B	C7SA 2981-B	C4AZ 2987-A	C7AZ 2884-D
	A(8 cyl.428)-exc.428 P/C		6B 6B 6B	C7AA 2981-H, C7SZ 2981-A, C9AA 2981-G	C8SZ 2979-A, C8SZ 2979-A, C8SZ 2979-A	C9AZ 2884-B
	A(exc. 8 cyl. 428 P/C)		2B 2B 6B	C2AA 2981-A, C2AA 2981-A1 C2AA 2981-A2	C8SZ 2979-A, C8SZ 2979-A C8SZ 2979-A	★C2AZ 2884-A r/b C8OZ 2884-B
	A(8 cyl. 428 P/C) "Before 3/15/67"		2B 2B 6B	C2AA 2981-A, C2AA 2981-A1, C2AA 2981-A2	C8SZ 2979-A, C8SZ 2979-A, C8SZ 2979-A	★C2AZ 2884-A r/b C8OZ 2884-B
	A(8 cyl. 428 P/C) "From 3/15/67"		6B 6B 6B	C7AA 2981-H, C7SA 2981-A, C9AA 2981-G	C8SZ 2979-A, C8SZ 2979-A, C8SZ 2979-A	C9AZ 2884-B

† See Illustration Page 22

▲ Clutch and pulley kit - refer to group 2884 page 33 for contents of kit

COPYRIGHT © 1975 — FORD MOTOR COMPANY — DEARBORN, MICHIGAN

FINAL ISSUE

HALPERT_AUCTIONS

2884 CLUTCH and PULLEY - AIR CONDITIONER COMPRESSOR - continued - Also refer to group 8678

MODEL APPLICATION

YEAR	MODEL	REMARKS	TYPE †	STAMPED IDENTIFICATION	USE WITH -	PART NUMBER
	- A -					
67	A(8 cyl. 428 P/C) "Before 3/15/67"		5B	C4AA 2981-A	C6AZ 2987-A	C6AZ 2884-A
	A(8 cyl. 428 P/C) "From 3/15/67"		5B	C7SA 2981-B	C4AZ 2987-A	C7AZ 2884-D
	A		2A	B8AA 2981-A	C0AE 2979-A	C0AZ 2884-D (YB-54)
68	A(6 cyl.)		3A	C7AA 2981-D	C8SZ 2979-A	★C8AZ 2884-A r/b C9AZ 2884-F
	A(8 cyl. 289, 302)		3B	C7AA 2981-F,	C8SZ 2979-A,	C9AZ 2884-A
			3B	C9AA 2981-F	C8SZ 2979-A	
	A(8 cyl. 289, 302)		5B	C7AA 2981-G	C8AZ 2987-D	★C8AZ 2884-E (YB-48) r/b ▲C9AZ 2884-H
	A(8 cyl. 390, 428)		6B	C7AA 2981-H,	C8SZ 2979-A,	C9AZ 2884-B
			6B	C7SA 2981-A,	C8SZ 2979-A,	
			6B	C9AA 2981-G	C8SZ 2979-A	
	A(8 cyl. 390, 428)		5B	C7AA 2981-J	C8AZ 2987-C	C8AZ 2884-F
69	A(6 cyl.)		3A	C9AJ 2981-A	C8SZ 2979-A	C9AZ 2884-F (YB-33)
	A(8 cyl. 302, 390)		3B	C7AA 2981-F,	C8SZ 2979-A,	C9AZ 2884-A
			3B	C9AA 2981-F	C8SZ 2979-A	
	A(8 cyl. 302, 351, 390)		5B	C9AA 2981-D,	C9AZ 2987-A,	C9AZ 2884-D
			5B	C9AA 2881-D1,	C9AZ 2987-A,	
			5B	C9AA 2981-D2	C9AZ 2987-A	
	A(8 cyl. 428)		6B	C7AA 2981-H,	C8SZ 2979-A,	C9AZ 2884-B
			6B	C7SA 2981-A,	C8SZ 2979-A,	
			6B	C9AA 2981-G	C8SZ 2979-A	
	A(8 cyl. 428)		5B	C7AA 2981-J	C8AZ 2987-C	C8AZ 2884-F
	A(8 cyl. 429)		3A	C9AA 2981-H	C8SZ 2979-A	C9AZ 2884-C
70	A(6 cyl.)		3A	C9AJ 2981-A	C8SZ 2979-A	C9AZ 2884-F (YB-33)
	A(8 cyl. 302, 390, 428)		5B	C9AA 2981-D,	C9AZ 2987-A,	C9AZ 2884-D
			5B	C9AA 2981-D1,	C9AZ 2987-A,	
			5B	C9AA 2981-D2	C9AZ 2987-A	
	A(8 cyl. 351)	Engine tag code-W	5B	C9AA 2981-D,	C9AZ 2987-A,	C9AZ 2884-D
			5B	C9AA 2981-D1,	C9AZ 2987-A,	
			5B	C9AA 2981-D2	C9AZ 2987-A	
	A(8 cyl. 429)		5A	C9AA 2981-E,	C9AZ 2987-A,	★C9AZ 2884-E
			5A	C9AA 2981-E1,	C9AZ 2987-A,	r/b▲C9AZ 2884-K
			5A	C9AA 2981-E2	C9AZ 2987-A	
			5A	D0VA 2981-A	C9AZ 2987-A	
			5A	D2OA 2981-CA	C9AZ 2987-A	
71	A(6 cyl.)		3A	C9AJ 2981-A	C8SZ 2979-A	C9AZ 2884-F (YB-33)
	A(8 cyl. 302, 390)		5B	C9AA 2981-D,	C9AZ 2987-A,	C9AZ 2884-D
			5B	C9AA 2981-D1,	C9AZ 2987-A,	
			5B	C9AA 2981-D2	C9AZ 2987-A	
	A(8 cyl. 351, 400)	Includes rubber dampener	5B	D1AA 2981-AA,	C9AZ 2987-A,	D1AZ 2884-A (YB-18)
			5B	D1AA 2981-A1A,	C9AZ 2987-A,	
			5B	D1AA 2981-A1B,	C9AZ 2987-A,	
			5B	D1AA 2981-A2A,	C9AZ 2987-A,	
			5B	D1AA 2981-A2B,	C9AZ 2987-A,	
			5B	D2AA 2981-A1A	C9AZ 2987-A,	
			5B	D2AA 2981-A1B,	C9AZ 2987-A,	
			5B	D2AA 2981-A2A	C9AZ 2987-A	
	A(8 cyl. 429)		5A	C9AA 2981-E,	C9AZ 2987-A,	★C9AZ 2884-E
			5A	C9AA 2981-E1,	C9AZ 2987-A,	r/b▲C9AZ 2884-K
			5A	C9AA 2981-E2,	C9AZ 2987-A,	
			5A	D0VA 2981-A	C9AZ 2987-A	
			5A	D2OA 2981-CA	C9AZ 2987-A	

† See Illustration Page 22 ▲ Clutch and pulley kit - refer to group 2884 page 33 for contents of kit

HALPERT_AUCTIONS

2884 CLUTCH and PULLEY - AIR CONDITIONER COMPRESSOR - continued - Also refer to group 8678

MODEL APPLICATION

YEAR	MODEL	REMARKS	TYPE †	STAMPED IDENTIFICATION	USE WITH -	PART NUMBER
	- A -					
72	A(6 cyl.)	Use w/ integral A/C	3A	C9AJ 2981-A	C8SZ 2979-A	C9AZ 2884-F (YB-33)
	A(8 cyl. 302)	Use w/ integral A/C	5B	C9AA 2981-D,	C9AZ 2987-A,	C9AZ 2884-D
			5B	C9AA 2981-D1,	C9AZ 2987-A,	
			5B	C9AA 2981-D2	C9AZ 2987-A	
	A(8 cyl. 351,400)	Use w/ integral A/C Includes rubber dampner	5B	D1AA 2981-AA,	C9AZ 2987-A,	D1AZ 2884-A (YB-18)
			5B	D1AA 2981-A1A,	C9AZ 2987-A,	
			5B	D1AA 2981-A1B,	C9AZ 2987-A,	
			5B	D1AA 2981-A2A,	C9AZ 2987-A,	
			5B	D1AA 2981-A2B,	C9AZ 2987-A,	
			5B	D2AA 2981-A1A,	C9AZ 2987-A,	
			5B	D2AA 2981-A1B,	C9AZ 2987-A,	
			5B	D2AA 2981-A2A	C9AZ 2987-A	
	A(8 cyl. 429)	Use w/ integral A/C	5A	C9AA 2981-E,	C9AZ 2987-A,	★C9AZ 2884-E r/b▲C9AZ 2884-K
			5A	C9AA 2981-E1,	C9AZ 2987-A,	
			5A	C9AA 2981-E2,	C9AZ 2987-A,	
			5A	D0VA 2981-A ,	C9AZ 2987-A ,	
			5A	D2OA 2981-CA	C9AZ 2987-A	
	A	Use w/ hang-on A/C	6C	C9RJ 2981-A	C8SZ 2979-A	★C9RZ 2884-A r/b▲C9AZ 2884-L
	- B -					
65	B(6 cyl. & 8 cyl.)		2B	C3AA 2981-A,	C8SZ 2979-A,	C3AZ 2884-A
			2B	C3AA 2981-A1,	C8SZ 2979-A,	
			6B	C3AA 2981-A2	C8SZ 2979-A	
	B(6 cyl. & 8 cyl.)		4A	C3AA 2981-B	C3SZ 2987-A	★C3AZ 2884-B (YB-57) r/b▲C3AZ 2884-C
	B(6 cyl. & 8 cyl.)		5A	C4OA 2981-A	C4AZ 2987-A	★C4OZ 2884-A r/b ▲C3AZ 2884-C
	B(8 cyl. 289)		2B	C2AA 2981-A,	C8SZ 2979-A,	★C2AZ 2884-A r/b C8OZ 2884-B
			2B	C2AA 2981-A1,	C8SZ 2979-A,	
			6B	C2AA 2981-A2	C8SZ 2979-A	
	B(8 cyl. 289)		4A	C2AA 2981-C		★C2AZ 2884-C (YB-27) r/b▲C8OZ 2884-G
66	B(6 cyl.)		5C	C5OA 2981-A1	C4AZ 2987-A	C6OZ 2884-A (YB-72)
	B(8 cyl. 289)		3A	C5AA 2981-B	C8SZ 2979-A	★C5AZ 2884-B r/b C9TZ 2884-A
	B(8 cyl. 289)		4A	C2AA 2981-C		★C2AZ 2884-C (YB-27) r/b▲C8OZ 2884-G
	B(8 cyl. 289)		2B	C2AA 2981-A,	C8SZ 2979-A,	★C2AZ 2884-A r/b C8OZ 2884-B
			2B	C2AA 2981-A1,	C8SZ 2979-A,	
			6B	C2AA 2981-A2	C8SZ 2979-A	
	B(8 cyl. 390)		5B	C4AA 2981-A	C6AZ 2987-A	C6AZ 2884-A
67	B(6 cyl.)		3C	C7AA 2981-B	C8SZ 2979-A	C7AZ 2884-B
	B(6 cyl.)		6C	C7OA 2981-B	C8SZ 2979-A	C7OZ 2884-B (YB-75)
	B(6 cyl.)		5C	C5OA 2981-A1	C4AZ 2987-A	C6OZ 2884-A (YB-72)
	B(6 cyl.)		4C	C7OA 2981-A	C7AZ 2987-A	C7OZ 2884-A (YB-74)
	B(8 cyl. 289)		3A	C5AA 2981-B	C8SZ 2979-A	★C5AZ 2884-B r/b C9TZ 2884-A
	B(8 cyl. 289)		2B	C2AA 2981-A,	C8SZ 2979-A,	★C2AZ 2884-A r/b C8OZ 2884-B
			2B	C2AA 2981-A1,	C8SZ 2979-A,	
			6B	C2AA 2981-A2	C8SZ 2979-A	

† See Illustration Page 22

▲ Clutch and pulley kit - refer to group 2884 Page 33 for contents of kit

COPYRIGHT © 1975 — FORD MOTOR COMPANY — DEARBORN, MICHIGAN

HALPERT_AUCTIONS

2884 CLUTCH and PULLEY - AIR CONDITIONER COMPRESSOR - continued - Also refer to group 8678

MODEL APPLICATION

YEAR	MODEL	REMARKS	TYPE †	STAMPED IDENTIFICATION	USE WITH -	PART NUMBER
	- B -					
67	B(8 cyl. 289)		2C	C7AA 2981-B	C8SZ 2979-A	C7AZ 2884-B
	B(8 cyl. 289)		3B	C7AA 2981-F,	C8SZ 2979-A,	C9AZ 2884-A
			3B	C9AA 2981-F	C8SZ 2979-A	
	B(8 cyl. 390)		2B	C2AA 2981-A,	C8SZ 2979-A,	★C2AZ 2884-A
			2B	C2AA 2981-A1,	C8SZ 2979-A,	r/b C8OZ 2884-B
			6B	C2AA 2981-A2	C8SZ 2979-A	
	B(8 cyl. 390)		2B	C7AA 2981-C	C8SZ 2979-A	C7AZ 2884-C (YB-73)
68	B(6 cyl.)		5C	C8OA 2981-A	C8AZ 2987-C	C8OZ 2884-A (YB-49)
	B(8 cyl. 289, 302)		3B	C7AA 2981-F,	C8SZ 2979-A,	C9AZ 2884-A
			3B	C9AA 2981-F	C8SZ 2979-A	
	B(8 cyl. 289, 302)		5B	C7AA 2981-G	C8AZ 2987-D	★C8AZ 2884-E (YB-48) r/b▲C9AZ 2884-H
	B(8 cyl. 390) "Before 12/1/67"		6B	C7OA 2981-F	C8SZ 2979-A	C8OZ 2884-B
	B(8 cyl. 390) "From 12/1/67"		6B	C7AA 2981-H,	C8SZ 2979-A,	C9AZ 2884-B
			6B	C7SA 2981-A,	C8SZ 2979-A,	
			6B	C9AA 2981-G	C8SZ 2979-A	
	B(8 cyl. 390)		5B	C7AA 2981-J	C8AZ 2987-C	C8AZ 2884-F
	B(8 cyl. 390, 428)		6B	C7AA 2981-H,	C8SZ 2979-A,	C9AZ 2884-B
			6B	C7SA 2981-A,	C8SZ 2979-A,	
			6B	C9AA 2981-G	C8SZ 2979-A	
69	B(6 cyl.		5C	C9OA 2981-E	C9AZ 2987-A	C9OZ 2884-B (YB-34)
	B(8 cyl. 302, 351)		3B	C7AA 2981-F,	C8SZ 2979-A,	C9AZ 2884-A
			3B	C9AA 2981-F	C8SZ 2979-A	
	B(8 cyl. 302, 351)		5B	C9AA 2981-D,	C9AZ 2987-A,	C9AZ 2884-D
			5B	C9AA 2981-D1,	C9AZ 2987-A,	
			5B	C9AA 2981-D2	C9AZ 2987-A	
	B(8 cyl. 390, 428)		6B	C7AA 2981-H,	C8SZ 2979-A,	C9AZ 2884-B
			6B	C7SA 2981-A,	C8SZ 2979-A,	
			6B	C9AA 2981-G	C8SZ 2979-A	
	B(8 cyl. 390, 428)		5B	C7AA 2981-J	C8AZ 2987-C	C8AZ 2884-F
70	B(6 cyl.)-exc. 65, 66, 71		5A	C9AA 2981-E,	C9AZ 2987-A,	★C9AZ 2884-E
			5A	C9AA 2981-E1,	C9AZ 2987-A,	r/b▲C9AZ 2884-K
			5A	C9AA 2981-E2,	C9AZ 2987-A,	
			5A	D0VA 2981-A,	C9AZ 2987-A,	
			5A	D2OA 2981-CA	C9AZ 2987-A	
	B(8 cyl. 302, 351)		5B	C9AA 2981-D,	C9AZ 2987-A,	C9AZ 2884-D
			5B	C9AA 2981-D1,	C9AZ 2987-A,	
			5B	C9AA 2981-D2	C9AZ 2987-A	
	B(8 cyl. 302, 351)		3B	C7AA 2981-F,	C8SZ 2979-A,	C9AZ 2884-A
			3B	C9AA 2981-F	C8SZ 2979-A	
	B(8 cyl. 429)		5A	C9AA 2981-E,	C9AZ 2987-A,	★C9AZ 2884-E
			5A	C9AA 2981-E1,	C9AZ 2987-A,	r/b▲C9AZ 2884-K
			5A	C9AA 2981-E2,	C9AZ 2987-A,	
			5A	D0VA 2981-A,	C9AZ 2987-A,	
			5A	D2OA 2981-CA	C9AZ 2987-A	
71	B(6 cyl.)		5C	C9OA 2981-E	C9AZ 2987-A	C9OZ 2884-B (YB-34)
	B(8 cyl. 302, 351) "Before 11/23/70"		5B	C9AA 2981-D,	C9AZ 2987-A,	C9AZ 2884-D
			5B	C9AA 2981-D1,	C9AZ 2987-A,	
			5B	C9AA 2981-D2	C9AZ 2987-A	
	B(8 cyl. 302, 351) "From 11/23/70"		5B	D1OA 2981-AA,	C9AZ 2987-A,	D1OZ 2884-A (YB-19)
			5B	D1OA 2981-A1A,	C9AZ 2987-A,	
			5B	D1OA 2981-A1B,	C9AZ 2987-A,	
			5B	D1OA 2981-A2A,	C9AZ 2987-A,	
			5B	D1OA 2981-A2B,	C9AZ 2987-A,	
			5B	D2ZA 2981-A1A,	C9AZ 2987-A,	
			5B	D2ZA 2981-A1B,	C9AZ 2987-A,	
			5B	D2ZA 2981-A2A	C9AZ 2987-A	

† See Illustration Page 22 ▲ Clutch and pulley kit - refer to group 2884 page 33 for contents of kit

HALPERT_AUCTIONS

2884 CLUTCH and PULLEY - AIR CONDITIONER COMPRESSOR - continued - Also refer to group 8678

MODEL APPLICATION

YEAR	MODEL	REMARKS	TYPE †	STAMPED IDENTIFICATION	USE WITH -	PART NUMBER
	- B -					
71	B(8 cyl. 429)		5A	C9AA 2981-E,	C9AZ 2987-A,	★C9AZ 2884-E
			5A	C9AA 2981-E1,	C9AZ 2987-A,	r/b▲C9AZ 2884-K
			5A	C9AA 2981-E2,	C9AZ 2987-A,	
			5A	D0VA 2981-A,	C9AZ 2987-A,	
			5A	D2OA 2981-CA	C9AZ 2987-A	
72	B(53,63,65)-6 cyl.	Use w/ integral A/C	5C	D2OA 2981-BA	C9AZ 2987-A	D2OZ 2884-B (YB-39)
	B(71,97)-6 cyl.	Use w/ integral A/C	5C	C9OA 2981-E	C9AZ 2987-A	C9OZ 2884-B (YB-34)
	B(8 cyl.302,351,400)	Use w/ integral A/C	5B	D2OA 2981-AA,	C9AZ 2987-A,	D2OZ 2884-A (YB-38)
			5B	D2OA 2981-A1A,	C9AZ 2987-A,	
			5B	D2OA 2981-A1B,	C9AZ 2987-A,	
			5B	D2OA 2981-A1C,	C9AZ 2987-A,	
			5B	D2OA 2981-A2A,	C9AZ 2987-A,	
			5B	D2OA 2981-A2B	C9AZ 2987-A	
	B(8 cyl.429)	Use w/ integral A/C	5A	C9AA 2981-E,	C9AZ 2987-A,	★C9AZ 2884-E
			5A	C9AA 2981-E1,	C9AZ 2987-A,	r/b▲C9AZ 2884-K
			5A	C9AA 2981-E2,	C9AZ 2987-A,	
			5A	D0VA 2981-A,	C9AZ 2987-A,	
			5A	D2OA 2981-CA	C9AZ 2987-A	
	B	Use w/hang-on A/C	6C	C9RJ 2981-A	C8SZ 2979-A	★C9RZ 2884-A r/b▲C9AZ 2884-L
	- F -					
65/66	F(6 cyl.)		2C	C4DA 2981-B,	C8SZ 2979-A,	★C4DZ 2884-A (YB-59)
			6C	C4DA 2981-B2,	C8SZ 2979-A,	
			2C	C4DA 2981-B1	C8SZ 2979-A	r/b▲C8OZ 2884-G
	F(6 cyl.)		4C	C4DA 2981-C	C3SZ 2987-A	C5DZ 2884-A
	F(8 cyl. 260, 289)		2B	C3AA 2981-A,	C8SZ 2979-A,	C3AZ 2884-A
			2B	C3AA 2981-A1,	C8SZ 2979-A,	
			6B	C3AA 2981-A2	C8SZ 2979-A	
	F(8 cyl. 260,289)-1965		5A	C4OA 2981-A	C4AZ 2987-A	★C4OZ 2884-A r/b▲C3AZ 2884-C
	F(8 cyl. 260, 289)-1965		4A	C3AA 2981-B	C3SZ 2987-A	★C3AZ 2884-B (YB-57) r/b▲C3AZ 2884-C
	F(8 cyl. 260, 289)		4A	C2AA 2981-C		★C2AZ 2884-C (YB-27) r/b▲C8OZ 2884-G
	F(8 cyl. 289)		2B	C2AA 2981-A,	C8SZ 2979-A,	★C2AZ 2884-A
			2B	C2AA 2981-A1,	C8SZ 2979-A,	r/b C8OZ 2884-B
			6B	C2AA 2981-A2	C8SZ 2979-A	
	F(8 cyl. 390)-1966		5B	C4AA 2981-A	C6AZ 2987-A	C6AZ 2884-A
67	F(6 cyl.)		2C	C7AA 2981-B	C8SZ 2979-A	C7AZ 2884-B
	F(6 cyl.)		6C	C7OA 2981-B	C8SZ 2979-A	C7OZ 2884-B (YB-75)
	F(6 cyl.)		2C	C4DA 2981-B,	C8SZ 2979-A,	★C4DZ 2884-A (YB-59)
			2C	C4DA 2981-B1,	C8SZ 2979-A,	
			6C	C4DA 2981-B2	C8SZ 2979-A	r/b▲C8OZ 2884-G
	F(6 cyl.)		4C	C7ZA 2981-C	C7AZ 2987-A	C7ZZ 2884-B (YB-76)
	F(exc. GT 350)-8 cyl. 289		2C	C7AA 2981-B	C8SZ 2979-A	C7AZ 2884-B
	F(exc. GT 350)-8 cyl. 289		3B	C7AA 2981-F,	C8SZ 2979-A,	C9AZ 2884-A
			3B	C9AA 2981-F	C8SZ 2979-A	
	F(exc. GT 350)-8 cyl. 289		2B	C2AA 2981-A,	C8SZ 2979-A,	★C2AZ 2884-A
			2B	C2AA 2981-A1,	C8SZ 2979-A,	r/b C8OZ 2884-B
			6B	C2AA 2981-A2	C8SZ 2979-A	
	F(GT 350)-8 cyl. 289	Painted aluminum	5B	C7SA 2981-B	C4AZ 2987-A	C7AZ 2884-D
	F (8 cyl. 390)		6B	C7AA 2981-H,	C8SZ 2979-A,	C9AZ 2884-B
			6B	C7SA 2981-A,	C8SZ 2979-A,	
			6B	C9AA 2981-G	C8SZ 2979-A	

† See Illustration Page 22

▲ Clutch and pulley kit - refer to group 2884 page 33 for contents of kit

COPYRIGHT © 1975 — FORD MOTOR COMPANY — DEARBORN, MICHIGAN

FINAL ISSUE

HALPERT_AUCTIONS

2884 CLUTCH and PULLEY - AIR CONDITIONER COMPRESSOR - continued - Also refer to group 8678

MODEL APPLICATION

YEAR	MODEL	REMARKS	TYPE †	STAMPED IDENTIFICATION	USE WITH -	PART NUMBER
	- F -					
67	F (8 cyl. 390)		2B	C2AA 2981-A,	C8SZ 2979-A,	★C2AZ 2884-A
			2B	C2AA 2981-A1,	C8SZ 2979-A,	r/b C8OZ 2884-B
			6B	C2AA 2981-A2	C8SZ 2979-A	
	F(8 cyl. 390)		2B	C7AA 2981-C	C8SZ 2979-A	C7AZ 2884-C (YB-73)
68	F(6 cyl.)		5C	C8OA 2981-A	C8AZ 2987-C	C8OZ 2884-A (YB-49)
	F(8 cyl. 289, 302)		3B	C7AA 2981-F,	C8SZ 2979-A,	C9AZ 2884-A
			3B	C9AA 2981-F	C8SZ 2979-A	
	F(8 cyl. 289, 302)		5B	C7AA 2981-G	C8AZ 2987-D	★C8AZ 2884-E (YB-48) r/b▲C9AZ 2884-H
	F(8 cyl. 390)		6B	C7AA 2981-H,	C8SZ 2979-A,	C9AZ 2884-B
			6B	C7SA 2981-A,	C8SZ 2979-A,	
			6B	C9AA 2981-G	C8SZ 2979-A	
	F(8 cyl. 390, 428)		5B	C7AA 2981-J	C8AZ 2987-C	C8AZ 2884-F
69	F(6 cyl. 250)		5C	C9OA 2981-E	C9AZ 2987-A	C9OZ 2884-B (YB-34)
	F(8 cyl. 302, 351)		3B	C7AA 2981-F,	C8SZ 2979-A,	C9AZ 2884-A
			3B	C9AA 2981-F	C8SZ 2979-A	
	F(8 cyl. 302, 351)		5B	C9AA 2981-D,	C9AZ 2987-A,	C9AZ 2884-D
			5B	C9AA 2981-D1,	C9AZ 2987-A,	
			5B	C9AA 2981-D2	C9AZ 2987-A	
	F(8 cyl. 390, 428)		6B	C7AA 2981-H,	C8SZ 2979-A,	C9AZ 2884-B
			6B	C7SA 2981-A,	C8SZ 2979-A,	
			6B	C9AA 2981-G	C8SZ 2979-A	
	F(8 cyl. 390, 428)		5B	C7AA 2981-J	C8AZ 2987-C	C8AZ 2884-F
70	F(6 cyl.)		5C	C9OA 2981-E	C9AZ 2987-A	C9OZ 2884-B (YB-34)
	F(8 cyl. 302-2B, 351, 428)		5B	C9AA 2981-D,	C9AZ 2987-A,	C9AZ 2884-D
			5B	C9AA 2981-D1,	C9AZ 2987-A,	
			5B	C9AA 2981-D2	C9AZ 2987-A	
	F(8 cyl. 351)		3B	C7AA 2981-F,	C8SZ 2979-A,	C9AZ 2884-A
			3B	C9AA 2981-F	C8SZ 2979-A	
71	F(6 cyl.)		5C	C9OA 2981-E	C9AZ 2987-A	C9OZ 2884-B (YB-34)
	F(8 cyl. 302, 351) "Before 10/26/70"		5B	D1ZA 2981-AA	C9AZ 2987-A	★D1ZZ 2884-A r/b D1OZ 2884-A
	F(8 cyl. 302, 351) "From 10/26/70"		5B	D1OA 2981-AA,	C9AZ 2987-A,	D1OZ 2884-A (YB-19)
			5B	D1OA 2981-A1A,	C9AZ 2987-A,	
			5B	D1OA 2981-A1B,	C9AZ 2987-A,	
			5B	D1OA 2981-A2A,	C9AZ 2987-A,	
			5B	D1OA 2981-A2B,	C9AZ 2987-A,	
			5B	D2ZA 2981-A1A,	C9AZ 2987-A,	
			5B	D2ZA 2981-A1B,	C9AZ 2987-A,	
			5B	D2ZA 2981-A2A	C9AZ 2987-A	
	F(8 cyl. 429)		5A	C9AA 2981-E,	C9AZ 2987-A,	★C9AZ 2884-E
			5A	C9AA 2981-E1,	C9AZ 2987-A,	r/b▲C9AZ 2284-K
			5A	C9AA 2981-E2,	C9AZ 2987-A,	
			5A	D0VA 2981-A,	C9AZ 2987-A,	
			5A	D2OA 2981-CA	C9AZ 2987-A	
72	F(6 cyl.)	Use w/ integral A/C	5C	C9OA 2981-E	C9AZ 2987-A	C9OZ 2884-B (YB-34)
	F(8 cyl. 302, 351)	Use w/ integral A/C	5B	D1OA 2981-AA,	C9AZ 2987-A,	D1OZ 2884-A (YB-19)
			5B	D1OA 2981-A1A,	C9AZ 2987-A,	
			5B	D1OA 2981-A1B,	C9AZ 2987-A,	
			5B	D1OA 2981-A2A,	C9AZ 2987-A,	
			5B	D1OA 2981-A2B,	C9AZ 2987-A,	
			5B	D2ZA 2981-A1A,	C9AZ 2987-A,	
			5B	D2ZA 2981-A1B,	C9AZ 2987-A,	
			5B	D2ZA 2981-A2A	C9AZ 2987-A	
	F	Use w/ hang-on A/C	6C	C9RJ 2981-A	C8SZ 2979-A	★C9RZ 2884-A r/b▲C9AZ 2884-L

† See Illustration Page 22 ▲ Clutch and pulley kit - refer to group 2884 page 33 for contents of kit

HALPERT_AUCTIONS

2884 CLUTCH and PULLEY - AIR CONDITIONER COMPRESSOR - continued - Also refer to group 8678

MODEL APPLICATION

YEAR	MODEL	REMARKS	TYPE †	STAMPED IDENTIFICATION	USE WITH -	PART NUMBER
	- L -					
71	L	Use w/ hang-on A/C	6C	C9RJ 2981-A	C8SZ 2979-A	★C9RZ 2884-A r/b▲C9AZ 2884-L
	L(4 cyl.122-2000cc)	Use w/ integral A/C	5B	C9AA 2981-D,	C9AZ 2987-A,	C9AZ 2884-D
			5B	C9AA 2981-D1,	C9AZ 2987-A,	
			5B	C9AA 2981-D2	C9AZ 2987-A	
72	L	Use w/hang-on A/C	6C	C9RJ 2981-A	C8SZ 2979-A	★C9RZ 2884-A r/b▲C9AZ 2884-L
	L(4 cyl.122-2000cc)- "Before 1/10/72"	Use w/integral A/C	5B	C9AA 2981-D,	C9AZ 2987-A,	C9AZ 2884-D
			5B	C9AA 2981-D1,	C9AZ 2987-A,	
			5B	C9AA 2981-D2	C9AZ 2987-A	
	L(4 cyl.122-2000cc)- "From 1/10/72"	Use w/integral A/C	5B	D22A 2981-AA	D2FZ 2987-A	D2FZ 2884-A (YB-37)
	- P -					
70	P(6 cyl.)		5C	C9OA 2981-E	C9AZ 2987-A	C9OZ 2884-B (YB-34)
71	P(6 cyl.)		5C	C9OA 2981-E	C9AZ 2987-A	C9OZ 2884-B (YB-34)
	P(8 cyl.)		5B	D1OA 2981-AA,	C9AZ 2987-A,	D1OZ 2884-A (YB-19)
			5B	D1OA 2981-A1A,	C9AZ 2987-A,	
			5B	D1OA 2981-A1B,	C9AZ 2987-A,	
			5B	D1OA 2981-A2A,	C9AZ 2987-A,	
			5B	D1OA 2981-A2B,	C9AZ 2987-A,	
			5B	D2ZA 2981-A1A,	C9AZ 2987-A,	
			5B	D2ZA 2981-A1B,	C9AZ 2987-A,	
			5B	D2ZA 2981-A2A	C9AZ 2987-A	
72	P(6 cyl.)	Use w/ integral A/C	5C	C9OA 2981-E	C9AZ 2987-A	C9OZ 2884-B (YB-34)
	P(8 cyl.)	Use w/ integral A/C	5B	D1OA 2981-AA,	C9AZ 2987-A,	D1OZ 2884-A (YB-19)
			5B	D1OA 2981-A1A,	C9AZ 2987-A,	
			5B	D1OA 2981-A1B,	C9AZ 2987-A,	
			5B	D1OA 2981-A2A,	C9AZ 2987-A,	
			5B	D1OA 2981-A2B,	C9AZ 2987-A,	
			5B	D2ZA 2981-A1A,	C9AZ 2987-A,	
			5B	D2ZA 2981-A1B,	C9AZ 2987-A,	
			5B	D2ZA 2981-A2A	C9AZ 2987-A	
	P	Use w/ hang-on A/C	6C	C9RJ 2981-A	C8SZ 2979-A	★C9RZ 2884-A r/b▲C9AZ 2884-L
	- S -					
65/66	S		2B	C2AA 2981-A,	C8SZ 2979-A,	★C2AZ 2884-A r/b C8OZ 2884-B
			2B	C2AA 2981-A1,	C8SZ 2979-A,	
			6B	C2AA 2931-A2	C8SZ 2979-A	
	S(8 cyl. 390)-1966		5B	C4AA 2981-A	C6AZ 2987-A	C6AZ 2884-A
	S		4A	C2AA 2981-C		★C2AZ 2884-C (YB-27) r/b▲C8OZ 2884-G
67	S		6B	C7AA 2981-H,	C8SZ 2979-A,	C9AZ 2884-B
			6B	C7SA 2981-A,	C8SZ 2979-A,	
			6B	C9AA 2981-G	C8SZ 2979-A	
68	S(8 cyl. 390)		6B	C7AA 2981-H,	C8SZ 2979-A,	C9AZ 2884-B
			6B	C7SA 2981-A,	C8SZ 2979-A,	
			6B	C9AA 2981-G	C8SZ 2979-A	
	S(8 cyl. 390)		5B	C7AA 2981-J	C8AZ 2987-C	C8AZ 2884-F
	S(8 cyl. 429)		3A	C8VA 2981-A	C8SZ 2979-A	C8VZ 2884-A
69	S(8 cyl. 429)		3A	C9AA 2981-H	C8SZ 2979-A	C9AZ 2884-C

† See Illustration Page 22 ▲ Clutch and pulley kit - refer to group 2884 page 33 for contents of kit

COPYRIGHT © 1975 — FORD MOTOR COMPANY — DEARBORN, MICHIGAN

HALPERT_AUCTIONS

2884 CLUTCH and PULLEY - AIR CONDITIONER COMPRESSOR - continued - Also refer to group 8678

MODEL APPLICATION

YEAR	MODEL	REMARKS	TYPE †	STAMPED IDENTIFICATION	USE WITH -	PART NUMBER
	- S -					
70/71	S		5A	C9AA 2981-E,	C9AZ 2987-A,	★C9AZ 2884-E
			5A	C9AA 2981-E1,	C9AZ 2987-A,	r/b▲C9AZ 2884-K
			5A	C9AA 2981-E2,	C9AZ 2987-A,	
			5A	D0VA 2981-A,	C9AZ 2987-A,	
			5A	D2OA 2981-CA	C9AZ 2987-A	
72	S				D1VY 2987-A, D1VY 19D653-A	D1VY 2884-A (YB-36)
	- X -					
65/66	X(6 cyl.)		2C	C4DA 2981-B,	C8SZ 2979-A,	★C4DZ 2884-A (YB-59)
			2C	C4DA 2981-B1,	C8SZ 2979-A,	r/b▲C8OZ 2884-C
			6C	C4DA 2981-B2	C8SZ 2979-A	
	X(6 cyl.)-1965		4C	C4DA 2981-C	C3SZ 2987-A	C5DZ 2884-A (YB-66)
	X(6 cyl.)-1966		5C	C5OA 2981-A1	C4AZ 2987-A	C6OZ 2884-A (YB-72)
	X(8 cyl. 289)		2B	C3AA 2981-A,	C8SZ 2979-A,	C3AZ 2884-A
			2B	C3AA 2981-A1,	C8SZ 2979-A,	
			6B	C3AA 2981-A2	C8SZ 2979-A	
	X(8 cyl. 289)		2B	C2AA 2981-A,	C8SZ 2979-A,	★C2AZ 2884-A
			2B	C2AA 2981-A1,	C8SZ 2979-A,	r/b C8OZ 2884-B
			6B	C2AA 2981-A2	C8SZ 2979-A	
	X(8 cyl. 289)		4A	C2AA 2981-C		★C2AZ 2884-C (YB-27) r/b▲C8OZ 2884-G
	X(8 cyl. 289)		4A	C3AA 2981-B	C3SZ 2987-A	★C3AZ 2884-B (YB-57) r/b▲C3AZ 2884-C
	X(8 cyl. 289-2/B)-1966		3A	C5AA 2981-B	C8SZ 2979-A	★C5AZ 2884-B r/b C9TZ 2884-A
67	X(6 cyl.)		2C	C4DA 2981-B,	C8SZ 2979-A,	★C4DZ 2884-A (YB-59)
			2C	C4DA 2981-B1,	C8SZ 2979-A,	r/b▲C8OZ 2884-G
			6C	C4DA 2981-B2	C8SZ 2979-A	
	X(6 cyl.)		2C	C7AA 2981-B	C8SZ 2979-A	C7AZ 2884-B
	X(6 cyl.)		6C	C7OA 2981-B	C8SZ 2979-A	C7OZ 2884-B (YB-75)
	X(6 cyl.)		5C	C5OA 2981-A1	C4AZ 2987-A	C6OZ 2884-A (YB-72)
	X(6 cyl.)		4C	C7OA 2981-A	C7AZ 2987-A	C7OZ 2884-A (YB-74)
	X(8 cyl. 289-2/B)		3A	C5AA 2981-B	C8SZ 2979-A	★C5AZ 2884-B r/b C9TZ 2884-A
	X(8 cyl. 289)		2B	C3AA 2981-A,	C8SZ 2979-A,	C3AZ 2884-A
			2B	C3AA 2981-A1,	C8SZ 2979-A,	
			6B	C3AA 2981-A2	C8SZ 2979-A	
	X(8 cyl. 289)		2B	C2AA 2981-A,	C8SZ 2979-A,	★C2AZ 2884-A
			2B	C2AA 2981-A1,	C8SZ 2979-A,	r/b C8OZ 2884-B
			6B	C3AA 2981-A2	C8SZ 2979-A	
	X(8 cyl. 289)		2C	C7AA 2981-B	C8SZ 2979-A	C7AZ 2884-B
	X(8 cyl. 289)		2B	C7AA 2981-C	C8SZ 2979-A	C7AZ 2884-C (YB-73)
	X(8 cyl. 289)		3B	C7AA 2981-F,	C8SZ 2979-A,	C9AZ 2884-A
			3B	C9AA 2981-F	C8SZ 2979-A	
	X(8 cyl. 289)		4A	C3AA 2981-B	C3SZ 2987-A	★C3AZ 2884-B (YB-57) r/b ▲C3AZ 2884-C
68	X(6 cyl.)		5C	C8OA 2981-A	C8AZ 2987-C	C8OZ 2884-A (YB-49) r/b ▲C9AZ 2884-H
	X(8 cyl. 289, 302)		3B	C7AA 2981-F,	C8SZ 2979-A,	C9AZ 2884-A
			3B	C9AA 2981-F	C8SZ 2979-A	
	X(8 cyl. 289, 302)		5B	C7AA 2981-G	C8AZ 2987-D	★C8AZ 2884-E (YB-48) r/b ▲ C9AZ 2884-H

† See Illustration Page 22

▲ Clutch and pulley kit - refer to group 2884 page 33 for contents of kit

HALPERT_AUCTIONS

2884 CLUTCH and PULLEY - AIR CONDITIONER COMPRESSOR - continued - Also refer to group 8678

MODEL APPLICATION

YEAR	MODEL	REMARKS	TYPE †	STAMPED IDENTIFICATION	USE WITH -	PART NUMBER
	- X -					
69	X(6 cyl. 200)		2C	C9OA 2981-F	C8SZ 2979-A	C9OZ 2884-C (YB-83)
	X(6 cyl. 200)		5C	C8OA 2981-A	C8AZ 2987-C	C8OZ 2884-A (YB-49)
	X(8 cyl. 302)		3B 3B	C7AA 2981-F, C9AA 2981-F	C8SZ 2979-A, C8SZ 2979-A	C9AZ 2884-A
	X(8 cyl. 302)		5B 5B 5B	C9AA 2981-D, C9AA 2981-D1, C9AA 2981-D2	C9AZ 2987-A, C9AZ 2987-A, C9AZ 2987-A	C9AZ 2884-D
70	X(6 cyl. 200)		2C	C9OA 2981-F	C8SZ 2979-A	C9OZ 2884-C (YB-83)
	X(6 cyl. 200)		5C	C8OA 2981-A	C8AZ 2987-C	C8OZ 2884-A (YB-49)
	X(8 cyl. 302)		3B 3B	C7AA 2981-F, C9AA 2981-F	C8SZ 2979-A, C8SZ 2979-A	C9AZ 2884-A
	X(8 cyl. 302)		5B 5B 5B	C9AA 2981-D, C9AA 2981-D1, C9AA 2981-D2	C9AZ 2987-A, C9AZ 2987-A, C9AZ 2987-A	C9AZ 2884-D

YEAR	MODEL	DESCRIPTION	QTY.	PART NUMBER
65/ 65	B (6 cyl.) A (6 cyl.)	Snap ring (pulley to shaft)	2 2	353650-S100(QQ11)
65/ 65/ 65/70	A (6 cyl. & 8 cyl. 352, 390), S F (6 cyl.) X	Screw & washer(to compressor)-5/16"-24 x 1 3/4"	1 1 1	359780-S7(BB83)
		Lockwasher-3/4" external tooth		34940-S7-8(X88)
65/69 65/	A "Before 12/15/69" B, F, S, X	Bolt (to compressor)-5/16"-24 x 1 1/2"-locking	1 1	374411-S8 (BB435C)
69	A "From 12/15/69"	Bolt-hex. hd. (to compressor)-5/16"-24 x 1 3/4"	1	378741-S2 (BB428F)

CONTENTS OF KITS

Refer to group 2884, page 27, for Model Application

1 C3AZ 2884-C

Consists of

1-C4OZ 2884-A	Clutch and pulley	1-358605-S8	Washer	4-378859-S8	Screw
1-C8AZ 2987-C	Coil	1-378741-S2	Bolt		

1 C8OZ 2884-G

Consists of

1-C4DA 2981-D	Clutch	1-358605-S8	Washer	4-378859-S8	Screw
1-C6AZ 2987-A	Coil	1-378741-S2	Bolt		

1 C9AZ 2884-H

Consists of

1-C9AZ 2884-D	Clutch	1-358605-S8	Washer	4-378859-S8	Screw
1-C9AZ 2987-A	Coil	1-378741-S2	Bolt		

1 C9AZ 2884-K

Consists of

1-C9AZ 2884-E	Clutch	1-358605-S8	Washer	4-378859-S8	Screw
1-D4AZ 2987-A	Coil	1-378741-S2	Bolt		

1 C9AZ 2884-L

Consists of

1-D1AZ 2884-B	Clutch	1-378605-S8	Washer	4-378859-S8	Screw
1-C6TZ 2987-A	Coil	1-378740-S2	Bolt		

† See Illustration Page 22

COPYRIGHT © 1975 — FORD MOTOR COMPANY — DEARBORN, MICHIGAN

FINAL ISSUE

HALPERT_AUCTIONS

SECTION 24

YEAR	MODEL		DESCRIPTION	QTY.	PART NUMBER
2887	**SPACER - AIR CONDITIONER COMPRESSOR MOUNTING BRACKET**				
65/68	A(8 cyl.352,390, 428)-exc. models w/bucket seats		17/32" I. D. -1 1/64" O. D. -49/64" long	1	C4AZ 2887-B
65	S			1	
67/68	S			1	
67	F(8 cyl. 390)			1	
65/67	A(6 cyl.)-with economy hang-on A/C		13/32" I. D. -49/64" O. D. -1 1/8" long	1	C5AZ 2887-A
69	A(6 cyl.)		Use as alternator bracket spacer	1	
67	A, B, F(8 cyl. 390, 428)		Two holes-use with hang-on A/C -not replaced	1	★C7AZ 2887-A
67	A, B, F, X(8 cyl. 289)		Three holes-use with hang-on A/C -not replaced	1	★C7AZ 2887-B
66	S		33/64" I. D. -1 1/64" O. D. -1 1/4" long - not replaced	2	★ C6SZ 2887-A
2888	**BRACE - AIR CONDITIONER COMPRESSOR** - Also refer to groups 2889 & 2A951				
	- A -				
65	A (8 cyl. 352, 390)		Front-with A/C	1	C5AZ 2888-C
65/66	A(6 cyl.)		With economy hang-on A/C -not replaced	1	★C5AZ 2888-A
	A (6 cyl.)		Front-with A/C -not replaced	1	★C5AZ 2888-D
	A(8 cyl. 289)		Lateral-with A/C	1	C5AZ 2888-B
66/67	A (6 cyl.)-with T/E		Front	1	C6AZ 2888-D
66/67	A (6 cyl.)-with T/E		Rear	1	C6AZ 2888-C
67	A(6 cyl.)		Rear-with hang-on A/C -not replaced	1	★C7AZ 2888-D
	A(6 cyl.)		Lateral-with hang-on A/C-not replaced	1	★C7AZ 2888-C
	A(8 cyl.)		Front-with hang-on A/C -not replaced	1	★C7AZ 2888-E
	A(8 cyl. 289)		Lateral-with hang-on A/C-not replaced	1	★C7AZ 2888-B
	A(8 cyl. 289)	"Before 1/3/67"	Lateral-with integral A/C -not replaced	1	★C7AZ 2888-A
	A(8 cyl. 289)	"From 1/3/67"	Lateral-with integral A/C	1	C7AZ 2888-F
67	A(P/C)-8 cyl. 428	"Before 3/15/67"	Front-with A/C	1	C5AZ 2888-C
66/67	A (8 cyl. 390, 428)			1	
67	A(8 cyl. 390)		Lateral-with integral A/C	1	C7ZZ 2888-A
	A(P/C -8 cyl.428)	"From 3/15/67"	Lateral-with integral A/C	1	
	A(8 cyl. 428)-except P/C		Lateral-with integral A/C	1	
68/69	A		Front-with hang-on A/C	1	C6AZ 2888-D
68/69	A(6 cyl.)		Rear-with hang-on A/C	1	C6AZ 2888-C
68	A(8 cyl. 302)	"Before 3/1/68"	Lateral-with A/C	1	C7AZ 2888-F
68/69	A(8 cyl. 302)	"From 3/1/68"	Lateral-with A/C	1	C8AZ 2888-B
68	A(8 cyl. 390, 428), P/C		Lateral-with A/C	1	C8AZ 2888-A
69	A(8 cyl. 302, 390)		Lateral-with A/C	1	C9OZ 2888-B
	A(8 cyl. 351)		Lateral-with A/C	1	D0OZ 2888-A
	A(8 cyl. 390, 428)		Lateral-with A/C	1	D0AZ 2888-B
	A(8 cyl. 429)		Lateral-with A/C	1	C8VZ 2888-A
	A(8 cyl. 429)		Front-with A/C	1	C9AZ 2888-B
70	A(6 cyl.)		Rear-with hang-on A/C	1	C6AZ 2888-C
	A(8 cyl. 302)		Lateral-with A/C	1	D0OZ 2888-A
	A(8 cyl. 351)		Lateral with A/C-engine tag code-W	1	D0OZ 2888-A
	A(8 cyl. 390, 428)		Lateral-with A/C	1	D0AZ 2888-B
	A(8 cyl. 429)		Front-with A/C	1	C9AZ 2888-B
	A(8 cyl.429)		Lateral-with A/C	1	D0AZ 2888-A
71	A(6 cyl.)		Rear-with hang-on A/C	1	C6AZ 2888-C
	A(6 cyl.)		Lateral-with hang-on A/C	1	C6AZ 2888-D
	A(8 cyl. 302)		Lateral-with A/C	1	D0OZ 2888-A
	A(8 cyl.351,400)		Front-with A/C	1	D1AZ 2888-B
	A(8 cyl. 351,400)	"Before 4/27/71"	Lateral-with A/C	1	D1ZZ 2888-A
	A(8 cyl.351,400)	"From 4/27/71"	Lateral-with A/C	1	D1AZ 2888-A
	A(8 cyl. 390)		Lateral-with A/C	1	D0AZ 2888-B
	A(8 cyl. 429)		Lateral-with A/C	1	D0AZ 2888-A
72	A(6 cyl.)		Rear-with hang-on A/C	1	C6AZ 2888-C
	A(6 cyl.)		Lateral-with hang-on A/C	1	C6AZ 2888-D
	A(8 cyl. 302)		Rear-with hang-on A/C	1	D2AZ 2888-B
	A(8 cyl.302)		Lateral-with integral A/C	1	D0OZ 2888-A
	A(8 cyl. 302)		Lateral-with hang-on A/C	1	D2AZ 2888-A
	A(8 cyl. 351)		Rear-with hang-on A/C - Engine tag code-W	1	D2AZ 2888-B
	A(8 cyl. 351)		Lateral-with integral A/C	1	D1ZZ 2888-A
	A(8 cyl. 351)		Lateral-with hang-on A/C - Engine tag code-C	1	D2AZ 2888-D
	A(8 cyl. 351)		Lateral-with hang-on A/C - Engine tag code-W	1	D2AZ 2888-A
	A(8 cyl. 400)		Lateral-with integral A/C	1	D1ZZ 2888-A
	A(8 cyl. 400)		Lateral-with hang-on A/C	1	D2AZ 2888-D
	A(8 cyl.429)		Lateral-with integral A/C	1	D0AZ 2888-A
	A(8 cyl. 429)		Lateral-with hang-on A/C	1	D2AZ 2888-C

HALPERT_AUCTIONS

YEAR	MODEL		DESCRIPTION	QTY.	PART NUMBER
	2888 BRACE - AIR CONDITIONER COMPRESSOR - continued - Also refer to groups 2889 & 2A951				
	- B -				
65	B(8 cyl. 289)		Lateral-with A/C	1	C5AZ 2888-B
66	B(8 cyl.289)		Lateral-with A/C	1	C5AZ 2888-B
	B(8 cyl. 390)		Front-with A/C	1	C5AZ 2888-C
67	B(6 cyl.)		Front-with hang-on A/C-not replaced	1	★C7OZ 2888-A
	B(8 cyl.)		Front-with hang-on A/C-not replaced	1	★C7AZ 2888-E
	B(8 cyl. 289)	"Before 1/3/67"	Lateral-with integral A/C-not replaced	1	★C7AZ 2888-A
	B(8 cyl. 289)	"From 1/3/67"	Lateral-with integral A/C	1	C7AZ 2888-F
	B(8 cyl. 289)		Lateral-with hang-on A/C-not replaced	1	★C7AZ 2888-B
	B(8 cyl.390)		Front-with A/C	1	C5AZ 2888-C
68	B(6 cyl.)		Front-with A/C	1	C8OZ 2888-A
	B(8 cyl. 289, 302)	"Before 3/1/68"	Lateral-with A/C	1	C7AZ 2888-F
	B(8 cyl. 289, 302)	"From 3/1/68"	Lateral-with A/C	1	C8AZ 2888-B
	B(8 cyl. 390)		Front - with integral A/C	1	C8OZ 2888-B
	B(8 cyl. 390, 428CJ)		Lateral-with A/C	1	C8AZ 2888-A
69	B(6 cyl. 250)		Front-with A/C	1	C9OZ 2888-A
	B(8 cyl. 302)		Lateral-with A/C	1	C8AZ 2888-B
	B(8 cyl. 351)		Lateral-with A/C	1	C9OZ 2888-B
	B(8 cyl. 390, 428)		Lateral-with A/C	1	D0AZ 2888-B
70	B(6 cyl. 250)		Front-with A/C	1	C9OZ 2888-A
	B(8 cyl. 302)		Lateral-with A/C	1	D0OZ 2888-A
	B(8 cyl. 351)		Lateral-with A/C-engine tag code-C	1	D0OZ 2888-A
	B(8 cyl. 429)		Front-with A/C	1	C9AZ 2888-B
	B(8 cyl. 429)		Lateral-with A/C	1	D0AZ 2888-A
71	B(6 cyl.)		Front-with A/C	1	C9OZ 2888-A
	B(8 cyl.302,351)		Front-with A/C	1	D1AZ 2888-B
	B(8 cyl. 302, 351)	"Before 11/23/70"	Lateral-with A/C	1	D0OZ 2888-A
	B(8 cyl. 302,351)	"From 11/23/70 to 4/27/71"	Lateral-with A/C	1	D1ZZ 2888-A
	B(8 cyl.302,351)	"From 4/27/71"	Lateral-with A/C	1	D1AZ 2888-A
	B(8 cyl. 429)		Lateral-with A/C	1	D0AZ 2888-A
72	B(6 cyl.)		Front-with integral A/C	1	C9OZ 2888-A
	B(6 cyl.)		Lateral-with hang-on A/C	1	D2OZ 2888-A
	B(8 cyl. 302)		Front-with integral A/C	1	D1AZ 2888-B
	B(8 cyl. 302)		Lateral-with integral A/C	1	D1AZ 2888-A
	B(8 cyl. 302)		Lateral-with hang-on A/C	1	D2AZ 2888-A
	B(8 cyl. 302)		Rear-with hang-on A/C	1	D2AZ 2888-B
	B(8 cyl. 351,400)		Front-with integral A/C	1	D1AZ 2888-B
	B(8 cyl. 351,400)		Lateral-with integral A/C	1	D1AZ 2888-A
	B(8 cyl. 351,400)		Lateral-with hang-on A/C	1	D2AZ 2888-D
	B(8 cyl.429)		Lateral-with integral A/C	1	D0AZ 2888-A
	B(8 cyl. 429)		Lateral-with hang-on A/C	1	D2AZ 2888-C
	- F -				
65	F(6 cyl.)		Front-with A/C	1	C4DZ 2888-B
	F(8 cyl. 289)		Lateral-with A/C	1	C5AZ 2888-B
66	F (6 cyl.)		Front-with A/C	1	C6ZZ 2888-A
	F(8 cyl.289)		Laterial-with A/C	1	C5AZ 2888-B
67	F(6 cyl.)		Front-with A/C	1	C6ZZ 2888-A
	F(8 cyl.)		Front-with hang-on A/C-not replaced	1	★C7AZ 2888-E
	F(8 cyl. 289)	"Before 1/3/67"	Lateral-with integral A/C-not replaced	1	★C7ZZ 2888-B
	F(8 cyl. 289)	"From 1/3/67"	Lateral-with integral A/C	1	C7AZ 2888-F
	F(8 cyl. 289)		Lateral-with hang-on A/C-not replaced	1	★C7AZ 2888-B
	F(8 cyl. 390-4/B)		Lateral-with integral A/C	1	C7ZZ 2888-A
68	F(6 cyl.)		Front-with A/C	1	C8OZ 2888-A
	F(8 cyl. 289, 302)	"Before 3/1/68"	Lateral-with A/C	1	C7AZ 2888-F
	F(8 cyl. 289, 302)	"From 3/1/68"	Lateral-with A/C	1	C8AZ 2888-B
	F(8 cyl. 390)-integral or hang-on A/C		Lateral-with A/C	1	C8AZ 2888-A
69	F(6 cyl. 250)		Front-with A/C	1	C9OZ 2888-A
	F(8 cyl. 302)		Lateral-with A/C	1	D0AZ 2888-B
	F(8 cyl. 351)		Lateral-with A/C	1	C9OZ 2888-B
	F(8 cyl. 390, 428)		Lateral-with A/C	1	D0AZ 2888-B
70	F(6 cyl. 250)		Front-with A/C	1	C9OZ 2888-A
	F(8 cyl. 302,351)		Lateral-with A/C	1	D0OZ 2888-A
	F(8 cyl. 390, 428)		Lateral-with A/C	1	D0AZ 2888-B

COPYRIGHT © 1975 — FORD MOTOR COMPANY — DEARBORN, MICHIGAN

YEAR	MODEL		DESCRIPTION	QTY.	PART NUMBER
	2888 BRACE - AIR CONDITIONER COMPRESSOR - continued - Also refer to groups 2889 & 2A951				
	- F -				
71	F(6 cyl.)		Front-with A/C	1	C9OZ 2888-A
	F(8 cyl.302,351)		Front-with A/C	1	D1AZ 2888-B
	F(8 cyl. 302, 351)	"Before 4/27/71"	Lateral-with A/C	1	D1ZZ 2888-A
	F(8 cyl.302,351)	"From 4/27/71"	Lateral-with A/C	1	D1AZ 2888-A
	F(8 cyl. 429)		Lateral-with A/C	1	D0AZ 2888-A
72	F(6 cyl.)		Front-with integral A/C	1	C9OZ 2888-A
	F(6 cyl.)		Lateral-with hang-on A/C	1	D2OZ 2888-A
	F(8 cyl. 302)		Front-with integral A/C	1	D1AZ 2888-B
	F(8 cyl. 302)		Lateral-with integral A/C	1	D1AZ 2888-A
	F(8 cyl. 302)		Lateral-with hang-on A/C	1	D2AZ 2888-A
	F(8 cyl. 302)		Rear-with hang-on A/C	1	D2AZ 2888-B
	F(8 cyl. 351)		Front-with integral A/C	1	D1AZ 2888-B
	F(8 cyl. 351)		Lateral-with integral A/C	1	D1AZ 2888-A
	F(8 cyl. 351)		Lateral-with hang-on A/C	1	D2AZ 2888-D
	- L -				
71	L(4 cyl. 122-2000cc)		Lateral-with A/C	1	D1FZ 2888-A
72	L(4 cyl. 98-1600cc)		Lateral-with hang-on A/C	1	D2FZ 2888-A
	L(4 cyl. 122-2000cc)	"Before 1/10/72"	Lateral-with A/C	1	D1FZ 2888-A
	L(4 cyl.122-2000cc)	"From 1/10/72"	Lateral-with A/C	1	D2FZ 2888-B
	- P -				
70	P(6 cyl.)		Front-with A/C	1	C8OZ 2888-A
71	P(6 cyl. 170,200)		Front-with A/C	1	C8OZ 2888-A
	P(6 cyl. 250)		Front-with A/C	1	C9OZ 2888-A
	P(8 cyl.)		Front-with A/C	1	D1AZ 2888-B
	P(8 cyl.)	"Before 4/27/71"	Lateral - with A/C	1	D1ZZ 2888-A
	P(8 cyl.)	"From 4/27/71"	Lateral-with A/C	1	D1AZ 2888-A
72	P(6 cyl. 170,200)		Front-with integral A/C	1	C8OZ 2888-A
	P(6 cyl. 170,200)		Lateral-with hang-on A/C	1	D2DZ 2888-A
	P(6 cyl. 250)		Front-with integral A/C	1	C9OZ 2888-A
	P(6 cyl. 250)		Lateral-with hang-on A/C	1	D2OZ 2888-A
	P(8 cyl. 302)		Front-with integral A/C	1	D1AZ 2888-B
	P(8 cyl. 302)		Lateral-with integral A/C	1	D1AZ 2888-A
	P(8 cyl. 302)		Lateral-with hang-on A/C	1	D2AZ 2888-A
	P(8 cyl. 302)		Rear-with hang-on A/C	1	D2AZ 2888-B
	- S -				
65	S		Front-with A/C	1	C5AZ 2888-C
66	S(with automatic temperature control)		Front-with A/C	1	C5AZ 2888-C
67	S		Lateral-with integral A/C	1	C7ZZ 2888-A
68	S(8 cyl. 390)		Lateral-with A/C	1	C8AZ 2888-A
	S(8 cyl. 429)		Lateral-with A/C	1	C8VZ 2888-A
69	S(8 cyl.429)		Front-with A/C	1	C9AZ 2888-B
	S(8 cyl. 429)		Lateral-with A/C	1	C8VZ 2888-A
70/71	S(8 cyl. 429)		Lateral-with A/C	1	D0AZ 2888-A
72	S(8 cyl.429)		Front-with A/C	1	D2VY 2888-A
	- X -				
65/66	X (6 cyl.)		Front-with A/C	1	C4DZ 2888-B
	X(8 cyl. 289)		Lateral-with A/C	1	C5AZ 2888-B
67	X(6 cyl.)		Front-with hang-on A/C -not replaced	1	★C7OZ 2888-A
	X(6 cyl.)		Front-with integral A/C	1	C4DZ 2888-B
	X(8 cyl.)		Front-with hang-on A/C-not replaced	1	★C7AZ 2888-E
	X(8 cyl. 289)	"Before 1/3/67"	Lateral-with integral A/C -not replaced	1	★C7AZ 2888-A
	X(8 cyl. 289)	"From 1/3/67"	Lateral-with integral A/C	1	C7AZ 2888-F
	X(8 cyl. 289)		Lateral-with hang-on A/C-not replaced	1	★C7AZ 2888-B
68	X(6 cyl.)		Front-with A/C	1	C8OZ 2888-A
	X(8 cyl. 289, 302)	"Before 3/1/68"	Lateral-with A/C	1	C7AZ 2888-F
68/69	X(289, 302)	"From 3/1/68"	Lateral-with A/C	1	C8AZ 2888-B
69/70	X(6 cyl. 200)		Front-with A/C	1	C8OZ 2888-A
70	X(8 cyl. 302)		Lateral-with A/C	1	D0OZ 2888-A

HALPERT_AUCTIONS

YEAR	MODEL	DESCRIPTION	QTY.	PART NUMBER
	2888 BRACE - AIR CONDITIONER COMPRESSOR - continued - Also refer to group 2889 & 2A951			
65/70	X	Bolt (brace to cylinder block)-3/8"-16 x 1"	1	20388-S8(B80)
65/70	X	Bolt (brace to bracket)	1	
65/	A (6 cyl.)	Bolt (to compressor)	2	
65/	F (6 cyl.)		1	
		Nut-3/8"-16	1	33799-S7(M52)
		Lockwasher-3/8"		34807-S8(X66)
		Washer-flat-3/8"		44727-S8(X24)
65	F, X	Bolt (to water pump)-5/16"-18 x 2"	1	371454-S(BB145)
67	F(8 cyl. 289, 390)	Bolt & washer (lateral brace to compressor)-3/8"-16 x 1 1/8"	1 or 2	373162-S(BB563A)
67	S	To water pump & compressor	2	
68	B, F, X(6 cyl.)-integral A/C	Screw & lockwasher (to compressor)-3/8"-16 x 3/4"	1	370608-S2(BB579)
68	A(6 cyl.) -integral A/C	Screw & washer (rear brace to compressor)-3/8"-16 x 1 1/4"	3	382011-S2 (BB545J)
71	L(4 cyl.122)	Screw & washer (to engine)-M10 x 3/4" hex. head	2	N602569-S51M (AB69)
72	L	Bolt (to engine)-M10 x 3/4" hex. head	2	N800017-S100 (AB38)
	2889 BRACE - AIR CONDITIONER COMPRESSOR - Also refer to groups 2888 & 2A951			
	- A -			
65	A(8 cyl. 289)	Upper rear-with A/C	1	C5AZ 2889-B
	A(8 cyl. 289)	Lower rear-with A/C-not replaced	1	★C5AZ 2889-C
	A(8 cyl. 352, 390)	Rear-with A/C	1	C5AZ 2889-A
	A (P/T)-8 cyl. 390-4/B	Rear-with A/C	1	C5MY 2889-A
66	A (8 cyl. 289) "Before 5/10/66"	Upper rear-with A/C	1	C5AZ 2889-B
66/67	A (8 cyl. 289) "From 5/10/66"	Upper rear-with A/C-not replaced	1	★C5AZ 2889-D
66	A (8 cyl. 289)	Lower rear-with A/C-not replaced	1	★C5AZ 2889-C
66/68	A(8 cyl.352,390,428)	Rear-with A/C	1	C5AZ 2889-A
66	A (8 cyl. 390, 428)	Rear-with A/C	1	C5AZ 2889-A
66	A (P/T)-8 cyl. 428-4/B & C4	Rear-with economy hang-on A/C	1	
66/68	A(P/T)-8 cyl. 428	Rear-with integral A/C	1	C5MY 2889-A
67	A(8 cyl. 289)	Rear bracket-with A/C-not replaced	1	★C7AZ 2889-B
67	A(8 cyl. 289)	Rear-with hang-on A/C-not replaced	1	★C7AZ 2889-D
67	A(8 cyl. 390, 428)	Rear-with hang-on A/C	1	C7AZ 2889-C
69	A(8 cyl. 302)	Rear-with A/C	1	C9AZ 2889-A
69/71	A(8 cyl. 390)	Rear-with A/C	1	C9AZ 2889-B
72	A(6 cyl.)	Rear-with hang-on A/C	1	D2AZ 2889-E
	A(8 cyl. 302)	Strap-with hang-on A/C	1	D2AZ 2889-A
	A(8 cyl. 351)	Strap-with hang-on A/C - Engine tag code-C	1	D2AZ 2889-C
	A(8 cyl. 351)	Strap-with hang-on A/C - Engine tag code-W	1	D2AZ 2889-B
	A(8 cyl. 400)	Strap-with hang-on A/C	1	D2AZ 2889-D
	- B -			
66/67	B(6 cyl.)	With A/C-not replaced	1	★C6OZ 2889-B
65/66	B(8 cyl. 289) "Before 5/10/66"	Rear-with A/C-not replaced	1	★C5OZ 2889-A
66/67	B(8 cyl. 289) "Before 1/3/67"	Rear-with A/C-not replaced	1	★C6OZ 2889-D
67	B(8 cyl. 289) "From 1/3/67"	Rear-with A/C-not replaced	1	★C7ZZ 2889-A
67	B(6 cyl.)	Rear-with hang-on A/C-not replaced	1	★C7OZ 2889-A
67	B(8 cyl. 289)	Rear-with hang-on A/C-not replaced	1	★C7AZ 2889-D
68	B(6 cyl.)	Rear-with A/C-not replaced	1	★C8OZ 2889-A
68	B(8 cyl. 302)	Rear-with A/C	1	C8ZZ 2889-A
69/71	B(6 cyl.)	Rear-with A/C	1	C9OZ 2889-A
72	B(6 cyl.)	Rear-with integral A/C	1	C9OZ 2889-A
	B(6 cyl.)	Strap-with hang-on A/C	1	D2OZ 2889-A
	B(8 cyl. 302)	Strap-with hang-on A/C	1	D2AZ 2889-A
	B(8 cyl. 351)	Strap-with hang-on A/C	1	D2AZ 2889-C
	B(8 cyl. 400)	Strap-with hang-on A/C	1	D2AZ 2889-D
	- F -			
65	F(6 cyl.)	Lower-with A/C-not replaced	1	★C4DZ 2889-A
66/67	F (6 cyl.)	Lower-with A/C-not replaced	1	★C6ZZ 2889-B
66/67	F (6 cyl.)	Rear-with economy A/C-not replaced	1	★C6ZZ 2889-A

COPYRIGHT © 1975 — FORD MOTOR COMPANY — DEARBORN, MICHIGAN

YEAR	MODEL		DESCRIPTION	QTY.	PART NUMBER
	2889 BRACE - AIR CONDITIONER COMPRESSOR - continued- Also refer to groups 2888 & 2A951				
	- F -				
65/66	F (8 cyl. 289)	"Before 5/10/66"	Rear-with A/C-not replaced	1	★C5OZ 2889-A
66/67	F (8 cyl. 289)	"From 5/10/66"	Rear-with A/C-not replaced	1	★C6OZ 2889-D
67	F(6 cyl.)		Rear-with hang-on A/C-not replaced	1	★C7OZ 2889-A
67	F(8 cyl.390)		Rear-with hang-on A/C	1	C7AZ 2889-C
67	F(8 cyl. 289)		Rear-with integral A/C-not replaced	1	★C7ZZ 2889-A
68	F(6 cyl.)		Rear-with A/C -not replaced	1	★C8OZ 2889-A
	F(8 cyl. 302)		Rear-with A/C	1	C8ZZ 2889-A
69/71	F(6 cyl.)		Rear-with A/C	1	C9OZ 2889-A
72	F(6 cyl.)		Rear-with integral A/C	1	C9OZ 2889-A
	F(6 cyl.)		Strap-with hang-on A/C	1	D2OZ 2889-A
	F(8 cyl. 302)		Strap-with hang-on A/C	1	D2AZ 2889-A
	F(8 cyl. 351)		Strap-with hang-on A/C	1	D2AZ 2889-C
	- S -				
65	S		Rear-with A/C	1	C5AZ 2889-A
66	S		Rear-with A/C-not replaced	1	★C6SZ 2889-A
67	S (with T/E)		Rear-with A/C-not replaced	1	★C7SZ 2889-A
72	S(8 cyl.400)		Rear-with A/C	1	D2SZ 2889-A
	S(8 cyl.429)		Rear-with A/C	1	D2VY 2889-A
	- L -				
71	L		Rear-with hang-on A/C	1	D1FZ 2889-A
72	L(4 cyl. 98-1600cc)		Strap-front-with hang-on A/C	1	D2FZ 2889-B
	L(4 cyl. 98-1600cc)		Strap-rear-with hang-on A/C	1	D2FZ 2889-A
	- P -				
70/71	P(6 cyl.)		Rear-with A/C	1	C9OZ 2889-A
72	P(6 cyl.)		Rear-with integral A/C	1	C9OZ 2889-A
	P(6 cyl. 170,200)		Strap-with hang-on A/C	1	D2DZ 2889-A
	P(6 cyl. 250)		Strap-with hang-on A/C	1	D2OZ 2889-A
	P(8 cyl. 302)		Strap-with hang-on A/C	1	D2AZ 2889-A
	- X -				
65/67	X (6 cyl.)		Lower-with A/C-not replaced	1	★C4DZ 2889-A
66/67	X(6 cyl.)		Lower-with A/C-not replaced	1	★C6OZ 2889-B
65/66	X(8 cyl. 289)		Rear-with A/C-not replaced	1	★C5OZ 2889-A
66/67	X(8 cyl. 289)	"Before 1/3/67"	Rear-with A/C-not replaced	1	★C6OZ 2889-D
67	X(8 cyl. 289)	"From 1/3/67"	Rear-with A/C-not replaced	1	★C7ZZ 2889-A
	X(6 cyl.)		Rear-with hang-on A/C-not replaced	1	★C7OZ 2889-A
68	X(6 cyl.)		Rear-with A/C-not replaced	1	★C8OZ 2889-A
	X(8 cyl. 302)		Rear-with A/C	1	C8ZZ 2889-A
69/70	X(6 cyl. 200)		Rear-with A/C	1	C8OZ 2889-A
65/	B, X, F(8 cyl. 289, 302)		Screw & washer (rear brace to manifold)-5/16"-18 x 3/4"	1	42789-S8(U-10)
66/67	A (8 cyl. 390, 428)- with T/E		Bolt (to L. H. manifold)-1/2"-13 x 2"	1	380732-S2
	S			1	(BB815E)
67	B, X(8 cyl. 289)		Bolt (to compressor)-3/8"-16 x 7/8"-washer head	1	371041-S2 (BB575B)
67	B, X(8 cyl. 289)		Washer-flat (to intake manifold)-5/16"	1	373513-S7-8 (XX119M)
65/	B, X(6 cyl.)		Bolt (to bracket)-3/8"-16 x 7/8"	1	20368-S8(B79)
	2894 CAP - AIR CONDITIONER COMPRESSOR BELT IDLER PULLEY				
65	B (6 cyl. 170, 200)		Used in 8678 idler pulley assy.	1	B8QH 2894-A
65/67	A (6 cyl.)			1	(YS-26)
	2906 SUPPORT - AIR CONDITIONER COMPRESSOR BRACKET				
71/	L(4 cyl. 98-1600CC)-with hang-on A/C			1	D1FZ 2906-A

HALPERT_AUCTIONS

YEAR	MODEL	DESCRIPTION	QTY.	PART NUMBER
	2A934 BOLT - AIR CONDITIONER IDLER PULLEY MOUNTING			
70/	A, B, F(8 cyl. 390, 429)		1	D0AZ 2A934-A (YS-27)
72	A, B, F, P(with hang-on A/C)		1	D1FZ 2A934-A (YS-28)
71/	L(4 cyl. 122-1600CC)-with hang-on A/C		1	
	2A942 ARM - AIR CONDITIONER COMPRESSOR BELT ADJUSTMENT - Also refer to group 10A313			
65/66	A(6 cyl.)-with economy hang-on A/C-	Not replaced	1	★C5AZ 2A942-A
65/68	X (6 cyl.)	Not replaced	1	★C4DZ 2A942-A
65/68	F (6 cyl.)		1	
		Bolt (to compressor)-3/8"-16 x 1 1/8"	1	20408-S7(B81)
		Nut-3/8"-16	1	34057-S8(M161)
		Lockwasher-3/8"		34807-S8(X66)
	2A951 BRACE - AIR CONDITIONER COMPRESSOR - Also refer to groups 2888 & 2889			
66/68	B, X(6 cyl.)	Upper-not replaced	1	★C6OZ 2A951-A
	2A965 INSULATOR - AUTOMATIC AIR LEVELER COMPRESSOR MOUNTING			
68	A	Not replaced	1	★C7AZ 2A965-A
69/71	A, S		3	C9AZ 2A965-A
72	A, B, S	Also serviced w/D2AZ 5A713-A, B compressors	3	D0VY 2A965-A
	2A975 WIRING ASSY. - AIR CONDITIONER COMPRESSOR CLUTCH			
72	S(8 cyl.400, 429)		1	D2SZ 2A975-A
	2978 SUPPORT - AIR CONDITIONER COMPRESSOR			
66/68	B, X(6 cyl.)	Not replaced	1	★C6OZ 2978-A
71/	L(4 cyl. 122)-with hang-on A/C	Front	1	D3FZ 2889-A
		Rear	1	D3FZ 2889-B
	2979 BRUSH and HOLDER - AIR CONDITIONER COMPRESSOR CLUTCH - Also Refer to group 2884			
65/67	A	Use w/C0AZ 2884-D	1	C0AE 2979-A
65/69	A, B, F, S, X	Eaton-tagged C3SZ 2979-A, C7AA 2979-A,	1	C8SZ 2979-A
70/71	A(6 cyl.)	C7ZA 2987-A	1	
72	A, B, F, P	Hang-on A/C	1	
70	B (8 cyl. 302, 351)		1	
70	F(8 cyl. 351)		1	
71/	L (4 cyl.98, 122)		1	
70	X (6 cyl. & 8 cyl. 302)		1	
65/69	S	Bolt (to compressor base)-1/4"-20 x 1/2"	2	20308-S7-8(B40)
65/	B, F, X		2	
65/	A		2 or 4	
	2987 FIELD - AIR CONDITIONER COMPRESSOR CLUTCH - Also Refer to group 2884			
65/67	A, B, S, X	Warner-includes (1) C0AE 2988-A pilot bushing-	1	C3SZ 2987-A
65/66	F (6 & 8 cyl.)	metal tag or stamped C3SA 2987-A - 1.763"/1.795" thick	1	(YB-40)
67	A (8 cyl. 390, 428), S	Warner-metal tag or stamped C7AA 2987-A -	1	C7AZ 2987-A
67	B, F(except GT350)-6 cyl. & 8 cyl. 390	1.763"/1.795" thick	1	(YB-51)
67	X (6 cyl.)		1	
66/67	A, B, F(except GT350), S-8 cyl. 352, 390	Pitts-metal tag or stamped C4AA 2987-A -	1	C6AZ 2987-A
67	A(P/C)-8 cyl. 428 "Before 3/15/67"	1.885"/1.915" thick	1	(YB-41)
67	A(P/C)-8 cyl. 428 "From 3/15/67"	Pitts Industries-metal tag or stamped	1	★C4AZ 2987-A
65	B (6 & 8 cyl.)	C4VA 2987-A - 1.697"/1.727" thick	1	m/w C8AZ 2987-C
66/67	B, X (6 cyl.)		1	
67	F(GT350)		1	
65	F (8 cyl.)		1	
66	A (except 76B)	Hang-on A/C	1	
69	A(8 cyl. 302, 390, 429)	Pitts Industries-stamped C9AA 2987-B	1	C9AZ 2987-A
69	B, F (6 cyl. 250 & 8 cyl. 302, 351)		1	(YB-20)
69	S(8 cyl. 429)		1	
70/	A(8 cyl.)		1	
70	B(exc. 71)-6 cyl.		1	
70	B(8 cyl. 302, 351, 429)		1	
70/	F, P, S		1	
71/	B		1	
71/	L(exc.4 cyl.122)		1	
69/70	X(8 cyl. 302)		1	

COPYRIGHT © 1975 — FORD MOTOR COMPANY — DEARBORN, MICHIGAN

HALPERT_AUCTIONS

YEAR	MODEL	DESCRIPTION	QTY.	PART NUMBER
	2987 FIELD - AIR CONDITIONER COMPRESSOR CLUTCH - continued			
68	B, F, X(289, 302)	Pitts-Integral or hang-on A/C stamped -	1	C8AZ 2987-D
68	B(8 cyl. 390)-integral A/C	C7AA 2987-E - 1.985"/2.015" thick	1	(YB-43)
68	A(8 cyl. 390, 428)-Integral or hang-on A/C	Pitts-stamped C7AA 2987-D or C9AA 2987-C -	1	C8AZ 2987-C
69	A(8 cyl. 428)	1.697"/1.727" thick	1	(YB-52)
68	F, S(8 cyl. 390, 428CJ)- Integral or hang-on A/C		1	
68	B, F, X(6 cyl.)-Integral or hang-on A/C		1	
68	B(8 cyl. 390)-hang-on A/C		1	
69	F(8 cyl. 390, 427, 428)		1	
69	B(8 cyl. 390, 428)		1	
69/70	X(6 cyl. 200)		1	
71/72	L(4 cyl.122-2000CC) "Before 1/10/72"	Pitts-stamped D1HA 2987-AA	1	D1HZ 2987-A
72	L(4 cyl. 122 2000cc) "From 1/10/72"	Pitts-stamped D22A 2987-AA	1	D2FZ 2987-A (YB-46)
72	S(8 cyl.400, 429)		1	D1VY 2987-A (YB-45)
65	F	Bolt (to compressor)-1/4"-20 x 1/2"	AR	20308-S7-8(B40)
65/	A, B, F, S, X	Bolt (to compressor)-1/4"-20 x 9/16"	4	357144-S(BB123C)
72	L	Bolt (to compressor)-1/4"-20 x 1/2"	4	382445-S101 (BB429WS)
	2990 BEARING - AIR CONDITIONER COMPRESSOR PULLEY			
65/	A, B, F, L, P	For A/C compressor clutch-1.18" I.D. -	1	C9AZ 2990-A
		2.16" O.D.		(YP-20)
65/71	S, X		1	
72	S(8 cyl.400, 429)	For A/C compressor clutch-1.57" I.D. -	1	D1VY 2990-A
		2.44" O.D.		(YP-23)
65/67	A(8 cyl. 289, 352, 390)-exc. 4/S/T, S	For idler pulley-.626" & 1.18" O.D.-2 13/16" long	1	C4AZ 2990-A
65/67	B, F, X(8 cyl. 289) "Before 1/3/67"		1	(YP-21)
68	A(8 cyl. 302), B(8 cyl. 302, 390)		1	
68	F(8 cyl. 289-2/B, 302), X(8 cyl. 289, 302)		1	
65/67	A(8 cyl. 352, 390), S	For idler pulley-.626" & 1.119" O.D.-2 7/16" long	1	C5AZ 2990-B
66/67	B, F(8 cyl. 390)		1	(YP-19)
67	A(8 cyl. 289)-Selectaire		1	
67	A, B, F, X(8 cyl. 289) "From 1/3/67"		1	
68	A(8 cyl. 302), B(8 cyl. 302, 390)		1	
68	F(8 cyl. 289-2/B, 302-4/B), X(8 cyl. 289, 302)		1	
68/69	S(8 cyl. 429)		1	
69	A(8 cyl. 429)		1	
65/69	A, S	Snap ring (bearing to clutch shoe)	1	370377-S(QQ16)
65/ 69	A, S	Retainer-snap (brg. to clutch field hsg.)-2 1/4"	1	372642-S(QQ80)
	2995 HEAD - AIR CONDITIONER COMPRESSOR CYLINDER			
65/68	A, B, F, S, X(integral or hang-on A/C)	Tecumseh compressor	1	C3GY 2995-A
69/71	A, B, F, L, P, X(hang-on A/C)		1	
65/67	S	York compressor	1	C2SZ 2995-A
65/67	A, B, X		1	
65/67	F		1	
65/67	X	Tecumseh compressor - not replaced	1	★C0AE 2995-A
65/67	X	Lehigh or York compressor - not replaced	1	★C1AE 2995-A
68/69	A, B, F, S, X	York-Roto-lock type service valve-consists of	1	C8SZ 2995-A
70/71	A, B, F, L, P, X(hang-on A/C)	1 head & 2 gaskets	1	
72	A, B, F, P(hang-on A/C)	York-bolt down type service valves-consists of	1	D1FZ 2995-A
		1 head & 2 gaskets		
71/	L(hang-on A/C)		1	
70/	A, B, F, L, P, S, X(integral A/C)	Tecumseh compressor	1	D0AZ 2995-A
70/	A, B, F, L, P, S, X(integral A/C)	York compressor	1	D0AZ 2995-B

HALPERT_AUCTIONS

INDEX

PART NAME	GROUP NUMBER
A	
Absorber (steering shock)	3E651
Actuator (P/S gear valve)	3812
Actuator (steering column lock lever)	3E715
Actuator assy. (steering column lock)	3E723
Actuator kit (P/S control valve)	3783
Adapter (front suspension lower arm)	3375-6
Adapter (P/S pump to mounting)	3K505
Adapter & gusset (front suspension lower arm)	3A031-2
Adapter kit (P/S installation)	3A705
Adapter kit (P/S to A/C)	3A635
Adjuster (P/S control valve spool)	3B700
Adjuster (steering gear worm thrust bearing)	3A670
Arm (front axle spindle)	3130-1
Arm (steering gear sector shaft)	3590
Arm (steering idler)	3734, 3A734
Arm assy. (front axle radius)	3A360
Arm assy. (front suspension lower)	3078-9
Arm assy. (front suspension upper)	3082
Arm & bracket assy. (steering idler)	3355
Arm & bushing kit (steering idler)	3352
Axle assy. (front driving less wheels)	3002
B	
Ball joint (front suspension lower arm)	3050
Ball joint (front suspension upper arm)	3049
Ball kit (steering gear worm)	3647
Ball stud kit (steering drag link)	3A533
Bar assy. (steering front track)	3B239
Bearing (front axle spindle)	3123
Bearing (moveable steering column to track lower bracket)	3C728
Bearing (P/S gear input shaft)	3D525
Bearing (steering column release cam)	3D581
Bearing (steering gear rack adjustment)	3F515
Bearing (steering gear worm thrust)	3571
Bearing assy. (steering column tube)	3517
Bearing kit (P/S gear lower thrust)	3D730
Bearing kit (P/S gear upper thrust)	3D729
Bolt (front suspension lower arm mounting)	3057
Bolt (front suspension lower arm strut)	3B267
Bolt (P/S control valve spool)	3-3698
Bolt (P/S pump oil filter support or cover retaining)	3601
Bolt (steering column tube flange)	3641

PART NAME	GROUP NUMBER
B- cont'd.	
Boot (P/S cylinder)	3C528
Boot (steering column tube)	3C611
Boot & insulator kit (P/S cylinder)	3C651
Brace (moveable steering column track)	3C557
Bracket (front suspension bumper)	3382-3
Bracket (front suspension lower arm strut mounting)	3416
Bracket (front suspension radius arm mounting)	3B095
Bracket (front track bar mounting)	3B241
Bracket (moveable steering column track support)	3C574
Bracket (P/S cylinder mounting)	3A652
Bracket (P/S hose)	3C510
Bracket (P/S hose insulator)	3A611
Bracket (P/S oil cooler)	3D743
Bracket (P/S pump adjusting)	3A732
Bracket (P/S pump pressure & return tube)	3E596
Bracket (P/S pump support)	3562
Bracket (steering column release motor)	3E639
Bracket (steering column support)	3B139-40
Bracket (steering column to instrument panel)	3676-8
Bracket (steering gear mounting)	3E552
Bracket (steering idler arm mounting)	3350-1
Bracket (steering shock absorber)	3E652-3
Bracket assy. (front radius arm)	3B095
Bracket assy. (front suspension lower arm mounting)	3A134
Bracket assy. (front suspension lower arm strut mounting)	3486-7
Bracket assy. (front track bar mounting)	3B241
Bumper (front suspension)	3019-20
Bumper (steering column tube upper flange)	3D656
Bumper (steering column lock actuator)	3F529
Bushing (front suspension lower arm mounting bolt)	3069
Bushing (front suspension track bar)	3A116
Bushing (front suspension upper arm ball joint adjusting)	3B049
Bushing (front suspension upper arm inner shaft)	3068
Bushing (P/S control valve spool)	3A519
Bushing (steering column shaft)	3C773

COPYRIGHT © 1975 — FORD MOTOR COMPANY — DEARBORN, MICHIGAN

HALPERT_AUCTIONS

INDEX

PART NAME	GROUP NUMBER
B. cont'd.	
Bushing (steering gear housing sector shaft)	3576
Bushing (steering idler arm)	3356-8
Bushing assy. (front suspension track bar)	3A116
Bushing assy. (front suspension upper arm)	3062
Bushing kit (P/S cylinder mounting rod end)	3C590
Bushing & mounting kit (front suspension lower arm)	3048
Bushing & washer kit (front suspension lower arm strut)	3A187
C	
Cam & bolt (front suspension lower arm)	3B236-7
Cap (P/S control valve spool centering spring)	3C705
Cap (P/S gear cylinder)	3A745
Cap (P/S gear cylinder piston)	3D530
Cap (steering column position lock spring)	3E518
Cap (steering stop)	3B279
Cap assy. (P/S pump oil reservoir filler)	3A006
Cap kit (P/S control valve spool centering spring)	3C705
Case assy. (front axle differential gear)	4204
Clamp (front wheel spindle connecting rod)	3287
Clamp (P/S control valve ball stud dust cover)	3A728
Clamp (P/S control valve ball stud sleeve)	3-3739
Clamp (P/S cylinder piston rod boot)	3C755
Clamp (steering column)	3506
Clamp (steering column shaft lower coupling)	3D699
Clamp (steering column to instrument panel)	3668
Clamp (steering gear ball return guide)	3544
Clamp assy. (P/S hose)	3A762
Clamp assy. (steering column)	3507
Clip (P/S hose)	3E523
Clip (P/S hose retaining)	3E506
Clip (steering column shaft insulation)	3E629
Collar (steering wheel hub)	3D687
Cone & roller (front axle differential)	1201, 4221
Cone & roller (front axle driving pinion front)	4630
Cone & roller (front axle driving pinion rear)	4621
Cooler assy. (P/S oil)	3D746
Coupling (steering gear input shaft to steering column shaft)	3A525
Cover (front axle housing)	4033
Cover (P/S control valve ball stud dust)	3A729
Cover (steering column instrument panel opening)	3A673
Cover (steering column opening)	3C525
Cover (steering column position control)	3D505
Cover (steering column position spring)	3E541
Cover (steering gear input shaft & worm)	3568
Cover (steering gear sector shaft housing)	3580
Cover (steering idler arm bearing)	3B042
Cover (steering wheel)	3D752
Cover (steering wheel hub lower)	3491
Cover (steering wheel sport grip)	3L600
Cover assy. (P/S pump housing)	3A698
Cover assy. (P/S pump oil reservoir)	3A582
Cup (front axle differential cone & roller)	4222
Cup (front axle driving pinion cone & roller front)	4628
Cup (front axle driving pinion cone & roller rear)	4616
Cup (front axle spindle bolt bearing)	3126
Cup (steering gear worm bearing)	3552-3
Cylinder assy. (P/S)	3A540
D	
Dampener kit (front axle king pin)	3B289
Deflector (front axle universal joint flange oil seal dust)	4859
Deflector (rear axle universal joint flange oil seal dust)	4859
Differential assy. (front axle)	4026
Dipstick (P/S pump)	3A006
Drag link (pitman arm & spindle end connecting)	3304
E	
Element (P/S pump oil reservoir filter)	3-3538, 3837
Emblem (steering wheel hub)	3649
End assy. (front wheel spindle connecting rod)	3A130-1
Extension (steering column tube flange)	3790
F	
Filter assy. (P/S pump housing oil)	3C602
Filter assy. (P/S pump reservoir oil)	3-3538
Fitting (P/S pump valve outlet)	3D654
Flange (steering column tube)	3511
Flange (steering column tube lower)	3D651
Flange assy. (front axle universal joint)	4851

HALPERT_AUCTIONS

INDEX

PART NAME	GROUP NUMBER
G	
Gasket (front axle cover)	4035-6
Gasket (front axle driving pinion oil slinger)	4671
Gasket (P/S control valve body)	3A740
Gasket (P/S pump cover)	3A760
Gasket (P/S pump oil reservoir cover)	3A642
Gasket (P/S pump oil reservoir cover retaining bolt)	3C719
Gasket (steering gear housing end plate)	3593
Gasket (steering gear sector shaft housing cover)	3581
Gasket & shim kit (steering gear housing cover)	3593
Gear (steering column lock)	3E717
Gear assy. (steering)	3504
Gear & flange assy. (power steering)	3A500
Gear kit (front axle differential side)	4236-7
Gear & pinion kit (front axle)	3222, 4209
Grommet (steering column opening)	3K680
Grommet (steering column to dash)	3512
Guide (front axle shaft inner)	3248
Guide (steering gear ball return)	3523
Guide assy. (front suspension spring)	3A197
Guide & clamp kit (steering gear ball return)	3523
Guide kit (P/S gear ball return)	3D727
H	
Hose (P/S reservoir to pump)	3691
Hose (P/S return line)	3A005
Hose (steering column release motor)	3D539
Hose (steering column release supply)	3D585
Hose (steering column release valve & supply)	3D537
Hose (steering column reservoir)	3D584
Hose assy. (P/S control valve to cylinder pressure)	3A714
Hose assy. (P/S control valve to cylinder return)	3A717
Hose assy. (P/S pressure line)	3A719
Hose assy. (P/S return line)	3A713
Housing assy. (front driving axle)	3010
Housing assy. (P/S pump)	3A643
Housing assy. (steering gear)	3548
Housing & spool assy. (P/S hydraulic control valve)	3B731
Hub (front axle locking differential gear clutch)	4946
I	
Idler arm & bracket assy. (steering)	3355
Impeller repair kit (P/S pump)	3A711
Index (steering column locking)	3B658
Input shaft assy. (steering gear)	3524
Insert (steering column lock)	3E716
Installation kit (P/S)	3A634-5
Insulator (front suspension radius arm)	3B203
Insulator (P/S control valve spool stop)	3C562
Insulator (P/S cylinder rod)	3A344
Insulator (P/S hose mounting)	3A609
Insulator (steering column)	3C577
Insulator (steering column bracket)	3682
Insulator (steering column lower flange)	3B564
Insulator (steering column shaft)	3E629
Insulator (steering gear)	3C716
Insulator assy. (P/S pump)	3-3640
Insulator & washer kit (steering shock absorber)	3F655
J	
Joint assy. (front suspension lower arm ball)	3050
Joint assy. (front suspension upper arm ball)	3049
Joint kit (front axle shaft)	3249
K	
Kit - refer to appropriate noun name For example Guide kit (P/S gear ball return)	3D727
Key (front door & ignition lock blank)	3685, 22053
Knob (steering column lock actuator)	3F531
L	
Lever (steering column locking)	3B661
Lever (steering column release)	3D544
Lever assy. (moveable steering column release)	3D543
Lever assy. (steering column lock actuator)	3F527
Limiting kit (P/S control valve reaction)	3C563
Link (steering sector shaft arm to spindle connecting rod)	3B163
Linkage kit (P/S installation)	3A634

COPYRIGHT © 1975 — FORD MOTOR COMPANY — DEARBORN, MICHIGAN

HALPERT_AUCTIONS

INDEX

PART NAME	GROUP NUMBER
M	
Motor (steering column release)	3D538
N	
Nut (front suspension lower ball joint retaining)	3A050
Nut (front suspension upper arm mounting bolt)	3B023
Nut (front suspension upper ball joint retaining)	3A049
Nut (P/S gear race)	3D627
Nut (steering column bracket retainer)	3E546
Nut (steering gear sector shaft adjusting)	3539
Nut (steering gear worm thrust bearing)	3707
O	
Orifice (P/S pump tube seat)	3A700
"O" ring (P/S gear control valve to housing)	3756
"O" ring (P/S pump oil reservoir orifice)	3-3547
"O" ring (P/S pump valve cap)	3-3618
P	
Pad assy. (steering wheel hub)	3623
Pawl (steering column release)	3E520
Pin (P/S pump rotor shaft)	3-3633
Pin (steering column locking lever)	3B663
Pin (steering column pivot)	3D739
Pin (steering column release cable)	3E683
Pinion gear kit (front axle differential)	4215
Pitman arm (steering)	3590
Pivot (moveable steering column)	3B650
Plate (P/S control valve cap adapter)	3-3712
Plate (P/S pump pressure)	3D590
Plate (P/S pump retainer end)	3D589
Plate (steering gear housing end)	3568
Plate kit (front axle locking differential)	4880
Plate & bushing (P/S pump)	3D643
Plug (front axle spindle arm)	3147
Plug (P/S control valve reaction control opening)	3A512-3
Plug (steering gear housing oil filler)	3538
Power steering installation kit	3A634-5
Pulley (P/S pump)	3A733
Pump assy. (P/S)	3A674
R	
Rack & worm assy. (steering gear)	3524
Reinforcement (front suspension housing spring seat)	3A072
Reinforcement (front suspension lower arm)	3399, 3B329
Reinforcement (P/S oil reservoir orifice)	3B563
Reservoir assy. (P/S pump oil)	3A697
Retainer (front axle radius arm bushing)	3B186
Retainer (front suspension lower arm ball joint seal)	3A027
Retainer (moveable steering column locking lever spring)	3C733
Retainer (P/S cylinder stud seal)	3D507
Retainer (P/S hose insulator mounting)	3A610
Retainer (P/S pump relief valve)	3-3627
Retainer (steering column clamp)	3D672
Retainer (steering column collar)	3E739
Retainer (steering column key cylinder lock)	3C610
Retainer (steering column lower bearing seal)	3510
Retainer (steering column opening cover)	3D638
Retainer (steering column position spring)	3E519
Retainer (steering column release cable)	3E636
Retainer (steering column release lever)	3E543
Retainer (steering column shroud)	3D695
Retainer (steering column tube)	3499
Retainer (steering column tube lower flange insulator)	3D767
Retainer (steering column upper bearing)	3B610, 3C610, 3839
Retainer (steering wheel horn ring)	3629
Retainer assy. (moveable steering column opening seal)	3D635
Retainer assy. (steering column lower bearing)	3D681
Rim (steering wheel horn ring)	3634
Ring (P/S gear cylinder cap retaining)	3A746
Ring (steering shaft lower bearing retainer)	3F543
Ring (steering wheel hub trim)	3656
Ring gear & pinion kit (front axle)	3222, 4209
Ring kit (P/S gear valve spool retaining)	3757
Rod (steering column position spring)	3E517
Rod (steering column release)	3E514-5
Rod assy. (front wheel spindle connecting)	3A130-1, 3280-1
Rod assy. (steering arm to idler arm)	3304
Rotor assy. (P/S pump)	3D607

HALPERT_AUCTIONS

INDEX

PART NAME	GROUP NUMBER
S	
Screw (front axle cover to housing)	4346
Screw (steering gear sector shaft adjusting)	3577
Seal (front axle shaft oil)	3254
Seal (front axle spindle arm open yoke)	3132
Seal (front axle spindle bolt dust)	3125
Seal (front axle spindle pin bearing grease)	3171
Seal (front suspension arm ball joint dust)	3A105
Seal (front suspension ball stud dust)	3332
Seal (P/S control valve spool centering spring cap)	3C706
Seal (P/S gear input shaft)	3D526
Seal (P/S gear input shaft dust)	3D527
Seal (P/S gear piston)	3805
Seal (P/S pump reservoir)	3D684
Seal (P/S pump rotor shaft oil)	3B592
Seal (steering ball stud dust)	3332
Seal (steering column opening weather)	3513
Seal (steering column shaft)	3B631
Seal (steering gear sector shaft housing oil)	3591
Seal (steering gear sector shaft oil)	3738
Seal assy. (front axle driving pinion oil)	4676
Seal assy. (rear axle driving pinion oil)	4676
Seal & gasket kit (P/S gear)	3C538
Seal & gasket kit (P/S pump)	3B584
Seal & gasket kit (P/S pump to reservoir)	3D684
Seal kit (P/S cylinder)	3A764
Seal kit (P/S gear adjuster plug)	3D733
Seal kit (P/S gear backup valve)	3D731
Seal kit (P/S gear guide)	3D727
Seal kit (P/S gear "O" ring)	3D734
Seal kit (P/S gear sector shaft)	3D732
Seat (P/S pump oil reservoir filter retaining spring)	3B754
Seat & bushing assy. (front suspension upper arm spring)	3388
Shaft (front axle differential pinion)	4211
Shaft (front suspension lower arm)	3057
Shaft (front suspension upper arm)	3056
Shaft (P/S pump rotor)	3B559
Shaft (steering gear sector)	3575
Shaft assy. (front axle)	3219-20
Shaft assy. (steering column)	3524
Shaft assy. (steering gear input)	3524

PART NAME	GROUP NUMBER
S- cont'd.	
Shaft & control assy. (P/S gear input)	3D517
Shaft & control kit (P/S gear input)	3524
Shaft & joint assy. (steering column)	3B676
Shaft kit (front suspension upper arm)	3047
Shield (front suspension spindle ball stud)	3B311
Shield (P/S splash lower)	3E634
Shield (P/S splash upper)	3E595
Shim (front axle differential bearing adjusting)	4067
Shim (front axle driving pinion adjusting)	4672
Shim (front axle spindle bolt)	3117
Shim (front suspension lower arm mounting)	3054
Shim (front suspension upper arm mounting)	3043
Shim (P/S gear valve centering)	3D688
Shim kit (steering gear mounting)	3F546
Shim kit (steering gear sector shaft adjusting)	3A657
Shim & gasket kit (steering gear sector shaft cover)	3F518
Shock absorber (steering)	3E651
Shock absorber kit (steering)	3E650
Shroud (steering column)	3530
Sleeve (front wheel spindle connecting rod adjusting)	3310
Sleeve (steering column tube bearing)	3518
Sleeve kit (front wheel spindle connecting rod adjusting)	3310
Sleeve kit (steering drag link adjusting)	3310
Slinger (front axle driving pinion shaft oil)	4670
Slinger (front axle spindle yoke)	3C132
Snap ring (steering gear sector shaft adjusting screw)	3549
Socket (P/S control valve stud)	3A754
Spacer (front axle spindle bearing)	3299
Spacer (P/S control valve spool)	3A658
Spacer (P/S cylinder mounting)	3652
Spacer (P/S gear sector shaft seal)	3D529
Spacer (P/S pump adjusting bracket)	3D600
Spacer (steering column bracket)	3578
Spacer (steering column bracket insulator)	3E742
Spacer (steering column mounting bracket lower)	3E708
Spacer (steering gear frame)	3566
Spacer (steering gear pinion bearing)	3K599

COPYRIGHT © 1975 — FORD MOTOR COMPANY — DEARBORN, MICHIGAN

HALPERT_AUCTIONS

INDEX

PART NAME	GROUP NUMBER
S. cont'd.	
Spindle assy. (front wheel)	3102-6
Spring (P/S control valve reaction limiting)	3C563
Spring (P/S gear control valve spool)	3A594
Spring (P/S pump flow control valve)	3A570
Spring (P/S pump oil filter retaining)	3B688
Spring (P/S pump pressure plate)	3D596
Spring (P/S pump slipper)	3B601
Spring (steering column lock)	3E696
Spring (steering column lock cylinder)	3E701
Spring (steering column lock retaining lever)	3F532
Spring (steering column locking lever)	3B664
Spring (steering column position)	3D655
Spring (steering column position lock)	3B768
Spring (steering column upper bearing)	3520
Spring (steering gear rack adjustment bearing)	3K576
Spring assy. (ignition switch return)	3E746
Spring centering kit (P/S control valve)	3A675
Stop (P/S control valve spool travel regulator)	3C560
Strut (front suspension lower arm)	3468
Stud (P/S pump support)	3D683
Stud (steering drag link to selector arm ball)	3311
Stud repair kit (P/S hydraulic control ball)	3A533
Support (P/S pump)	3C511
T	
Tank assy. (P/S pump reservoir)	3A699
Tank & bracket assy. (steering column control vacuum)	3E547
Track assy. (moveable steering column)	3C571
Tube (P/S pressure line to valve)	3494
Tube (P/S return line hose to control valve)	3A575
Tube (steering column release valve)	3E558
Tube assy. (P/S control valve to cylinder rod end)	3A717
Tube assy. (P/S pressure outlet)	3E576
Tube assy. (steering column prime)	3509, 3514
U	
U-bolt (steering shock absorber)	3E654
Universal joint kit (front axle shaft)	3248
V	
Valve (steering column release)	3D536
Valve assy. (P/S hydraulic control)	3A730
Valve assy. (P/S pump)	3A561
Valve housing & spool (P/S hydraulic control)	3B731
Valve kit (P/S control valve return port relief)	3E710
Valve kit (P/S gear rear check)	3D728
Valve repair kit (P/S hydraulic control)	3A650
W	
Washer (P/S cylinder rod insulator)	3A345
Washer (P/S pump adjusting bracket)	3-3638
Washer (steering column socket-thrust)	3C708
Washer (steering gear worm sector thrust)	3579
Washer (steering shaft coupling bolt)	3C660
Wheel assy. (steering)	3600
Wire assy. (steering wheel relay switch)	3D568
Wire & terminal (steering shaft ground)	3B710
Worm gear & rack assy. (steering gear input)	3524

HALPERT_AUCTIONS

3002 AXLE ASSY. - FRONT DRIVING - LESS WHEELS

FRONT DRIVING AXLE IDENTIFICATION TAG

Each front driving axle is identified by a number which appears on a metal tag attached to the axle. In addition to this identification number the Dana part number, month and year of production and axle ratio also appear on this tag.

A second tag is attached to those axles which are equipped with locking type differentials.

Refer to the illustration below for the location of these identification tags. A guide listing these axle identification numbers in numerical and alphabetical sequence follows the illustration.

Axle assemblies, although not normally stocked as service items, may be obtained from the nearest assembly plant when used in current production. Order through your local Parts Distribution Center.

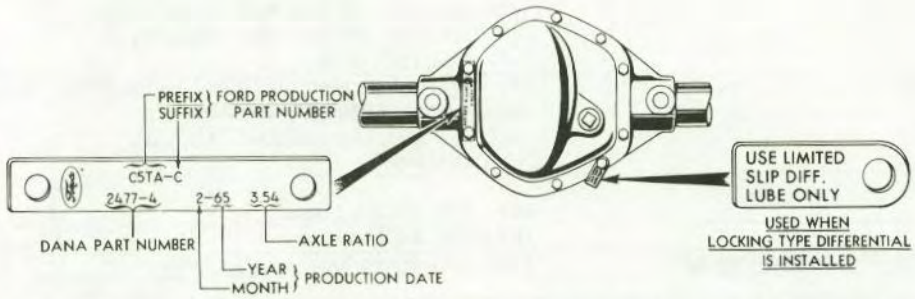

DANA AXLE IDENTIFICATION P-5383

AXLE IDENTIFICATION CHART

FORD I.D.NO.	DANA I.D.NO.	RATIO	FREE RUN. HUB	LOCK DIFF.	AXLE MODEL
C6TA-D	2760-5	4.56	No	No	30
C6TA-H	2760-1	4.10	Yes	No	30
C6TA-N	2760-3	4.10	No	No	30
C6TA-R	2760-7	4.56	Yes	No	30
C6TA-AB	602760-7	4.56	Yes	No	30
C6TA-AC	602760-3	4.10	No	No	30
C6TA-AD	602760-1	4.10	Yes	No	30
C6TA-AE	602760-5	4.56	No	No	30
C6TA-AM	602845-7	4.56	No	No	30
C6TA-AN	602845-3	4.10	No	No	30
C6TA-AR	602834-1	4.10	Yes	No	30
C6TA-AS	602845-5	4.56	No	No	30
C6TA-CT	602901-1	4.10	Yes	No	30
C6TA-CU	602901-2	4.10	Yes	Yes	30
C6TA-CV	602901-3	4.10	No	No	30
C6TA-CY	602901-4	4.56	Yes	No	30
C6TA-CZ	602901-5	4.56	Yes	Yes	30
C6TA-DA	602901-6	4.56	No	No	30
C6TA-DB	602901-7	3.50	Yes	No	30
C6TA-DC	602901-8	3.50	Yes	Yes	30
C6TA-DD	602901-9	3.50	No	No	30
C7TA-N	602905-5	4.56	Yes	Yes	30
C7TA-R	602905-4	4.56	Yes	No	30
C7TA-S	602905-6	4.56	No	No	30
C7TA-T	602905-2	4.10	Yes	Yes	30
C7TA-U	602905-1	4.10	Yes	No	30
C7TA-V	602905-3	4.10	No	No	30
C7TA-Y	602905-8	3.50	Yes	Yes	30
C7TA-Z	602905-7	3.50	Yes	No	30
C7TA-AA	602905-9	3.50	No	No	30
C8TA-AA	602990-8	3.50	Yes	Yes	30
C8TA-AB	602990-7	3.50	Yes	No	30
C8TA-AC	602990-9	3.50	No	No	30
C8TA-AD	602990-5	4.56	Yes	Yes	30
C8TA-AE	602990-4	4.56	Yes	No	30
C8TA-AF	602990-6	4.56	No	No	30
C8TA-AG	602990-2	4.10	Yes	Yes	30
C8TA-AH	602990-1	4.10	Yes	No	30
C8TA-AJ	602990-3	4.10	No	No	30
C9TA-V	603127-8	3.50	Yes	Yes	30
C9TA-Y	603127-7	3.50	Yes	No	30
C9TA-Z	603127-9	3.50	No	No	30
C9TA-AA	603127-4	4.56	Yes	No	30
C9TA-AB	603127-2	4.10	Yes	Yes	30
C9TA-AC	603127-1	4.10	Yes	No	30
C9TA-AD	603127-3	4.10	No	No	30
D1TA-LB	603218-4	3.54	Yes	Yes	44
D1TA-MB	603218-3	3.54	Yes	No	44
D1TA-NB	603218-1	3.54	No	No	44
D1TA-SB	603218-8	4.09	Yes	Yes	44
D1TA-RB	603218-11	4.55	Yes	No	44
D1TA-TB	603218-7	4.09	Yes	No	44
D1TA-UB	603218-5	4.09	No	No	44

COPYRIGHT © 1975 — FORD MOTOR COMPANY — DEARBORN, MICHIGAN
FINAL ISSUE

HALPERT_AUCTIONS

3002 AXLE ASSY. - FRONT DRIVING - LESS WHEELS - continued

YEAR	MODEL	RATIO	WITH FREE RUNNING HUBS	W/O FREE RUNNING HUBS	AXLE IDENT. TAG	AXLE MODEL	QTY.	PART NUMBER
71/	U	4.55	x		D1TA-RA-RB	44	1	D1TA 3002-RB
71/	U(locking differential)	3.54	x		D1TA-LA-LB	44	1	D1TA 3002-LB

YEAR	MODEL	DESCRIPTION	QTY.	PART NUMBER
	3A005 HOSE - POWER STEERING RETURN LINE. Also refer to Group 3A719			
65/	A, B, F, S, X	3/8" I.D.-5/8" O.D.-25" long bulk	AR	C7AZ 3A005-A
	3A006 CAP ASSY. - POWER STEERING PUMP OIL RESERVOIR FILLER			
65	A, B, F, S, X(8 cyl.)-without A/C	Dip stick approx. 3" long-Eaton-belt driven-side mounted pump	1 1	C1AA 3A006-A
65/66	A, B, F, X	Use with straight vertical reservoir filler tube for Ford pumps marked HBA-AC thru AC4, -AE thru AE4, -AG thru AG4, -AJ thru AJ2, -AN thru AN4, -AR thru AR4, -AS, -AS3, --AT, AT3, -BC, -BC3	1	C5AZ 3A006-B
65/66	A, B, F, S, X	Use with angular reservoir filler tube for Ford pumps marked HBA-AD thru AD4, -AF thru AF4, -AH thru AH4, -AU, -AU3, -BB thru BB3	1	C5AZ 3A006-C
67/	A, B, F, P, X		1	D1VY 3A006-A
71/72	S	#HBA-BX, CR Ford type	1	
72	S	#HBA-CJ, Saginaw type	1	D2VY 3A006-A
65	B, F, X(6 cyl. 170, 200)-without A/C	Eaton-belt driven-side mounted pump	1	C3DZ 3A006-A
72	U		1	D1VY 3A006-A
	3010 HOUSING ASSY. - FRONT AXLE			
66	U	Use 1 each 8A 4616 outer cup & 8M 4621 outer brg.	1	C6TZ 3010-L
67	U	Use 1 ea. 8A 4616 outer cup & 8M 4621 outer brg.	1	C7TZ 3010-B
68/71	U "Before Ser. K20, 001"	Use 1 ea. 8A 4616 outer cup & 8M 4621 outer brg.	1	C8TZ 3010-A
71/	U "From Ser. K20, 001"		1	D1TZ 3010-B
	3019-20 BUMPER - FRONT SUSPENSION			
65/	A	Upper arm	2	C9AZ 3020-B
67/	S	Upper arm	2	
65/71	A	Lower arm	2	D1AZ 3020-A
67/71	S	Lower arm	2	
72	A, B, S	Lower arm	2	D3AZ 3020-A
65	B		2	C3OZ 3020-B
66/68	B, X		2	C6OZ 3020-A
67/69	F		2	
69/71	B		2	C9OZ 3020-A
69/70	X		2	
70/	F, P		2	
72	B	Upper arm	2	C9AZ 3020-B
65/66	S		2	C1SZ 3020-A
65	X(6 cyl.)		2	C3DZ 3020-A
65/66	F(6 & 8 cyl.)		2	
65	X(8 cyl.)		2	C5DZ 3020-B
66/	U	7/16"-20	2	C1TT 3020-C
65/	B, X	Nut (bumper to underbody)-5/16"-24	2	33798-S7-8(M62)
65/66	F		2	
66/68	B, X	Nut-5/16"-24 (bumper to 3382-3 bracket)	2	34443-S7-8(M79)
67/69	F		2	
		Lockwasher-5/16"		34806-S7(X64)
		Nut-(upper arm)-3/8"-24		33800-S8(M63)
		Lockwasher-3/8" I.D.-1/8" thick		34847-S8(X74)
68	S	Locknut (to upper arm)-3/8"-16	2	376575-S(MM173H)
65/	A	Locknut (lower arm bumper to arm)-3/8"-16	2	33799-S7(M52)
65/	A	Bolt (to arm)-1/2"-20 x 1 5/8"-serrated	4	382403-S7-8
67/	S		4	(BB243G)

Identification marking

HALPERT_AUCTIONS

YEAR	MODEL	DESCRIPTION	QTY.	PART NUMBER
	3B023 NUT - FRONT SUSPENSION UPPER ARM MOUNTING BOLT			
65/68	A	9/16"-12 square	4	C5AZ 3B023-A
67/68	S		4	
69/	A, S		4	C9AZ 3B023-A
72	B		4	
65	B	5/8"-11	4	C5OZ 3B023-B
	3A027 RETAINER - FRONT SUSPENSION LOWER ARM BALL JOINT SEAL			
65/71	A		2	C5AZ 3A027-A
67/71	S		2	
65/71	B		2	C5OZ 3A027-A
65/70	X		2	
66/	F		2	
70/	P		2	
68	A	Bolt-3/8"-24 x 1"	2	20389-S8(B171)
	A	Nut-3/8"-24	2	34445-S(M80)
	3A031-2 ADAPTOR and GUSSET - FRONT SUSPENSION LOWER ARM			
65	B	R. H. - On body	1	C2OZ 3A031-B
		L. H.	1	★C2OZ 3A032-A
		Bolt (bracket to body)-7/16"-14 x 1 1/8"	8	20410-S8(B103)
		Lockwasher-7/16"		34808-S8(X67)
		Nut-1/2"-13 x 3/4" (bracket to body)	4	33845-S8(M57)
		Lockwasher-1/2"	4	34809-S(X68)
66/69	B, X	Gusset only-R. H. to side member	1	C6OZ 3A031-A
		Gusset only-L. H. to side member	1	C6OZ 3A032-A
65	X	R. H.	1	C5DZ 3A031-A
		L. H. - not replaced	1	★C5DZ 3A032-A
	3B042 COVER - STEERING IDLER ARM BEARING			
65	X		2	C3DZ 3B042-A
65/66	F(6 cyl.)-M/S		2	
	3043 SHIM - FRONT SUSPENSION UPPER ARM MOUNTING			
65/71	F	1/8" thick-1.54" wide	AR	C5ZZ 3043-A
65	X		AR	
67/69	A		AR	
		1/32" thick-1.54" wide	AR	C5ZZ 3043-B
		1/64" thick-1.54" wide	AR	C5ZZ 3043-C
67/	A	1/8" thick	AR	LA 3043-B
69	F		AR	
		1/16" thick (also used as front fender shim)	AR	LA 3043-D
		1/32" thick	AR	LA 3043-A
72	S		2	D2SZ 3043-A
	3047 SHAFT KIT - FRONT SUSPENSION UPPER ARM			
65/72	A(all exc. H/D susp.) "Before 3/15/72"	Use with arm having rubber bushings with steel backing	2	C5AZ 3047-A
72	B(all exc. P/C & taxi) "Before 3/15/72"		2	
67/72	S "Before 3/15 72"		2	
		Consists of		
		1-C5AA 3056-A Shaft(11/16"-16 x 12 9/32")		
		2-C5AZ 3068-A Bushing(1 5/8" long)		
		2-C8AA 3A275-A Washer		
		2-380013-S8 Nut		
72	A, B, (exc. P/C & Taxi), S-"From 3/15/72"	Use with arm having rubber bushings with steel backing-consists of	2	D2AZ 3047-A
		1-D1SA 3056-AA Shaft(11/16"-16x12 25/32")		
		2-D1SZ 3068-A Bushing (1 15/16" long)		
		2-C8AA 3A275-A Washer		
		2-380013-S100 Nut		

COPYRIGHT © 1975 — FORD MOTOR COMPANY — DEARBORN, MICHIGAN
FINAL ISSUE

HALPERT_AUCTIONS

YEAR	MODEL	DESCRIPTION	QTY.	PART NUMBER
	3047 SHAFT KIT - FRONT SUSPENSION UPPER ARM - continued			
65/	A(H/D susp.)	Use with arm having all steel bushings with	2	C5AZ 3047-B
72	B(P/C & Taxi)	internal & external thread & 1 7/16" hex. head	2	
		Consists of		
		1-C5AA 3056-B Shaft(3/4"-8 x 10 7/8")		
		2-C5AA 3056-D Bushing(1 29/32" long)		
		2-370367-S100 Seal		
65	B	Consists of	2	C3OZ 3047-B
		2-C5OZ 3B023-B Nut 2-87924-S7-8 Washer		
		1-C3OA 3056-B Shaft 2-370367-S100 Ring		
		2-C8OA 3068-AorB Bushing 2-377261-S8 Bolt		
		2-376539-S7 Washer		
66/71	B	Consists of	2	C6OZ 3047-A
67/	F	1-D5BW 3056-AA Shaft 2-380952-S100 Nut	2	
70/	P	2-C8OA 3068-A Bushing 2-381683-S8M Plug	2	
66/70	X	2-34849-S2 Washer 2-385148-S8M Fitting	2	
		2-370367-S100 "O" ring 2-384626-S100 Bolt		
71/72	L "Before 10/26/71"	Consists of	2	D1FZ 3047-A
		2-D12A 3A275-AA Washer 2-384376-S100 Nut		
		1-D12A 3056-AB Shaft		
		2-D1FZ 3068-A Bushing		
72	L "From 10/26/71"	Consists of	2	D2FZ 3047-A
		2-D12A 3A275-AA Washer 2-384376-S100 Nut		
		1-D12A 3056-AB Shaft		
		2-D2FZ 3068-A Bushing		
65/66	S	Consists of	2	C3SZ 3047-A
		1-C3SA 3056-A Shaft 2-373518-S2 Bolt		
		2-C2SZ 3068-A Bushing 2-374268-S L/washer		
		2-55752-S7 Nut 2-374269-S Seal		
		2-87921-S Fitting		
65	X	Consists of	2	C3DZ 3047-A
65/66	F	1-C3DA 3056-A Shaft 2-87924-S7-8 Fitting	2	
		2-C8OA 3068-AorB Bushing 2-370367-S100 Ring		
	3048 BUSHING and MOUNTING KIT - FRONT SUSPENSION LOWER ARM			
65/	A	Lower arm-consists of	2	C5AZ 3048-A
67/	S	1-C5AZ 3069-A Bushing 1-34448-S8 Nut	2	
72	B	1-381668-S100 Bolt	2	
66/71	B	Control arm mounting-consists of	2	C6OZ 3048-A
67/	F	1-C6OZ 3069-A Bushing 1-C6OA 3B238-A Cam	2	
70/	P	1-C8OA 3B236-A Bolt 1-33845-S8 Nut	2	
66/70	X		2	
	3049 JOINT ASSY. - FRONT SUSPENSION UPPER ARM BALL			
65/71	A	Repl. by assy. - refer to Group 3082	2	★C7AZ 3049-C
67/71	S		2	
72	A,B,S	Serviced in 3082 upper arm assy.		★
65	B	R.H.-includes (1) stud nut,(2) bolts & nuts,(1) plug & (1) ball joint	1	C2OZ 3049-C
		L.H.-includes (1) stud nut, (2) bolts & nuts, (1) plug & (1) ball joint	1	C2OZ 3049-D
66/69	B	4 bolt pattern	2	•C7OZ 3049-A
65/69	F,X		2	
70	P "Before 7/14/69"		2	
70/71	B	3 bolt pattern-includes (1) stud nut, (3) bolts &	2	D0OZ 3049-A
70/	F	nuts, (1) fitting & (1) ball joint	2	
70/	P "From 7/14/69"		2	
70	X		2	
71/	L	Includes (1) stud nut, (2) bolts & nuts, (1) plug & (1) ball joint	2	D1FZ 3049-A
65/66	S	Includes (1) stud nut & (1) ball joint	2	C3SZ 3049-A
71/	U "From Ser. K20,001"		2	D3TZ 3049-A

• When upper arm & joint assy.(basic 3082-3) with 4 bolt ball joint pattern has been replaced by assembly with 3 bolt joint pattern, D0OZ 3049-A must be used for subsequent ball joint replacement.

HALPERT_AUCTIONS

YEAR	MODEL	DESCRIPTION	QTY.	PART NUMBER
	3049 JOINT ASSY. - FRONT SUSPENSION UPPER ARM BALL - continued			
65/71	A	Nut 9/16"-18 castle head, 7/8" wide, 5/8" thick	1	382826-S100
67/71	S	(stud nut)	1	(MM59U)
		Bolt 3/8"-24 x 1" hex hd.(joint to arm)	2	20389-S7-8(B171)
		Nut 3/8"-24 lock, 9/16" wide, 13/32" thick (joint to arm)	2	34445-S8(M80)
		Fitting 1/4"-28 (ball joint lube)	1	381682-S(II206H)
65	B	Nut 9/16"-18 castle hd.hex., 7/8" wide, 5/16" thick(stud nut)	1	34033-S18(M11)
66/71	B	Nut 9/16"-18 castle hd.hex.7/8" wide, 5/8"	1	382826-S100
65/71	F,P,X	thick(stud nut)		(MM59U)
65/71	B,F,P,X	Bolt 5/16"-24 x 1" special socket pen hd.(joint	3or4	378268-S2
71/	L	to arm)	2	(BB817T)
		Nut 5/16"-24 lock hex.hd., grade 8 steel (joint to arm)	3or4	34445-S8(M80)
		Fitting 3/8"-24 (ball joint tube)	1	381682-S(II206-H)
65/66	S	Nut 5/8"-18 hex.hd., 7/32" thick (joint to arm)	1	★378029-S
	3A049 NUT - FRONT SUSPENSION UPPER BALL JOINT RETAINING			
71/	U "From Ser. K20, 001"		1	D1TZ 3A049-A
	3B049 BUSHING - FRONT SUSPENSION UPPER BALL JOINT ADJUSTING			
71/	U "From Ser. K20, 001"		1	D1TZ 3B049-A
	3050 JOINT ASSY. - FRONT SUSPENSION LOWER ARM BALL			
65/71	A	Repl. by assy. - refer to Group 3078-9	2	★C7AZ 3050-B
67/71	S		2	
72	A,B,F,P,S	Serviced in 3078 (R.H.) or 3079 (L.H.) arm assy.		3050
71/	L		2	D1FZ 3050-A
65/66	S	R.H.	1	C3SZ 3050-A
	Consists of			
	1-C3SA 3A027-A Retainer	1-34033-S8 Nut	3-34806-S7 Lockwasher	
	1-C3SA 3A105-B Seal	1-72035-S7-8 Cotter pin	3-378064-S8 Screw	
	1-C4SA 3395-A Ball joint	3-351089-S8 Nut	1-I.S. No. 875	
65/66	S	L.H.	1	C3SZ 3050-B
	Consists of			
	1-C3SA 3A027-A Retainer	1-34033-S8 Nut	3-351089-S8 Nut	
	1-C3SA 3A105-B Seal	3-34806-S7 Lockwasher	3-378064-S8 Screw	
	1-C4SA 3A106-A Ball joint	1-72035-S7-8 Cotter pin	1-I.S. No. 875	
71/	U (front axle) "From Ser. K20, 001"		2	D3TZ 3050-A
67/71	A	Fitting-1/4"-28-lube-break-off	2	381682-S(II-206H)
68	S	Locknut (joint to arm)-3/8"-24	4	34445-S(M80)
68	A,S	Plug-1/4"-28	2	374714-S(PP35A)
68	S	Bolt (joint to arm)-3/8"-24 x 1"	4	20389-S8(B171)
65/71	A,S	Nut (joint to spindle)-5/8"-18	2	381612-S(MM61A)
	3A050 NUT - FRONT SUSPENSION LOWER BALL JOINT RETAINING			
71/	U (front axle) "From Ser. K20, 001"		1	D1TZ 3A050-A
	3054 SHIM - FRONT SUSPENSION LOWER ARM MOUNTING			
65/66	S	3 3/4" x 2 1/2"- 1/8" thick	AR	C1SS 3054-C
	S	3 3/4" x 2 1/2"- 1/32" thick	AR	C1SS 3054-D

3056 SHAFT - FRONT SUSPENSION UPPER ARM - Serviced in 3047 kit

		OVERALL LENGTH	HOLE CENTER	THREAD		
65/69	A (except 8 cyl. 427)	12 9/32"	6"	11/16"-16	2	*C5AA 3056-A
67/69	S				2	
65/69	A (8 cyl. 427)	10 7/8"	6"	3/4"-8	2	*C5AA 3056-B
65	B	9 3/8"	4 1/4"	3/4"-11	2	*C3OA 3056-B
66/71	B, X	9 23/64"	4 3/4"	3/4"-8	2	*C6OA 3056-A
67/	F, P				2	
65/66	F	8 23/32"	3 3/4"	3/4"-8	2	*C3DA 3056-A
65	X				2	
65/66	S	10 19/32"	5 1/2"	7/8"-8	2	*C3SA 3056-A

* Supplied in 3047 kits

COPYRIGHT © 1975 — FORD MOTOR COMPANY — DEARBORN, MICHIGAN

HALPERT_AUCTIONS

YEAR	MODEL		DESCRIPTION	QTY.	PART NUMBER
	3056 SHAFT - FRONT SUSPENSION UPPER ARM - continued - Serviced in 3047 kit				
65/66	S		Bolt (shaft to upper arm)-7/16"-20 x 1 1/8"	4	20411-S7(B184)
65	X			4	
			Lockwasher-7/16"		34808-S8(X67)
			Seal (shaft)-.736" I.D.	4	370367-S100(KK49)
65/	A, B, F, X		Seal (shaft)-.859" I.D. -.189" wide-Rubber	4	374269-S(KK49B)
65/	S		Locknut(to arm)-11/16"-16	2	380013-S7-8
65/	A			2	(MM179B)
67/	S			2	
72	B				
66/71	B		Bolt-1/2" x 13-1 7/8" (shaft to body)	4	380459-S
66/	F, P, X				(BB390AC)
			Nut-1/2"-13	4	380952-S
					(MM-II-B)
			Lockwasher-1/2"	4	34809-S(X68)
65/66	F		Bolt-1/2"-20 x 2 3/8" (shaft to body)	4	379329-S(BB390Y)
65	X			4	
			Nut-1/2"-20 x 3/4"	4	33846-S(M69)
			Washer-1/2"	4	34809-S(X68)
	3068 BUSHING - FRONT SUSPENSION UPPER ARM SHAFT - Also supplied in 3047 Kit				
65/72	A(all exc. H/D susp.)	"Before 3/15/72"	Rubber bushing with steel backing-1 5/8" long,	4	C5AZ 3068-A
72	B(all exc. P/C & Taxi)	"Before 3/15/72"	3/4" I.D., step shoulder O.D.	4	
67/72	S	"Before 3/15/72"		4	
72	A, B, (exc. P/C & Taxi), S-	"From 3/1/72"	Rubber bushing with steel backing-1 15/16" long (use with arm #D2AA 3392-AC or D3AA 3392-AA)	4	D1SZ 3068-A
65/	A(H/D susp.)		All steel-1 29/32" long, 16 pitch special	4	★C5AA 3068-D
72	B(P/C & Taxi)		thread on O.D., 3/4"-8 thread on I.D., 1 7/16' hex. head-serviced in 3047 kit only	4	
65/66	S		1/4"-28 lube fitting hole	4	C2SZ 3068-A
71/72	L	"Before 10/26/71"		4	D1FZ 3068-A
72	L	"From 10/26/71"		4	D2FZ 3068-A
	3069 BUSHING - FRONT SUSPENSION LOWER ARM MOUNTING BOLT - Also supplied in 3048 Kit				
65/	A		1/2" I.D. -3 3/8" long	2	C5AZ 3069-A
72	B			2	
67/	S			2	
65	B		1/2" I.D. -2 13/16" long	2	C2OZ 3069-B
66/71	B, X		1/2" I.D.	2	C6OZ 3069-A
67/	F			2	
70/	P			2	
71/	L			2	D1FZ 3069-A
65/66	S		1/2" I.D.	2	C1SS 3069-C
65/	A		Bolt-1/2"-13 x 4 3/4" hex.hd. (lower arm	1	381668-S
67/	S		bushing mounting)		(BB199E)
			Locknut-1/2"-13	1	375032-S36
					(MM173D)
	3A072 REINFORCEMENT - FRONT SUSPENSION HOUSING SPRING SEAT				
65	X		On body	2	C4DZ 3A072-B
	3078-9 ARM ASSY. - FRONT SUSPENSION LOWER				
65/68	A		R.H.-includes arm, bushings, joint and nut	1	C8AZ 3078-A
			L.H.-includes arm, bushings, joint and nut	1	C8AZ 3079-A
69	A		R.H.-includes arm, bushings, joint and nut	1	C9AZ 3078-C
			L.H.-includes arm, bushings, joint and nut	1	C9AZ 3079-C
70/72	A	"Before 5/22/72"	R.H.-includes arm, bushings, joint and nut	1	D2AZ 3078-A
			L.H.-includes arm, bushings, joint and nut	1	D2AZ 3079-A
72	A	"From 5/22/72"	R.H.-includes arm, bushings, joint & nut	1	D3AZ 3078-A
			L.H.-includes arm, bushings, joint & nut	1	D3AZ 3079-A

Identification marking

HALPERT_AUCTIONS

YEAR	MODEL	DESCRIPTION	QTY.	PART NUMBER
	3078-9 ARM ASSY. - FRONT SUSPENSION LOWER - continued			
65	B	R. H. -includes joint	1	C4OZ 3078-A
		L. H. -includes joint	1	C4OZ 3079-A
66/67	B	R.H.& L.H.includes arm,bushings,joint & nut	2	C7OZ 3078-B
68/71	B	R.H.& L.H.includes arm,bushings,joint & nut	2	D1OZ 3078-A
72	B	R.H.-includes arm, bushings, joint and nut	1	D3AZ 3078-A
		L.H.-includes arm, bushings, joint and nut	1	D3AZ 3079-A
65/66	F	R.H. & L.H.includes arm,bushings,joint & nut	2	C4DZ 3078-A
67	F	R.H. & L.H.includes arm,bushings,joint & nut	2	C7OZ 3078-B
68/	F	R.H. & L.H. includes arm,bushings,joint & nut	2	D1OZ 3078-A
71	L "Before 11/23/70"		2	D1FZ 3078-A
71/	L "From 11/23/70"		2	D1FZ 3078-B
70/	P	R.H. & L.H. includes arm, bushings, joint & nut	2	D1OZ 3078-A
65/66	S	R. H. -includes joint - not replaced	1	★C5SZ 3078-A
		L. H. -includes joint	1	C5SZ 3079-A
67/68	S	R.H.-includes arm, bushings, joint and nut	1	C8AZ 3078-A
		L.H.-includes arm, bushings, joint and nut	1	C8AZ 3079-A
69	S	R.H.-includes arm, bushings, joint and nut	1	C9LY 3078-C
		L.H.-includes arm, bushings, joint and nut	1	C9LY 3079-C
70/71	S	R.H.-includes arm, bushings, joint and nut	1	D0VY 3078-A
		L. H. -includes arm, bushings, joint and nut	1	D0VY 3079-A
72	S	R.H.-includes arm, bushings, joint and nut	1	D3AZ 3078-A
		L.H.-includes arm, bushings, joint and nut	1	D3AZ 3079-A
65	X	R.H. & L.H.includes arm,bushings,joint & nut	2	C4DZ 3078-A
66/67	X	R.H. & L.H. includes arm,bushings, joint & nut	2	C7OZ 3078-B
68/70	X	R.H. & L.H. includes arm,bushings,joint & nut	2	D1OZ 3078-A
65/	A,S	Bolt (to No. 2 cross member)-1/2"-13 x 4 3/4"	2	381668-S7-8 (BB199E)
65/66	A	Nut-5/8"-18 castle slotted hd. (lower arm joint to spindle)	AR	34034-S(M12)
65/	A, B, F, S, X	Plug-1/4"-28 threaded	AR	374714-S(PP35A)
65	B	Bolt (arm to bracket)-1/2"-13 x 3 15/16"	2	C1VE 6345-A
65/66	S	Bolt (arm to underbody)-7/16"-20 x 1 1/2"	4	20471-S7(B188)
65/66	S	Screw (arm to reinforcement)-5/16"-24 x 1"	6	378064-S7-8 (BB380D)
65	B	Nut-9/16"-18 (arm to spindle)	2	34033-S(M11)
65/	A, B, F, S, X	Fitting-lubricator-1/4"-28	AR	87924-S8(I-9)
67/	A,S	Nut-slotted (to spindle)-5/8"-18	2	381612-S36 (MM61A)
68	B, F, X	Nut (arm to underbody)-1/2"-13	2	380952-S(MM11B)
68/	A,S	Nut-1/2"-20 (arm to frame)	2	375032-S36 (MM173D)
69	A	Nut-1/2"-13 (arm to frame)	AR	382599-S100 (MM173MZ)
71/	L	Nut-1/2"-13 (arm to frame)	2	384389-S2 (BB405HB)
	3082-3 ARM ASSY. - FRONT SUSPENSION UPPER			
65/72	A(exc. P/C & Taxi)	With rubber bushings	2	▲D2AZ 3082-A
65/69	A(P/C & Taxi)	With steel bushings	2	■ C9AZ 3082-B
70/72	A(P/C & Taxi)	With steel bushings	2	■ C9AZ 3082-D
65	B	R.H.includes arm,shaft,bushings & joint	1	C3OZ 3082-A
		L.H.includes arm,shaft,bushings & joint	1	C3OZ 3083-A
66/71	B	Includes arm, shaft, bushings & joint	2	●D0OZ 3082-A
72	B(exc. P/C & Taxi) "Before 3/15/72"	With rubber bushings	2	▲D2AZ 3082-A
	B(exc.P/C & Taxi) "From 3/15/72	#D2AA 3392-AC with rubber bushings	2	▲D3AZ 3082-C
	B(P/C & Taxi)	With steel bushings	2	■D3AZ 3082-B
65/66	F	Includes arm,shaft,bushings,joint & attaching bolts	2	C4DZ 3082-B
67/	F	Includes arm, shaft, bushings and joint	2	●D0OZ 3082-A

● Arm has ball joint with (3) bolts pattern and replaces arms with (4) bolts pattern # Identification marking

▲ Includes arm, shaft, bushings, washers, nuts and ball joint ■ Includes arm, shaft, bushings, ball joint and stud nut

COPYRIGHT © 1975 — FORD MOTOR COMPANY — DEARBORN, MICHIGAN

FINAL ISSUE

HALPERT_AUCTIONS

YEAR	MODEL	DESCRIPTION	QTY.	PART NUMBER
	3082-3 ARM ASSY. - FRONT SUSPENSION UPPER - continued			
71/72	L	#D32A 3392-AA	2	D3FZ 3082-A
70/	P	Includes arm, shaft, bushings and joint	2	•D0OZ 3082-A
65/66	S	R.H.includes arm & joint assy.(see basic 3047 for shaft & bushings)	1	C3SZ 3082-B
		L.H.includes arm & joint assy.(see basic 3047 for shaft & bushings)	1	C3SZ 3083-A
67/72	S	#D2AA 3392-AC	2	▲D2AZ 3082-A
65	X	Includes arm,shaft,bushings,joint & attaching bolts	2	C4DZ 3082-B
66/70	X	Includes arm, shaft, bushings and joint	2	•D0OZ 3082-A
65/	A	Bolt (to frame)-9/16"-12 x 2 3/8"	4	★371602-S7-8
67/	S		4	
		Nut-1/2"-20		33846-S8(M69)
		Lockwasher-1/2"		34809-S8(X68)
65/	A, B	Plug-1/4"-28 (threaded)-upper arm ball joint	AR	374714-S(PP35A)
67/	S		AR	
72	B		AR	
		Nut-9/16"-18 castle slotted hd. (upper arm ball joint to spindle)	AR	34033-S(M11)
		Cotter pin	AR	72035-S(N51)
72	A,S,F,P,S	Fitting 1/4"-28 (ball joint)	2	385148-S8M(II206K)
65	B	Bolt-5/8"-18 x 2 13/16" pilot (upper arm shaft to adaptor)	2	★376537-S
		Nut-1/2"-13		380952-S2(MM11B)
65/71	B	Fitting-lubricator (arm) - 1/4"-28-90°	4	87924-S8(I-9)
65	B	Bolt (to underbody)-5/8"-11 x 2.83"-washer hd.	4	377261-S7-8(BB412)
66/	B, X	Bolt (to underbody)-1/2"-13 x 1 7/8" serrated	2	380459-S2
67/	F		2	(BB390AC)
65	F,X	Bolt (arm to underbody) 1/2"-20 x 2 25/64"-serrated	4	379329-S(BB390Y)
66	F		4	
71/	L	Nut & retainer assy.-1/2"-13 (arm to frame)	4	384504-S100 (MM192VX)
		Bolt-1/2"-13 x 1 1/2" (arm to frame)	4	384503-S100 (BB552CG)
		Nut-9/16"-18 (arm to spindle)	2	382826-S100 (MM59W)
65/66	S	Bolt (arm to underbody)-1/2"-13 x 2 1/4" serrated	4	373518-S2(BB390E)
	3B095 BRACKET - FRONT SUSPENSION RADIUS ARM MOUNTING			
66/	U	R.H.	1	C6TZ 3B095-C
		L.H.	1	C6TZ 3B095-D
	3102-6 SPINDLE ASSY. - FRONT WHEEL			
	- A -			
65/68	A(drum brakes)	R.H.	1	C5AZ 3105-A
		L.H.	1	C5AZ 3106-A
66/67	A(disc brakes)	R.H.-#C6AA 3107-C or #C7AA 3107-B	1	C7SZ 3105-A
		L.H.-#C6AA 3108-C or #C7AA 3108-B	1	C7SZ 3106-A
68	A(exc.Special)(disc brakes)	R.H.-#C8SA 3107-B	1	C8SZ 3105-A
		L.H.-#C8SA 3108-B	1	C8SZ 3106-A
	A(Special)-track use only	R.H.	1	★C0AZ 3102-B
		L.H.	1	★C0AZ 3103-B
69	A (drum brakes)	R.H.	1	C9AZ 3105-B
		L.H.	1	C9AZ 3106-B
	A(disc brakes)	Spindle-R.H.	1	• C9SZ 3105-E
		-L.H.	1	C9SZ 3106-A
70/71	A (drum brakes)	R. H. -#D0AA 3107-A-13/16-20 thread at stud	1	D0AZ 3105-A
		L. H. -#D0AA 3108-A-13/16-20 thread at stud	1	D0AZ 3106-A
	A(Disc brakes)	R.H.-#D0SA 3107-A, #D2AA 3107-BA,BB-13/16-20 thrd. at stud	1	D2AZ 3105-B
		L.H.-#D0SA 3108-A, #D2AA-3108-BA,BB-13/16-20 thrd. at stud	1	D2AZ 3106-B

• Arm has ball joint with 3 bolts pattern & replaces arms with 4 bolts pattern

▲ Includes arm, shaft, bushings, washers, nuts & ball joint # Identification marking

HALPERT_AUCTIONS

YEAR	MODEL	DESCRIPTION	QTY.	PART NUMBER
	3102-6 SPINDLE ASSY. - FRONT WHEEL - continued			
	- A -			
72	A(disc brakes)	R.H.-#D0SA 3107-A, #D2AA 3107-BA, BB-13/16-20 thrd. at stud	1	D2AZ 3105-B
		L.H.-#D0SA 3108-A, #D2AA 3108-BA, BB-13/16-20 thrd. at stud	1	D2AZ 3106-B
	A(drum brakes)-exc. P/C & Taxi	R.H.-#D0AA 3107-A-13/16-20 thrd. at stud	1	D0AZ 3105-A
		L.H.-#D0AA 3108-A-13/16-20 thrd. at stud	1	D0AZ 3106-A
	A(drum brakes)-P/C & Taxi	R.H.-#D2AA 3107-AA-13/16-20 thrd. at stud	1	D2AZ 3105-A
		L.H.-#D2AA 3108-AA-13/16-20 thrd. at stud	1	D2AZ 3106-A
	- B -			
65	B	R.H.	1	C4OZ 3105-A
		L.H.	1	C4OZ 3106-A
66	B(drum brakes)	Kit - R.H.	1	▲●C9OZ 3105-C
		- L.H.	1	▲●C9OZ 3106-C
67	B(drum or disc brakes)	Kit - R.H.	1	▲●C9OZ 3105-C
		- L.H.	1	▲●C9OZ 3106-C
68/69	B(drum brakes)	Kit - R.H.	1	▲●C9OZ 3105-C
		- L.H.	1	▲●C9OZ 3106-C
	B(disc brakes)	Spindle - R.H.	1	C8OZ 3105-A
		- L.H.	1	C8OZ 3106-A
		Kit - R.H.	1	●C9OZ 3105-D
		- L.H.	1	●C9OZ 3106-D
70/71	B (drum brakes)	R.H. - 13/16"-20 thread at stud	1	D3DZ 3105-A
		L.H. - 13/16"-20 thread at stud	1	D3DZ 3106-A
	B (disc brakes)	R.H.-#D0ZA 3107-C	1	D0OZ 3105-B
		L.H.-#D0ZA 3108-C	1	D0OZ 3106-B
72	B	R.H.-#D2OA 3107-AE,BA	1	D2OZ 3105-B
		L.H.-#D2OA 3108-AE,BA	1	D2OZ 3106-B
	- F -			
65/66	F(6 cyl.)	R.H.	1	C3DZ 3105-A
		L.H.	1	C3DZ 3106-A
	F(8 cyl.)	Kit - R.H.	1	●C9ZZ 3105-C
		- L.H.	1	●C9ZZ 3106-C
67	F(drum or disc brakes)	Kit - R.H.	1	▲●C9OZ 3105-C
		- L.H.	1	▲●C9OZ 3106-C
68/69	F(drum brakes)	Kit - R.H.	1	▲●C9OZ 3105-C
		- L.H.	1	▲●C9OZ 3106-C
	F(exc.Boss) (disc brakes)	Spindle - R.H.	1	C8OZ 3105-A
		- L.H.	1	C8OZ 3106-A
		Kit - R.H.	1	●C9OZ 3105-D
		- L.H.	1	●C9OZ 3106-D
69	F-Boss 302 (disc brakes)	R.H.-#D0ZA 3107-B	1	C9ZZ 3105-A
		L.H.-#D0ZA 3108-B	1	C9ZZ 3106-A
	F-Boss 429 (disc brakes)	R.H.	1	C9ZZ 3105-B
		L.H.	1	C9ZZ 3106-B
70	F(exc.GT350/500)(disc brakes)	R.H.-#D0ZA 3107-C	1	D0OZ 3105-B
		L.H.-#D0ZA 3108-C	1	D0OZ 3106-B
	F(GT350/500)(disc brakes)	Spindle - R.H.	1	C8OZ 3105-A
		- L.H.	1	C8OZ 3106-A
		Kit - R.H.	1	●C9OZ 3105-D
		- L.H.	1	●C9OZ 3106-D
	F(drum brakes)	R.H.-13/16"-20 thread at stud	1	D3DZ 3105-A
		L.H.-13/16"-20 thread at stud	1	D3DZ 3106-A

● Includes spindle, inner-outer cup & bearing, washer, retaining nut & cotter pin # Identification marking

▲ For disc brakes use w/2 B134 R.H. or 2 B135 L.H. brackets for caliper mounting

COPYRIGHT © 1975 — FORD MOTOR COMPANY — DEARBORN, MICHIGAN

FINAL ISSUE

HALPERT_AUCTIONS

YEAR	MODEL		DESCRIPTION	QTY.	PART NUMBER
	3102-6 SPINDLE ASSY. - FRONT WHEEL - continued				
		- F -			
71/72	F(drum brakes)		R.H.-#D1OA 3107-AA-13/16"-20 thrd.at stud	1	D1OZ 3105-A
			L.H.-#D1OA 3108-AA-13/16"-20 thrd at stud	1	D1OZ 3106-A
	F(disc brakes)		R.H.-#D1ZA 3107-AA-13/16"-20 thread at stud	1	D1ZZ 3105-A
			L.H.-#D1ZA 3108-AA-13/16"-20 thread at stud	1	D1ZZ 3106-A
		- L -			
71/72	L(drum brakes)		R.H.-#D12A 3105-AA, AB-13/16"-20 thrd.at stud	1	D1FZ 3105-A
			L.H.-#D12A 3106-AA, AB-13/16"-20 thrd.at stud	1	D1FZ 3106-A
	L(disc brakes)		R.H.-#D12A 3105-BA, BB, BC, BD-13/16"-20 thread at stud	1	D1FZ 3105-B
			L.H.-#D12A 3106-BA, BB, BC, BD-13/16"-20 thread at stud	1	D1FZ 3106-B
		- P -			
70	P(drum brakes)	"Before 8/25/69"	R.H.-#D0OA 3107-A-3/4"-16 thread at stud	1	D0OZ 3105-A
			L.H.-#D0OA 3108-A-3/4"-16 thread at stud	1	D0OZ 3106-A
	P(drum brakes)	"From 8/25/69"	R.H. - #D0OA 3107-E - 13/16"-20 thread at stud	1	D3DZ 3105-A
			L.H. - #D0OA 3105-E - 13/16"-20 thread at stud	1	D0OZ 3106-C
71/72	P	"Before 5/22/72"	Spindle - R.H.-#D0OA 3107-F-13/16"-20 thread at stud	1	D3DZ 3105-A
			- L.H.-#D0OA 3108-F-13/16"-20 thread at stud	1	D3DZ 3106-A
72	P	"From 5/22/72"	Spindle - R.H.-#D3DA 3107-AA	1	D3DZ 3105-A
			- L.H.-#D3DA 3108-AA	1	D3DZ 3106-A
		- S -			
65/66	S		R.H.	1	C5SZ 3105-A
			L.H.	1	C5SZ 3106-A
67	S		Spindle - R.H.-#C6AA 3107-C or #C7AA 3107-B	1	C7SZ 3105-A
			- L.H.-#C6AA 3108-C or #C7AA 3108-B	1	C7SZ 3105-A
68	S		R.H.	1	C8SZ 3105-A
			L.H.	1	C8SZ 3106-A
69	S		Kit - R.H.	1	•C9AZ 3105-E
			- L.H.	1	C9SZ 3106-A
70/71	S		Spindle - R.H.-#D0SA 3107-A, D2AA 3107-BA, BB	1	D2AZ 3105-B
			- L.H.-#D0SA 3108-A, D2AA 3108-BA, BB	1	D2AZ 3106-B
72	S		R.H.-#D2OA 3107-AD, AE	1	D2OZ 3105-A
			L.H.-#D2OA 3108-AD, AE	1	D2OZ 3106-B
		- U -			
66/	U			2	C6TZ 3105-A
		- X -			
65	X(6 cyl.)		Spindle - R.H.	1	C3DZ 3105-A
			- L.H.	1	C3DZ 3106-A
			Kit - R.H.	1	•C9ZZ 3105-C
			- L.H.	1	•C9ZZ 3106-C
66	X(drum brakes)		Kit - R.H.	1	▲•C9OZ 3105-C
			- L.H.	1	▲•C9OZ 3106-C
67	X(drum or disc brakes)		Kit - R.H.	1	▲•C9OZ 3105-C
			- L.H.	1	▲•C9OZ 3106-C
68/69	X(drum brakes)		Kit - R.H.	1	▲•C9OZ 3105-C
			- L.H.	1	▲•C9OZ 3106-C
	X(disc brakes)		Spindle - R.H.	1	C8OZ 3106-A
			- L.H.	1	C8OZ 3106-A
			Kit - R.H.	1	•C9OZ 3105-D
			- L.H.	1	•C9OZ 3106-D
70	X(disc brakes)		Spindle - R.H.	1	C8OZ 3105-A
			- L.H.	1	C8OZ 3106-A
			Kit - R.H.	1	•C9OZ 3105-D
			- L.H.	1	•C9OZ 3106-D

• Includes spindle, inner-outer cup & bearing, washer, retaining nut & cotter pin
▲ For disc brakes use w/2B134 R.H. or 2B135 L.H. brackets for caliper mounting
Identification marking

HALPERT_AUCTIONS

YEAR	MODEL	DESCRIPTION	QTY.	PART NUMBER
	3102-6 SPINDLE ASSY. - FRONT WHEEL - continued			
	- X -			
70	X(drum brakes) "Before 8/25/69"	Kit - R.H.-#D0OA 3107-A-3/4"-16 thread at stud	1	D0OZ 3105-A
		- L.H.-#D0OA 3108-A-3/4"-16 thread at stud	1	D0OZ 3106-A
	X(drum brakes) "From 8/25/69 to 9/15/69"	Spindle - R.H.-#D0OA 3107-E - 13/16"-20 thread at stud	1	D3DZ 3105-A
		- L.H.-#D0OA 3108-E - 13/16"-20 thread at stud	1	D0OZ 3106-C
	X(drum brakes) "From 9/15/69"	R.H.-3/4"-16 thread at stud	1	D3DZ 3105-A
		L.H.-3/4"-16 thread at stud	1	D3DZ 3106-A
65/	A, B, F, P, S, X	Nut & nut retainer-front wheel spindle bearing-Refer to Group 1102		
	3A105 SEAL - FRONT SUSPENSION ARM BALL JOINT DUST			
	- A -			
65/	A	Upper arm	2	C7AZ 3A105-B
	A	Lower arm	2	C7AZ 3A105-A
	- B -			
65/69	B	Upper arm	2	C7OZ 3A105-B
		Lower arm	2	C7OZ 3A105-A
70/71	B	Upper arm	2	D0OZ 3A105-A
		Lower arm	2	C7OZ 3A105-A
72	B	Upper arm	2	C7AZ 3A105-B
		Lower arm-#D2OA 3A105-AA	2	C7AZ 3A105-A
	- F -			
65/69	F	Upper arm	2	C7OZ 3A105-B
		Lower arm	2	C7OZ 3A105-A
70/	F	Upper arm	2	D0OZ 3A105-A
		Lower arm	2	C7OZ 3A105-A
	- L -			
71/	L	Upper arm	2	C7AZ 3A105-B
		Lower arm	2	C7OZ 3A105-A
	- P -			
70	P "Before 7/14/69"	Upper arm	2	C7OZ 3A105-B
	P "From 7/14/69"	Upper arm	2	D0OZ 3A105-A
		Lower arm	2	C7OZ 3A105-A
71/	P	Upper arm	2	D0OZ 3A105-A
		Lower arm	2	C7OZ 3A105-A
	- S -			
67/72	S	Upper arm	2	C7AZ 3A105-B
		Lower arm	2	C7AZ 3A105-A
	- X -			
65/70	X	Upper arm	2	C7OZ 3A105-B
	X	Lower arm	2	C7OZ 3A105-A
	3A116 BUSHING ASSY. - FRONT SUSPENSION TRACK BAR			
66/	U	L.H.-frame end-9/16" I.D.-1 13/32" O.D.	1	C6TZ 3A116-A
		R.H.-axle end-3/4" I.D.-9/16" O.D.	1	C6TZ 3A116-B
		Nut-3/4"-16	1	34405-S7-8 (M106A)
	3117 SHIM - FRONT AXLE SPINDLE BOLT			
66/71	U "Before Ser.K20,001"	1 5/64" I. D. -. 005" thick	AR	B9C 3117-A

Identification marking

May, 1975

COPYRIGHT © 1975 — FORD MOTOR COMPANY — DEARBORN, MICHIGAN

FINAL ISSUE

HALPERT_AUCTIONS

YEAR	MODEL	DESCRIPTION	QTY.	PART NUMBER
	3123 BEARING - FRONT AXLE SPINDLE BOLT			
66/	U	Spindle bearing-1 5/16" I.D.-1 5/8" O.D.-5/8" thick-#B2110	2	C6TZ 3123-A
66/71	U "Before Ser.K20,001"	Spindle bolt bearing-5/8" I.D.-1 11/16" O.D.-9/16" thick-stamped 11590	4	B9C 3123-B
	3125 SEAL - FRONT AXLE SPINDLE BOLT DUST			
67	U		4	C4UZ 3125-A
	3126 CUP - FRONT AXLE SPINDLE BOLT BEARING			
66/71	U "Before Ser.K20,001"	Stamped 11520	4	B9C 3126-A
	3130-1 ARM - FRONT AXLE SPINDLE			
66/71	U "Before Ser.K20,001"	R.H.	1	C6TZ 3130-C
		L.H.	1	C6TZ 3131-C
71/	U "From Ser.K20,001"	R.H.	1	D1UZ 3130-A
		L.H.	1	D1UZ 3131-A

3A130-1 ROD or END - FRONT WHEEL SPINDLE CONNECTING

YEAR	MODEL & DESCRIPTION	MANUAL STEERING				POWER STEERING				PART NUMBER
		RIGHT HAND		LEFT HAND		RIGHT HAND		LEFT HAND		
		OUTER	INNER	INNER	OUTER	OUTER	INNER	INNER	OUTER	
	- A -									
65/68	A (exc. Special duty performance)	1			1	1			1	C5AZ 3A130-A
			1	1			1	1		C9AZ 3280-A
	A (Special duty performance)	1			1	1			1	C1AA 3289-D
			1	1			1	1		C0AA 3280-C
69/70	A (exc. Special duty performance)	1			1	1			1	•C9AZ 3A130-A
			1	1			1	1		•C9AZ 3280-A
	A (Special duty performance)	1			1	1			1	C1AA 3289-D
			1	1			1	1		C0AA 3280-C
71/72	A "Before 8/8/72	1			1	1			1	•C9AZ 3A130-A
			1	1			1	1		•C9AZ 3280-A
	A "From 8/8/72"					1			1	▲D2OZ 3A130-A
							1	1		▲D2OZ 3A131-A
	- B -									
65	B	1			1					C3OZ 3A130-A
			1	1						C3OZ 3280-A
						1				C3OZ 3A130-B
							1	1		C3OZ 3280-B
									1	C3OZ 3A131-A
66	B	1			1	1			1	C6OZ 3A130-A
			1	1			1	1		C6OZ 3A130-B
67/69	B	1			1	1			1	C7ZZ 3A130-A
			1	1			1	1		C7OZ 3A130-A
70/71	B	1			1	1			1	D0OZ 3A130-B
			1	1			1	1		D0OZ 3A131-A
72	B	1			1	1			1	D2OZ 3A130-A
			1	1			1	1		D2OZ 3A131-A

Identification marking • 5/8"-18 thread at sleeve ends ▲ 11/16"-18 thread at sleeve ends

HALPERT_AUCTIONS

3A130-1 ROD or END - FRONT WHEEL SPINDLE CONNECTING - continued

YEAR	MODEL & DESCRIPTION	MANUAL STEERING				POWER STEERING				PART NUMBER
		RIGHT HAND		LEFT HAND		RIGHT HAND		LEFT HAND		
		OUTER	INNER	INNER	OUTER	OUTER	INNER	INNER	OUTER	
	- F -									
65/66	F-6 cyl.	1			1					C3DZ 3A130-K
			1	1						C3DZ 3A130-L
						1				C4DZ 3A130-C
							1			C4DZ 3A130-D
								1		C4DZ 3A131-C
									1	C4DZ 3A131-D
	F-8 cyl.	1			1	1				C5ZZ 3A130-D
			1	1			1			C5ZZ 3A131-D
								1		C5ZZ 3A131-C
									1	C5ZZ 3A130-C
67/69	F(all exc. Boss)	1			1	1			1	C7ZZ 3A130-A
			1	1			1	1		C7ZZ 3A131-A
69	F(Boss 302, 429)	1			1	1			1	D0OZ 3A130-B
			1	1			1	1		D0ZZ 3A131-B
70	F	1			1	1			1	D0OZ 3A130-B
			1	1			1	1		D0ZZ 3A131-B
71/	F	1			1	1			1	D0OZ 3A130-B
			1	1			1	1		D1ZZ 3A131-A
	- L -									
71/	L	1			1					D1FZ 3A130-A
	- P -									
70/	P	1			1	1			1	D0OZ 3A130-B
			1	1			1	1		D0ZZ 3A131-B
	- S -									
65/66	S					1			1	C5SZ 3A130-A
							1	1		C5SZ 3A131-A
67/68	S					1			1	C5AZ 3A130-A
							1	1		C5AZ 3280-A
69/71	S					1			1	C9AZ 3A130-A
							1	1		C9AZ 3280-A
72	S					1			1	D2OZ 3A130-A
							1	1		D2OZ 3A131-A
	- U -									
66/	U-tie rod end assy.	1			♦	1			♦	•C6TZ 3A130-A
	U-adj. sleeve assy.		1	♦			1	♦		•C6TZ 3281-A
	- X -									
65	X-6 cyl.	1			1					C3DZ 3A130-K
			1	1						C3DZ 3A130-L
	X-6 cyl.					1				C4DZ 3A130-C
							1			C4DZ 3A130-D
								1		C4DZ 3A131-C
									1	C4DZ 3A131-D
	X-8 cyl.	1			1	1				C5ZZ 3A130-D
			1	1			1			C5ZZ 3A131-D
								1		C5ZZ 3A131-C
									1	C5ZZ 3A130-C
66	X-6 & 8 cyl.	1			1	1			1	C6OZ 3A130-A
			1	1			1	1		C6OZ 3A130-B
67/70	X-6 & 8 cyl.	1			1	1			1	C7ZZ 3A130-A
			1	1			1	1		C7OZ 3A130-A

• Also serviced in assy.-group 3280 ♦ Serviced in 3280 assy.

COPYRIGHT © 1975 — FORD MOTOR COMPANY — DEARBORN, MICHIGAN

YEAR	MODEL		DESCRIPTION	QTY.	PART NUMBER
	3A130-1 ROD or END - FRONT WHEEL SPINDLE CONNECTING - continued				
65/	A, S		Nut-castle-1/2"-20	2	385002-S(MM66A)
			Cotter pin-1/8" x 1"		72035-S7-8(N51)
65/	A, S		Fitting-lubricator-1/4"-28-90°	2	87924-S8(I-9)
68/	A, S		Plug-1/4"-28 tapered	2or4	374714-S8(PP35A)
68	B, F, X		Nut-7/16"-20	4	★B8TZ 4322-A
65/	X		Nut-castle-3/8"-24	2	★34030-S8
			Cotter pin-3/32 x 3/4"		72016-S8(N44)
71/72	L		Nut-3/8"-24 slotted	2	384487-S2(MM65E)
	3132 SEAL - FRONT AXLE SPINDLE ARM OPEN YOKE				
67/	U		2" I.D.-3"O.D.-5/16" thick	2	C9TZ 3132-C
	3C132 SLINGER - FRONT AXLE SPINDLE YOKE				
67/71	U (front axle)	"Before Ser.K20,001"	Inboard & outboard	2	D1UZ 3C132-B
71/	U(front axle)	"From Ser.K20,001"	Axle shaft-inboard-2 1/2" flange O.D. x 1 3/8" I.D. x 3/8" thick	1	D1UZ 3C132-A
			Axle shaft-outboard-3 7/16" flange O.D. x 1 7/8" I.D. x 9/16" thick	1	D1UZ 3C132-B
	3A134 BRACKET ASSY. - FRONT SUSPENSION LOWER ARM MOUNTING				
65/66	S			2	C1SZ 3A134-A
			Bolt (bracket to underbody)-5/8"-11 x 2 9/16"-serrated	2	376270-S7-8 (BB390P)
			Nut-5/8"-11		356085-S8(MM14)
			Bolt (bracket to arm)-1/2"-13 x 3 61/64"	2	C1VE 6345-A
			Nut-1/2"-13		33845-S8(M57)
	3B139-40 BRACKET - STEERING COLUMN SUPPORT				
70	A			1	D0AZ 3B139-A
71/	A			1	D1AZ 3B139-A
68/69	B			1	C9OZ 3B139-A
70/71	B			1	D0OZ 3B139-B
69	F			1	C9ZZ 3B140-A
70/71	F			1	D0ZZ 3B139-A
72	F			1	D1AZ 3B139-A
70	P			1	D0DZ 3B139-A
			Bolt-3/8"-16 x 1 3/4" (bracket to 3668)	2	383243-S2 (BB839F)
71/	P			1	D0ZZ 3B139-A
70/71	S		Column to dash panel bracket	1	D0SZ 3B139-A
	S		Dash panel bracket	1	D0SZ 3B139-C
68/70	X			1	C9OZ 3B139-A
	3147 PLUG - FRONT AXLE SPINDLE ARM				
66/67	U			4	C6TZ 3147-A
68/70	U	"Before Ser.K20,001"		4	C8TZ 3147-A
	3B163 LINK - POWER STEERING SECTOR SHAFT ARM TO SPINDLE CONNECTING ROD				
65	X (6 & 8 cyl.)			1	C3DZ 3B163-B
65/66	F(6 cyl.)			1	
65	X (6 & 8 cyl.)		Bolt (link to idler arm rod)-3/8"-24 x 2 1/2"	2	351816-S(BB224)
65/66	F(6 cyl.)			2	
			Locknut-3/8"-24		373173-S8 (MM169C)
			Locknut-3/8"-16		382535-S (MM173MX)
	3171 SEAL - FRONT AXLE SPINDLE PIN BEARING GREASE				
66/71	U	"Before Ser.K20,001"		4	C6TZ 3171-A

HALPERT_AUCTIONS

YEAR	MODEL	DESCRIPTION	QTY.	PART NUMBER
	3B186 RETAINER - FRONT AXLE RADIUS ARM BUSHING			
66/	U		2	C6TZ 3B186-A
	3A187 BUSHING and WASHER KIT - FRONT SUSPENSION LOWER ARM STRUT - Also refer to Group 3468			
65/72	A		1	D2AZ 3A187-B
67/69	S		2	
	Consists of			
	1-C5AA 3A141-B Washer	1-C7AA 3470-A Bushing	1-381612-S100 Nut	
	1-D2AA 3A142-A A Washer	1-72044-S Cotter pin	1-34981-S100 Nut	
	1-D1AA 3B197-AA Bushing			
65	B		2	C2OZ 3A187-A
	Consists of			
	1-C4DA 3A140-B Bushing	1-C2OA 3A142-D Washer	1-72035-S7-8 Cotter pin	
	1-C2OA 3A141-C Washer	1-34033-S18 Nut	1-C4DA 3A225-B Bushing	
66/67	B, X		2	C6OZ 3A187-A
67	F		2	
	Consists of			
	1-C6OA 3A140-D Bushing	1-C6OA 3A225-D Bushing	1-380517-S2 Nut	
	2-C6OA 3A142-D Washer	1-C6OA 3473-C Spacer		
68/71	B		2	D0OZ 3A187-B
68/69	F(exc. Boss)		2	
70/72	F(exc. Boss 429) "Before 9/10/71"		2	
70/	P		2	
68/70	X		2	
	Consists of			
	1-C8OA 3A140-A Bushing	1-D0OA 3A142-A Washer-frt.	1-33985-S2 Nut	
	(for F only)	1-D4DW 3A225-AA Bushing	1-72035-S Cotter pin	
	1-D0OA 3A140-A Bushing	1-C8OA 3B282-A Ferrule	1-380460-S100 Nut	
	(for B, P, X only)	1-D0OA 3B283-A Ferrule	1-380517-S100 Nut	
	1-D0OA 3A141-A Washer-rear			
72	B (exc. P/C & Taxi w/8 cyl. 429), S		2	D2AZ 3A187-A
	Consists of			
	1-D0OA 3A142-A Retainer-rear	2-D3OA 3470-AA Insulator	1-34981-S100 Nut-5/8"-11	
	1-D2OA 3A142-AA Retainer-front			
72	B (P/C & Taxi w/8 cyl. 429)		1	D2OZ 3A187-A
	Consists of			
	1-D0OA 3A142-A Retainer-rear	2-D2OA 3470-AA Insulator	1-383381-S101 Nut	
	1-D0VA 3A142-B Retainer-front			
69	F(Boss 302)		2	C9ZZ 3A187-A
	Consists of			
	1-C8OA 3A140-B Bushing	1-C8OA 3A225-A Bushing	1-33985-S8 Nut	
	1-C8OA 3A141-B Washer	1-C8OA 3B282-A Ferrule	1-72035-S Cotter pin	
	1-D0ZA 3A142-A Washer	1-D0ZA 3B282-A Ferrule	1-380460-S100 Nut	
			1-380517-S100 Nut	
69/70	F (Boss 429)		1	C9ZZ 3A187-B
	Consists of			
	1-C6OA 3A140-D Bushing	1-C9ZX 3A142-A Washer	1-C6OA 3473-C Spacer	
	1-C6OA 3A142-D Washer	1-C6CA 3A225-D Bushing	1-380517-S Nut	
72	F "From 9/10/71"		1	D3ZZ 3A187-A
	Consists of			
	1-C8OA 3A140-B Bushing-front	1-C8OA 3A225-A Bushing-rear		
	1-D2ZA 3A141-AA Washer-rear	1-D2ZA 3B282-AA Ferrule-outer	1-380460-S100 Nut-front	
	1-D2ZA 3A142-AA Washer-front	1-D2ZA 3B283-AA Ferrule-inner	1-380517-S100 Nut-rear	
			1-385454-S Washer	

COPYRIGHT © 1975 — FORD MOTOR COMPANY — DEARBORN, MICHIGAN

YEAR	MODEL	DESCRIPTION	QTY.	PART NUMBER
	3A187 BUSHING and WASHER KIT - FRONT SUSPENSION LOWER ARM STRUT - continued			
			Also refer to Group 3468	
71	L		2	D1FZ 3A187-B
72	L(drum brakes)		2	
	Consists of			
	1-D12A 3A141-AB Rear retainer	1-D12A 3B197-AC Rear insulator 1-34980-S4	Nut-9/16"-12 hex. lock	
	1-D12A 3A142-AB Front retainer	1-D12A 3470-AC Front insulator		
72	L(disc brakes)		2	D2FZ 3A187-A
	1-D12A 3A141-AB Rear retainer	1-D22A 3B197-AA Rear insulator 1-34980-S4	Nut-9/16"-12 hex. lock	
	1-D12A 3A142-AB Front retainer	1-D22A 3470-AA Front insulator		
65/66	S		2	C2SZ 3A187-A
	Consists of			
	1-C2SA 3A183-B Bushing	1-C1VV 3433-B Spacer 1-45301-S8	Nut	
	1-C2SA 3A184-B Bushing	2-C1VV 3434-B Washer 1-72071-S	Cotter pin	
70/71	S		2	D0SZ 3A187-A
	Consists of			
	1-D0SA 3A141-A Washer (inner)	1-D1AA 3B197-AA Bushing (inner) 1-72044-S	Cotter pin	
	1-D0SA 3A142-A Washer (outer)	1-C7AA 3470-A Bushing (outer) 1-381612-S100	Nut	
65	X		2	C4DZ 3A187-A
65/66	F		2	
	Consists of			
	1-C5DA 3A141-A Washer	1-C4DA 3A140-B Bushing 1-34426-S8	Nut	
	1-C5DA 3A142-A Washer	1-C4DA 3A225-B	Bushing	
	3A197 GUIDE ASSY. - FRONT SUSPENSION SPRING			
65/67	S		2	C3SZ 3A197-A
	3B203 INSULATOR - FRONT SUSPENSION RADIUS ARM			
66	U "Before Ser. 788,001"	Rear-7/8" I.D.-2" O.D.-1 5/32" long-rubber	2	C5TZ 3B203-B
	U "Before Ser. 788,001"	Front-7/8" I.D.-2" O.D.-2 7/16" long	2	C5TZ 3B203-C
66/	U "From Ser. 788,001"	Front & rear-1.71" long-rubber	4	C6TZ 3B203-B
	U	Wedge-at axle-steel & rubber	4	C6TZ 3B203-A
	3219-20 SHAFT ASSY. - FRONT AXLE			
66/67	U	R.H. -includes u/joint-37 25/32" long	1	C6TZ 3219-A
		L.H. -includes u/joint-28 5/32" long	1	C6TZ 3220-A
68/71	U "Before Ser. K20,001"	R.H. - includes u/joint - 37 25/32" long	1	C8TZ 3219-A
		L.H. - includes u/joint - 28 5/32" long	1	C8TZ 3220-A
71/	U "From Ser. K20,001"	R.H. - includes U/joint - 37 11/16" long	1	D1TZ 3219-B
		L.H. - includes U/joint - 28" long	1	D1TZ 3220-B
	3222 RING GEAR and PINION KIT - FRONT AXLE			
66/71	U "Before Ser.K20,001"	4.10 to 1 ratio-gear 7 1/8" O.D.-41 teeth-pinion 10 teeth-#32906 & #32980 set or #32918 & 32919 set	1	C6TZ 3222-A
	U "Before Ser.K20,001"	4.56 to 1 ratio-gear 7 1/8" O.D.-41 teeth-stamped 32938-pinion 9 teeth-stamped 32937	1	C6TZ 3222-B
	U "Before Ser.K20,001"	3.50 to 1 ratio-gear 7 1/8" O.D.-42 teeth-stamped 34411-pinion 12 teeth-stamped 34410-includes nut	1	C6TZ 3222-G
71/	U "From Ser.K20,001"	3.54 to 1 ratio-8 1/2" O.D. ring gear-46 teeth-stamped 18437-pinion 13 teeth-stamped 32171 or 18438	1	C6TZ 4209-C
		4.09 to 1 ratio-8 1/2" O.D. ring gear-45 teeth-stamped 18428 or 18520-pinion 11 teeth-stamped 32073 or 18446	1	C6TZ 4209-B
		4.55 to 1 ratio-8 1/2" O.D.ring gear-50 teeth-stamped 31491-pinion 11 teeth-stamped 18679	1	C7TZ 3222-A
	3B236-38 CAM and BOLT - FRONT SUSPENSION LOWER ARM			
66/67	B, F, X	Serviced in 3048 kit only		
	B, X	Nut-1/2"-13 x 3/4" (cam bolt to 3078)	2	33845-S(M57)
67	F	Nut-1/2"-13 x 3/4" (cam bolt to 3078)	2	380952-S (MM11B)
		Lockwasher-1/2"	2	34809-S(X68)

HALPERT_AUCTIONS

YEAR	MODEL	DESCRIPTION	QTY.	PART NUMBER
	3B239 BAR ASSY. - STEERING FRONT TRACK			
66/	U(6 & 8 cyl.)		1	D1TZ 3B239-A
	U	Bolt (to bracket)-9/16"-18 x 3 13/64"-end drilled	1	370112-S8(BB324)
	3B241 BRACKET ASSY. - FRONT TRACK BAR MOUNTING			
66/	U		1	C6TZ 3B241-B
	3248 GUIDE - FRONT AXLE SHAFT - INNER			
66/71	U "Before Ser.K20,001"		AR	C6TZ 3248-A
71/	U "From Ser.K20,001"		2	B9TZ 3248-A
	3249 UNIVERSAL JOINT KIT - FRONT AXLE SHAFT			
66/	U	Joint size 1310-Consists of 1-Cross 4-Bearing 4-Snap ring	2	C6TZ 3249-A
	3254 SEAL - FRONT AXLE SHAFT OIL			
66/71	U "Before Ser.K20,001"	Housing-inner-2" O.D.-1/4"-5/16" thick-to seal 1 1/4" shaft-stamped 34465 or 519130	2	C6TZ 3254-D
	U "Before Ser.K20,001"	Shaft-outer-2" O.D.-5/16" thick-to seal 1 3/8" shaft-stamped 33995 or 519034	AR	C6TZ 3254-B
71/	U "From Ser.K20,001"	Housing-inner-stamped 513108 or 525085 - (discard 3248 guide when using this seal)	2	C6TZ 3254-C
	3B267 BOLT - FRONT SUSPENSION LOWER ARM STRUT			
70/	A,S	1/2"-13 x 1 3/8"	4	D2AZ 3B267-A
72	B		4	
68/71	B	1/2"-13 threads	4	C9OZ 3B267-A
68/	F,P		4	
68/70	X		4	
71/	L(62,64)	1 9/32" long-3/8"-16 thread-9/16" bolt hd.	4	D1FZ 3B267-A
		Nut-3/8"-16	4	384586-S100 (MM173CJ)
72	L(73)		2	D1FZ 3B267-A
		Nut-3/8"-16	4	384586-S100 (MM173CJ)
		Stud-3/8"-16 x 5/16"-18 x 3 7/16"	2	384961-S100 (WW143)
68/69	B,F,X "Before 11/11/68"	Nut-1/2"-20	4	382857-S100 (MM169P)
69/	B,F,X "From 11/11/68"	Nut-1/2"-13	4	382599-S (MM173MZ)
70/	A,S			
	3B279 CAP - STEERING STOP			
67/	U	Use with 9.15" x 15" snow tires	2	C7TZ 3B279-A
	3280 ROD ASSY. - FRONT WHEEL SPINDLE CONNECTING - Also refer to group 3A130-1			
66/	U	Rod assy.	1	C6TZ 3280-A

Consists of

1-C6TZ 3A130-A	Rod	2-TGAA 3287-A	Clamp	2-34979-S4	Nut
1-★C6TZ 3A131-B	Rod	2-C7TZ 3332-F	Cover	2-58679-S2	Bolt
1-C6TZ 3281-A	Tube	2-34033-S18	Nut	2-★375601-S2	Washer-flat

	3281 Refer to group 3A130-1			
	3287 CLAMP - FRONT WHEEL SPINDLE CONNECTING ROD			
65/	A		4	C2OZ 3287-A
65/66	B(M/S)	Spindle connecting rod end	4	C2OZ 3287-A
	B(P/S)	Not replaced	4	★C1MM 3287-A
67/	B		4	B7A 3287-A
65/66	F(M/S)-6 cyl.	Not replaced	1	★C3DZ 3287-A
	F(M/S)-8 cyl.	Not replaced	4	★C1MM 3287-A
	F(P/S)	R.H.-not replaced	2	★C1MM 3287-A
	F(P/S)	L.H.	2	C2VY 3287-A
67/	F		4	B7A 3287-A
70/	P		4	B7A 3287-A
65/66	S		4	B7A 3287-A
67/71	S		4	C2OZ 3287-A
72	S		4	B7A 3287-A
66/	U		2	TGAA 3287-A
65/66	X(M/S)-6 cyl.	Not replaced	1	★C3DZ 3287-A
65/66	X(P/S)	Not replaced	4	★C1MM 3287-A
67/70	X		4	B7A 3287-A

COPYRIGHT © 1975 — FORD MOTOR COMPANY — DEARBORN, MICHIGAN

HALPERT_AUCTIONS

YEAR	MODEL	DESCRIPTION	QTY.	PART NUMBER
	3287 CLAMP - FRONT WHEEL SPINDLE CONNECTING ROD - continued			
65/	A,B	Bolt (clamp)-5/16"-24 x 1 1/2"	4	★355236-S2
68	A,B,F,S,X	Locknut-5/16"-24	4	34443-S7-8(M79)
65/	A Special(8 cyl. 352, 390, 406, 427)	Bolt (clamp)-3/8"-24 x 1 3/4"	4	★20507-S
	S		4	
	X		4	
	F		4	
	B (P/S)		4	
		Locknut-3/8"-24		34445-S7(M80)
65/	A,B,F,S,X(P/S)	Locknut-3/8"-24	AR	372755-S(MM140C)
68	A,B,F,S,X	Bolt-5/16"-24 x 1 3/8"	4	★350758-S
68	A	Bolt-3/8"-24 x 1 5/8"	4	376179-S (BB838Z)
69/	A,B,F,X	Bolt-5/16"-18 x 1 1/2"(clamp to sleeve)	4	383400-S100 (BB144)
		Nut-5/16"	4	382634-S (MM173NE)
	3289 END - FRONT WHEEL SPINDLE CONNECTING ROD - Refer to Group 3A130-1			
	3B289 DAMPENER KIT - FRONT AXLE KING PIN			
66/71	U "Before Ser.K20,001"		4	C8TZ 3B289-B
	Consists of 1-C8TZ 3B289-A Dampener 1-C8TZ 3B290-A Cup 1-C8TZ 3B291-A Washer			
	3299 SPACER - FRONT AXLE SPINDLE BEARING			
66/	U	1 5/16" I.D. -1 7/8" O.D. -1/8" thick	2	D1UZ 3299-A
	3304 ROD ASSY. - STEERING ARM TO IDLER ARM			
	- A -			
65/68	A		1	C5AZ 3304-D
69/	A (except 71)	R/b D3AZ 3304-A (1/75)	1	★C9AZ 3304-A
	A (71)	R/b D3AZ 3304-B (1/75)	1	★C9AZ 3304-B
	- B -			
65	B (P/S)		1	C3OZ 3304-A
	B(M/S)		1	C4OZ 3304-A
66	B (P/S)		1	D0DZ 3304-C
	B (M/S)		1	C6OZ 3304-B
67/69	B(P/S)	Orange stripe	1	D0DZ 3304-C
	B(M/S)	Green stripe	1	C7OZ 3304-B
70/71	B(M/S)	29" between stud & hole at ends	1	D0OZ 3304-A
	B(P/S)	27" between stud & threaded end	1	D0OZ 3304-B
72	B	27 5/16" long between stud center & mounting center hole-#D2OA 3305-AA	1	D2OZ 3304-A
	- F -			
65/66	F(P/S)-6 cyl.		1	C5ZZ 3304-B
	F(M/S)-6 cyl.		1	C5ZZ 3304-E
	F(M/S)-8 cyl.		1	C5ZZ 3304-C
	F(P/S)-8 cyl.		1	C5ZZ 3304-D
67/68	F(M/S)	Pink stripe	1	C7ZZ 3304-A
	F(P/S)	Yellow stripe	1	C7ZZ 3304-B
69	F(M/S)-exc. Boss 302	Pink stripe	1	C9ZZ 3304-A
	F(P/S)-exc. Boss 302	Yellow stripe	1	C9ZZ 3304-B
	F(M/S)-Boss 302	25 1/2" between stud & hole at ends	1	D0ZZ 3304-A
	F(P/S)-Boss 302	23 1/2" between stud & threaded end	1	D0ZZ 3304-B
70	F(M/S)	25 1/2" between stud & hole at ends	1	D0ZZ 3304-A
	F(P/S)	23 1/2" between stud & threaded end	1	D0ZZ 3304-B
71/	F(M/S & P/S)	#Pink stripe-approx. 27 3/4" long	1	D3ZZ 3304-A

Identification marking

HALPERT_AUCTIONS

YEAR	MODEL	DESCRIPTION	QTY.	PART NUMBER
	3304 ROD ASSY. - STEERING ARM TO IDLER ARM - continued			
	- P -			
70/	P(M/S)	26" long	1	D0DZ 3304-A
	P(P/S)		1	D3DZ 3304-B
	- S -			
65/66	S		1	C5SZ 3304-A
67/68	S		1	C5AZ 3304-D
69/71	S		1	C9SZ 3304-A
72	S	27 5/16" long between stud center & mounting center hole-#D2OA 3305-AA	1	D2OZ 3304-A
	- U -			
66	U	Replaced by C6TZ 3304-S & C6TZ 3590-J	1	★C6TZ 3304-C
67/	U	Adjustable ball stud at one end or solid ball studs at both ends	1	C6TZ 3304-S
	- X -			
65	X(M/S)-6 cyl.		1	C3DZ 3304-L
	X(P/S)-6 cyl.		1	C4DZ 3304-B
	X(M/S)-8 cyl.	With 1" sector shaft	1	C3DZ 3304-B
	X(M/S)-8 cyl.	1 1/8" dia. sector shaft	1	C5DZ 3304-A
	X(P/S)-8 cyl.		1	C5DZ 3304-B
66	X(P/S)		1	D0DZ 3304-C
	X(M/S)		1	C6OZ 3304-B
67/69	X(P/S)	Orange stripe	1	D0DZ 3304-C
	X(M/S)	Green stripe	1	C7OZ 3304-B
70	X(P/S)	Silver stripe	1	D0DZ 3304-C
	X(M/S)	Green stripe	1	C7OZ 3304-B
65/	A, S	Nut-castle-1/2"-20	2	385002-S(MM66A)
65/	B, F, X(8 cyl.)		2	
		Cotter pin-1/8" x 1"	1	72035-S7-8(N51)
		Lockwasher-3/8"		34807-S8(X66)
65/	A	Nut-castle (to idler arm)-9/16"-18	1	34033-S18(M11)
68	A, B, F, S, X	Washer-flat-9/16"	1	371613-S7-8(XX202)
68	A	Washer-flat-1/2"	1	356606-S(XX184)
65/	B	Nut-slotted (arm to spindle connecting rod)-7/16"-20	2	★353583-S
	B	Nut-slotted (arm to sector shaft arm)	1	
65/	X	Nut-castle (rod to idler arm)-3/8"-24	1	★34030-S8
	F		1	
65/	X	Plug (rod)-1/4"-28 tapered	1	374714-S7-8 (PP35A)
		Locknut-3/8"-24		34370-S8(M99)
		Cotter pin-3/32" x 3/4"		72016-S8(N44)
	3310 SLEEVE - FRONT WHEEL SPINDLE CONNECTING ROD ADJUSTING			
65/69	A(Special)		2	C2VY 3310-A
65/72	A(except Special) "Before 8/8/72"	5/8"-18 x 4 1/2"	1	C2OZ 3310-A
72	A "From 8/8/72"	11/16"-18 x 4 1/4"-incl. sleeve, 2 bolts & nuts	2	D3AZ 3310-A
65	B(M/S)		1	C2OZ 3310-A
	B(P/S)	11/16"-18 x 4 1/2"	2	C2AA 3310-B
66/71	B		2	C2AA 3310-B
72	B	4 1/4" long, 11/16"-18 internal threads-includes sleeve, 2 bolts & nuts	2	D3AZ 3310-A
65/66	F(6 cyl.)-M/S	1/2"-20 x 5 7/8" includes 2 each-clamp, 358655-S bolts & 377703-S nuts	2	C5ZZ 3310-A
	F(8 cyl.)-M/S	11/16"-18 x 4 1/2"	2	C2AA 3310-B
	F(P/S)	R.H.-11/16"-18 x 4 1/2"	1	C2AA 3310-B
		L.H.	1	C2VY 3310-A
67/	F	11/16"-18 x 4 1/2"	2	C2AA 3310-B
70/72	P "Before 8/8/72"		2	C2AA 3310-B
72	P "From 8/8/72"	11/16"-18 x 4 1/4"-incl. sleeve, 2 bolts & nuts	2	D3AZ 3310-A

COPYRIGHT © 1975 — FORD MOTOR COMPANY — DEARBORN, MICHIGAN

YEAR	MODEL	DESCRIPTION	QTY.	PART NUMBER
	3310 SLEEVE - FRONT WHEEL SPINDLE CONNECTING ROD ADJUSTING - continued			
65/66	S		2	C2AA 3310-B
67/71	S		1	C2OZ 3310-A
72	S	4 1/4" long, 11/16"-18 internal threads-includes sleeve, 2 bolts & nuts	2	D3AZ 3310-A
65	X(8 cyl.)		2	C2AA 3310-B
66/70	X		2	
	3310 SLEEVE KIT - FRONT WHEEL SPINDLE CONNECTING ROD ADJUSTING			
65	X (6 cyl.)	1/2"-20 x 6 1/2" sleeve-Consists of 2-C3DA 3287-A Clamp 2-358655-S Bolt 1-C0DD 3314-B Sleeve 2-34443-S Nut	2	C3DZ 3310-A
	3311 STUD - DRAG LINK TO SELECTOR ARM BALL - Supplied in 3A533 Kit			
	3B311 SHIELD - FRONT SUSPENSION SPINDLE BALL STUD			
70	F (Boss 429)		1	D0ZZ 3B311-A
	3B329 REINFORCEMENT - FRONT SUSPENSION LOWER			
70/71	•Unique competition part		1	D0ZX 3B329-A
	3332 SEAL - FRONT SUSPENSION OR STEERING BALL STUD DUST			
65/68	A	Spindle arm connecting rod end	4	C1AA 3332-C
67/68	S		4	
69/	A,S	Spindle arm connecting rod end	4	C9AZ 3332-A
65/70	B	Spindle connecting rod end to spindle-1 7/32" high	2	C2OZ 3332-B
	B	Spindle connecting rod to idler arm - 15/16" high	2	C2OZ 3332-C
	B	P/S cylinder stud-13/16" high	1	C2OZ 3332-A
66/69	B,X	Spindle arm connecting rod end	2	C6OZ 3332-A
67/69	F(exc. Boss 302)		2	
69	F(Boss 302)	Spindle connecting rod end ball stud-1 3/16" high-1 1/2" dia.	4	D0OZ 3332-C
70/71	B		4	
70/	F,P		4	
72	B		4	C9AZ 3332-A
65/66	F(6 cyl)	Spindle connecting rod end	1	C3DZ 3332-A
65	X(6 cyl.)		4	
65/66	F(8 cyl.)	Spindle connecting rod end	1	C5ZZ 3332-A
65	X(8 cyl)		1	
71/	L	R.H.-steering gear housing & spindle connecting rod dust-6 13/32" long	1	D1FZ 3332-A
		L.H.-5 13/32" long	1	D1FZ 3332-B
65/66	S	Spindle connecting rod end	4	C3SZ 3332-A
		Sector shaft arm ball stud-not replaced	1	★C5SZ 3332-A
66	U	Drag link stud-rubber	1	C6TZ 3332-A
		Drag link stud-steel	1	C6TZ 3332-B
		Spindle connecting rod end stud	2	C6TZ 3332-C
67/	U-Adjustable type	Drag link-pitman arm end stud-1 1/8" dia.-3/8" thick-rubber	1	C7TZ 3332-C
		Drag link-pitman arm end stud-3/4" I.D.-1 3/8" wide-2 1/2" long-steel	1	C7TZ 3332-B
		Drag link-spindle connecting rod end stud-1/2" thick-flat-rubber	1	C5TZ 3332-B
		Drag link-spindle connecting rod end stud-3/16" high-steel	1	C5TZ 3332-C
	U-Non-adjustable type	Drag link-pitman arm end stud-rubber	1	C7TZ 3332-A
		Drag link-spindle connecting rod end stud-1/2" thick-flat-rubber	1	C5TZ 3332-B
		Drag link-spindle connecting rod end stud-3/16" high-steel	1	C5TZ 3332-C
	U-All	Spindle connecting rod end stud-rubber-Also serviced in assy.-Group 3280	2	C7TZ 3332-F
71/	L	Clamp-5/8"	1	384494-S(EE20)
		Clamp-1 7/16"	1	384495-S(EE18)
		Clamp-2 1/8"	1	384496-S(EE19)

HALPERT_AUCTIONS

YEAR	MODEL	DESCRIPTION	QTY.	PART NUMBER
	3A344	**INSULATOR - POWER STEERING CYLINDER ROD -** Serviced in 3C590 Kit		
	3A345	**WASHER - POWER STEERING CYLINDER ROD INSULATOR -** Serviced in 3C590 Kit		
	3350	**ARM - STEERING IDLER -** Refer to Group 3355		
	3350-1	**BRACKET - STEERING IDLER ARM MOUNTING**		
		- A -		
65/	A	Refer to Group 3355		
		- B -		
65	B(M/S)	Includes bushing	1	C2OA 3350-A
	B(P/S)	Includes bushing	1	C4OZ 3350-A
66/	B	Refer to Group 3355		
		- F -		
65/66	F	Use with 3352 kit	1	C3DZ 3351-A
67/	F	Refer to Group 3355		
		- P -		
70/	P	Refer to Group 3355		
		- S -		
65/66	S	Includes bushing	1	C4SZ 3351-A
67/	S	Refer to Group 3355		
		- X -		
65	X	Use with 3352 kit	1	C3DZ 3351-A
66/70	X	Refer to Group 3355		
		ATTACHING PARTS for BRACKET TO FRAME		
65	B, X	Bolt-3/8"-24 x 3 1/2"	AR	378405-S(BB226A)
65/66	F			
		Nut-3/8"-24 x 9/16"	AR	382832-S100 (MM169JF)
		Washer-flat-3/8"	AR	44707-S7(X8)
65/66	S	Bolt-3/8"-16 x 1 1/2"	3	20468-S8(B85)
		Nut-3/8"-16 x 9/16"	AR	34394-S7(M93A)
		Washer-flat-3/8"	AR	382585-S100 (XX143A)
	3352	**ARM and BUSHING KIT - STEERING IDLER**		
65	B(M/S)	Consists of 1-C4OA 3355-A Arm 2-72026-S Cotter pin 1-C5ZZ 3356-A Bushing 2-351059-S8 Nut 1-C4OZ 3358-A Bushing 2-375569-S8 Washer	1	C4OZ 3352-A
	B(P/S)	Consists of 1-C3OA 3355-A Arm 2-72026-S Cotter pin 1-C1AA 3356-A Bushing 2-351059-S8 Nut 1-C3AZ 3358-A Bushing 2-375569-S8 Washer	1	C2OZ 3352-B
65/66	F(P/S)-6 cyl.	Consists of	1	C4DZ 3352-B
65	X(P/S)-6 cyl.	1-Arm with Stud 1-72026-S Cotter pin 1-C3DZ 3356-A Bushing 1-351059-S8 Nut		
65/66	F(M/S)-6 cyl.	Consists of	1	C3DZ 3352-L
65	X(M/S)-6 cyl.	1-C4DA 3355-A Arm 1-72035-S Cotter pin 1-C5ZZ 3356-A Bushing 1-378583-S Washer 1-33985-S8 Nut	1	
65/66	F(P/S)-8 cyl. exc. GT 350	Consists of	1	C5ZZ 3352-B
65	X(P/S)-8 cyl.	1-Arm with stud (daub of #Blue paint) 1-C3DZ 3356 Bushing 1-351059-S8 Nut 1-72026-S Cotter pin	1	
65/66	F(M/S)-8 cyl. exc. GT 350	Consists of	1	C5ZZ 3352-A
65	X(M/S)-8 cyl.	1-Arm with stud (daub of #Brown paint) 1-C5ZZ 3356-A Bushing 1-351059-S8 Nut 1-72026-S Cotter pin	1	
65/66	F-GT350	Arm assy. with stud & bushing-not replaced	1	★S1MS 3734-A

COPYRIGHT © 1975 — FORD MOTOR COMPANY — DEARBORN, MICHIGAN

HALPERT_AUCTIONS

YEAR	MODEL	DESCRIPTION	QTY.	PART NUMBER
	3355 ARM and BRACKET ASSY. - STEERING IDLER			
	- A -			
65/68	A		1	•C5AZ 3350-A
69/	A		1	•D3AZ 3355-A
	- B -			
65	B	Refer to Group 3352 (kit)		
66	B		1	•C6OZ 3350-A
67/69	B(M/S)	#Green stripe	1	•C7OZ 3350-A
	B(P/S)	#Orange stripe	1	•C7OZ 3350-B
70/71	B(M/S)	#Green stripe	1	•D0OZ 3350-A
	B(P/S)	#Orange stripe	1	•D0OZ 3350-B
72	B		1	•D3OZ 3355-A
	- F -			
65/66	F	Refer to Group 3352 (kit)		
67/70	F(M/S)	#Pink stripe	1	•C7ZZ 3350-B
	F(P/S)	#Yellow stripe	1	•C7ZZ 3350-A
71/	F(M/S & P/S)	#Pink stripe	1	•D3ZZ 3355-A
	- P -			
70/	P	#D0DA 3355-A-Includes bracket, arm with stud, bushing, washer & nut	1	D0DZ 3350-A
	- S -			
65/66	S	Arm with stud-includes bushing	1	C5SZ 3A734-A
67/68	S		1	•C5AZ 3350-A
69/71	S	#Violet stripe	1	•C9SZ 3350-A
72	S		1	•D3OZ 3355-A
	- X -			
65	X	Refer to Group 3352 (kit)		
66	X		1	•C6OZ 3350-A
67/70	X(M/S)	#Green stripe	1	•C7OZ 3350-A
	X(P/S)	#Orange stripe	1	•C7OZ 3350-B
		ATTACHING PARTS for BRACKET TO FRAME		
65/67	A	Bolt - 3/8"-24 x 1 1/4"	AR	20429-S8(BB172)
67	S	Nut & retainer assy. - 3/8"-24	AR	379711-S8 (MM200D)
		Lockwasher - 3/8"	AR	34807-S(X66)
68	A, S	Bolt-3/8"-24 x 1 1/2"	2	371198-S8(BB217)
		Nut-retainer-3/8"-24	2	379711-S(MM200D)
69/	A, S	Retainer assy.-3/8"-16	2	383121-S100
72	B		2	(MM192UA)
69	A, S	Bolt-3/8"-16 x 1 1/4"	2	378487-S2(BB545F)
70/	A, S	Bolt-3/8"-16 x 1 1/2"	2	383994-S100
72	B		2	(BB545FA)
66/68	B, F, X	Bolt-3/8"-14 x 3 1/2"	AR	378405-S(BB226A)
		Nut-3/8"-24-9/16"	AR	382832-S100 (MM169JF)
		Washer-flat-3/8"	AR	44707-S7(X8)
69/71	B, X	Bolt-3/8"-16 x 3 5/8"	2	383496-S100
69/	F, P		2	(BB168)
		Nut-3/8"-16	2	383406-S100 (MM173MY)
		ATTACHING PARTS for ARM to BRACKET		
65/67	A	Nut-9/16"-18	1	34033-S18(M11)
67	S		1	
65/66	F		1	
65	X		1	
		Washer-flat-9/16"	1	371613-S(XX202)
65	B	Nut-1/2"-20	1	385002-S(MM66A)
		Washer-flat-1/2"-20	1	356606-S8(XX184)
		Cotter pin	1	72035-S7(N51)
66/68	B, X	Nut-9/16"-18	1	377330-S(MM169K)
67/68	F		1	
68	A, S		1	
		Washer-9/16"	1	371613-S(XX202)
65/66	S	Nut-3/4"-16	1	351125-S(MM62)
		Washer-flat-5/8"	1	378539-S(XX340H)
69/	A, B, F, P, S, X	Attaching parts serviced in assy. only due to swaged bracket end		

Identification marking • Includes arm, bracket, bushings, nut & washer

HALPERT_AUCTIONS

YEAR	MODEL	DESCRIPTION	QTY.	PART NUMBER
	3356-8 BUSHING - STEERING IDLER ARM			
	- A -			
65/68	A	Upper-5/8" I.D.-1 1/8" O.D.-2 5/16" long	1	▲C5ZZ 3356-A
		Lower-9/16" I.D.-1 3/8" O.D.	1	▲C5AZ 3358-A
69/	A	Upper-serviced in 3350 assy. due to swaged bracket end		3356
		Lower-9/16" I.D.-1 3/8" O.D.	1	▲C5AZ 3358-A
	- B -			
65	B(M/S)	Upper-5/8" I.D.-1 1/8" O.D.-2 5/16" long	1	♦C5ZZ 3356-A
		Lower-5/8" I.D.-19/32" O.D.-1 3/4" long	1	♦C4OZ 3358-A
	B(P/S)	Upper-5/8" I.D.-1 9/32" O.D.-2 7/16" long	1	♦C3AZ 3356-A
		Lower-5/8" I.D.-1 9/32" O.D.-1 3/4" long	1	♦C3AZ 3358-A
66	B	Upper-5/8" I.D.-1 1/8" O.D.-2 5/16" long	1	▲C5ZZ 3356-A
		Lower-9/16" I.D.-1 9/32" O.D.	1	▲C6OZ 3358-A
67/68	B	Upper-5/8" I.D.-1 1/8" O.D.-2 5/16" long	1	▲C5ZZ 3356-A
69/	B	Upper-serviced in 3350 assy. due to swaged bracket end		3356
67/71	B(M/S)	Lower-9/16" I.D.-1 3/8" O.D.	1	▲C5AZ 3358-A
	B(P/S)	Lower-19/32" I.D.-1 1/4" O.D.	1	▲C7OZ 3358-A
72	B	Lower-9/16" I.D.-1 3/8" O.D.	1	▲C5AZ 3358-A
	- F -			
65/66	F(M/S)	Upper-5/8" I.D.-1 1/8" O.D.-2 5/16" long	1	♦C5ZZ 3356-A
	F(P/S)	Upper-7/8" I.D.-1 11/16" O.D.	1	♦C3DZ 3356-A
67/68	F	Upper-5/8" I.D.-1 1/8" O.D.-2 5/16" long	1	▲C5ZZ 3356-A
69/	F	Upper-serviced in 3350 assy. due to swaged bracket end		3356
67/70	F(M/S)	Lower-9/16" I.D.-1 3/8" O.D.	1	▲C5AZ 3358-A
	F(P/S)	Lower-19/32" I.D.-1 1/4" O.D.	1	▲C7OZ 3358-A
71/	F	Lower-9/16" I.D.-1 3/8" O.D.	1	▲C5AZ 3358-A
	- P -			
70/	P	Upper-serviced in 3350 assy. due to swaged bracket end		3356
		Lower-9/16" I.D.-1 3/8" O.D.	1	●C5AZ 3358-A
	- S -			
65/66	S	7/8" I.D.-1 7/16" O.D.	1	C3DZ 3356-C
67/68	S	Upper-5/8" I.D.-1 1/8" O.D.-2 5/16" long	1	▲C5ZZ 3356-A
		Lower-9/16" I.D.-1 3/8" O.D.	1	▲C5AZ 3358-A
69/	S	Upper-serviced in 3350 assy. due to swaged bracket end		3356
69/71	S	Lower-19/32" I.D.-1 1/4" O.D.	1	▲C7OZ 3358-A
72	S	Lower-9/16" I.D.-1 3/8" O.D.	1	▲C5AZ 3358-A
	- X -			
65	X(M/S)-6 cyl.	5/8" I.D.-1 1/8" O.D.-2 5/16" long	1	♦C5ZZ 3356-A
	X(P/S)-6 cyl.	5/8" I.D.-1 5/8" O.D.	1	♦C3DZ 3356-A
	X(M/S)-8 cyl.	7/8" I.D.-1 7/16" O.D.	1	♦C3DZ 3356-C
	X(P/S)-8 cyl.	7/8" I.D.-1 11/16" O.D.	1	♦C3DZ 3356-D
66/68	X	Upper-5/8" I.D.-1 1/8" O.D.-2 5/16" long	1	▲C5ZZ 3356-A
69/70	X	Upper-serviced in 3350 assy. due to swaged bracket end		3356
67/70	X(M/S)	Lower-9/16" I.D.-1 3/8" O.D.	1	▲C5AZ 3356-A
	X(P/S)	Lower-19/32" I.D.-1 1/4" O.D.	1	▲C7OZ 3358-A
	3A360 ARM ASSY. - FRONT AXLE RADIUS			
66/	U		2	C6TZ 3A360-A
	U	Bolt (to cap)-9/16"-12 x 2 3/8"	2	371602-S7-8 (BB200)

▲ Also supplied in 3350 arm & bracket assy. ♦ Also supplied in 3352 kit
● Also supplied in 3304 assy.

COPYRIGHT © 1975 — FORD MOTOR COMPANY — DEARBORN, MICHIGAN

HALPERT_AUCTIONS

YEAR	MODEL	DESCRIPTION	QTY.	PART NUMBER
	3375-6 ADAPTOR - FRONT SUSPENSION LOWER ARM			
65/66	F	R.H.-not replaced	1	★C5ZZ 3375-A
		L.H.-not replaced	1	★C5ZZ 3376-A
67/69	F	R.H.	1	C7ZZ 3375-A
		L.H.	1	C7ZZ 3376-A
70	F	R.H.	1	D0ZZ 3375-A
		L.H.	1	C7ZZ 3376-A
71/	F	R.H.	1	D1ZZ 3375-A
		L.H.	1	D1ZZ 3376-A
	3382-3 BRACKET - FRONT SUSPENSION BUMPER			
66/71	B	R.H.	1	C6OZ 3382-A
		L.H.	1	C6OZ 3383-A
67/70	F (except Boss 429)	R.H.	1	C7ZZ 3382-A
		L.H.	1	C7ZZ 3383-A
69/70	F (Boss 429)	R.H.	1	C9ZZ 3382-A
		L.H.	1	C9ZZ 3383-A
71	F	R.H.	1	D1ZZ 3382-C
		L.H.	1	D1ZZ 3383-B
72	F	R.H.	1	D1ZZ 3382-C
		L.H.	1	D1ZZ 3383-C
70/	P	R.H.	1	C6OZ 3382-A
		L.H.	1	C6OZ 3383-A
65/67	S	Not replaced (12/74)	2	★C1SS 3382-D
66/70	X	R.H.	1	C6OZ 3382-A
		L.H.	1	C6OZ 3383-A
65/66	F	Screw (bracket attaching)-5/16"-24 x 1 1/8"	AR	353483-S2(BB588)
		Nut-5/16"-24	1	354299-S(MM156)
		Locknut-5/16" - 24		34393-S7(M98)
65/67	S	Bolt (bracket to underbody)-5/16"-18 x 1"	8	20386-S8(B53)
		Lockwasher-5/16"		34906-S8(X98)
67	F	Screw(to apron & side member)-5/16"-18 x 3/4"	6	359662-S7-8 (BB575A)
		Locknut-5/16"-18		34392-S7(M93)
66/71	B, X	Bolt & lockwasher assy.-5/16"-18 x 7/8"	6	57140-S(B340H)
68/	F	(bracket to body)		
		Nut-5/16"-18	6	33770-S(M89K)
	3388 SEAT and BUSHING ASSY. - FRONT SUSPENSION UPPER ARM SPRING			
65/71	B,X		2	C7OZ 3388-B
65/66	F		2	
67/	F(exc.Boss 429,GT350/500)		2	
70/72	P "Before 3/1/72"		2	
67	F(GT350/500)	Not replaced	2	★Z7WD 3388-A
69/70	F-Boss 429		2	C9ZZ 3388-A
72	P "From 3/1/72"		2	D2DZ 3388-A
65/70	X	Locknut (seat to arm)-3/8"-24	4	34370-S8(M99)
65/	F		4	
65/70	X	Plug (seat)-1/4"-28	2	374714-S7-8 (PP35A)
67/71	B,X "From 11/14/66"	Bolt (to arm)-3/8"-16 x 1"	4	381792-S2
67/	F,P		4	(BB429AA)
68	B,X	Nut-3/8"-16	4	382535-S100 (MM173MX)

HALPERT_AUCTIONS

YEAR	MODEL	DESCRIPTION	QTY.	PART NUMBER
	3399 REINFORCEMENT - FRONT SUSPENSION LOWER ARM			
65/66	S		2	C5SZ 3399-A
	3416 BRACKET - FRONT SUSPENSION LOWER ARM STRUT MOUNTING BOLT			
65	B		2	C2OZ 3416-A
65/66	S		2	C4SZ 3416-A
65	B	Bolt (bracket to body)-7/16"-14 x 1 1/4"	8	20430-S8(B104)
		Lockwasher-7/16"		34808-S8(X67)
	3468 STRUT - FRONT SUSPENSION LOWER ARM - Also refer to Group 3A187			
65/69	A		2	C5AZ 3468-A
70/71	A "Before 7/1/71"	27 1/2" overall length	2	D0AZ 3468-A
71/	A "From 7/1/71"	28" overall length	2	D2AZ 3468-B
65	B		2	C2OZ 3468-A
65	B(8 cyl. 289-Special-4/B carb.)		2	C2OZ 3468-B
66/67	B		2	C6OZ 3468-A
67	F		2	
68/69	B, F(exc. Boss)	R.H.	1	C8OZ 3468-A
		L.H.	1	C9ZZ 3468-D
72	B	27 1/4 overall length	2	D2AZ 3468-A
65/66	F (6 & 8 cyl.)		2	C5ZZ 3468-B
69	F(Boss)	R.H.	1	C9ZZ 3468-C
70/71	B		1	
70/	F		1	
		L.H.	1	C9ZZ 3468-D
71/	L		2	D1FZ 3468-A
70	P	R.H.	1	C8OZ 3468-A
		L.H.	1	C8OZ 3468-B
71/	P	R.H.	1	C9ZZ 3468-C
		L.H.	1	C9ZZ 3468-D
65/66	S			C2SZ 3468-A
67/69	S		2	C5AZ 3468-A
70/71	S		2	D0AZ 3468-A
72	S	27 1/4" overall length	2	D2AZ 3468-A
65	X (6 & 8 cyl.)		2	C5ZZ 3468-B
66/67	X		2	C6OZ 3468-A
68/69	X	R.H.	1	C8OZ 3468-A
		L.H.	1	C9ZZ 3468-D
70	X	R.H.	1	C9ZZ 3468-C
		L.H.	1	C9ZZ 3468-D
65/68	A	Bolt (strut to arm)-1/2"-20 x 1 5/8"-serrated	4	376250-S7-8
65	B		4	(BB390V)
67/68	S		4	
69/	A, S	Bolt-1/2"-20 x 1 5/8" (strut to arm)	4	382403-S(BB243G)
		Nut-1/2"-20		33882-S8(M24)
		Lockwasher-1/2"		34809-S8(X68)
65/	A	Nut-5/8"-18 (strut to frame)	2	381612-S36 (MM61A)
65/	A	Nut-castle(to No. 1 cross member)-5/8"-18	2	34034-S18(M12)
67/	S	Nut-castle(to frame)	2	
65	B	Nut-9/16"-18 (strut to 3416 bracket)	1	34033-S(M11)
68/	B, F, X	(Strut to 16054-5)	1	
		Cotter pin	1	72035-S(N51)
66	B, X	Nut-11/16"-18 (strut to underbody)	2	380517-S100 (MM40D)
68	B, F, X	Nut (strut to arm)-1/2" -20	4	382857-S100 (MM169P)

COPYRIGHT © 1975 — FORD MOTOR COMPANY — DEARBORN, MICHIGAN

HALPERT_AUCTIONS

YEAR	MODEL	DESCRIPTION	QTY.	PART NUMBER
	3468 STRUT - FRONT SUSPENSION LOWER ARM - continued - Also refer to Group 3A187			
66/67	B, F, X	Locknut-7/16"-20		34447-S(M83)
65/66	S	Bolt (to arm)-5/8"-11 x 2 1/8"-square head	4	379986-S2(BB842A)
		Nut-5/8"-11		356085-S8(MM14)
		Lockwasher-5/8"		34811-S2(X71)
		Locknut-5/8"-18		371171-S(MM161)
65	X (6 cyl.)	Bolt (strut to arm)-7/16"-20 x 1 1/2"	4	352621-S(BB234)
65	X	Locknut(strut to underbody)-11/16"-18	4	376680-S7-8 (MM179F)
65/	X	Locknut (strut to bracket)-9/16"-18	2	34426-S7(M86)
65	B		2	
65/66	F(6 & 8 cyl.)	Locknut (to underbody)	2	
66/67	B, X	Bolt(to arm)-7/16"-20 x 1 1/4"-serrated	4	380571-S2
67	F		4	(BB390AE)
66/	B, X	Locknut(to underbody)-11/16"-18	2	380460-S7-8
67/	F		2	(MM179J)
66/	B, X	Nut(to underbody)-11/16"-18-serrated	2	380517-S2(MM40D)
67/	F		2	
	3486-7 BRACKET ASSY. - FRONT SUSPENSION LOWER ARM STRUT MOUNTING			
66/67	B, X	R. H.	1	C6OZ 3486-C
		L. H.	1	C6OZ 3487-C
68/69	B, X	R. H.	1	C8OZ 3486-A
		L. H.	1	C8OZ 3487-A
65/66	F	R. H.	1	C5ZZ 3486-A
		L. H.	1	C5ZZ 3487-A
67/70	F	R. H.	1	C8ZZ 3486-A
		L. H.	1	C8ZZ 3487-A
	3491 COVER - STEERING WHEEL HUB - LOWER			
66	B	With simulated wood grain wheel-not replaced	1	★C6OZ 3491-A
66	A(8 cyl. 428-4/B)-7 litre	(12/74)	1	
67	B, F	With wood grain wheel & P/S	1	C7OZ 3491-A
65/67	F(63B, 65B, 76B)		1	C5ZZ 3491-A
	3494 TUBE ASSY. - POWER STEERING PRESSURE LINE TO VALVE - Refer to Group 3A719			
	3499 RETAINER - STEERING COLUMN TUBE			
67	F, S(tilt column)		3	C7SZ 3499-A
68/	A, F, S(tilt column)		3	C8SZ 3499-A
71/	L		3	D1FZ 3499-A
72	B		3	

HALPERT_AUCTIONS

YEAR	MODEL	DESCRIPTION	QTY.	PART NUMBER
	3A500	**GEAR & FLANGE ASSY. - POWER STEERING**-Serviced by details (3504 & 3A525)		

STEERING GEAR IDENTIFICATION TAG

To facilitate the identification of Ford-designed steering gear parts for 1965 and subsequent model years, a metal identification tag is attached to the steering gear housing as shown in the illustration below.

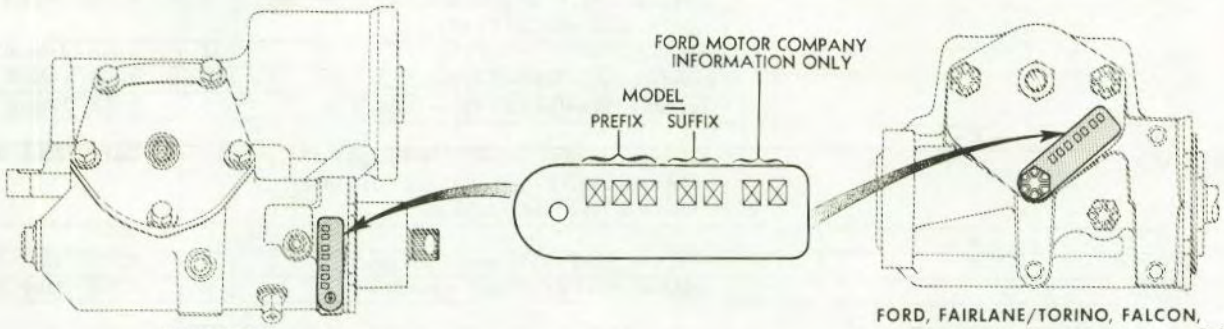

THUNDERBIRD

FORD, FAIRLANE/TORINO, FALCON, MAVERICK AND MUSTANG P-4253

YEAR	MODEL		DESCRIPTION	QTY.	PART NUMBER
	3504	**GEAR ASSY. - STEERING**			
		- A -			
65/68	A(P/S)		#HCE-B, SPA-H, N-Saginaw built	1	C9AZ 3504-B
	A(P/S)		#HCE-C, D, SPA-A, A1, B-Ford built	1	C8AZ 3504-A
	A(M/S)		#HCD-A, A1, SMA-D-Ford built	1	C5AZ 3504-B
69	A(P/S)		#HCE-B, SPA-H, N-Saginaw built	1	C9AZ 3504-B
69/70	A(M/S)		#SMA-D1-Ford built	1	C9AZ 3504-C
	A(P/S)		#SPA-A1, A2, A3-Ford built	1	C9AZ 3504-A
71	A(M/S)		#SMA-D	1	C5AZ 3504-B
			#SMA-D1	1	C9AZ 3504-C
71/	A(M/S)		#SMA-T	1	D1AZ 3504-A
70/72	A(P/S)	"Before 2/1/72"	#SPA-E3, E4-Ford built	1	C9SZ 3504-A
72	A(P/S)	"From 2/1/72"	#SPA-E4, AA	1	D3AZ 3504-A
		- B -			
65	B(M/S)		#HCA-BU-39 1/2" long input shaft	1	C4OZ 3504-A
66/67	B(M/S)		#HCA-CA, SMA-C-39 1/2" long input shaft	1	C6DZ 3504-B
66/67	B(P/S)		#HCA-BY, CD, SMA-A-39 1/2" long input shaft	1	C6DZ 3504-A
65/71	B(P/S)		#HCA-BV, BZ, CE, SMA-B-7 3/16" long input shaft	1	C5OZ 3504-B
68/71	B(M/S)		#SMA-F-7 3/16" long input shaft	1	C7OZ 3504-A
72	B(M/S)		#SMA-T	1	D1AZ 3504-A
	B(P/S)	"Before 3/15/72"	#SPA-Y	1	D2OZ 3504-A
	B(P/S)	"From 3/15/72"	#SPA-E4, AA	1	D3AZ 3504-A
		- F -			
65/66	F(P/S)		#HCC-AX, SMB-B-41 7/8" long input shaft, 1" dia. sector shaft and 16:1 ratio	1	C5ZZ 3504-C
65/67	F(M/S)		#HCC-AT, SMB-A-41 7/8" long input shaft, 1" dia. sector shaft, and 19:1 ratio	1	C5ZZ 3504-A
			#HCC-AW, SMB-B-41 7/8" long input shaft, 1" dia. sector shaft and 16:1 ratio	1	C5ZZ 3504-C
67	F(M/S)		#SMB-H-41 7/8" long input shaft, 1 1/8" dia. sector shaft and 19:1 ratio	1	C7ZZ 3504-G
			#SMB-C-6 3/16" long input shaft, 1" dia. sector shaft and 19:1 ratio - R/B C7ZZ 3504-A and C7ZZ 3590-B	1	★C7ZZ 3504-D

Identification marking

COPYRIGHT © 1975 — FORD MOTOR COMPANY — DEARBORN, MICHIGAN

FINAL ISSUE

HALPERT_AUCTIONS

YEAR	MODEL		DESCRIPTION	QTY.	PART NUMBER
	3504 GEAR ASSY. - STEERING - continued				
		- F -			
67	F(P/S)		#SMB-J-41 7/8" long input shaft, 1 1/8" dia. sector shaft and 16: 1 ratio	1	C7ZZ 3504-E
			#SMB-E-6 3/16" long input shaft, 1" dia. sector shaft and 16: 1 ratio	1	C7ZZ 3504-B
67/70	F(M/S)		#SMB-D-6 3/16" long input shaft, 1 1/8" dia. sector shaft and19: 1 ratio	1	C7ZZ 3504-A
			#SMB-F-6 3/16" long input shaft, 1 1/8" dia. sector shaft and 16: 1 ratio	1	C7ZZ 3504-F
	F(P/S)		#SMB-K-6 3/16" long input shaft, 1 1/8" dia. sector shaft and 16: 1 ratio	1	C7ZZ 3504-F
71/	F(M/S)		#SMA-R,T	1	D1AZ 3504-A
	F(P/S)		Constant ratio-Saginaw type-#SPA-S,U	1	D1ZZ 3504-B
			Variable ratio-Saginaw type-#SPA-T,V	1	D1ZZ 3504-C
		- L -			
71/72	L(M/S)		Kit-consists of (1) D22R 3504-BB gear assy.-ident. as SMC-E, incl. (1) D1ZA 3F546-AB shims & (2) 384587-S100 nut	1	D2FZ 3504-B
		- P -			
70/	P(M/S)		#SMA-F, F1-7 3/16" long input shaft	1	C7OZ 3504-A
	P(P/S)		#SMA-B,B1-7 3/16" long input shaft	1	C5OZ 3504-B
		- S -			
65/66	S(P/S)		#HCF-B,#SPA-C	1	C8VY 3504-A
67/68	S(P/S)		#SPA-E, F	1	C8SZ 3504-A
69/72	S(P/S)	"Before 2/1/72"	#SPA-E1, E2, E3, E4	1	C9SZ 3504-A
72	S(P/S)	"From 2/1/72"	#SPA-E4, AA	1	D3AZ 3504-A
		- U -			
66/	U(M/S)		♯C7TA 3504-U or ♯24JC05	1	C7TZ 3504-L
72	U(P/S)	"From Ser.P40,001"	#SPA-Z	1	D3TZ 3504-A
		- X -			
65	X-6 cyl.(M/S)		♯HCC-AM, AM1-39" long input shaft & 1" dia. sector shaft	1	C4DZ 3504-A
	X-8 cyl.(M/S)		♯HCC-AP, AP1-39" long input shaft & 1 1/8" dia. sector shaft-not replaced	1	★C4DZ 3504-B
	X(P/S)		♯HCC-AZ, BB-40" long input shaft & 1" dia. sector shaft-not replaced	1	★C5DZ 3504-A
66/67	X(M/S)		#HCA-CA, #SMA-C-39 1/2" long input shaft & 1 1/8" dia. sector shaft	1	C6DZ 3504-B
	X(P/S)		♯HCC-BY, CD, SMA-A-39 1/2" long input shaft & 1 1/8" dia. sector shaft	1	C6DZ 3504-A
68/70	X(M/S)		♯SMA-F-7 3/16" long input shaft & 1 1/8" dia. sector shaft	1	C7OZ 3504-A
	X(P/S)		♯SMA-B, B1-7 3/16" long input shaft & 1 1/8" dia. sector shaft	1	C5OZ 3504-B
68/	A, S		Washer-flat-7/16"	3	382580-S100 (XX173B)
65/	B, F, X		Bolt (housing to underbody)-7/16"-14 x 3 1/4"	3	C1AE 6A527-C
65/	X, S		Washer-flat-39/64"	3	359820-S8(XX203)
66/	A				
65	B		Bolt (housing to underbody)-7/16"-14 x 3 3/4"	3	351988-S8(BB187)
65/	S		Bolt (to underbody)	1	
65/66	S		Bolt (to underbody)-7/16"-14 x 4 5/8"	2	351989-S8(BB188)
65/	B		Washer-flat-7/16"	3	351428-S7(XX166)
65/	A		Bolt (to frame)-7/16"-14 x 4 1/32"	3	379905-S(BB187C)
65/	A, B, S, X		Lockwasher-7/16"		34808-S8(X67)
66/	A, S, X		Bolt (frame or underbody)-7/16"-14 x 4 3/16"	3	383497-S(BB187E)
71/	F		Bolt-7/16"-14 x 3 5/8" (gear assy. to body)	3	376355-S(BB186)
71/	L		Bolt-7/16"-14 x 1 3/8" (gear 3504 & bracket 3E552 & insulator 5484 to frame)	4	384588-S100 (BB390NK)

♯ Identification Marking

HALPERT_AUCTIONS

YEAR	MODEL		DESCRIPTION	QTY.	PART NUMBER
	3D505 COVER - STEERING COLUMN POSITION CONTROL				
68/69	A, F (tilt wheel)		Upper	1	C8MY 3D505-A
68/69	S(tilt wheel)		Upper-w/speed control	1	
68/69	A, F, S(tilt wheel)		Lower	1	C8SZ 3D505-B
70/71	A, F(tilt wheel)		Upper	1	D1AZ 3D505-A
70	S(tilt wheel)			1	
72	A, F, S(tilt wheel)			1	
67	F(tilt column)	"Before 2/15/67"	Upper - not replaced	1	★C7ZZ 3D505-A
	F(tilt column)	"From 2/15/67"	Upper - not replaced	1	★C7ZZ 3D505-B
67	F, S(tilt column)		Lower	1	C7SZ 3D505-B
67	S(tilt wheel)		Upper	1	C8SZ 3D505-A
68/69	S(tilt wheel)		Upper - w/o speed control	1	C8SZ 3D505-A
71	S(tilt wheel)		#D1SA 3D505-AWA, lower	1	D1SZ 3D505-A
68	A, F, S		Screw (cover to cover)-No. 6-20 x 1/4"	2	50386-S(U119)
	3K505 ADAPTER - POWER STEERING PUMP MOUNTING				
69	A, B, F(8 cyl. 351)-except A/C		(a)	1	C9OZ 3K505-A
69	F(Boss 302)		(a)	1	C9ZZ 3K505-A
		(a)	Nut-3/8"-16 locking (adapter to cylinder head)	2	382535-S100 (MM173MX)
		(a)	Stud-3/8"-16 x 2" (adapter to cyl. head)	2	377278-S(WW6E)
		(a)	Bolt & washer-3/8"-16 x 1 1/8"(adapter to cyl. hd.)	2	373162-S(BB563A)
	3506 CLAMP - STEERING COLUMN				
65/68	A(fixed column)		Lower	1	C5AZ 3506-B
65/68	A(P/I & Taxicab)-S/T & O/D			1	
67/68	A		Marked C7AA 3A543-BW-die cast	1	C7AZ 3506-A
68	A		Upper	1	C8AZ 3506-A
69	A		Upper	1	C9AZ 3506-C
69/	A		Opening cover-upper	1	C9AZ 3506-B
65/67	B			1	C2OZ 3506-B
68	B	"Before 3/1/68"	Upper	1	C8OZ 3506-A
68/69	B	"From 3/1/68"	Upper	1	C8OZ 3506-B
68	F			1	C7ZZ 3506-B
69	F		Upper	1	C9ZZ 3506-A
69/	F		Bracket	1	C9ZZ 3506-B
70/	P		Upper-3 1/4" x 1 5/8" stud pattern	1	D0DZ 3506-A
68/69	S			1	C8SZ 3506-A
65/67	S(63A, C, 76A)			1	C5SZ 3506-A
65	S(63B)	"Before 2/10/65"		1	C5SZ 3506-B
65/67	S(63B)	"From 2/10/65"		1	C5SZ 3506-C
66	S(63D)			1	
68	X	"Before 3/1/68"	Upper	1	C8OZ 3506-A
68/69	X	"From 3/1/68"	Upper	1	C8OZ 3506-B
67	A		Screw(to support)-1/4"-20 x 1 1/4"-12 point	4	381666-S2 (BB815AC)
65/69	B		Stud (clamp to brkt.)-5/16"-18 & 5/16"-24 x 3 3/4"	2	354527-S(WW15)
68	F		Nut & washer-5/16"-18	2	34661-S(M107F)
68	S		Locknut-5/16"-18	4	379930-S2 (MM173M)
	3E506 CLIP - P/S HOSE RETAINING - Improvise				
	3507 CLAMP ASSY.- STEERING COLUMN				
70/71	B		Lower	1	D0OZ 3507-C
			Upper	1	D0OZ 3507-D
72	B, S		Steering column fire wall opening cover ring	1	D2OZ 3507-A
71/72	L	"Before 1/11/72"	Steering column shaft boot	2	D1FZ 3507-A
70/	P		Lower	1	D0DZ 3507-A
			Upper	1	D0DZ 3507-B

Identification marking

COPYRIGHT © 1975 — FORD MOTOR COMPANY — DEARBORN, MICHIGAN

FINAL ISSUE

HALPERT_AUCTIONS

YEAR	MODEL	DESCRIPTION	QTY.	PART NUMBER
	3D507 RETAINER - POWER STEERING CYLINDER STUD SEAL			
65/70	F, X	1 15/16" I.D.	1	C3DZ 3D507-A
65/70	B		1	
	3509 TUBE ASSY. - STEERING COLUMN - PRIME - Also refer to Group 3514			
65	F	Includes flange	1	C5ZZ 3509-B
	3510 RETAINER - STEERING COLUMN LOWER BEARING SEAL			
66/	U	Includes washer	1	D0TZ 3510-A
	3C510 BRACKET - POWER STEERING HOSE			
70	A	Pressure hose index bracket	1	D0AZ 3C510-A
71/	A		1	D1AZ 3C510-A
66	B, X (6 cyl. & 8 cyl. 289)	Not replaced	1	★C6OZ 3C510-D
66/69	B(8 cyl. 390)	Lower	1	C6OZ 3C510-F
69	B, X(8 cyl. 302, 351)		1	C9OZ 3C510-A
67/68	B, X(6 cyl. & 8 cyl. 289, 302)		1	C7OZ 3C510-A
69	B, X(6 cyl.)		1	
70/71	B, X(8 cyl. 302, 351)	Pressure hose index bracket	1	D0OZ 3C510-B
70	X(8 cyl.)		1	
70/71	B(8 cyl. 429)	Pressure hose index bracket	1	D0OZ 3C510-C
72	B(8 cyl.)		1	D1AZ 3C510-A
67	F(6 cyl. & 8 cyl. 289)		1	C7ZZ 3C510-B
67/68	F(8 cyl. 390)	Bracket for hose insulator	1	C7ZZ 3C510-C
69/70	F(8 cyl.)		1	
68	F(6 cyl. & 8 cyl. 289, 302)	Bracket for hose insulator	1	C8ZZ 3C510-A
69/70	F(6 cyl.)		1	
71/	F(8 cyl.)		1	D1ZZ 3C510-A
70/	P(6 cyl.)	Improvise	1	★D0DA 3C510-B
71/	P(8 cyl. 302)	Bracket for hose insulator	1	D0DZ 3C510-A
70	S		1	D0AZ 3C510-A
71	S		1	D1AZ 3C510-A
72	S(8 cyl. 400, 429 w/o-A/C)		1	
70/	A, B, S, X(8 cyl.)	Nut-5/8" -18 (bracket to pump)	1	378720-S (MM-123-B)
68	B, F, X(8 cyl. 390)	Screw (bracket to stop)-5/16"-18 x 5/8"	2	378459-S(UU52K)
	3511 FLANGE - STEERING COLUMN TUBE			
	- A -			
65/66	A(column shift-M/T exc. P/C & Taxi)		1	C5AZ 3511-A
	A(all floor shift)		1	
	A(column shift-A/T)		1	C5AZ 3511-B
67	A(column shift-M/T & all floor shift)		1	C7AZ 3511-A
	A(column shift-A/T)		1	C7AZ 3511-C
68	A(fixed wheel-column shift A/T)	#C8AA 3508-AW, C9OW 3508-AW	1	•C9OZ 3511-A
		#D0DA 3508-AW	1	▲D0DZ 3511-A
	A(fixed wheel-all exc. column shift A/T)	#C8AA 3511-DW	1	•C8AZ 3511-B
		#D0DA 3511-BW	1	▲D0DZ 3511-B
	A(tilt wheel)	#C8MA 3511-A	1	C8MY 3511-A
69	A(fixed wheel)	#C9AA 3511-CW	1	•C9AZ 3511-B
		#D0DA 3511-BW	1	▲D0DZ 3511-B
	A(tilt wheel)	#C8MA 3511-A	1	C8MY 3511-A
70/71	A(fixed wheel)	#D0AA 3511-GW	1	D0AZ 3511-C
	A(tilt wheel)	#D0AA 3511-DW, -FW, -HW	1	D1AZ 3511-A
72	A(tilt wheel)	#D1AA 3511-AW	1	D1AZ 3511-A
	A(fixed wheel)	#D0AA 3511-GW	1	D0AZ 3511-C

• Use for original production replacement (.060" tube (3514) wall thickness) # Identification marking

▲ Use only when 3514 tube assembly has been previously replaced (.072" tube (3514) wall thickness)

HALPERT_AUCTIONS

YEAR	MODEL	DESCRIPTION	QTY.	PART NUMBER
	3511 FLANGE - STEERING COLUMN TUBE - continued			
	- B -			
65	B(A/T)		1	C5OZ 3511-B
	B(M/T)		1	C5OZ 3511-A
66	B(M/T)		1	C5AZ 3511-A
	B(A/T)		1	C5AZ 3511-B
67	B(column shift-M/T)	#C7OA 3511-AW	1	C7OZ 3511-A
	B(floor shift)		1	
	B(column shift-A/T with P/S)	#C7OA 3511-DW,-EW (not replaced)	1	★
	B(column shift-A/T with M/S)	#C7OA 3511-CW-not replaced (12/74)	1	★C7OZ 3511-C
68	B(column shift-A/T)	#C8AA 3508-AW,#C9OA 3508-AW	1	●C9OZ 3511-A
	B(column shift-A/T)	#D0DA 3508-AW	1	▲D0DZ 3511-A
	B(all except column shift-A/T)	#C8AA 3511-DW	1	●C8AZ 3511-B
	B(all except column shift-A/T)	#D0DA 3511-BW	1	▲D0DZ 3511-B
69	B(column shift-A/T)	#C9OA 3508-AW	1	●C9OZ 3511-A
		#D0DA 3508-AW	1	▲D0DZ 3511-A
	B(all except column shift-A/T)	#C9AA 3511-CW	1	●C9AZ 3511-B
		#D0DA 3511-BW	1	▲D0DZ 3511-B
70/71	B(all except column shift-A/T)	#D0AA 3511-GW	1	D0AZ 3511-C
	B(column shift-A/T)	#D0OA 3508-AW,-BW,-CW	1	D3OZ 3511-A
72	B(column shift-M/T)		1	D2AZ 3511-A
	B(column shift A/T)		1	D3OZ 3511-A
	B(floor shift)		1	D0AZ 3511-C
	- F -			
65/66	F		1	C5DZ 3511-A
67	F(tilt wheel)		1	C7SZ 3511-A
	F(fixed wheel)		1	C7OZ 3511-A
68	F(fixed wheel)	#C8AA 3511-DW	1	●C8AZ 3511-B
		#D0DA 3511-BW	1	▲D0DZ 3511-B
	F(tilt wheel)	#C8MA 3511-A	1	C8MY 3511-A
69	F(fixed wheel)	#C9AA 3511-CW	1	●C9AZ 3511-B
		#D0DA 3511-BW	1	▲D0DZ 3511-B
	F(tilt wheel)	#C8MA 3511-A	1	C8MY 3511-A
70	F(except GT350/500)-fixed wheel	#D0AA 3511-GW	1	D0AZ 3511-C
	F(GT350/500)-fixed wheel	#C9AA 3511-CW	1	●C9AZ 3511-B
		#D0DA 3511-BW	1	▲D0DZ 3511-B
	F(except GT350/500)-tilt wheel	#D0AA 3511-DW,-EW,-HW	1	D0AZ 3511-D
	F(GT350/500)-tilt wheel	#C8MA 3511-A	1	C8MY 3511-A
71	F(fixed wheel)	#D0AA 3511-GW	1	D0AZ 3511-C
	F(tilt wheel)	#D0AA 3511-DW,-EW,-HW	1	D1AZ 3511-A
72	F(tilt wheel)	#D1AA 3511-AWA	1	D1AZ 3511-A
	F(fixed wheel)	#D0AA 3511-GW	1	D0AZ 3511-C
	- L -			
71/	L		1	D0AZ 3511-C
	- P -			
70	P(non-locking column-A/T)	#C9OA 3508-AW	1	●C9OZ 3511-A
		#D0DA 3508-AW	1	▲D0DZ 3511-A
	P(non-locking column-M/T)	#C9AA 3511-CW	1	●C9AZ 3511-B
		#D0DA 3511-BW	1	▲D0DZ 3511-B
70/	P(locking column-column shift-A/T)-"Before 3/18/70"	#D0OA 3508-AW,-BW	1	D0OZ 3511-A
	P(locking column-column shift-A/T)-"From 3/18/70"	#D0OA 3508-CW,D3OW 3511-AWC	1	D3OZ 3511-A
	P(locking column-all exc.column shift-A/T)	#D0AA 3511-GW	1	D0AZ 3511-C

● Use for original production replacement (.060" tube (3514) wall thickness) # Identification marking

▲ Use only when 3514 tube assembly has been previously replaced (.072" tube (3514) wall thickness)

COPYRIGHT © 1975 — FORD MOTOR COMPANY — DEARBORN, MICHIGAN

FINAL ISSUE

HALPERT_AUCTIONS

YEAR	MODEL		DESCRIPTION	QTY.	PART NUMBER
	3511 FLANGE - STEERING COLUMN TUBE - continued				
	- S -				
65	S		Not replaced (12/74)	1	★C5SZ 3511-A
66	S(exc. deluxe steering column & wheel)			1	C5SZ 3511-A
	S(Deluxe steering column & wheel)		Not replaced	1	★C6SZ 3511-A
67	S			1	C7SZ 3511-A
68/69	S(fixed wheel)		#C8AA 3508-AW,#C9OA 3508-AW	1	●C9OZ 3511-A
	S(fixed wheel)		#D0DA 3508-AW	1	▲D0DZ 3511-A
	S(tilt wheel)		#C8MA 3511-A	1	C8MY 3511-A
70	S(fixed wheel)	"Before 3/18/70"	#D0OA 3511-B	1	D0OZ 3511-A
70/71	S(fixed wheel)	"From 3/18/70"	#D0OZ 3508-CW	1	D3OZ 3511-A
	S(tilt wheel)		#D0AA 3511-DW,-EW,-HW	1	D1AZ 3511-A
72	S(fixed wheel)			1	D0AZ 3511-C
	S(tilt wheel)			1	D1AZ 3511-A
	-U -				
66/	U			1	C5DZ 3511-A
	- X -				
65	X(M/T)			1	C5DZ 3511-A
	X(A/T)			1	C5DZ 3511-B
66	X(M/T)			1	C5AZ 3511-A
	X(A/T)			1	C5AZ 3511-B
67	X(column shift-M/T & floor shift)		#C7OA 3511-AW	1	C7OZ 3511-A
	X(column shift-A/T with P/S)		#C7OA 3511-DW,-EW (not replaced)	1	★
	X(column shift-A/T with M/S)		#C7OA 3511-CW	1	C7OZ 3511-C
68/70	X(A/T)		#C8AA 3508-AW,C9OA 3508-AW	1	●C9OZ 3511-A
	X(A/T)		#D0DA 3508-AW	1	▲D0DZ 3511-A
68	X(M/T)		#C8AA 3511-DW	1	●C8AZ 3511-B
69/70	X(M/T)		#C9AA 3511-CW	1	●C9AZ 3511-B
68/70	X(M/T)		#D0DA 3511-BW	1	▲D0DZ 3511-B
65/	S		Washer-spring (flange to trans. control lever socket)-1"	1	370948-S(XX365)
68	A,B,F,S,X		Locknut (to tube)-1/4"-28	2	34391-S7-8(M97)
	3C511 SUPPORT - POWER STEERING PUMP - Also refer to Group 3A732				
	- A -				
65	A(8 cyl.289)		With Eaton pump & A/C-not replaced	1	★C5AZ 3C511-C
			With Eaton pump & w/o A/C	1	C5OZ 3C511-C
65/66	A(6 cyl.240)			1	C5AZ 3C511-B
67/69	A(8 cyl.289,302,351)		Front-support	1	C7AZ 3C511-A
67/71	A(8 cyl.390,428)		Front-support	1	C7SZ 3C511-A
67	A(8 cyl.)		Rear-support	1	C7AZ 3C511-B
68	A(8 cyl.)		Rear-support	1	C8AZ 3C511-A
69	A(8 cyl. exc.429)	"Before 12/5/68"	Rear-support-3/8" dia. pivot hole	1	C9AZ 3C511-B
		"From 12/5/68"	Rear-support-7/16" dia. pivot hole	1	C9AZ 3C511-E
	A(8 cyl.429)	"Before 12/5/68"	Rear-support-3/8" dia. pivot hole	1	C9AZ 3C511-A
		"From 12/5/68"	Rear-support-7/16" dia. pivot hole	1	C9AZ 3C511-C
69	A(8 cyl.429)		Front-support-7/16" dia. pivot hole(replaces 3/8" dia.)	1	C9AZ 3C511-D
70	A(8 cyl.351)		Front-support	1	D0AZ 3C511-A
70/	A(8 cyl.302)		Front-support-#D1AA 3C511-CA	1	D0AZ 3C511-E
70/	A(8 cyl.429)		Top-support for 3A732	1	D0AZ 3C511-F
70/71	A(8 cyl. 390,428)		Rear-support	1	D0AZ 3C511-D
71/	A(8 cyl.351,400)		Top-support for 3A732-#D1AA 3C511-AA	1	D1AZ 3C511-A
	- B -				
65	B(6 cyl.)		With Eaton pump-front support -not replaced	1	★C5OZ 3C511-B
	B(8 cyl.289)		With Eaton pump-front support	1	C5OZ 3C511-C
65/67	B(6 cyl.)		With Ford pump-support mounted on engine side	1	C5OZ 3C511-A
65/66	B(8 cyl.)		With Ford pump-part of 3A732 bracket		3C511
67	B(8 cyl.)		Rear-support	1	C7AZ 3C511-B
67/69	B(8 cyl.289,302,351)		Front-support	1	C7AZ 3C511-A
	B(8 cyl.390,427,428)		Front-support	1	C7SZ 3C511-A

● Use for original production replacement (.060" tube (3514) wall thickness) # Identification marking

▲ Use only when 3514 tube assembly has been previously replaced (.072" tube (3514) wall thickness)

HALPERT_AUCTIONS

YEAR	MODEL		DESCRIPTION	QTY.	PART NUMBER
	3C511 SUPPORT - POWER STEERING PUMP - continued - Also refer to Group 3A732				
	- B -				
68	B(6 cyl.200)		Front-support	1	C8OZ 3C511-A
			Rear upper-support for 3A732 bracket	1	C8OZ 3C511-B
			Rear-support & hose indexing bracket	1	C8OZ 3C511-D
68	B(8 cyl.289,302)		Rear-support	1	C8OZ 3C511-C
68/69	B(8 cyl.390,427,428)		Rear-support	1	C8OZ 3C511-B
69	B(8 cyl.302,351)		Rear-support	1	C9OZ 3C511-A
70/	B(8 cyl.429)		Top-support for 3A732 bracket	1	D0AZ 3C511-F
70/71	B(8 cyl.351)	"Before 11/23/70"	Front-support-#D1OA 3C511-AA	1	D0ZZ 3C511-A
71	B(8 cyl.351)	"From 11/23/70"	Front-support-#D1ZA 3C511-AB	1	D1ZZ 3C511-A
70/71	B(8 cyl.302)	"Before 11/23/70"	Front-support-#D1AA 3C511-CA	1	D0AZ 3C511-E
71	B(8 cyl.302)	"From 11/23/70"	Front-support-#D1ZA 3C511-AB	1	D1ZZ 3C511-A
72	B(8 cyl.302 w/o/A/C)			1	
72	B(8 cyl.302 w/A/C)		Front support-#D1AA 3C511-AA	1	D1AZ 3C511-A
	B(8 cyl.351C)		Front-support-#D1OA 3C511-AA	1	D0ZZ 3C511-A
	B(8 cyl.351W,400)		Top-support	1	D1AZ 3C511-A
	- F -				
65	F(6 cyl. 170)		With Eaton pump-front support for #HBA-BD	1	★C4DZ 3C511-A
	F(6 cyl. 200)		With Eaton pump-front support for #HBA-BD	1	★C5OZ 3C511-B
	F(8 cyl.)		Front-support	1	C5OZ 3C511-C
65/67	F(6 cyl. 200)		With Ford pump-support mounted on engine side for #HBA,HBA-BD,BF pump	1	C5OZ 3C511-A
67	F(8 cyl.)		Rear-support	1	C7AZ 3C511-B
67/69	F(8 cyl.289,302,351)		Front-support	1	C7AZ 3C511-A
67/70	F(8 cyl.390,428)			1	C7SZ 3C511-A
68	F(8 cyl.289,302)		Rear-upper support for 3A732 bracket	1	C8OZ 3C511-A
68/69	F(6 cyl.)		Rear-upper support to 3A732 bracket	1	C8OZ 3C511-D
68/70	F(6 cyl.)		Front-support	1	C8OZ 3C511-A
	F(6 cyl.)		Rear-pressure hose index & support bracket	1	C8OZ 3C511-B
	F(8 cyl.390,427,428)		Rear-support & hose index bracket	1	C8OZ 3C511-B
69	F(8 cyl.302,351)		Rear-support & hose index bracket	1	C9OZ 3C511-A
69/70	F(8 cyl. Boss 429)		Front-support	1	C9ZZ 3C511-A
70	F(6 cyl.)		Rear-upper support for 3A732 bracket	1	D0ZZ 3C511-B
	F(8 cyl.302 exc. Boss)			1	D0AZ 3C511-E
	F(8 cyl.351W)		Front-support	1	D0AZ 3C511-A
70/71	F(8 cyl. Boss 302)		#D1OA 3C511-AA	1	D0ZZ 3C511-A
	F(8 cyl.351C)		Front-support	1	D0ZZ 3C511-A
71	F(8 cyl.429)		Top-support	1	D0AZ 3C511-F
71	F(8 cyl.302 exc. Boss)		#D1ZA 3C511-AB	1	D1ZZ 3C511-A
72	F(8 cyl.302)			1	
72	F(8 cyl.351)		Top-support-#D1OA 3C511-AA	1	D0ZZ 3C511-A
	- P -				
70/	P(6 cyl.170,200)		Front-support	1	C8OZ 3C511-A
			Rear-support & hose index bracket	1	D0ZZ 3C511-B
			Rear-upper support	1	D0DZ 3C511-B
71/	P(8 cyl.302)		Front-support-#D1ZA 3C511-AA,AB	1	D1ZZ 3C511-A
	- S -				
65/66	S			1	C5SZ 3C511-B
67/68	S(8 cyl.390)		Front	1	C7SZ 3C511-A
67	S(8 cyl.)		Rear	1	C7AZ 3C511-B
68	S(8 cyl.390)		Rear-not replaced	1	★C8SZ 3C511-C
	S(8 cyl.429)		Rear-not replaced	1	★C8SZ 3C511-B
68/69	S(8 cyl.429)		Front-7/16" dia. pivot stud hole (replaces 3/8" dia.)	1	C9AZ 3C511-D
69	S(8 cyl.429)	"Before 12/5/68"	Rear-3/8" dia. pivot stud hole	1	C9AZ 3C511-A
		"From 12/5/68"	Rear-7/16" dia. pivot stud hole	1	C9AZ 3C511-C
70/71	S(8 cyl.429)		#D0AA 3C511-F	1	D0AZ 3C511-F
72	S (8 cyl. 429 w/o A/C)			1	
72	S(8 cyl. 429 w/ A/C)		Refer to Group 3A732		3C511
	S(8 cyl.400)		#D1AA 3C511-AA	1	D1AZ 3C511-A

Identification marking

COPYRIGHT © 1975 — FORD MOTOR COMPANY — DEARBORN, MICHIGAN

HALPERT_AUCTIONS

YEAR	MODEL	DESCRIPTION	QTY.	PART NUMBER
	3C511 SUPPORT - POWER STEERING PUMP - continued - Also Refer to Group 3A732			
	- U -			
72	U(8 cyl. 302)		1	D2TZ 3C511-A
		- X -		
65	X(6 cyl.)	With Eaton pump-front support-not replaced	1	★C5OZ 3C511-B
	X(8 cyl.289)	Front-support	1	C5OZ 3C511-C
65/67	X(6 cyl.)	With Ford pump-support mounted on engine side	1	C5OZ 3C511-A
67	X(8 cyl.)	Rear	1	C7AZ 3C511-B
67/69	X(8 cyl.)	Front-support	1	C7AZ 3C511-A
68	X(8 cyl.)	Rear	1	C8OZ 3C511-C
68/70	X(6 cyl.200)	Front-support	1	C8OZ 3C511-A
	X(6 cyl.200)	Rear-upper support for 3A732 bracket	1	C8OZ 3C511-D
	X(6 cyl.200)	Rear-support & pressure hose index	1	C8OZ 3C511-B
69	X(8 cyl.)	Rear	1	C9OZ 3C511-A
70	X(8 cyl.)	Front-#D1AA 3C511-CA	1	D0AZ 3C511-E
65/	A(8 cyl.)	Bolt (support to water pump)-5/8"-18 x 1 1/8"	1	370851-S8(BB268)
65/	B(8 cyl.)	Bolt (support to cylinder head)-3/8"-16 x 1 1/4"	1	359266-S8(BB157)
		Washer-flat-3/8"	2	351385-S7(XX158)
		Lockwasher-3/8"	1	34807-S8(X66)
67/	A,B,F,S,X	Stud(to cyl. head)-3/8"-16 & 3/8"-16 x 7 3/8"	1	377060-S2(WW13W)
67	A(P/C)-8 cyl. 428	Bolt (to cyl. head)-3/8"-16 x 6 3/4"	1	381808-S2(BB171G)
68	S		1	
67/	A,B,F,S,X	Nut (to pump)-5/8"-18	1	378720-S2(MM123B)
68	B,F,X	Bolt (to engine)-5/16"-18 x 3/4"	2	20346-S(B50)
68/	A,S	Screw (to water pump)-3/8"-16 x 3/4"	1	370608-S(BB579)
68/	A,B,F,S,X	Bolt-3/8"-16 x 7/8"	2or3	371041-S(BB575B)
68	A,B,F,S,X	Nut-3/8"-16	1	382535-S (MM173MX)
68	S	Stud (to water pump)-3/8"-16 x 2"	1	377278-S(WW6E)
68	B,F,X(6 cyl.)	Stud(to engine block)-5/16"-18 x 1 5/8"	3	382392-S(WW4E)
68	B,F,X(6 cyl.),S	Washer(to cylinder head)-3/8"-flat	1	351415-S(XX128)
69	A,S(8 cyl. 429)	Stud (support to engine)-7/16"-14-14 x 7.62"	1	383216-S2(WW50K)
69/	A(429)	Stud (support to engine)-7/16"-14 x 2 5/8"	1	383723-S2 (WW6FD)
		Nut 7/16"-14	1	34988-S(M89D)
70/	A,S(8 cyl. 429)	Nut (support to 3A732 bracket)-3/8"-16	4	373403-S (MM173J)
70/	A(8 cyl. 302, 351)	Bolt (adj. support to bracket & engine)-7/16"-14 x 6 3/8"	1	383722-S (BB518K)
		Screw (adj. support to bracket)-7/16"-14 x 3/4"	1	382092-S (BB563BE)
70/	F,X	Screw (support to engine)-5/16"-18 x 1.00" hex. washer head locking	AR	384072-S2 (BB575C)
72	U(8 cyl. 302)	Stud(support & brkt. to eng.)-3/8"-16 x 7 3/8"	1	★385018-S2
		Nut-3/8"-16	1	34987-S4(M89CF)
		Bolt (suppt. to water pump hsg.)-5/16"-18 x 1 3/4"	1	★304794-S2
		Bolt (suppt. to water pump hsg.)-5/16"-18 x 4"	1	45562-S8(B69)
		Lockwasher-5/16"	2	34806-S(X65)
	3512 GROMMET - STEERING COLUMN TO DASH			
65	A		1	C4AZ 3512-A
65/67	X		1	B5S 3512-A
65/67	F		1	
	3A512-3 PLUG - POWER STEERING CONTROL VALVE REACTION SPRING			
65/71	B	Spindle end	1	B9M 3A512-A
65/70	F,X		1	
70/	P		1	
		Cap end	1	B9M 3A513-A

Identification marking

HALPERT_AUCTIONS

YEAR	MODEL	DESCRIPTION	QTY.	PART NUMBER
	3513 SEAL - STEERING COLUMN OPENING WEATHER			
69/71	A	Refer to Body Group 01738		
68/69	B, X "Before 3/3/69"	Refer to Body Group 01738 for units from 3/3/69	1	C9OZ 3513-A
70/71	B		1	D0OZ 3513-A
69	F		1	C9ZZ 3513-A
71/	F(M/T)		1	D1ZZ 3513-A
70/	P	Refer to Body Group 01738	1	
68/69	S	Assembly includes 01738 seal-not replaced	1	★C8SZ 3513-B
70/71	S		1	D0SZ 3513-A
66/	U		1	C6TZ 3513-A
65/68	A	Bolt & retainer (to floor pan)-5/16"-18 x 7/8"	AR	379881-S2(BB643D)
65/71	B	Screw (attaching)-No. 14-10 x 1"-tapping	5	42154-S7-8(U256)
67	F(except 8 cyl. 390)		4	
	3514 TUBE ASSY. - STEERING COLUMN - PRIME			
	- A -			
65/66	A(fixed wheel, column shift-M/T exc. P/C & Taxi)		1	C5AZ 3514-C
	A(all other types)	Not replaced	1	★
68	A(fixed wheel, column shift-A/T)	.060" thick tube wall	1	●C8AZ 3514-B
		.072" thick tube wall	1	▲C8AZ 3514-D
	A(fixed wheel, column shift-M/T)	.072" thick tube wall	1	▲C8AZ 3514-E
	A(fixed wheel, floor shift)	.060" thick tube wall	1	C8AZ 3514-A
	A(tilt wheel, column shift)		1	C8MY 3514-A
	A(tilt wheel, floor shift)		1	C8MY 3514-B
69	A(fixed wheel-column shift-A/T)	.072" thick tube wall	1	▲C9AZ 3514-G
	A(column shift-M/T)	.072" thick tube wall	1	▲C9AZ 3514-F
	A(fixed wheel-floor shift)	.070" thick tube wall	1	▲C9AZ 3514-H
	A(tilt wheel-column shift-A/T)		1	C9AZ 3514-D
	A(tilt wheel-floor shift)		1	C9AZ 3514-E
70/72	A(fixed wheel-all exc. column shift-M/T) "Before 8/16/71"	28 3/16" long	1	D0AZ 3514-A
	A(column shift-M/T) "Before 8/16/71"	28 5/16" long	1	D0AZ 3514-B
	A(tilt wheel) "Before 8/16/71"	25 5/8" long	1	D0AZ 3514-C
72	A(fixed wheel-all exc. column shift-M/T)- "From 8/16/71"		1	D1AZ 3514-A
	A(fixed wheel-column shift-M/T) "From 8/16/71"		1	D1AZ 3514-B
	A(tilt wheel) "From 8/16/71"		1	D1AZ 3514-C
	- B -			
66	B(column shift-M/T)	30 7/16" long	1	C6OZ 3514-A
	B(all other types)	Not replaced	1	★
67	B(column shift-M/T)	30" long	1	C7OZ 3514-A
	B(all other types)	Not replaced	1	★
68	B(column shift-A/T)	.060" thick tube wall-26 1/2" long	1	●C8AZ 3514-B
		.072" thick tube wall-26 1/2" long	1	▲C8AZ 3514-D
	B(column shift-M/T)	.072" thick tube wall-26 5/8" long	1	▲C8AZ 3514-E
	B(floor shift)	.060" thick tube wall-26 5/8" long	1	C8AZ 3514-A
69	B(column shift-A/T)	.060" thick tube wall-26 5/8" long	1	●C9OZ 3514-A
		.072" thick tube wall-26 5/8" long	1	▲C9OZ 3514-D
	B(column shift-M/T)	.060" thick tube wall-26 1/2" long	1	●C9OZ 3514-C
		.072" thick tube wall-26 1/2" long	1	▲C9OZ 3514-E
	B(floor shift)	.060" thick tube wall-26 5/8" long	1	C9OZ 3514-B
70/71	B(all exc. column shift-M/T)	27" long	1	D0OZ 3514-A
	B(column shift-M/T)	27 1/4" long	1	D0OZ 3514-B
72	B (column shift-A/T)	Includes collar-16 15/16" long	1	D2OZ 3514-B
	B(column shift-M/T)	Includes collar-16 15/16" long	1	D2OZ 3514-A
	B(floor shift)		1	D2OZ 3514-C

● For original production replacement

▲ Used as service only tube assembly. Includes (1) 3511 flange, (2) 3641 bolts and (2) retaining nuts.

COPYRIGHT © 1975 — FORD MOTOR COMPANY — DEARBORN, MICHIGAN

FINAL ISSUE

HALPERT_AUCTIONS

YEAR	MODEL	DESCRIPTION	QTY.	PART NUMBER
	3514 TUBE ASSY. - STEERING COLUMN - PRIME - continued			
	- F -			
69	F(fixed wheel)	.072" thick tube wall-28 3/16" long	1	▲C9ZZ 3514-C
	F(tilt wheel)		1	C9ZZ 3514-B
70	F(GT350/500)-fixed wheel		1	▲C9ZZ 3514-C
	F(GT350/500)-tilt wheel		1	C9ZZ 3514-B
	F(exc. GT350/500)-fixed wheel-		1	D0ZZ 3514-C
	F(exc. GT350/500)-tilt wheel - "Before 3/2/70"	25 1/4" long	1	D0ZZ 3514-B
	F(exc. GT350/500)-tilt wheel- "From 3/2/70"		1	D0ZZ 3514-D
71	F(fixed wheel) "Before 6/25/71"		1	D1ZZ 3514-A
	F(tilt wheel) "Before 6/25/71"		1	D1ZZ 3514-B
71/72	F(fixed wheel) "From 6/25/71 to 8/16/71"		1	D1ZZ 3514-C
	F(tilt wheel) "From 6/25/71 to 8/16/71"		1	D1ZZ 3514-D
72	F(fixed wheel) "From 8/16/71"		1	D1ZZ 3514-E
	F(tilt wheel) "From 8/16/71"		1	D1ZZ 3514-F
	- L -			
71	L		1	D1FZ 3514-A
72	L		1	D2FZ 3514-A
	- P -			
70	P(with A/T-non locking wheel)	.060" thick tube wall	1	●D0DZ 3514-A
		.072" thick tube wall	1	▲D0DZ 3514-E
	P(with M/T-non locking wheel)	.060" thick tube wall-r/b D0DZ 3514-F	1	★●D0DZ 3514-B
		.072" thick tube wall	1	▲D0DZ 3514-F
70/72	P(M/T column shift-locking wheel)- "Before 8/16/71"	24 15/16" long	1	D0DZ 3514-D
	P(A/T all, M/T floor shift-locking wheel)- "Before 8/16/71"	25 3/16" long	1	D0DZ 3514-C
72	P(A/T all, M/T floor shift) "From 8/16/71"		1	D1DZ 3514-A
	P(M/T column shift) "From 8/16/71"		1	D1DZ 3514-B
	- S -			
68	S(fixed wheel)	.060" thick tube wall-27 13/16" long	1	C8SZ 3514-B
	S(tilt wheel)	24 5/16" long	1	C8SZ 3514-A
69	S(fixed wheel)	.060" thick tube wall-27 13/16" long	1	C9SZ 3514-A
	S(tilt wheel)	24 5/16" long	1	C9SZ 3514-B
70/71	S(fixed wheel)	27 15/16" long	1	D0SZ 3514-A
	S(tilt wheel)	25 1/4" long	1	D0SZ 3514-B
72	S(fixed wheel)	Includes collar-16 15/16" long	1	D2OZ 3514-B
	S(tilt wheel)	Includes collar-14 1/2" long	1	D2SZ 3514-A
	-U -			
66/	U(M/S)		1	C6TZ 3514-B
72	U(P/S) "From Ser.P40,001"		1	D3TZ 3514-B
	- X -			
66	X(column shift-M/T)	30 7/16" long	1	C6OZ 3514-A
	X(column shift-A/T with M/S)	30" long	1	C6OZ 3514-C
	X(column shift-A/T with P/S)	26 15/16" long	1	C6OZ 3514-D
	X(floor shift with M/S)	30 7/16" long	1	C6OZ 3514-E
67	X(column shift-M/T)	30" long	1	C7OZ 3514-A
	X(all other types)	Not replaced	1	★
68	X(column shift-A/T)	.060" thick tube wall-26 1/2" long	1	●C8AZ 3514-B
		.072" thick tube wall-26 1/2" long	1	▲C8AZ 3514-D
	X(column shift-M/T)	.072" thick tube wall-26 5/8" long	1	▲C8AZ 3514-E
	X(floor shift)	.060" thick tube wall-26 5/8" long	1	C8AZ 3514-A
69	X(column shift-A/T)	.060" thick tube wall-26 5/8" long	1	★●C9OZ 3514-A
		.072" thick tube wall-26 5/8" long	1	▲C9OZ 3514-D
	X(column shift-M/T)	.060" thick tube wall-26 1/8" long	1	●C9OZ 3514-C
		.072" thick tube wall-26 1/8" long	1	▲C9OZ 3514-E
	X(floor shift)	.060" thick tube wall-26 1/8" long	1	C9OZ 3514-B

● For original production replacement
▲ Used as service only tube assembly. Includes (1) 3511 flange, (2) 3641 bolts and (2) retaining nuts.

HALPERT_AUCTIONS

YEAR	MODEL	DESCRIPTION	QTY.	PART NUMBER
	3514 TUBE ASSY. - STEERING COLUMN - PRIME - continued			
	- X -			
70	X(with A/T-non locking column)	.060" thick tube wall-24 15/16" long	1	•D0DZ 3514-A
		.072" thick tube wall-24 15/16" long	1	▲D0DZ 3514-E
	X(with M/T-non locking column)	.060" thick tube wall-25 1/8" long	1	•D0DZ 3514-B
		.072" thick tube wall-25 1/8" long	1	▲D0DZ 3514-F
65/	A	Bolt (tube to moveable column track & bracket)-5/16"-18 x 1" shoulder	2	377944-S2 (BB445N)
65/	B	Nut-square (to support)-5/16"-18	2	34130-S8(M149)
65/	A (fixed column)	Stud (to dash panel)-5/16"-18 & 5/16"-18 x 2 1/4"	2	380150-S2(WW14C)
65/66	S (moveable column)	Bumper (tube)-Rubber	2	373628-S(CC-28)
	3E514-15 ROD - STEERING COLUMN RELEASE			
67	F(tilt column)	No. 8-32 x 10 15/16"	1	C7ZZ 3E514-A
67	S	No. 8-32" x 11 53/64"	1	C7SZ 3E515-A
	3F515 BEARING - STEERING GEAR RACK ADJUSTMENT			
71/	L	Use with gears identified #SMC-A	1	D1FZ 3F515-A
	3517 BEARING ASSY. - STEERING COLUMN TUBE			
65/66	A(moveable column)	1 3/16" O.D.-3/4" I.D.-1/4" thick		C7SZ 3517-D
67/	A(tilt wheel)	Upper-1 3/16" O.D.-3/4" I.D.-1/4" thick	1	C7SZ 3517-D
		Lower-1 1/2" O.D.-1 1/16" I.D.-1/4" thick	1	C7SZ 3517-C
65/	A(fixed wheel)	1 3/16" O.D.-3/4" I.D.-1/4" thick	1	C7SZ 3517-D
65/67	B(M/S)	1 5/16" O.D.	1	C4OZ 3517-A
	B(P/S)	1 3/16" O.D.	1	C7SZ 3517-D
68/71	B		1	
72	B	Upper-1 3/16" O.D.-3/4" I.D.-1/4" thick	1	C7SZ 3517-D
		Lower-1 1/2" O.D.-1" I.D.-1/2" thick	1	D1FZ 3517-A
65/66	F	1 7/16" O.D.-3/8" thick	1	C3DZ 3517-A
67	F(fixed wheel)	1 5/16" O.D.	1	C4OZ 3517-A
68/71	F(fixed wheel)	1 3/16" O.D.	1	D0AZ 3517-A
72	F(fixed wheel)	1 3/16" O.D.	1	C7SZ 3517-D
67/	F(tilt wheel)	Upper-1 3/16" O.D.-3/4" I.D.-1/4" thick	1	C7SZ 3517-D
		Lower-1 1/2" O.D.-1 1/16" I.D.-1/4" thick	1	C7SZ 3517-C
71/	L	Upper	1	C7SZ 3517-D
		Lower	1	D1FZ 3517-A
70/72	P	1 3/16" O.D.	1	C7SZ 3517-D
65/71	S (fixed wheel)		1	C7SZ 3517-D
67/71	S(tilt wheel)	Upper	1	C7SZ 3517-D
		Lower	1	C7SZ 3517-C
72	S(fixed wheel)	Upper	1	C7SZ 3517-D
		Lower	1	D1FZ 3517-A
72	S(tilt wheel)	Flange bearing-upper	1	C7SZ 3517-D
		Flange bearing-lower	1	C7SZ 3517-C
		Steering shaft-lower	1	D1FZ 3517-A
66/	U(M/S)	Upper & lower	1	C3DZ 3517-A
72	U(P/S) "From Ser.P40,001"	Upper-1 7/16" O.D. x 3/8" thick	1	C3DZ 3517-A
		Lower-1 3/16" O.D. x 3/4" I.D. x 1/4" thick	1	C7SZ 3517-D
65	X	1 7/16" O.D.-3/4" thick	1	C3DZ 3517-A
66/67	X	1 5/16" O.D.	1	C4OZ 3517-A
68/70	X	1 3/16" O.D.	1	D0AZ 3517-A
65/	A,B,F,L,P,S,U,X	Ring-11/16" I.D.-13/16" O.D.-3/64" thick-upper	AR	97663-S(Q4A)
		Ring-11/16" I.D.-3/4" O.D.-1/64" thick-upper	AR	372876-S(QQ38A)
		Ring-21/32" I.D.-7/8" O.D.-3/64" thick-lower	AR	372875-S(QQ88)

• For original production replacement # Identification marking

▲ Used as service only tube assembly. Includes (1) 3511 flange, (2) 3641 bolts and (2) retaining nuts.

COPYRIGHT © 1975 — FORD MOTOR COMPANY — DEARBORN, MICHIGAN

FINAL ISSUE

HALPERT_AUCTIONS

YEAR	MODEL		DESCRIPTION			QTY.	PART NUMBER
	3D517	**SHAFT and CONTROL ASSY. - POWER STEERING GEAR INPUT**					
65/68	A		Kit			1	C8AZ 3D517-C
	Consists of						
	1-D2OZ 3D517-A	Shaft & control	1-C7AR 3756-A	Seal	1-384223-S	Seal	
	1-C9AZ 3575-A	Sector shaft	1-87008-S94	"O" ring	1-385084-S	Seal	
	1-D1AZ 3580-A	Cover	1-374454-S94	"O" ring			
69	A		Shaft & control - #SPA-A,A1			1	C9AZ 3D517-A
69	A		Shaft & control - #SPA-A2			1	D1TZ 3D517-A
69/70	A	"Before 5/1/70"	Shaft & control - #SPA-A3			1	C9SZ 3D517-B
70	A	"From 5/1/70"	Shaft & control - #SPA-A3			1	C5AZ 3D517-B
70/	A		#SPA-E3,E4,AA-replaced by D5AZ 3D517-A (rotary valve type) and (1) D5AZ 3A525-D insulator for fixed wheel or (1) D5AZ 3A525-E for tilt wheel			1	★D3SZ 3D517-A
72	B		#SPA-E4,Y,AA-replaced by D5AZ 3D517-A			1	★D3SZ 3D517-A
65/66	S		Kit			1	C8VY 3D517-B
	Consists of						
	1-C9VY 3D517-B	Input shaft	1-C7AR 3756-A	Seal	1-384223-S	Seal	
	1-C9VY 3575-A	Sector shaft	1-87008-S94	"O" ring	1-385084-S	Seal	
	1-C5AZ 3580-D	Cover	1-374454-S94	"O" ring			
67/68	S		#SPA-E,E1- kit			1	C8SZ 3D517-C
	Consists of						
	1-D1AZ 3D517-A	Shaft control	1-C7AR 3756-A	Seal	1-384223-S	Seal	
	1-C9AZ 3575-A	Sector shaft	1-87008-S94	"O" ring	1-385084-S	Seal	
	1-D1AZ 3580-A	Cover	1-374454-S94	"O" ring			
69/71	S		#SPA-E2,E3,E4-replaced by D5AZ 3D517-A (rotary valve type) and (1) D5AZ 3A525-E insulator			1	★D3SZ 3D517-A
72	S		Replaced by D5AZ 3D517-A only			1	★D3SZ 3D517-A
65/	A,S		Bolt(to housing)-3/8"-16 x 1 1/8"			4	42999-S(B253)
68/	A,S		Screw 10-32 x .18" set			1	382095-S(UU33X)
65/	S		Ring-retaining-3 1/4" I.D.			1	380306-S(QQ30)
	3E517	**ROD - STEERING COLUMN POSITION SPRING**					
67/70	A,F,S (tilt column)		3 1/32" long			1	C7SZ 3E517-A
	3518	**SLEEVE - STEERING COLUMN TUBE BEARING**					
65	A	"Before 6/1/65"	1 5/16" O.D.-1 3/16" I.D.-3/8" thick-8 ribs on O.D.			1	D1AZ 3518-A
65/66	A	"From 6/1/65 to 11/1/65"	1 3/8" O.D.-1 1/16" I.D.-1/4" thick-8 ribs on O.D.			1	C5SZ 3518-A
66/67	A	"From 11/1/65"	1 3/16" O.D.-1 1/16" I.D.-3/8" thick			1	C4VY 3518-A
68/	A					1	D1AZ 3518-A
65/67	B(M/S)		1" O.D.-3/4" I.D.-1/2" thick-16 ribs on O.D.			1	B1AZ 3518-A
	B(P/S)		1 5/16" O.D.-1 3/16" I.D.-3/8" thick			1	D1AZ 3518-A
68/71	B					1	
72	B		Upper-1 5/16" O.D.-1 3/16" I.D.-3/8" thick			1	D1AZ 3518-A
			Lower-1 9/16" O.D.-1 1/2" I.D.-11/32" thick			1	D2OZ 3518-A
65/67	F,X		1" O.D.-3/4" I.D.-1/2" thick			1	B1AZ 3518-A
68/	F(fixed wheel),X		1 5/16" O.D.-1 3/16" I.D.-3/8" thick-8 ribs			1	D1AZ 3518-A
70/	L,P					1	
65/67	S(fixed wheel)		1 3/8" O.D.-1 1/16" I.D.-1/4" thick-8 ribs			1	C5SZ 3518-A
68/71	S(fixed wheel)					1	D1AZ 3518-A
72	S(fixed wheel)		Upper			1	D1AZ 3518-A
			Lower			1	D2OZ 3518-A
66/	U(M/S)		Upper & lower-3/4" I.D. x 1" O.D.			1	B1AZ 3518-A
72	U(P/S)		Upper-3/4" I.D. x 1" O.D.			1	B1AZ 3518-A
			Lower-1" I.D. x 15/32" thick			1	C6TZ 3518-A

Identification marking

HALPERT_AUCTIONS

YEAR	MODEL	DESCRIPTION	QTY.	PART NUMBER
	3E518 CAP - STEERING COLUMN POSITION LOCK SPRING			
67/	A, F, S (tilt wheel)	1/2" I. D. -to retain 3B768 spring	2	C7SZ 3E518-A
67	F, S(tilt wheel)	1/8" I. D. -3/8" long -to retain 3B664 spring	1	C7SZ 3E518-B
68/	A, F, S(tilt wheel)		1	
	3F518 GASKET & SHIM KIT - STEERING GEAR SECTOR SHAFT HOUSING COVER			
71	L "Before 5/24/71"	Use with gear tagged #SMC-A	1	D1FZ 3F518-A
	Consists of			
	1-D12R 3F518-AA Shim-.005 thick	1-D12R 3F518-CA Shim-.010 thick	1-D12R 3F518-EA	Shim-.020 thick
	1-D12R 3F518-BA Shim-.0075 thick	1-D12R 3F518-DA Shim-.015 thick	1-D12R 3F519-AA	Gasket
71/	L "From 5/24/71"	Use with gear tagged #SMC-A	1	D1FZ 3F518-B
	Consists of			
	1-D12R 3F518-AA Shim-.005 thick	1-D12R 3F518-DA Shim-.015 thick	1-D12R 3F519-AA	Gasket
	1-D12R 3F518-BA Shim-.0075 thick	1-D12R 3F518-EA Shim-.020 thick	1-D12R 3F519-FA	Shim-.0024 thick
	1-D12R 3F518-CA Shim-.010 thick			
	3A519 BUSHING - POWER STEERING CONTROL VALVE SPOOL			
65/71	B		2	C2OZ 3A519-B
6[illegible]/70	F, X		2	
70/	P		2	
	3E519 RETAINER - STEERING COLUMN POSITION SPRING			
67/69	A, F, S (tilt column) " Before 8/12/68"	13/16" I. D.	1	C7SZ 3E519-A
69	A, F, S (tilt column) " From 8/12/68"		1	C9AZ 3E519-A
	3520 SPRING - STEERING COLUMN UPPER BEARING			
65	A	Not replaced (12/74)	1	★C4AZ 3520-A
67/69	A, F, S (tilt column)		1	C7SZ 3520-A
65	B		1	C5OZ 3520-A
66	B, X(without P/S)		1	C6OZ 3520-A
67/68	F(6 cyl. & 8 cyl. 289) -fixed column		1	
67/68	B, F, X(fixed column)		1	C7OZ 3520-A
65	F, X		1	C3DZ 3520-A
66/	U		1	
	3E520 PAWL - STEERING COLUMN RELEASE			
67	F, S(tilt column)	No. 8-32" x 2 5/8"	1	C7SZ 3E520-A
68	F(tilt column)	Includes cable	1	C8ZZ 3E520-A
69	F	Includes cable	1	C9ZZ 3E520-A
68	S(tilt column)	Includes cable	1	C8SZ 3E520-A
69	S(tilt column)	Includes cable	1	C9SZ 3E520-A
	3523 GUIDE - STEERING GEAR BALL RETURN -Also refer to Group 3523 kit			
65/	A(M/S)		4	C5AZ 3523-B
65/68	A, S(P/S)		2	C5AZ 3523-A
69/	A, S (P/S)		2	C9AZ 3523-A
65/71	B(P/S)	Use with gears identified HCA, BV, BY, BZ, CD,	4	C5OZ 3523-A
66/70	X(P/S)	CE, or SMA-A, B	4	
65/71	B(M/S)	Use basic 3523 kit for #HCA-AV, AW, BU, CA SMA-C, F		
72	B(M/S)	#SMA-T	4	C5AZ 3523-B
	B(P/S)	#SPA-E4, Y, AA	4	C9AZ 3523-A
65/70	F	Use with gears identified HCC-AW, AX, SMB-B, E, F, J or K 16:1 ratio)	4	C5ZZ 3523-A
65	X(P/S)	Use with gears identified as HCC-AZ or BB	4	C5ZZ 3523-A
65	X (M/S)	Use with gears identified HCC-AM, AP	4	C0DR 3523-A
65/67	F (M/S)	Use with gears identified HCC-AT, SMB-A, C (19:1 ratio)	4	
67/70	F	With #SMB-D, H-use 3523 kit		
71/	F (M/S) "Before 5/3/71"	Use basic 3523 kit for #SMA-R		3523
	F (M/S) "From 5/3/71"	Use w/#SMA-T	1	C5AZ 3523-B
70/	P(P/S)	Use with gears identified SMA-B	4	C5OZ 3523-A
	P(M/S)	Use basic 3523 kit for SMA-F		3523
72	U(P/S)		2	D3TZ 3523-A

Identification marking

COPYRIGHT © 1975 — FORD MOTOR COMPANY — DEARBORN, MICHIGAN

FINAL ISSUE

HALPERT_AUCTIONS

YEAR	MODEL	DESCRIPTION	QTY.	PART NUMBER
	3523 GUIDE and CLAMP KIT - STEERING GEAR BALL RETURN -Also Refer to Group 3523 Guide			
65/71	B(M/S)	Use w/#HCA-AV,AW,BU,CA,SMA-C or F	1	•C7OZ 3523-B
70/	P(M/S)	Use with #SMA-F	1	
66/70	X(M/S)		1	
67/70	F(M/S)	Use w/#SMB-H,D	1	•C7ZZ 3523-A
71	F(M/S) "Before 5/3/71"	Use w/#SMA-R	1	•C7OZ 3523-B
71/	F(P/S)	#SPA-S,T,U,V	2	D1ZZ 3523-A
	3E523 CLIP - POWER STEERING HOSE			
67/70	A	Improvise	2	★C7AA 3E523-A
67	B, F, X(8 cyl. 289)		2	C7OZ 3E523-A
68/71	B, X(8 cyl. 289, 302)		4	
	3524 WORM GEAR & RACK ASSY. - STEERING GEAR INPUT			
65	A(M/S)	Use w/ Ford gear-♯HCD-A model only-depth of rack teeth is 5/16"	1	C5AZ 3524-C
65/68	A(M/S)	Use w/ Ford gear-♯HCD-A1 and ♯SMA-D models-depth of rack teeth is 1/4"	1	C5AZ 3524-K
70/71	A(M/S)	Use with gear tagged #SMA-D	1	
69/71	A(M/S)	Use w/ Ford gear-♯SMA-D1 model	1	C9AZ 3524-C
72	A(M/S)	#SMA-T	1	D1AZ 3524-A
65/69	A(P/S)	Use w/ Saginaw gear	1	C5AZ 3524-D
65	B	39 1/2" long	1	C4OZ 3524-A
66/67	B(M/S)	39 1/2" long, #HCA-CA,SMA-C	1	C6DZ 3524-C
68/71	B(M/S)	7 3/16" long, #SMA-F	1	C7OZ 3524-A
66/67	B(P/S)	39 1/2" long, #HCA-BY,CD,SMA-A	1	C6DZ 3524-A
65/71	B(P/S)	#HCA-BV,BZ,CE,SMA-B	1	D1OZ 3524-A
72	B(M/S)	#SMA-T	1	D1AZ 3524-A
	B(P/S)	#SPA-Y-refer to group 3D517		
65/67	F	41 7/8" long-approx. 10 worm grooves-19:1 ratio	1	C5ZZ 3524-A
		41 7/8" long-approx. 8 worm grooves-16:1 ratio	1	C5ZZ 3524-B
67/70	F	6 3/16" long-approx. 10 worm grooves-19:1 ratio	1	C7ZZ 3524-C
		6 3/16" long-approx. 8 worm grooves-16:1 ratio	1	C7ZZ 3524-D
71/	F(M/S)	#SMA-R,T-10 3/32" long	1	D1AZ 3524-A
	F(P/S)	♯SPA-T,V (Saginaw gear)	1	D1ZZ 3524-D
		#SPA-S,U (Saginaw gear)	1	C5AZ 3524-D
71/72	L	#SMC-A,D,E	1	D2FZ 3524-C
70/	P(M/S)	#SMA-F	1	C7OZ 3524-A
70/	P(P/S)	#SMA-B	1	D1OZ 3524-A
66/	U(M/S)		1	C7TZ 3524-E
72	U(P/S)		1	D3TZ 3524-B
65	X(M/S)	39" long	1	C4DZ 3524-A
66/67	X(M/S)	39 1/2" long	1	C6DZ 3524-C
68/70	X(M/S)	7 3/16" long	1	C7OZ 3524-A
66/67	X(P/S)	39 1/2" long	1	C6DZ 3524-A
68/70	X(P/S)	7 3/16" long	1	D1OZ 3524-A

• Includes - (4) guides, (1) clamp # Identification marking

HALPERT_AUCTIONS

YEAR	MODEL		DESCRIPTION	QTY.	PART NUMBER
	3524 SHAFT ASSY. - STEERING COLUMN				
65	A(fixed column-exc. P/C & Taxi)		W/flange	1	♦ C5AZ 3524-L
	A(fixed column-w/P/C & Taxi)		W/flange	1	◊ C5AZ 3524-B
	A(moveable column)		W/o flange	1	◊ C5AZ 3524-G
66	A		W/flange	1	♦ C5AZ 3524-L
67	A		W/flange	1	◊ C7AZ 3524-A
68	A(fixed wheel)		W/flange	1	C9OZ 3524-A
	A(tilt wheel)	"Before 3/15/68"	W/o flange	1	C8MY 3524-A
	A(tilt wheel)	"From 3/15/68"	W/o flange	1	C8AZ 3524-B
69	A(fixed wheel)		W/flange	1	C9AZ 3524-D
	A(tilt wheel)	"Before 2/3/69"	W/o flange	1	C9AZ 3524-A
	A(tilt wheel)	"From 2/3/69"	W/o flange	1	C9AZ 3524-E
70/71	A(fixed wheel)	"Before 1/4/71"		1	D0AZ 3524-D
71	A(fixed wheel)	"From 1/4/71"		1	D1AZ 3524-B
70	A(tilt wheel)	"Before 1/5/70"	30" long up to knuckle	1	D0AZ 3524-A
70/	A(tilt wheel)	"From 1/5/70"		1	D4AZ 3524-B
72	A(fixed wheel)		34 9/16" long	1	D2AZ 3524-A
66/67	B			1	C6OZ 3524-B
68/69	B		23 1/8 long	1	C9OZ 3524-A
70/71	B	"Before 1/4/71"	33 5/8"long	1	D0OZ 3524-C
71	B	"From 1/4/71"		1	D1OZ 3524-B
72	B		Upper shaft-27 7/8" long	1	D2OZ 3524-A
			Lower shaft-with M/S-6 11/16" long	1	D2OZ 3B676-C
			Lower shaft with P/S	1	D2OZ 3B676-D
65/67	F		Part of steering gear, see basic 3524 input shafts (41 7/8" long)		
67	F(fixed wheel)		Use with 6 3/16" steering gear input shaft	1	C7ZZ 3524-B
	F (tilt wheel)		Use with 6 3/16" steering gear input shaft	1	C7ZZ 3524-A
68/69	F(fixed wheel)	"Before 1/13/69"		1	C8ZZ 3524-D
69	F(fixed wheel)	" From 1/13/69"		1	C9ZZ 3524-A
68	F(tilt wheel)	" Before 3/15/68"		1	C8ZZ 3524-B
68/69	F(tilt wheel)	" From 3/15/68 to 2/3/69"		1	C8ZZ 3524-C
69	F(tilt wheel)	" From 2/3/69"		1	C9ZZ 3524-B
70	F(exc. GT350/500)-fixed wheel- "Before 1/16/70"		35 7/8" long	1	D0ZZ 3524-B
	F(exc. GT350/500)-fixed wheel- "From 1/16/70"			1	D0ZZ 3524-E
	F(GT350/500)-fixed wheel			1	C9ZZ 3524-A
	F(exc. GT350/500)-tilt wheel	"Before 1/5/70"	31 1/8" long up to knuckle	1	D0ZZ 3524-A
	F(exc. GT350/500)-tilt wheel	"From 1/5/70"		1	D0ZZ 3524-D
	F(GT350/500)-tilt wheel			1	C9ZZ 3524-B
71	F(fixed wheel)	"Before 1/4/71"	33 5/32" long	1	D1ZZ 3524-A
	F(fixed wheel)	"From 1/4/71"		1	D1ZZ 3524-E
71/	F(tilt wheel)		28 13/32" long	1	D1ZZ 3524-B
72	F(fixed wheel)		33 1/8" long	1	D2ZZ 3524-A
71/72	L		Kit-replaces (1) piece shaft & cable type assy.	1	D1FZ 3524-E

Consists of

1-D5FZ 3524-A	Shaft assy.-upper				
1-D2FZ 3A525-A	Flange	1-D3FZ 3B676-B	Shaft-lower	4-55907-S2	Screw
1-D42W 3C611-AA	Boot	1-D42W 6501811-AA	Plate	1-358794-S100	Bolt
		2-34977-S2	Nut	1-385349-S100	Nut

70/71	P(non-locking column)			1	D0DZ 3524-D
	P(locking column)			1	D1DZ 3524-A
72	P		31 1/4" long	1	D2DZ 3524-A
67	S			1	C7SZ 3524-A
68/69	S(fixed wheel)			1	C9SZ 3524-A
68/69	S(tilt wheel)	" Before 2/3/69"		1	C8SZ 3524-C
69	S(tilt wheel)	" From 2/3/69"		1	C9SZ 3524-B
70	S (fixed wheel)	"Before 1/15/70"	33 1/2" long	1	D0SZ 3524-A
70/71	S(fixed wheel)	"From 1/15/70 to 1/4/71"		1	D0SZ 3524-E
71	S(fixed wheel)	"From 1/4/71"		1	D1SZ 3524-A
70/71	S(tilt wheel)			1	D0SZ 3524-D

♦ Includes 3517 bearing, 3520 spring, retainer ring and nut ◊ Includes 3517 bearing, retainer ring, nut & washers

COPYRIGHT © 1975 — FORD MOTOR COMPANY — DEARBORN, MICHIGAN

HALPERT_AUCTIONS

YEAR	MODEL		DESCRIPTION	QTY.	PART NUMBER
	3524 STEERING SHAFT ASSY. - STEERING COLUMN - continued				
72	S(fixed wheel)-	"Before 5/22/72"	Upper shaft-29 7/32" long	1	D2SZ 3524-A
	S(fixed wheel)-	"From 5/22/72"	Upper shaft-29 7/32" long	1	D2SZ 3524-C
	S(tilt wheel)-	"Before 5/22/72"	Upper shaft-25" long	1	D2SZ 3524-B
	S(tilt wheel)-	"From 5/22/72"	Upper shaft-25" long	1	D2SZ 3524-D
	S(fixed & tilt wheel)		Lower shaft-8 5/16" long	1	D2SZ 3B676-B
66/72	U(M/S)		23 splines-59 15/16" long	1	D2TZ 3524-A
72	U(P/S)	"From Ser.P40,001"	Upper-38 3/16" long	1	D3TZ 3524-A
			Lower-15 1/2" long from center of joint to spline end	1	D3TZ 3B676-A
			Bolt-7/16"-14 x 2"(lower shaft clamp yoke to gear input shaft)	1	★58657-S2
			Nut-7/16"-14	1	384353-S4(MM173X)
65/67	X		Part of steering gear, see basic 3524 input shafts		
68/70	X			1	C9OZ 3524-A
72	B,F,S		Bolt 3/8"-16 x 1 1/2"(upper shaft to lower)	1	★58636-S2
			Nut 3/8"-16	1	34987-S2(M89CF)
	3A525 COUPLING - STEERING GEAR INPUT SHAFT TO STEERING COLUMN SHAFT				
65/66	A(M/S)-fixed wheel	'Before 8/8/66"		1	C5AZ 3A525-A
66/70	A(M/S)-fixed wheel	'From 8/8/66"		1	D4DZ 3A525-A
71/	A(M/S)			1	
65/66	A(P/S)-fixed wheel	'Before 8/8/66"	Use w/Ford built gears	1	C5AZ 3A525-B
66/	A(P/S)-fixed wheel	'From 8/8/66"	#Green or white paint on insulator-must be used with Ford built axial/spool valve type power steering gear	1	C6AZ 3A525-B
65/66	A(P/S)-fixed wheel		Use w/Saginaw built gears	1	C5AZ 3A525-D
67/69	A(P/S)-fixed wheel		Use w/Saginaw built gears	1	C7AZ 3A525-A
65	A(moveable column)		Replaced by D5AZ 3A525-E (2/75)	1	★C5AZ 3A525-C
67	A(P/S)-tilt wheel			1	
68	A(P/S)-tilt wheel-column shift			1	
69/	A(P/S)-tilt wheel		#Green or white paint on insulator-must be used with Ford built axial/spool valve type power steering gear	1	
68	A(P/S)-tilt wheel-floor shift			1	C7ZZ 3A525-A
69/	A(P/S)-fixed wheel		#White or silver paint on insulator-must be used with Ford built rotary valve type power steering gears	1	●D5AZ 3A525-D
	A(P/S)-tilt wheel		#White or silver paint on insulator-must be used with Ford built rotary valve type power steering gears	1	●D5AZ 3A525-E
65/66	B(P/S)	'Before 8/8/66"		1	C5AZ 3A525-B
66/68	B(P/S)	'From 8/8/66"		1	C6AZ 3A525-B
68/71	B(M/S)			1	D4DZ 3A525-A
69/71	B(P/S)			1	
72	B			1	D3OZ 3A525-A
67/70	F(M/S)-fixed wheel			1	D4DZ 3A525-A
71/	F(M/S)			1	
69/70	F(P/S)-fixed wheel			1	
67/70	F(M/S)-tilt wheel			1	C7ZZ 3A525-A
69/70	F(P/S)-tilt wheel	'From 11/4/68"		1	
67/68	F(P/S)-fixed wheel			1	C6AZ 3A525-B
67/69	F(P/S)-tilt wheel	'Before 11/4/68"		1	C5AZ 3A525-C
71/	F(P/S)-fixed wheel			1	D1ZZ 3A525-A
	F(P/S)-tilt wheel			1	D1ZZ 3A525-B
71/72	L	"Before 1/11/72"		1	D1FZ 3A525-A
72	L	"From 1/11/72"		1	D2FZ 3A525-A
70/	P			1	D4DZ 3A525-A
65	S			1	C5AZ 3A525-C
66	S			1	C6SZ 3A525-A

Identification marking

● Care must be used to ensure proper coupling replacement when axial/spool valve type steering gear (3504) or shaft and control assy. (3D517) has been replaced by 1975 rotary valve type assemblies. For additional information refer to Technical Service Bulletin No. 76, dated Sept. 27, 1974, article 837 on page 26.

HALPERT_AUCTIONS

YEAR	MODEL	DESCRIPTION	QTY.	PART NUMBER
	3A525 COUPLING - STEERING GEAR INPUT SHAFT TO STEERING COLUMN SHAFT - continued			
67/71	S	#Green or white paint on insulator-must be used with Ford built axial/spool valve type power steering gear	1	•C7SZ 3A525-A
69/71	S	#White or silver paint on insulator-must be used with Ford built rotary valve type power steering gears	1	•D5AZ 3A525-E
72	S		1	D3OZ 3A525-A
72	U(P/S) "From Ser.P40,001"		1	C9TZ 3A525-B
68/70	X(M/S)		1	D4DZ 3A525-A
69	X(P/S)		1	
68	X(P/S)		1	C6AZ 3A525-B
65/	A, B, F, S, X	Bolt-3/8"-24 x 1 1/4" (to retain coupling)	AR	358794-S(BB815AB)
65/66	A	Bolt-5/16"-24 x 1" (to retain coupling)	AR	377937-S(BB210B)
65/67	A, B, F, S, X	Nut-5/16"-24 (coupling studs to shaft flange)	2	34443-S(M79)
		Lockwasher-5/16"	2	34906-S8(X98)
68	A, B, F, S	Nut-5/16"-24 (coupling studs to shaft flange)	2	382835-S100 (MM173V)
69	A, B, F, X	Nut-5/16"-18 (coupling studs to shaft flange)	2	382634-S100 (MM173NE)
71	L	Bolt-1/4"-20 x 3/4" (flange to column)	1	370519-S(BB125)
	3C525 COVER - STEERING COLUMN OPENING			
69	F		1	C9ZZ 3C525-A
68/69	S	At firewall	1	C8SZ 3C525-A
70/71	S	At firewall	1	D0SZ 3C525-A
65/71	S	Washer-spring (shroud to cover)-3/16"	AR	378733-S(XX360)
	S	Washer-spring (lever to cover)	AR	
	S	Spring nut (lever to cover)-3/16"	4	372927-S2(MM260)
	S	Pin (lever to cover)-3/16" x 5/8"	4	378873-S(NN63B)
	S	Pin (lever to shroud)	AR	
67	S	Screw (to dash panel)-1/4"-14 x 1"	4	376714-S(BB536A)
	3D525 BEARING - POWER STEERING GEAR INPUT SHAFT			
65/	A,B,S	Alternate with C5AZ 3D525-C, #8750	1	C5AZ 3D525-A
		Alternate with C5AZ 3D525-A	1	C5AZ 3D525-C
65/69	A	Saginaw gear	1	C5AZ 3D525-B
71/	F	#SPA-S, T, U, V	1	
72	U	Saginaw gear	1	C5AZ 3D525-B
	3D526 SEAL - POWER STEERING GEAR INPUT SHAFT			
65/	A, S		1	C5AZ 3D526-A
72	B		1	
65/	A,S	Snap ring	1	352109-S(QQ12)
	3D527 SEAL - POWER STEERING GEAR INPUT SHAFT DUST			
65/	A, S		1	D5AZ 3D527-A
72	B		1	
	3F527 LEVER ASSY. - STEERING COLUMN LOCK ACTUATOR			
71/	L		1	D1FZ 3F527-A
72	B		1	
	3C528 BOOT - POWER STEERING CYLINDER - Supplied in 3C651 kits			
	3D529 SPACER - POWER STEERING GEAR SECTOR SHAFT SEAL			
65/	A, S		2	C5AZ 3D529-A
72	B		2	
	3F529 BUMPER - STEERING COLUMN LOCK ACTUATOR LEVER			
71	L	Improvise - 7/32" O.D.-1/8" I.D.-7/32" long	1	★ D12A3F529-AA
72	B,S	Neoprene	1	

• Care must be used to ensure proper coupling replacement when axial/spool valve type steering gear (3504) or shaft and control assy. (3D517) has been replaced by 1975 rotary valve type assemblies. For additional information refer to Technical Service Bulletin No. 76 dated Sept. 27, 1974, article 837 on page 26.

COPYRIGHT © 1975 — FORD MOTOR COMPANY — DEARBORN, MICHIGAN

HALPERT_AUCTIONS

YEAR	MODEL	DESCRIPTION	QTY.	PART NUMBER
	3530 SHROUD - STEERING COLUMN			
68	A	Gold (Dark Ivy)-other colors not replaced	1	C8AZ 3530-D2G
69	A	Upper-Aqua-not replaced	1	★C9AZ 3530-G3K
		-Black-not replaced	1	★C9AZ 3530-G5A
		-Blue (medium)-not replaced	1	★C9AZ 3530-G3B
		-Blue (dark)-not replaced	1	★C9AZ 3530-G4B
		-Ivy Gold-not replaced	1	★C9AZ 3530-G4G
		-Nugget Gold-not replaced	1	★C9AZ 3530-G4Y
		-Red-not replaced	1	★C9AZ 3530-G4D
69	A	Lower-Aqua-not replaced	1	★C9AZ 3530-H3K
		-Black-not replaced	1	★C9AZ 3530-H5A
		-Blue (medium)-not replaced	1	★C9AZ 3530-H3B
		-Blue (dark)-not replaced	1	★C9AZ 3530-H4B
		-Ivy Gold-not replaced	1	★C9AZ 3530-H4G
		-Nugget Gold-not replaced	1	★C9AZ 3530-H4Y
		-Red-not replaced	1	★C9AZ 3530-H4D
70	A(tilt wheel)	Upper-paint to match	1	D0AZ 3530-A
	A(fixed wheel) "Before 12/1/69"		1	
		Lower-paint to match	1	D0AZ 3530-B
	A(fixed wheel) "From 12/1/69"	Upper-paint to match	1	D0AZ 3530-C
		Lower-paint to match	1	D0AZ 3530-D
71/	A(fixed wheel)	Paint to match	1	D1AZ 3530-B
	A (tilt wheel)	Paint to match	1	D1AZ 3530-C
70/71	B(exc. model 63 w/bucket seats)	Paint to match	1	D0OZ 3530-A
	B(model 63 w/bucket seats)	Paint to match	1	D0OZ 3530-B
72	B	Lower-paint to match	1	D3OZ 3530-A
		Upper-paint to match	1	D3OZ 3530-B
70	F	Paint to match	1	D0ZZ 3530-A
71/	F "From 5/1/72"	Paint to match	1	D3ZZ 3530-A
71/72	L "From 5/1/72"	Upper top-paint to match	1	D3FZ 3530-A
		Upper bottom-paint to match	1	D3FZ 3530-B
		Lower bottom-paint to match	1	D3FZ 3530-C
70/72	P "Before 5/1/72"	Cover plate-steering column mounting bracket-paint to match	1	D3DZ 3530-A
		Steering column tube shroud-paint to match	1	D0DZ 3530-C
72	P "From 5/1/72"	Cover plate-steering column brkt.-paint to match	1	D3DZ 3530-A
		Steering column tube shroud-paint to match	1	D3DZ 3530-B
70/71	S (fixed wheel)	Paint to match	1	D0SZ 3530-B
70/71	S (tilt wheel)	Paint to match	1	D0SZ 3530-A
72	S	Lower-paint to match	1	D3OZ 3530-A
		Upper-paint to match	1	D3OZ 3530-B
	3D530 CAP - POWER STEERING GEAR CYLINDER PISTON			
65/72	A, S	Ford gear	1	C5AZ 3D530-A
	B		1	
65/69	A	Saginaw gear	1	C5AZ 3D530-B
71/	F, U	#SPA-S, T, U, V, Z	1	
	3F531 KNOB - STEERING COLUMN LOCK ACTUATOR			
71/72	L	Fixed wheel	1	D1FZ 3F531-A
	B		1	
	3F532 SPRING - STEERING COLUMN LOCK ACTUATOR LEVER			
71	L		1	D1FZ 3F532-A
72	B, L		1	D2AZ 3F532-A

Identification marking

HALPERT_AUCTIONS

YEAR	MODEL	DESCRIPTION	QTY.	PART NUMBER
	3A533 BALL STUD KIT - STEERING DRAG LINK			
66	U		1	C6TZ 3A533-B
	Consists of			
	1-C6TA 3311-A Stud; 2-C6TA 3326-A Seat; 1-C6TA 3328-B Plug; 1-C6TZ 3332-B Cover			
	2-C6TA 3320-A Seat; 2-C6TA 3327-A Spring; 1-C6TZ 3332-A Cover; 1-72098-S Cotter pin			
67/72	U	Use w/adjustable drag link ball stud	1	C7TZ 3A533-B
	Consists of			
	1-C7TA 3311-B Stud; 2-C6TA 3326-A Seat; 1-C6TA 3228-B Plug; 1-C7TZ 3332-C Cover			
	2-C6TA 3320-A Seat; 2-C6TA 3327-A Spring; 1-C7TZ 3332-B Cover; 1-72098-S Cotter pin			
	3A533 REPAIR KIT - POWER STEERING HYDRAULIC CONTROL BALL STUD			
65/71	B	Consists of	1	C2AZ 3A533-A
65/70	F,X	2-AJ 3320-A Seat; 1-AJ 33711-A Spring	1	
70/	P	1-AJ 33327-A Bumper; 1-C2AZ 3A728-A Clamp	1	
		1-C0AA 3A533-A Stud; 1-C7OZ 3A729-A Cover		
		1-C2AZ 3C706-A Seal; 2-32875-S8 Screw		
	3D536 VALVE ASSY. - STEERING COLUMN RELEASE			
67	F(tilt column)		1	C7ZZ 3D536-A
68	F(tilt column)		1	C7ZZ 3D536-B
69	F(tilt column)		1	C9ZZ 3D536-A
67	S(tilt column)		1	C7SZ 3D536-A
68/69	S(tilt column)		1	C8SZ 3D536-A
	3D537 HOSE - STEERING COLUMN RELEASE VALVE and SUPPLY			
67	F(tilt column)	11/16" long-cut to length from C8ZZ 3D537-A		
68	F,S(tilt column)	235" I.D. -70" long	1	C8ZZ 3D537-A
69	S (tilt column)		1	
69	F(tilt column)		1	C9ZZ 3D537-A
	3538 PLUG - STEERING GEAR HOUSING OIL FILLER			
65/71	A,B,F,X	5/8"-24	1	B6A 3538-A
70/	P		1	
66/67	U "Before Ser. B26,001"		1	C6TZ 3538-A
67/	U "From Ser. B26,001"	3/4"-20	1	B 3538
	3C538 SEAL and GASKET KIT - POWER STEERING GEAR			
64/	A,B,S	Ford gear	1	D3AZ 3C538-A
	Consists of			
	1-D5AW 3D526-AA Seal; 1-D3AZ 3756-A "O" ring; 1-352109-S7 Ring			
	1-D5AW 3D527-AA Seal; 1-C5AZ 3805-A Seal; 1-382743-S94 "O" ring			
	2-D3AZ 3D529-A Spacer; 1-97625-S Ring; 1-386265-S "O" ring			
	1-D5AW 3591-AA Seal; 1-97628-S Ring; 1-386266-S "O" ring			
	1-D5AW 3D642-AA Seal; 1-Instruction sheet			
65/69	A	Saginaw gear-r/b C5AZ 3C538-D (1/75)	1	★C5AZ 3C538-C
71/72	F "Before 12/20/71"	#SPA-S,T,U,V	1	
72	F "From 12/20/71"	#SPA-S,T,U,V	1	C5AZ 3C538-D
72	U	#SPA-Z	1	
	Consists of			
	1-Snap ring-adj. plug seal; 3-Snap ring-valve body; Δ1-Seal-sector shaft (inner)			
	1-Seal-actuator shaft dust; 3-"O" ring-valve body; 1-Seal-sector shaft cover			
	1-Seal-actuator shaft oil; Δ1-Snap ring-sector shaft seal retaining; 2-Seal-housing end plug			
	1-"O" ring-adj. plug; Δ2-Washers-sector shaft seal backup; 2-Snap ring-end plug retainer			
	2-"O" ring-valve spool dampener; Δ1-Seal-sector shaft (outer); 1-Nut-sector shaft adj.			
	1-"O" ring-actuator valve cap			
	3D538 MOTOR - STEERING COLUMN RELEASE			
67	F,S (tilt column)		1	C7SZ 3D538-B
68/69	F(tilt column)		1	C7ZZ 3D538-A
68/69	S(tilt column)		1	C8SZ 3D538-A

Identification Marking

Δ Also serviced in C5AZ 3D732-A kit

COPYRIGHT © 1975 — FORD MOTOR COMPANY — DEARBORN, MICHIGAN

FINAL ISSUE

HALPERT_AUCTIONS

YEAR	MODEL	DESCRIPTION	QTY.	PART NUMBER
	3-3538 FILTER ASSY. - POWER STEERING PUMP OIL RESERVOIR			
65	A,B,F,X		1	B7A 33538-A
	3539 NUT - STEERING GEAR SECTOR SHAFT ADJUSTING			
66/	U	7/8"-14	1	C6TZ 3539-A
	3D539 HOSE - STEERING COLUMN RELEASE MOTOR			
67	F(tilt column)	Cut from C4SZ 2A596-A	1	★C7ZA 3D539-A
68	F (tilt column)	Cut 6" from C8ZZ 3D537-A	1	★C8ZA 3D539-A
69	F(tilt column)	Cut 1 13/32" from C8ZZ 3D537-A	1	★C9ZA 3D539-A
68/69	S(tilt column)	Cut 8" from C8ZZ 3D537-A	1	★C8SA 3D539-B
	3A540 CYLINDER ASSY. - POWER STEERING			
65	B	Includes ball stud	1	C3OZ 3A540-A
66/69	B,X		1	C6OZ 3A540-B
70	X		1	
70/71	B		1	D0OZ 3A540-A
70/	P		1	
67/70	F	Includes ball stud	1	C7ZZ 3A540-A
65	X (6 cyl.)	Includes ball stud	1	C3DZ 3A540-B
65	X(8 cyl.)		1	
65/66	F		1	
65/	B	Nut (cylinder to idler arm bracket)-3/8"-24	1	33925-S7(M33)
65/70	X, F	Nut (cylinder to mounting bracket)	1	
65/	B	Check nut (cyl. to idler arm brkt.)-3/8"-24	1	45218-S8(M172)
65/70	X, F	Check nut (cylinder to mounting bracket)	1	
65/	B	Nut-castle (cylinder to idler arm)-9/16"-18	1	34033-S18(M11)
65/70	F	Nut-castle (to valve)	1	
65/	B,F,X	Seat-5/16" tube-aluminum	2	373430-S(TT5)
65/	B,F,X	Snap ring (scraper retainer)	1	371033-S(QQ77)
	3E541 COVER - STEERING COLUMN POSITION SPRING			
67	F,S(tilt column)	27/64" I. D. -3/4" O. D. -15/16" long	1	C7SZ 3E541-A
68/69	A, F, S (tilt column)		1	
	3D543 LEVER ASSY. — MOVEABLE STEERING COLUMN RELEASE			
65	A		1	C5AZ 3D543-A
	3E543 RETAINER - STEERING COLUMN RELEASE LEVER			
71/	A, F, S(tilt column)		2	D1AZ 3E543-A
67	F, S(tilt column)		2	D0AZ 3E543-A
68/70	A, F, S(tilt column)		2	
	3F543 RING - STEERING SHAFT LOWER BEARING RETAINER			
72	B(all exc. column shift A/T)	1 5/16" I.D.-3" dia. bolt hole pattern-3 tabs	1	D2OZ 3F543-B
72	B,S(column shift-A/T)	1 5/16" I.D.-1 11/16" O.D.-4 tabs	1	D2OZ 3F543-A
	3544 CLAMP - STEERING GEAR BALL RETURN GUIDE			
65/	A	Ford gear	1	C5AZ 3544-A
65/	A(M/S)	Use w/#HCD-A,A1,SMA-D,D1,T	1	C5AZ 3544-B
65/69	A(P/S)	Saginaw	1	C5AZ 3544-C
65/71	B(P/S)	Use w/#HCA-BV,BZ,BY,CD,CE,SMA-A,B	1	C5OZ 3544-A
65/71	B(M/S)	Use basic 3523 kit for #HCA-AV,AW,BU,CA, SMA-C,F	AR	3544
72	B(M/S)	#SMA-T	1	C5AZ 3544-B
	B(P/S)	#SPA-EU,Y	1	C5AZ 3544-A
65/67	F(M/S)	Use w/#HCC-AT,SMB-A & C	1	C0DR 3544-A
65/70	F(M/S & P/S)	Use w/#HCC-AX,AW,SMB-B,E,F,J or K	1	★C5ZZ 3544-A
67/70	F(M/S)	Use basic 3523 kit for #SMB-H or D	AR	3544
71	F(M/S) "Before 5/3/71"	Use basic 3523 kit for #SMA-R	AR	3544
71/	F(M/S) "From 5/3/71"	Use w/#SMA-T	1	C5AZ 3544-B
71/	F(P/S)	#SPA-S,T,U,V	1	C5AZ 3544-C

Identification marking

HALPERT_AUCTIONS

YEAR	MODEL	DESCRIPTION	QTY.	PART NUMBER
	3544 CLAMP - STEERING GEAR BALL RETURN GUIDE - continued			
70/	P(M/S)	#SMA-F	1	C5OZ 3544-A
	P(P/S)	#SMA-B-use basic 3523 kit		3544
65/	S(P/S)	Ford gear	1	C5AZ 3544-A
72	U(P/S)		1	C5AZ 3544-C
65	X(P/S)	Use w/#HCC-AZ or BB	1	★C5ZZ 3544-A
65/70	X(M/S)	Use w/#HCC-AM,AM1,AP,AP1	1	C0DR 3544-A
66/70	X(M/S)	Use basic 3523 kit for #HCA-AV,AW,BU,CA, SMA-C,F	AR	3544
66/70	X(P/S)		1	C5OZ 3544-A
65/	A(P/S),S		2	352518-S(BB80)
67/	B,X(P/S)		1	
65/70	X	Screw & washer (clamp)-No. 10-32 x 3/8"	2	★372133-S
65/	S		2	
68	A,B,F,X	Screw & washer(clamp)-No. 10-32 x 5/16"	2	355177-S(BB77M)
	3D544 LEVER - STEERING COLUMN RELEASE			
67	F,S(tilt wheel)		1	C7SZ 3D544-A
68/69	A, F, S(tilt wheel)		1	C8SZ 3D544-A
70/72	A,F,S(tilt wheel)		1	D1AZ 3D544-A
	3E546 NUT - STEERING COLUMN BRACKET RETAINER			
67/68	A,S	5/16"-18-1 1/4" O. D.	AR	C7AZ 3E546-A
	3F546 SHIM KIT - STEERING GEAR MOUNTING			
71/	L	Includes (1) shim & (2) 384587-S100 nuts	AR	D1FZ 3F546-B
	3E547 TANK and BRACKET ASSY. - STEERING COLUMN CONTROL VACUUM			
68	F(tilt wheel)		1	C8ZZ 3E547-A
69	F(tilt wheel)		1	C9ZZ 3E547-A
67/69	S(tilt wheel)		1	C8SZ 3E547-A
67	F(tilt wheel)		1	
	3-3547 "O" RING - POWER STEERING PUMP OIL RESERVOIR ORIFICE			
65/67	A,F,S,X	53/64" I. D.	1 or 2	B5A 33547-A
65/67	B		2	
	3548 HOUSING ASSY. - STEERING GEAR			
65/71	A(M/S)	Use with gears-models HCD-A, A1 & SMA-D, casting #C5AR 3550-B	1	C5AZ 3548-B
69/71	A(M/S)	Use with gears-model SMA-D1, casting #C9AR 3550-A	1	C9AZ 3548-B
72	A(M/S)	Use w/gear #SMA-T, stamping #D1ZR 3550-AA	1	D1ZZ 3548-A
65/66	A(P/S)	Use with Ford gears-models HCE-C,D, casting #C6AR 3550-B	1	C5AZ 3548-D
67/68	A(P/S)	Use with Ford gears-models #SPA-A & B, casting #C9AR 3550-C incl.(1) 385084-S seal	1	C5AZ 3548-F
69	A(P/S)	Use with Ford gears-models SPA-A1,A2, casting #C9AR 3550-B	1	C9AZ 3548-A
69/72	A(P/S)	Use with Ford gears-models #SPA-A3,E3,E4 casting # C9AR 3550-C, incl. 385348-S "O" ring	1	•D2AZ 3548-A
65/68	A(P/S)	Use with Saginaw gears-models HCE-B& SPA-H	1	C5AZ 3548-C
69	A(P/S)	Use with Saginaw gear-model SPA-N	1	C5AZ 3548-E
65/71	B	Casting #D2DR 3550-A (replaces #C6OR 3550-B & C7OR 3550-A)	1	D2DZ 3548-A
72	B(M/S)	Use w/gear #SMA-T, casting #D1ZR 3550-AA	1	D1ZZ 3548-A
	B(P/S)	W/gear #SPA-E3,E4,Y, casting #C9AR 3550-C incl. 385348-S "O" ring	1	•D2AZ 3548-A

• To eliminate oil leakage due to excessive wear of the sector shaft, bore hole in the housing. Refer to T.S.B. No. 31, Article 282, dated 12/1/72.

Identification marking

COPYRIGHT © 1975 — FORD MOTOR COMPANY — DEARBORN, MICHIGAN

FINAL ISSUE

HALPERT_AUCTIONS

YEAR	MODEL	DESCRIPTION	QTY.	PART NUMBER
	3548 HOUSING ASSY. - STEERING GEAR - continued			
65/67	F	Use with 1" dia. sector shaft for models #HCC-AT,AX,AW & SMB-A,B,C,E - casting #C4DR 3550-A or C6ZR 3550-A	1	C3DZ 3548-E
67/70	F	Use with 1 1/8" dia. sector shaft for models #SMB-D,F,J,K - casting #C4DR 3550-B or C7ZR 3550-A	1	C7ZZ 3548-A
71/	F(M/S)	Use with #SMA-R,T	1	D1ZZ 3548-A
71/	F(P/S)	#SPA-S,T,U,V	1	D1ZZ 3548-B
70/72	P	#D2DR 3550-A (replaces #C7OR 3550-A)	1	D2DZ 3548-A
65/66	S	Use w/#HCF-F & SPA-C, casting #C5VR 3550-A, #C6VR 3550-A,B,C or #C8VR 3550-A	1	C5SZ 3548-C
67/68	S	Use w/#SPA-E or F	1	C5AZ 3548-D
69	S	Use w/#SPA-A1,A2,E1,E2	1	C9AZ 3548-A
69/72	S	Use w/#SPA-E3,E4-incl. 385348-S "O" ring	1	•D2AZ 3548-A
66/	U(M/S)	#C7TA 3504-U or #35JC05	1	C6TZ 3548-K
72	U(P/S)		1	D3TZ 3548-A
65	X	Use with 1" dia. sector shaft for models #HCC-AM,AM-1,AZ & BB - casting #C4DR 3550-A or C6ZR 3550-A	1	C3DZ 3548-E
65	X	Use with 1 1/8" dia. sector shaft for model HCC-AP,AP-1 - casting #C4DR 3550-B or C7ZR 3550-A	1	C7ZZ 3548-A
66/70	X	#C6OR 3550-B or #C7OR 3550-A	1	C2OZ 3548-F
65/	A,S,X,U	Plug (expansion)-1 5/16"	1	351701-S(PP87)
	A,S(P/S)	"O" ring (piston to housing)-2 13/16 I.D.	1	★87150-S94
	S	Seat (oil intake tube)-5/16" tube	1	374309-S(TT5A)
	A(P/S)		1	
	S	Seat (oil outlet tube)-3/8" tube	1	374480-S(TT7A)
	A(P/S)	Saginaw	1	
	3549 SNAP RING - STEERING GEAR SECTOR SHAFT ADJUSTING SCREW			
66/67	U 'Before Ser. B26,001"		1	C6TZ 3549-A
67/	U 'From Ser. B26,001"		1	B3W 3549-A
	3552-3 CUP - STEERING GEAR WORM BEARING			
65/	A,B,F,P,S,X	Upper & lower-for manual or power assist gears	2	C2AZ 3552-A
71/	L	Bearing assy.-Use with #SMA-C	1	D1FZ 3552-A
66/	U	1 13/16" O.D.	1	C6TZ 3552-A
		Adjusting-1 15/16" O.D.	1	C6TZ 3553-A
	3E552 BRACKET - STEERING GEAR MOUNTING			
71/	L	R.H.	1	D1FZ 3E552-A
	3C557 BRACE - MOVEABLE STEERING COLUMN TRACK - Also refer to Group 3C762			
65	A(P/S)		1	C5AZ 3C557-A
	A(A/T)	Bolt & lockwasher (brace to brake pedal support bracket)-5/16"-18 x 7/16"	1	350211-S(BB413)
	A(A/T)	Nut (brace to track)-5/16"-18	1	33797-S7(M50)
		Washer-flat-5/16"	1	44722-S8(X19)
	@3E558 TUBE - STEERING COLUMN RELEASE VALVE			

• To eliminate oil leakage due to excessive wear of the sector shaft, bore hole in the housing. Refer to T.S.B. No. 31, Article 282, dated 12/1/72. # Identification marking

@ Replacement tubes are to be made from bulk tubing stock listed by size and part number under Basic Group 2269. Insulators are to be improvised from rubber hose, friction tape, etc., as required.

HALPERT_AUCTIONS

YEAR	MODEL		DESCRIPTION	QTY.	PART NUMBER
	3B559 SHAFT - POWER STEERING PUMP ROTOR				
65	A,B,F,S,X		Eaton Pump- 3 23/32" long	1	C2AZ 3B559-A
			Snap ring (rotor to housing)	1	359290-S(QQ49)
65/69	A,B,F,S, X		Ford pump-#HBA-All	1	C5AZ 3B559-B
70/72	A		#HBA-CA,CA1,CT	1	
70/72	B,P		#HBA-BM,BN,BR,CA1,CT	1	
70	F,X		#HBA-BR,CC	1	
70/	A		Use W/#HBA-BV, BV1, CK	1	D0AZ 3B559-A
72	B,P,U		#HBA-CK,CL,CM,CN	1	
70/	S		#HBA-BX, BX1	1	
71/	F		#HBA-CG,CN	1	
72	S		#HBA-CJ	1	D2VY 3B559-A
	3C560 STOP - POWER STEERING CONTROL VALVE SPOOL TRAVEL REGULATOR				
65/67	B,F,X			1	C1AA 3C560-A
	3A561 VALVE ASSY. - POWER STEERING PUMP				
65	A (8 cyl. 289)-without A/C		Eaton-belt driven-side mounted pump	1	B8LY 3A561-A
65	A		For Ford pumps tagged HBA-AJ, -AJ1	1	D3AZ 3A561-C
65/69	A		For Ford pumps tagged HBA-AJ2, -BC, -BC1, -BC3, -BH	1	C5AZ 3A561-G
65/66	A		For Ford pumps tagged HBA-AG, -AG1, -AG4, AH, -AH4, -AM, -AM1	1	C5AZ 3A561-H
65/69	A		For Ford pumps tagged HBA-AG2, -AG3,-AH2, -AM2, -BB, -BB1, -BB3, -BG, -BG1	1	C5SZ 3A561-A
65/69	S				
70/72	A	"Before 6/1/72	#HBA-BV, BV1, CA, CA1	1	
72	A	"From 6/1/72"	#HBA-CK	1	D3AZ 3A561-B
65	B,F,X		For Eaton pump-#E	1	C1SS 3A561-A
65/66	B,F,X		For Ford pumps tagged HBA-AC, -AC1,-AC4, -AD, -AD4, -AE, -AE1, -AE4, -AF, -AF1,-AF4, -AN, -AN1, -AN4, -AR, -AR1, -AR4	1	C5OZ 3A561-A
65/67	B,F,X		For Ford pumps tagged HBA-AC2, -AC3, -AD2, -AD3, -AE2, -AE3, -AF2, -AF3, -AN2, -AN3, -AR2, -AR3, -AS, -AS3, -AT, -AT3, -AU, -AU3, -BF, -BF1, -BK	1	C5DZ 3A561-D
68/69	B,F,X			1	D3OZ 3A561-A
70/71	B		#HBA-BM, BR, CC	1	C5SZ 3A561-A
72	B	"Before 6/1/72"	#HBA-CA1, CT	1	C5SZ 3A561-A
	B	"From 6/1/72"	#HBA-CK	1	D3AZ 3A561-B
67/68	F		#HBA-BH, BH1	1	C5AZ 3A561-G
69/70	F		#HBA-BZ	1	C5DZ 3A561-D
70	F,X		#HBA-BR, CC	1	C5SZ 3A561-A
71/72	F	"Before 7/1/72"	For Ford pumps tagged #HBA-CG	1	D1ZZ 3A561-A
72	F,S	"From 7/1/72"	#HBA-CN,CR	1	D3ZZ 3A561-A
70/72	P	"Before 8/8/72"	#HBA-BN, BR	1	C5SZ 3A561-A
72	P	"From 8/8/72"	#HBA-CL,CM	1	D3DZ 3A561-A
70/72	S	"Before 7/1/72"	Use with #HBA-BX,BX1	1	D0VY 3A561-A
72	S		#HBA-CJ	1	D2VY 3A561-A
72	U		#HBA-CN	1	D3ZZ 3A561-A
			Screw-set (adjusting)-5/16"-32 x 11/16"	2	378562-S2(UU38)
			Nut-5/16"-32		378563-S2(MM54D)

Identification marking

COPYRIGHT © 1975 — FORD MOTOR COMPANY — DEARBORN, MICHIGAN

HALPERT_AUCTIONS

YEAR	MODEL	DESCRIPTION	QTY.	PART NUMBER
	3562 BRACKET - POWER STEERING PUMP SUPPORT			
65/66	B (6 cyl. 170)-with Automatic trans.	Upper	1	★C3OZ 3562-A
65/67	B, F, X (6 cyl.)	Brace	1	C5OZ 3562-A
65	B, F, X (6 cyl.)-without A/C	With Eaton pump - to pump	1	★C5ZZ 3562-A
	B, F, X (6 cyl.)-without A/C	With Eaton pump - to cylinder head	1	★C5ZZ 3562-B
65/67	B (6 cyl.)-with Automatic trans.	Bolt (upper to lower brkt.)-3/8"-24 x 1 1/2"	1	20469-S8(B174)
65/67	F (6 cyl.)		1	
		Lockwasher-3/8"		34807-S8(X66)
		Washer-flat-3/8"		352981-S(XX143)
		Washer-flat-13/32"		354193-S(XX141)
67	B, F, X(6 cyl.)	Screw(to adjusting bracket)-3/8"-16 x 3/4"	1	370608-S2(BB579)
	3C562 INSULATOR - POWER STEERING CONTROL VALVE SPOOL STOP			
65/67	A, F		2	C1AA 3C562-A
65/66	X		2	
65/70	B		2	C2OZ 3C562-A
67/70	X		2	
	3B563 REINFORCEMENT - POWER STEERING OIL RESERVOIR ORIFICE			
65/67	A (8 cyl.)		1	B5AZ 3B563-A
65/67	S		1	
65/67	B, F, X		1	
	3C563 SPRING - POWER STEERING CONTROL VALVE REACTION LIMITING - Also serviced in 3C563 kit			
65/71	B		2	C3AZ 3C563-A
65/70	F, X		2	
70/	P		2	
	3C563 LIMITING KIT - POWER STEERING CONTROL VALVE REACTION			
65/70	B, F, X	Consists of	1	C3AZ 3C563-C
71	B,	1-B9M 3A512-A plug 2-C3AZ 3C563-A spring	1	
70/	P	1-B9M 3A513-A plug 2-372299-S washer	1	
		1-B4A 2428-A "O" ring 1-C1AA 3A740-A gskt.		
	3B564 INSULATOR - STEERING COLUMN LOWER FLANGE - Also refer to Group 3674			
65/67	B, F, X		1	C6OZ 3B564-A
	3566 SPACER - STEERING GEAR TO FRAME			
65/68	A		1	C5AZ 3566-A
	3568 PLATE - STEERING GEAR HOUSING END			
66/	U		1	C6TZ 3568-A
		Bolt (to housing)-5/16"-18 x 7/8"	4	357235-S(BB136)
	3568 COVER - HOUSING END SHAFT & WORM			
71/	L	Use with gear #SMC-A-stamped 18275	1	D1FZ 3568-A
	3D568 WIRE ASSY. - STEERING WHEEL RELAY SWITCH			
69	F(tilt column) "Before 4/30/69"		1	C9ZZ 3D568-A
	F(tilt column) "From 4/30/69"		1	C9ZZ 3D568-B
	3A570 SPRING - POWER STEERING PUMP FLOW CONTROL VALVE			
65/67	A, B, F, S, X		1	B8AZ 3A570-A
	3571 BEARING - STEERING GEAR WORM THRUST			
65/	A, B, F, P, S, X	Use with manual & power assist gears	2	C2AZ 3571-A
66/	U		2	C6TZ 3571-A
	3C571 TRACK ASSY. - MOVEABLE STEERING COLUMN			
65	A		1	C5AZ 3C571-A
		Bolt (track to pedal support)-3/8"-16 x 1 1/4"	2	359266-S8(BB157)

Identification marking

HALPERT_AUCTIONS

YEAR	MODEL		DESCRIPTION	QTY.	PART NUMBER
	3575 SHAFT - STEERING GEAR SECTOR				
65	A(M/S)	"Before 6/20/65"	Use with #HCD-A	1	C5AZ 3575-A
65/	A(M/S)	"From 6/20/65"	Use with HCD-A1,SMA-D,D1,T	1	C5AZ 3575-D
65/66	A(P/S)	"Before 1/13/66"	Ford gear-use w/#HCE-C,C1,C2,D	1	C5AZ 3575-B
66	A(P/S)	"From 1/13/66"	Ford gear-use w/#HCE-C3,C4	1	D3AZ 3575-A
67/	A(P/S)		Ford gear	1	
65/69	A(P/S)		Saginaw gear	1	C5AZ 3575-E
65	B		1 1/8" dia.-9 1/4" long	1	C2OZ 3575-B
66/71	B(P/S)			1	
66/71	B(M/S)		1 1/8" dia.-9 11/32" long	1	C6OZ 3575-A
72	B(M/S)		#SMA-T	1	C5AZ 3575-D
	B(P/S)		#SPA-E4,Y,AA	1	D3AZ 3575-A
65/67	F		1" dia. 7/8"-14 x 9 5/32" long, use w/#HCC-AT, AX,AW & SMB-A,B,C,E	1	C3DZ 3575-F
67/70	F		1 1/8" dia. 7/8"-14 x 9 15/32" long-use w/#SMB-D,F,H,J,K	1	C3DZ 3575-E
71/	F(M/S)		#SMA-R,T	1	C5AZ 3575-D
	F(P/S)		#SPA-T,V	1	D1ZZ 3575-A
			#SPA-S,U	1	C5AZ 3575-E
	L		Serviced in 3504 assy.	1	
70/	P(M/S)		1 1/8" dia., 9 11/32" long	1	C6OZ 3575-A
	P(P/S)		1 1/8" dia., 9 1/4" long	1	C2OZ 3575-B
65/66	S		Use with #HCF-B,B1,B2,B3,B4,B5,B6	1	C9VY 3575-A
67/	S			1	D3AZ 3575-A
66/	U(M/S)			1	C6TZ 3575-H
72	U(P/S)			1	D3TZ 3575-A
65	X		1" dia. 7/8"-14 x 9 5/32" long, use w/#HCC-AM,AM1,AZ& BB	1	C3DZ 3575-F
	X		1 1/8" dia. 7/8"-14 x 9 15/32" long, use w/#HCC-AP,AP1	1	C3DZ 3575-E
66/70	X(M/S)		1 1/8" dia., 9 11/32" long	1	C6OZ 3575-A
	X(P/S)		1 1/8" dia., 9 1/4" long	1	C2OZ 3575-B
	3A575 TUBE ASSY. - POWER STEERING RETURN LINE HOSE TO CONTROL VALVE - Refer to group 3A719				
	3576 BUSHING - STEERING GEAR HOUSING SECTOR SHAFT				
65/	A(M/S)		Bushing-lower-1 1/8" I.D.-1 3/8" O.D.-1" long	1	C1AZ 3576-B
65/66	A(P/S)		Ford gear-use only with housing assy. (3548)-stamped C5AR 3550-A or C6AR 3550-A, 1 5/16" I.D.-1 7/16" O.D.-1" long	1	C5AZ 3576-A
65/69	A(P/S)		Saginaw gear	1	C5AZ 3576-B
66/70	A(P/S)		Not required with housing assy. (3548)-stamped C6AR 3550-B,C9AR 3550-C		3576
71/72	A(P/S)	"Before 3/15/72"	Refer to T.S.B. #31, article 282, dated 12/1/72	1	C5AZ 3576-A
65	B		1 1/8" I.D.-1 3/8" O.D.-1" long	2	C1AZ 3576-B
66/71	B		Lower	1	
			Upper 1 1/8" I.D.-1 3/8" O.D.-1" long	1	C4DZ 3576-B
72	B(M/S)		Lower for #SMA-T	1	C1AZ 3576-B
			Upper-not required-see 3580		3576
	B(P/S)		Refer to T.S.B. #31, article 282, dated 12/1/72	1	C5AZ 3576-A
65/67	F		Use with 1" dia. sector shaft for models #HCC-AT,AX,AW & SMB-A,B,C,F		
			Upper-1" I.D.-1 1/4" O.D.-1" long	1	C4DZ 3576-A
			Lower-1" I.D.-1 1/4" O.D.-1" long	1	C3DZ 3576-A

Identification marking

COPYRIGHT © 1975 — FORD MOTOR COMPANY — DEARBORN, MICHIGAN

HALPERT_AUCTIONS

YEAR	MODEL	DESCRIPTION	QTY.	PART NUMBER
	3576 BUSHING - STEERING GEAR HOUSING SECTOR SHAFT - continued			
67/70	F	Use with 1 1/8" dia. sector shaft for models #SMB-D,F,J,K		
		Upper-1 1/8" I.D.-1 3/8" O.D.-1" long	1	C4DZ 3576-B
		Lower-1 1/8" I.D.-1 3/8" O.D.-1" long	1	C1AZ 3576-B
71/	F(M/S)	Lower	1	C1AZ 3576-B
		Upper-serviced in 3580 only		
	F(P/S)	Saginaw gear	1	C5AZ 3576-B
70/	P	Upper	1	C4DZ 3576-B
		Lower	1	C1AZ 3576-B
65/66	S	Use only with housing assy. (3548) stamped C5VR 3550-A, C6VR 3550-A & B		
		Center-1 5/16" I.D.-1 7/16" O.D.-1" long	1	C5AZ 3576-A
		Lower-1 5/16" I.D.-1 7/16" O.D.-3/4" long	1	C5SZ 3576-A
	S	Not required with housing assy. (3548) - stamped C6VR 3550-C or C8VR 3550-A		3576
71/72	S(P/S) "Before 3/15/72"	Refer to T.S.B. #31, article 282, dated 12/1/72	1	C5AZ 3576-A
66/	U(M/S)	1 1/4" I.D. - 1 3/8" O.D. - 1" long	2	C6TZ 3576-B
72	U(P/S)		2	C5AZ 3576-B
65	X	Use with 1" dia. sector shaft for models #HCC-AM,AM1,AZ & BB		
		Upper	1	C4DZ 3576-A
		Lower	1	C3DZ 3576-A
	X	Use with 1 1/8" dia. sector shaft for models #HCC-AP,AP1		
		Upper	1	C4DZ 3576-B
		Lower	1	C1AZ 3576-B
66/70	X	Upper	1	C4DZ 3576-B
		Lower	1	C1AZ 3576-B
	3E576 TUBE ASSY. - POWER STEERING PRESSURE OUTLET - Refer to group 3A719			
	3K576 SPRING - STEERING GEAR RACK ADJUSTMENT			
71/	L	Use with gear #SMC-A-#Yellow paint on coil	1	D1FZ 3K576-A
	3577 SCREW - STEERING GEAR SECTOR SHAFT ADJUSTING			
65/	A,B,F,P,X (M/S)	7/16"-20 x 1 15/32"	1	B8AZ 3577-A
65/71	B,F (P/S)		1	
65/72	P,X (P/S)		1	
65/67	S		1	WAN 3577-A
66/	U	1/2"-20 x 1 17/64"	1	B7J 3577-A
65/	A,S,X	Nut-jam (screw)-7/16"-20	1	34690-S8(M34)
65/	S	Locknut-7/16"-20	1	371782-S8
	A(P/S)	Saginaw	1	(MM160X)
		Washer-flat		356395-S(XX165D)
66/	U	Nut-1/2"-20	1	33943-S8(M36)
	3C577 INSULATOR - STEERING COLUMN			
67	B,X(except floor shift transmission)		1	C7OZ 3C577-A
	A,S(except floor or console shift)		1	
67	B(P/S & floor shift automatic or 4 speed S/T)		1	C7OZ 3C577-B
	B(8 cyl. 390)-fixed wheel		1	
	A(with floor or console shift)		1	
67	F(tilt wheel)		1	
	3578 SPACER - STEERING COLUMN BRACKET			
67	S	1/16" thick	AR	★C7SZ 3578-A
	3579 WASHER - STEERING GEAR WORM SECTOR THRUST			
66/	U	.55" I.D. -.113" thick	1	C7TZ 3579-A

Identification marking

HALPERT_AUCTIONS

YEAR	MODEL	DESCRIPTION	QTY.	PART NUMBER
	3580 COVER - STEERING GEAR SECTOR SHAFT HOUSING			
65/71	A(M/S)		1	C5AZ 3580-E
65/	A,S(P/S)	#D1AR 3583-AA	1	D1AZ 3580-A
72	B(P/S)		1	
72	A,B(M/S)	#D1ZR 3583-AA	1	D1ZZ 3580-A
65/69	A(P/S)	Saginaw gear	1	C5AZ 3580-F
65/71	B,		1	C3AZ 3580-A
66/70	X		1	
71/	F(M/S)	Use w/#SMA-R,T-stamped D1ZR 3583-AA	1	D1ZZ 3580-A
	F(P/S)	#SPA-S,T,U,V	1	C5AZ 3580-G
71/	L	Use with gear #SMC-A	1	D1FZ 3580-A
70/	P		1	C3AZ 3580-A
66/	U(M/S)		1	C6TZ 3580-A
72	U(P/S)		1	C5AZ 3580-G
65	X		1	C1DZ 3580-A
65/70	F		1	
65/66	A	Bolt (cover to housing)-3/8"-16 x 3/4"	3	20348-S8(B77)
		Lockwasher-3/8"		34807-S8(X66)
65/70	X	Bolt (cover to housing)-5/16"-18 x 5/8" washer head-locking	3	371065-S(BB549)
66/	U(M/S)	Bolt (cover to housing)-5/16"-18 x 7/8"	4	357235-S(BB136)
65/	A,S(P/S)	"O" ring (cover)-2 13/16" I.D.	1	★87150-S94
65/	A,S(P/S)	Bolt (to housing)-7/16"-20 x 1 1/8" hex.	2	383685-S7 (BB395F)
65/69	A(P/S)	Bolt (to housing)-3/8"-16 x 1 1/4"	4	359266-S8(BB157)
71/	F,U(P/S)		4	
68	B,X	Bolt (to housing)-3/8"-16 x 3/4"	3	12996-S(B251F)
72	A,B,S	"O" ring-2 11/16" I.D. (cover to housing)	1	385348-S(KK52CG)
	3581 GASKET - STEERING GEAR SECTOR SHAFT HOUSING COVER			
65/	A,B,P	Housing cover for Ford gears	1	C3AZ 3581-A
65/70	X		1	
71/	F(M/S)		1	
65/69	A(P/S)	Use w/#HCE-B,SPA-H,N-Saginaw gear	1	C5AZ 3581-A
71/	F(P/S)	Use w/#SPA-S,T,U,V-Saginaw gear	1	
65/70	F	Housing cover	1	C3DZ 3581-A
66/	U(M/S)		1	C6TZ 3581-A
72	U(P/S)		1	C5AZ 3581-A
	3D581 BEARING - STEERING COLUMN RELEASE CAM			
65/67	S	Nylon	2	C4VY 3D581-A
65/69	A(6 cyl.)-automatic transmission		2	
67/	A(8 cyl.)-speed control		2	
68/	S(speed control)		2	
	3A582 COVER ASSY. - POWER STEERING PUMP OIL RESERVOIR			
65	A,B,F,S,X(8 cyl.)-without A/C	Pump mtd. reservoir with filler neck-5 5/8" O. D.	1	C0AA 3A582-A
65	F	Remote mounted reservoir-4 1/4" O. D.	1	C1AA 3A582-A
65	B,F,X(6 cyl.)-without A/C	Includes gasket -pump mounted reservoir-less filler neck-5 5/8" O. D.	1	C3DZ 3A582-A
65	A,B,F,S,X	Stud(cvr.to reservoir)-5/16"-18 & 5/16"-18 x 4 5/8"	1	359841-S8(WW22)
		Nut-wing-5/16"-18	1	33896-S8(M182)
		Washer - flat 5/16"		359840-S8(XX107)
65	A,B,F,S,X	Bolt (cover to reservoir)-5/16"-18 x 3 1/2"	1	354668-S8(BB516)
		Spring nut	1	353766-S(MM269)
		Washer-flat-5/16"	1	44722-S8(X19)

Identification marking

COPYRIGHT © 1975 — FORD MOTOR COMPANY — DEARBORN, MICHIGAN

HALPERT_AUCTIONS

YEAR	MODEL	DESCRIPTION	QTY.	PART NUMBER
	3B584 SEAL AND GASKET KIT - POWER STEERING PUMP			
65	A,B,F,S,X	For Eaton pump-Consists of 2-B5A 33547-A Ring 1-C0AA 3A642-B Gskt. 1-C2SZ 3B592-A Seal 1-EAA 6589-B Seal 1-B7A 33617-A Gasket 1-87014-S91 Ring 1-LA 33618-A Ring 1-87147-S91 Ring 1-B7A 33619-A Ring 1-372144-S Gasket 1-C0AA 3A642-A Gasket	1	C2SZ 3B584-A
65/	A,B,F,P,S,U,X	Overhaul seal kit for Ford pumps Consists of 1-C5AR 3D587-B Seal 1-C5AR 3D684-A Gskt. 1-C5AZ 3B592-C Seal 1-C9AZ 3A760-A Gskt. 1-C5AR 3D594-B Seal 1-383201-S Seal 1-D0ZR 3D594-A Seal 1-383213-S94 Seal 1-D1AR 3D594-AA Seal	1	D1AZ 3B584-A
72	S	With Saginaw pump-#HBA-CJ	1	D2VY 3B584-A
	3D584 HOSE - STEERING COLUMN RESERVOIR			
69	F	Cut 47" from C8ZZ 3D537-A	1	*C9ZA 3D584-A
	3B585 INSERT - POWER STEERING PUMP CAM			
72	S	#HBA-CJ	1	D2VY 3B585-A
	3D585 HOSE - STEERING COLUMN RELEASE SUPPLY -Cut from C8ZZ 3D537-A			
67/69	F(tilt wheel)	Grommet	1	354002-S(KK7)
	F(tilt wheel)	Clip (to dash panel)	1	358350-S(GG172)
	3D586 SPRING - P/S PUMP FLOW CONTROL VALVE			
72	S	#HBA-CJ	1	D2VY 3D586-A
	3D589 PLATE - P/S PUMP RETAINER END			
65/69	A, B, F, S, X	Use with C5AZ 3D590-F	1	C5AZ 3D589-B
70	A	Use with #HBA-CA	1	
70	B, F, X		1	
72	S	#HBA-CJ	1	D2VY 3D589-A
	3590 ARM - STEERING GEAR SECTOR SHAFT			
	- A -			
65/68	A Special (8 cyl. 352, 390, 406, 427)-For Special Duty Performance		1	C0AA 3590-D
	A (M/S)		1	C5AZ 3590-A
	A(P/S)	Saginaw gear-stamped C5AA 3B153-E	1	C5AZ 3590-C
	A (P/S)	Ford gear	1	C5AZ 3590-E
69/	A (M/S)		1	C9AZ 3590-A
	A(P/S)		1	C9AZ 3590-B
	- B -			
65	B(P/S)		1	C2OZ 3590-B
	B (M/S)		1	C3OZ 3590-C
66/69	B(M/S)		1	C8OZ 3590-A
	B(P/S)		1	C6OZ 3590-B
70/71	B(M/S)		1	C8OZ 3590-A
	B(P/S)	#D0OA 3590-A	1	D0OZ 3590-A
72	B(M/S)	#D2OA 3B153-AA , D3OA 3B153-AB	1	D2OZ 3590-A
	B(P/S)	#D2OA 3B153-BA , D3OA 3B153-BB	1	D2OZ 3590-B
	- F -			
65/66	F(6 cyl.)(M/S)		1	C0DD 3590-B
	F(6 cyl.)(P/S)		1	C4DZ 3590-A
	F(8 cyl. GT350)		1	S1MS 3590-A
	F(8 cyl. exc. GT350)	Marked C4ZA 3590-A- with 1" sector shaft	1	C5ZZ 3590-A
67	F(6 & 8 cyl.)(P/S) "Before 5/1/67"	Marked C4ZA 3590-A-with 1" sector shaft	1	C5ZZ 3590-A
67/70	F(6 & 8 cyl.) (P/S) "From 5/1/67"	Marked C7ZA 3590-C-with 1 1/8" sector shaft	1	C7ZZ 3590-C
67/70	F(8 cyl.)(M/S)	Marked C7ZA 3590-B-with 1 1/8" sector shaft	1	C7ZZ 3590-B
67/70	F(6 cyl.)(M/S) "From 5/1/67"		1	
67	F(6 cyl.)(M/S) "Before 5/1/67"	Marked C7ZA 3590-A-with 1" sector shaft	1	C7ZZ 3590-A
71/	F(M/S)	#D1ZA 3B153-AA,D3ZA 3B153-AB	1	D1ZZ 3590-A
	F(P/S)	#D1ZA 3B153-BA,D3ZA 3B153-BB	1	D1ZZ 3590-B

Identification marking

HALPERT_AUCTIONS

YEAR	MODEL	DESCRIPTION	QTY.	PART NUMBER
	3590 ARM - STEERING GEAR SECTOR SHAFT - continued			
	- P -			
70/	P(M/S)		1	D0DZ 3590-A
	P(P/S)		1	C9DZ 3590-A
	- S -			
65/66	S		1	C5SZ 3590-A
67	S		1	C5AZ 3590-B
68	S(P/S)		1	C5AZ 3590-E
69/71	S(P/S)		1	C9AZ 3590-B
72	S(P/S)	#D2OA 3B153-BA	1	D2OZ 3590-B
	- U -			
66	U	R/B C6TZ 3304-S & C6TZ 3590-J	1	★C6TZ 3590-C
67	U		1	C6TZ 3590-J
68/	U(M/S)		1	C8TZ 3590-E
72	U(P/S)	#D3TA 3590-AA	1	D3TZ 3590-A
	- X -			
65	X(6 cyl.) (M/S)		1	C0DD 3590-B
	X(8 cyl.) (M/S)	With 1 1/8" sector shaft	1	C3DZ 3590-H
	X(6 cyl.) (P/S)		1	C4DZ 3590-A
	X(8 cyl.) (P/S)	Marked C4ZA 3590-A-with 1" sector shaft	1	C5ZZ 3590-A
66/70	X(M/S)		1	C8OZ 3590-A
66/69	X(P/S) "Before 6/2/69"		1	C6OZ 3590-B
69/70	X(P/S) "From 6/2/69"		1	C9DZ 3590-A
65/70	X	Nut-castle (arm to idler arm rod)-3/8"-24	1	★34030-S8
	X	Nut-castle (arm to spindle arm end)	1	
	X, F	Nut (arm to steering gear)-3/4"-16	1	34692-S8(M74)
		Cotter pin-3/32" x 3/4"		72016-S8(N44)
65/66	A, B, S, U	Nut (steering sector shaft & worm)-7/8"-14	1	351153-S(MM32)
65/70	X(8 cyl.)		1	
		Lockwasher-7/8"		★34814-S
65/	B, X, F (M/S)	Nut-castle (arm to control valve & link)-1/2"-20	1	★385002-S(MM66A)
65/	A, S	(Arm to 3304 idler arm)	1	
67/	U	Nut(to steering gear)-7/8"-14	1	380771-S100
67/	F(8 cyl. 289, 390)		1	(MM38FA)
67/	A, S	(Arm to steering sector shaft)	1	
65/70	F, X	Washer(arm to steering gear) 3/4" lock	1	34813-S(X71A)
	3C590 BUSHING KIT - POWER STEERING CYLINDER MOUNTING ROD END			
65	B	Consists of	1	C1AZ 3C590-A
65	F (8 cyl.)	2-C1AA 3A344-A Insulator 1-AJ 3652-A Spacer 2-C3AA 3A345-A Washer 1-33925-S8 Nut 1-45218-S8 Locknut	1	
66/71	B	Consists of	1	C6OZ 3C590-A
66/70	X	2-C7OA 3A344-A Insulator 1-AJ 3652-A Spacer	1	
67/70	F	2-C3AA 3A345-A Washer 1-33925-S8 Nut	1	
70/	P	1-45218-S8 Nut	1	
	3D590 PLATE - POWER STEERING PUMP PRESSURE			
65/69	A, B, F, S, X	Front-for Ford pumps	1	C5AZ 3D590-E
70/72	A	Use w/#HBA-CA, CA1, CT	1	
70/72	B, P,	Use w/#HBA-BM, BN, BR, CA1, CT	1	
70	F, X		1	
70/72	A	Front-use w/#HBA-BV, BV1	1	D0AZ 3D590-A
70/72	S	Use w/#HBA-BX, BX1	1	
71/72	F	Use w/#HBA-BR, CC, CG	1	
72	A, B, F, P, U	#HBA-CK, CL, CM, CN	1	
72	S	Front-use w/#HBA-CJ	1	D2VY 3D590-A
65/69	A, B, F, S, X	Rear-5/16" thick-must be used with 3D589 cover-alternate plate D1AZ 3D590-A used w/o 3D589 cover	1	C5AZ 3D590-F
70	A, B, F, X	Alternate plate may be used for HBA-BM, BR, BN, CA, CC	1	

Identification marking

COPYRIGHT © 1975 — FORD MOTOR COMPANY — DEARBORN, MICHIGAN

HALPERT_AUCTIONS

YEAR	MODEL	DESCRIPTION	QTY.	PART NUMBER
	3D590 PLATE - POWER STEERING PUMP PRESSURE - continued			
70	A,B,F,P,X	Rear-25/64" thick-alternate plate C5AZ 3D590-F must be used w/3D589 cover for #HBA-BM,BN,BR,CA,CC	1	D1AZ 3D590-A
70	A,S	Must be used with #HBA-BV and BX	1	
71/	A,B,F,P,U		1	
71/	S	#HBA-BX (Ford pump)	1	
72	S	Rear plate-#HBA-CJ (Saginaw pump)	1	D2VY 3D590-B
	3591 SEAL - STEERING GEAR SECTOR SHAFT HOUSING OIL			
65/	A,B,F,P,X	For manual & power assist gears with 1 1/8" dia. sector shaft	1	C7OZ 3591-A
65/	A,S(P/S)	Upper & lower-r/b D5AZ 3E501-A (2/75)	2	★C5AZ 3591-B
72	B(P/S)	#SPA-E4,Y,AA	2	
66/	U	Column seal-43/64" I.D.-1 3/16" O.D.	1	C6TZ 3591-A
	U	1 1/4" I.D.-1 11/16" O.D.	1	C1TT 3591-G
65/66	X	With 1" sector shaft	1	C0DR 3591-A
65/70	F		1	
65/	A,S(P/S)	Ring (retaining)-1 13/16"	1	97628-S(QQ7)
	3B592 SEAL - POWER STEERING PUMP ROTOR SHAFT OIL			
65	A,B,F,S,X	Eaton-belt driven-side mounted pump	1	C2SZ 3B592-A
65/	A,B,F,P,U,X	Ford pump-also supplied in 3B584 kit	1	C5AZ 3B592-C
65/71	S	#HBA-all	1	
72	S	#HBA-BX (Ford pump)	1	
72	S	#HBA-CJ (Saginaw pump)	1	D2VY 3B592-A
	3593 GASKET - STEERING GEAR HOUSING END PLATE			
66/	U	.002" thick	AR	C6TZ 3593-A
		.005" thick	AR	C6TZ 3593-B
		.010" thick	AR	C6TZ 3593-C
67/70	U	.0075" thick-1 31/32" I.D.	1	C7TZ 3593-D
	3593 GASKET & SHIM KIT - STEERING GEAR HOUSING COVER			
71	L "Before 5/24/71"	Use with gear #SMC-A-consists of 1 D12R 3595-AA shim-.005 thick 1 D12R 3595-BA shim-.0075 thick 1 D12R 3595-CA shim-.010 thick 1 D12R 3595-DA shim-.093 thick 1 D12R 3593-AA gasket	1	D1FZ 3593-A
71/	L "From 5/24/71"	Use with gear #SMC-A-consists of 1 D12R 3595-AA shim-.005 thick 1 D12R 3595-BA shim-.0075 thick 1 D12R 3595-CA shim-.010 thick 1 D12R 3595-DA shim-.093 thick 1 D12R 3595-EA shim-.0024 thick 1 D12R 3593-AA gasket	1	D1FZ 3593-B
	3A594 SPRING - POWER STEERING GEAR CONTROL VALVE SPOOL			
65/70	A(P/S)	Saginaw-control valve spool	1	C5AZ 3A594-A
71/	F		1	
72	U		1	
65/67	S	Not replaced (2/75)	1	★C2SZ 3A594-A
	3E595 SHIELD - POWER STEERING SPLASH - UPPER - Improvise			
	3D596 SPRING - P/S PUMP PRESSURE PLATE			
65/	A,B,F,P,U,X	For Ford pumps	2	C5AZ 3D596-C
65/71	S	#HBA-all	2	
72	S	#HBA-BX (Ford pump)	2	
72	S	#HBA-CJ (Saginaw pump)	1	D2VY 3D596-A
	3E596 BRACKET - POWER STEERING PUMP PRESSURE & RETURN TUBE - Improvise			
	3K599 SPACER - STEERING GEAR PINION BEARING			
71/72	L "Before 1/17/72"	Use with gear #SMC-A between pinion and upper bearing	1	D1FZ 3K599-A
72	L "From 1/17/72"	Use with gear #SMC-D,E	1	D2FZ 3K599-A

Identification marking

HALPERT_AUCTIONS

HOW TO FIND STEERING WHEELS, PADS, CAPS & COVERS

To find Steering Wheel and/or Caps you must know:

YEAR, MODEL and COLOR

1. Identify Year and Model by referring to Warranty Plate Codes as shown in the General Information Section.

2. Determine color by:
   (a) Visual identification
   or
   (b) Trim code (second character of trim code generally applicable to each color)

3. Refer to listing below and find the appropriate Year and Model.

4. Match Year and Model with appropriate color and/or trim code to select desired part number.

   For example, should an Ivy Gold steering wheel and/or wheel pad be required for a 1967 Ford LTD -

   1. Refer to 1967.
   2. Read list of colors to find Ivy Gold.
   3. Read down to find A (XL and LTD).
   4. Part number shown (for wheel) is C7AZ 3600 and suffix in "Ivy Gold" column is L and Cap part number is C7AZ 3623-AF.

MODEL	PART NUMBER LESS SUFFIX	TRIM CODES, COLORS AND APPLICABLE PART NUMBER SUFFIXES														QTY.
TRIM CODES →		SECOND CHARACTER OF TRIM CODE										ALL CODES	ALL CODES	OTHER	OTHER	
COLORS →		D PARCHMENT	0 or 3 BURGUNDY	1 SILVER (GREY)	2 BLUE	4 BEIGE	5 RED	7 AQUA or TURQ.	8 IVY GOLD	9 GREEN	9 PALOMINO	BLACK	WHITE	SEE FOOTNOTE	SEE FOOTNOTE	
- A -							**1965**									
Wheel (all exc. XL & LTD)	C5AZ 3600				T	★	★	★	H●	★	★	S				1
(XL & LTD)	C5AZ 3600				★		●	★	★		M	H				1
- B -																
Wheel (with M/S)	C5OZ 3600				★		★	★	★		★	★				1
(with P/S)	C5OZ 3600				★		★	★	★		★	★				1
- F -																
Wheel (exc. GT 350) -	C5ZZ 3600				★		★				★	A	★			1
"Before 8/17/64"											★					1
"From 8/17/64"	C5ZZ 3600				●		G		★		K	F	M	N▲		1
											★					1
Cap	C5ZZ 3623													A▲		1
Wheel (GT 350)	S2MS 3A600													★■		1
Pad	S2MS 3623													★		1
- S -																
Wheel	C5SZ 3600	★	★	★	★	★	★	★	★		★	★	★	★		1
Cap	C5SZ 3623	★		★		★		★			★	★	J			1
	C6SZ 3623		C		A		F		★							1
- X -																
Wheel - (all exc. 54D, 62D) - w/convenience pkg.	C5DZ 3600				★		★	F	★		★	★				1
	C7TZ 3600											E				1
Wheel - (54D, 62D) - with convenience pkg.	C5DZ 3600				★		★									1
	C7TZ 3600											E				1

● Use Black ▲ Simulated wood grain ■ Wood

May, 1975 COPYRIGHT © 1975 — FORD MOTOR COMPANY — DEARBORN, MICHIGAN

FINAL ISSUE

HALPERT_AUCTIONS

3600 WHEEL ASSY. - STEERING - continued

MODEL	PART NUMBER LESS SUFFIX	TRIM CODES, COLORS AND APPLICABLE PART NUMBER SUFFIXES														QTY.
TRIM CODES →		SECOND CHARACTER OF TRIM CODE										ALL CODES	ALL CODES	ALL CODES	OTHER	
COLORS →		_0 or 3 BURGUNDY	_1 SILVER (GREY)	_2 BLUE	_4 EMBERGLO	_5 RED	_7 AQUA	_8 IVY GOLD	_9 PALOMINO	_G GREEN		BLACK	PARCHMENT	WHITE	SEE FOOTNOTE	
- A -	**1966**															
Wheel-2 spoke																
(all exc. XL & LTD)	C5AZ 3600			T				U	★	★		S	★			1
	C6AZ 3600		★		★	★	★									1
(XL & LTD)	C5AZ 3600			●				★	M			H				1
	C6AZ 3600	★	★		★	★	★									1
Wheel-3 spoke	C5ZZ 3600														N▲	1
Cap	C6AZ 3623														★	1
- B -																
Wheel																
Solid color	C6OZ 3600			★	★	F	★	★				★	★			1
Two-tone color	C6OZ 3600			★	★	★	★	★	★			★	★			1
Woodgrain	C5ZZ 3600														N▲	1
Cap-Woodgrain	C6OZ 3623														★	1
- F -																
Wheel-3 spoke(exc. GT350)	C5ZZ 3600											F			N▲	1
	C6ZZ 3600			A		C	B						D			1
Cap (includes emblem & trim ring)	C5ZZ 3623														A▲	1
Cap	S2MS 3623														★■	1
Wheel (GT 350)	⊕S2MS 3A600														★■	1
- S -																
Wheel (w/o speed control)																
	C5SZ 3600		F									A	M	J	★	1
	C6SZ 3600	★		★	★	★	★	★								1
Cap	C5SZ 3623		★				★					★	★	J		1
	C6SZ 3623	★		A	★	★		★								1
Wheel (with speed control)																
"Before 2/15/66"	C6SZ 3600	★	★	★	★	★	★	★				★	★	★		1
"From 2/15/66"	C6SZ 3600	★	★	★	★	★	★	★				★	★	★		1
Cover-front	C6SZ 3D752	★	★	★	★	★	★	★				★	★	★		1
Cover-rear	C6SZ 3D752	★	★	★	★	★	★	★				★	★	★		1
Horn ring pad	C6SZ 13A818	H	K	C	L	D	J	F				B	E	G		1
- U -																
U	C7TZ 3600											E				1
- X -																
X	C6OZ 3600			B	G	F	E	C				A	D			1

MODEL	PART NUMBER LESS SUFFIX	TRIM CODES, COLORS AND APPLICABLE PART NUMBER SUFFIXES													QTY.
TRIM CODES →		SECOND CHARACTER OF TRIM CODE								ALL CODES	ALL CODES	ALL CODES	OTHER	OTHER	
COLORS →		_B or 2 BLUE	_D RED	_D BURGUNDY	_E BEIGE	_F SADDLE	_G IVY GOLD	_K AQUA	_L SILVER (GREY)	BLACK	PARCHMENT	WHITE	SEE FOOTNOTE	SEE FOOTNOTE	
- A -	**1967**														
Wheel -2 spoke															
(all exc. XL & LTD)	C7AZ 3600	★	★			★	★	A	★	D	★				1
Cap	C7AZ 3623	AD	AC			AA	★	AG	★	AB	AE				1
Wheel-2 spoke															
(XL & LTD)	C7AZ 3600	K	★			★	L	★	★	J	M				1
Cap (includes emblem and trim ring)	C7AZ 3623	AD	●			AA	★	AG	AS	AB	AE				1
Wheel -3 spoke	‡C7AZ 3600													★	1
	‡C7OZ 3600													AJ*	1
Cap (includes emblem and trim ring)	C7AZ 3623	★	★			★	★	★		T	★				1
- B -															
Wheel(exc.63C,D,76C,D) 2 spoke	C7OZ 3600	U	●				★	★		Y	Z				1
Cap	C7OZ 3623	U	●			★	●	●		★	★				1

■ Wood ▲ Simulated woodgrain • Use black * Simulated wood grain w/horn button

‡ See Tech. Service Bulletin #94, Article #1429 ⊕ Cap (3623) not required - used with horn button (13805)

HALPERT_AUCTIONS

3600 WHEEL ASSY. - STEERING - continued

MODEL	PART NUMBER LESS SUFFIX	TRIM CODES, COLORS AND APPLICABLE PART NUMBER SUFFIXES													QTY.
TRIM CODES →		SECOND CHARACTER OF TRIM CODE								ALL CODES	ALL CODES	ALL CODES	OTHER	OTHER	
COLORS →		_B or 2 BLUE	_D RED	_D BURGUNDY	_E BEIGE	_F SADDLE	_G IVY GOLD	_K AQUA	_L SILVER (GREY)	BLACK	PARCHMENT	WHITE	SEE FOOTNOTE	SEE FOOTNOTE	
- B -		1967 - continued													
Wheel (63C, D, 76C, D) 2 spoke	C7OZ 3600	★	★			★	★	★		AF	★				1
Cap-2 spoke	C7OZ 3623	U	●			★	●	●		★	★				1
Wheel-3 spoke	‡ C7OZ 3600														
Cap (includes emblem and trim ring	C7OZ 3623	★	★			A	★	★		B	★			AJ*	1 1
- F -															
Wheel (exc. GT 350/500)															
Solid color	C7ZZ 3600	L	J			P	K	H		M	N				1
Cap-solid color	C7ZZ 3623	B	C			D	E	F		A	G				1
Woodgrain	‡ C7OZ 3600														
Cap-Woodgrain	C7ZZ 3623	★	★			★	★	★		H	★			AJ*	1 1
Wheel (GT 350/500) includes horn button	S7MS 3600													★■	1
Emblem (horn button)	S7MS 3624													★	1
- S -															
Wheel (w/o speed control)															
Solid colors	C7SZ 3600	★	●			★	●	★		F	★				1
Woodgrain	C7SZ 3600	★	★				★	★	★	★	★				1
Cap	C7SZ 3623	E	★			★	★	★	★	B	★				1
Wheel (with speed control)	C7SZ 3600	★	★	★		★	★	★	★	★	★				1
Pad	Refer to Group 13A907														
Cover	C7SZ 3D752	★	★	★		★	★	★	★	★	★				2
- U -															
Wheel	C7TZ 3600									E					1
- X -															
Wheel	C7OZ 3600	U	●				V	W		Y	Z				1
Cap	C7OZ 3623	U	●				●	●		★	★				1

MODEL	PART NUMBER LESS SUFFIX	TRIM CODES, COLORS AND APPLICABLE PART NUMBER SUFFIXES													QTY.
TRIM CODES →		SECOND CHARACTER OF TRIM CODE									ALL CODES	ALL CODES	ALL CODES	OTHER	
COLORS →		_B BLUE	_D RED	_E BEIGE	_F SADDLE	_G IVY GOLD	_K AQUA	_L SILVER (GREY)	_P GREY	_Y NUGGET GOLD	BLACK	PARCHMENT	WHITE	SEE FOOTNOTE	
- A -		1968													
Wheel	C8AZ 3600	A2B	A2D			A2G	★			★	A1A	★			1
Cap	C8AZ 3623	A2B	A2D			A2G	A2K			★	A1A	★			1
Cover (exc. XL & LTD)	C8AZ 3D752	★	★			★	★			★	F1A	★			1
Cover (XL & LTD)	C8AZ 3D752													B▲	1
- B -															
Wheel	C8AZ 3600	A1B◊	A2D			A1G	A1K			A5G	A1A	A1U			1
	C8AZ 3600	A2B♦													1
Cap-solid colors	C8AZ 3623	A1B◊	A2D			A1G	A1K			A5G	A1A	A2U			1
	C8AZ 3623	A2B♦													1
Cover-solid colors	C8AZ 3D752	★	F2D			★	★			★	F1A	★			1
Cover-Woodgrain	C8OZ 3D752													A▲	1
- F -															
Wheel-solid colors	C8AZ 3600	A1B	A2D		★	A1G	A1K			A5G	A1A	A1U			1
-Woodgrain & colors	C8MY 3600	★	A2D		★	★	★			★	A1A	★			1
Cap	C8AZ 3623	A1B	A2D		★	A1G	A1K			A5G	A1A	A2U			1
Cover (exc. GT 350/500)	C8ZZ 3D752	★	★		★	★	★			★	★	★		G▲	1
(GT 350/500)	S8MS 3D752													A	1

‡ See Tech. Service Bulletin #94, Article #1429 * Simulated woodgrain w/horn button ◊ Medium ♦ Dark
■ Wood ● Use black ▲ Simulated woodgrain

COPYRIGHT © 1975 — FORD MOTOR COMPANY — DEARBORN, MICHIGAN

FINAL ISSUE

HALPERT_AUCTIONS

3600 WHEEL ASSY. - STEERING - continued

MODEL	PART NUMBER LESS SUFFIX	TRIM CODES, COLORS AND APPLICABLE PART NUMBER SUFFIXES													QTY.
TRIM CODES →		SECOND CHARACTER OF TRIM CODE									ALL CODES	ALL CODES	ALL CODES	OTHER	
		—B	—D	—E	—F	—G	—K	—L	—P	—Y					
COLORS →		BLUE	RED	BEIGE	SADDLE	IVY GOLD	AQUA	SILVER (GREY)	GREY	NUGGET GOLD	BLACK	PARCHMENT	WHITE	SEE FOOTNOTE	
- S -						**1968 - continued**									
Wheel (w/o speed control)															
Solid colors	C8AZ 3600	A2B	A2D		★	A2G	★			★	A1A				1
Woodgrain & colors															
Before 11/20/67	C8SZ 3600	★	★							★	★				1
From 11/20/67	C8MY 3600	★	★		★	A2G	★				A1A				1
Cap	C8AZ 3623	A2B	A2D		★	A2G	★			★	A1A				1
Cover-Woodgrain	C8SZ 3D752	★	★		★	★	★			★	★				1
Wheel (with speed control)															
Solid colors	C8SZ 3600	★	★		★	★	★			★	★				1
Woodgrain & colors	C8SZ 3600	★	★		★	★	★			★	★				1
Cap	C8SZ 3623	★	★							★	★				1
Cover-Woodgrain	C8SZ 3D752	★	★		★	★	★			★	★				1
- U -															
Wheel	C7TZ 3600										E				1
- X -															
Wheel	C8AZ 3600	A1B	A2D			A1G					A1A	A1U			1
Cap	C8AZ 3623	A1B	A2D			A1G					A1A	A2U			1
Cover	C8AZ 3D752	★	F2D			★					F1A	★			1
- A -						**1969**									
Wheel (w/o speed control)															
2 spoke	C8AZ 3600	A2B♦	A2D			A2G					A1A				1
	C9AZ 3600	E3B◊					E3K			E4Y					1
Cap-solid colors	C9AZ 3623	E3B◊	E4D			E4G	★			D4Y	D5A				1
	C9AZ 3623	E4B♦													1
Cap-Woodgrain	C9AZ 3623	D3B◊	D4D			D4G	D3K			D4Y	D5A				1
	C9AZ 3623	D4B♦													1
Cover (emblem)	Refer to Group 3649														
Wheel (with speed control)															
2 spoke	C9SZ 3600	A3B◊	A4D			A4G	A3K			A4Y	A5A				1
	C9SZ 3600	A4B♦													1
Cap	C9SZ 3623	E3B◊	E4D			E4G	★			E4Y	E5A				1
	C9SZ 3623	E4B♦													1
Cover	C9AZ 3D752	A	A			A	A			A	A				1
Wheel-3 spoke (rim blow)- NOTE 1	C9AZ 3600	B3B◊	B4D			B4G	★			B4Y	B5A				1
	C9AZ 3600	B4B♦													1
Cap	C9AZ 3623	C3B◊	★			C4G	C3K			C4Y	C5A				1
	C9AZ 3623	C4B♦													1
Cover	C9AZ 3D752	C3B◊	★			C4G	C3K			C4Y	C5A				1
	C9AZ 3D752	C4B♦													1
- B -															
Wheel-2 spoke	C9AZ 3600	E3B◊					E3K			E3Y					1
	C8AZ 3600	A2B♦	A2D			A2G					A1A				1
Cap-solid colors	C9AZ 3623	E3B◊	E4D			E4G	E3K			E3Y	E5A				1
	C8AZ 3623	A2B♦													1
Cap-Woodgrain	C9AZ 3623	D3B◊	D4D			D4G	D3K			D4Y	D5A				1
	C9AZ 3623	D4B♦													1
Cover	Refer to Group 3649														
Wheel-3 spoke (rim blow)- NOTE 1	C9AZ 3600	B3B◊	B4D			B4G	★			★	B5A				1
	C9AZ 3600	B4B♦													1
Cap	C9AZ 3623	C3B◊	C4D			C4G	C3K			C3Y	C5A				1
	C9AZ 3623	C4B♦													1
Cover	C9AZ 3D752	C3B◊	C4D			C4G	C3K			C3Y	C5A				1
	C9AZ 3D752	C4B♦													1
- F -															
Wheel-2 spoke	C9AZ 3600	E3B								E4Y					1
	C8AZ 3600		A2D			A2G					A1A				1
Cap	C9AZ 3623	E3B	E4D			E4G				E4Y	E5A				1
Cover	Refer to Group 3649														

◊ Medium ♦ Dark ▲ Simulated Woodgrain

NOTE 1 - Wheel assy. is woodgrain toward driver & color coded toward instrument panel

HALPERT_AUCTIONS

3600 WHEEL ASSY. - STEERING - continued

MODEL	PART NUMBER LESS SUFFIX	TRIM CODES, COLORS AND APPLICABLE PART NUMBER SUFFIXES														QTY.
TRIM CODES →		SECOND CHARACTER OF TRIM CODE										ALL CODES	ALL CODES	ALL CODES	OTHER	
COLORS →		—B BLUE	—D RED	—E BEIGE	—F SADDLE	—G IVY GOLD	—K AQUA	—L SILVER (GREY)	—P GREY	—Y NUGGET GOLD		BLACK	PARCHMENT	WHITE	SEE FOOTNOTE	
- F -		**1969 - continued**														
Wheel-3 spoke (rim blow)-NOTE 1	C9AZ 3600	B3B	B4D			B4G				B4Y		B5A				1
Cap	C9AZ 3623	C3B	C4D			C4G				★		C5A				1
Cover	C9ZZ 3D752	★	★			B4G				B4Y		♦B5A				1
- S -																
Wheel (w/o speed control)																
Solid colors	C8AZ 3600	A2B	A2D			A2G						A1A				1
	C9AZ 3600									E4Y						1
Cap	C9AZ 3623	D4B	D4D			D4G				D4Y		D5A				1
Emblem		Refer to Group 3649														1
Wheel (w/o speed control)-NOTE 1	C8MY 3600	★	★			A2G						A1A				1
	C9MY 3600									E4Y						1
Cap	C9MY 3623	★	★			B4G				B4Y		B5A				1
Cap (emblem)	C9SZ 3D752	★	★			★				★		★				1
Wheel (with speed control)-NOTE 1	C9SZ 3600	★	★			★				★		★				1
Cap	C8SZ 3623					A4G										1
	C9SZ 3623	★	★							E4Y		★				1
Cap (emblem)	C9SZ 3D752	B	B			B				B		B				1
- U -																
Wheel	C7TZ 3600											E				1
- X -																
Wheel-2 spoke	C8AZ 3600	A2B	A2D									A1A				1
	C9AZ 3600									E4Y						1
Cap	C9AZ 3623	E4B	E4D							E4Y		E5A				1

MODEL	PART NUMBER LESS SUFFIX	TRIM CODES, COLORS and APPLICABLE PART NUMBER SUFFIXES													QTY.
TRIM CODES →		SECOND CHARACTER of TRIM CODE									ALL CODES	ALL CODES	ALL CODES	OTHER	
COLORS →		—B BLUE	—D RED	—E VERMILION	—F GINGER	—G IVY GREEN	—K AQUA	—P GREY	—Y NUGGET GOLD	—Z TOBACCO	BLACK	PARCHMENT	WHITE	SEE FOOTNOTE	
- A -		**1970**													
Wheel-2 spoke (w/o speed control)	D0AZ 3600	B	C			H	E		G			•	•		1
	D2AZ 3600				N						K				1
Pad assy.	D0AZ 3623	N	U		R	P	T		V		S	•	•		1
Cover & horn ring		Refer to Group 13A805													
Emblem		Refer to Group 3649													
Wheel-2 spoke (w/ speed control)-rim blow, NOTE 1	D0AZ 3600								AF				•		1
	D2AZ 3600				AE	AG	AD								1
	D3AZ 3600	H	J								G				1
Pad assy.	D0AZ 3623				AC	AB	AE		AG		AD		•		1
	D3AZ 3623	BA	BF												1
Cover (includes emblem)	D0AZ 3D752	A	A		A	A	A		A		A		•		1
Wheel-3 spoke-rim blow, NOTE 1	D0AZ 3600	L	M		R	V	P		T				•		1
	D2AZ 3600										BA				1
Pad assy.	D0AZ 3623	B	H		E	D	G		J				•		1
	D3AZ 3623										AF				1
Cover (includes emblem)	D0AZ 3D752	G	E		B	H	D		F		C		•		1
- B -															
Wheel - 2 spoke	D0AZ 3600	B	C			H			G				•		1
	D2AZ 3600				N						K				1
Pad assy.	D0AZ 3623	N	U		R	P			V		S		•		1
Cover & horn ring		Refer to Group 13A805													
Emblem		Refer to Group 3649													

◊ Medium ♦ Dark • Use black

♦ For Shelby Cobra, substitute existing Mustang emblem with C9ZZ 3649-B Shelby Cobra emblem & improvise mounting to cover assy.

NOTE 1 - Wheel assy. is woodgrain toward driver & color coded toward instrument panel

May, 1975

COPYRIGHT © 1975 — FORD MOTOR COMPANY — DEARBORN, MICHIGAN

FINAL ISSUE

3600 WHEEL ASSY. - STEERING - continued

MODEL	PART NUMBER LESS SUFFIX	TRIM CODES, COLORS and APPLICABLE PART NUMBER SUFFIXES														QTY.
		SECOND CHARACTER of TRIM CODE										ALL CODES	ALL CODES	ALL CODES	OTHER	
		B	D	E	F	G	K	P	Y	Z						
		BLUE	RED	VERMILION	GINGER	IVY GREEN	AQUA	GREY	NUGGET GOLD	TOBACCO		BLACK	PARCHMENT	WHITE	SEE FOOTNOTE	
- B -		**1970 - continued**														
Wheel-3 spoke-rim blow, NOTE 1	D0AZ 3600		L	M		R	V			T				•		1
	D2AZ 3600											BA				1
Pad assy.	$D0AZ 3623		B	H		E	D			J				•		1
	$D3AZ 3623											AF				1
Pad assy.	*D0OZ 3623		A	E		C	B			F				•		1
	*D3OZ 3623											A				1
Cover (includes emblem)	$D0AZ 3D752		G	E		B	H			F		C		•		1
Cover (serviced in 3623 pad assy.)	* 3D752															
Emblem	* 3649	Refer to Group 3649														
- F -																
Wheel-2 spoke	D0AZ 3600		B		•		H							•		1
	D2AZ 3600					N						K				1
Pad assy.	D0AZ 3623		N		•	R	P					S		•		1
Cover & horn ring		Refer to Group 13A805														
Emblem		Refer to Group 3649														
Wheel-3 spoke (exc. Shelby Cobra) - NOTE 1	D0AZ 3600		L		•	R	V					K		•		1
	D3ZZ 3623					D						E				1
Pad assy.	D0ZZ 3623		A		•		B							•		1
Emblem		Refer to Group 3649														
Wheel-3 spoke (Shelby Cobra) - NOTE 1	C9AZ 3600											B5A				1
Cap	C9AZ 3623											C5A				1
Cover	C9ZZ 3D752											♦B5A				1
- P -																
Wheel-2 spoke - without locking column	C8AZ 3600											A1A				1
	C9AZ 3600		E3B						E3K		E3Y					1
	D0DZ 3600			A												1
Cap-solid colors	C9AZ 3623		E3B						E3K		E3Y	E5A				1
	D0DZ 3623			B												1
Cap-Woodgrain	C9AZ 3623		D3B						D3K		D3Y	D5A				1
	D0DZ 3623			A												1
Wheel-2 spoke-with locking column	D0AZ 3600		B	C					E		G					1
	D2AZ 3600											K				1
Pad assy.	D0AZ 3623		N	U					T		V	S				1
Cover & horn ring		Refer to Group 13A805														
Emblem		Refer to Group 3649														
Wheel-3 spoke-rim blow, w/o locking column, NOTE 1	C9AZ 3600		B3B						B3K		B3Y	B5A				1
	D0AZ 3600			M												1
Cap	C9AZ 3623		C3B						C3K		C3Y	C5A				1
	D0AZ 3623			H												1
Cover	C9AZ 3D752		C3B						C3K		C3Y	C5A				1
	D0AZ 3D752			E												1
Wheel-3 spoke-rim blow, with locking column, NOTE 1	D0AZ 3600		L	M					P		T					1
	D2AZ 3600											BA				1
Pad assy.	D0AZ 3623		B	H					G		J					1
Pad assy.	%D3AZ 3623											AF				1
Pad assy.	‡D0OZ 3623											D				1
Cover (includes emblem)	D0AZ 3D752		G	E					D		F	C				1

• Use Black $ "Before 1/5/70" * "From 1/5/70" % Before 2/2/70" ‡ "From 2/2/70"

♦ For Shelby Cobra, substitute existing Mustang emblem with C9ZZ 3649-B Shelby Cobra emblem & improvise mounting to cover assy.

NOTE 1 - Wheel assy. is woodgrain toward driver & color coded toward instrument panel

HALPERT_AUCTIONS

3600 WHEEL ASSY. - STEERING - continued

MODEL	PART NUMBER LESS SUFFIX	TRIM CODES, COLORS and APPLICABLE PART NUMBER SUFFIXES														QTY.
TRIM CODES →		SECOND CHARACTER of TRIM CODE									ALL CODES	ALL CODES	ALL CODES	OTHER		
		B	D	E	F	G	K	P	Y	Z						
COLORS →		BLUE	RED	VERMILION	GINGER	IVY GREEN	AQUA	GREY	NUGGET GOLD	TOBACCO	BLACK	PARCHMENT	WHITE	SEE FOOTNOTE		
- S -		**1970 - continued**														
Wheel-2 spoke (w/o speed control)	D0AZ 3600		J				Y									1
	D2AZ 3600										K					1
Pad assy.	D0AZ 3623		W				Y				S					1
Cover & horn ring		Refer to Group 13A805														
Emblem		Refer to Group 3649														
Wheel-2 spoke (w/speed control)-rim blow, NOTE 1	D0AZ 3600		AJ						AF				•			1
	D3AZ 3600			J							G					1
	D2AZ 3600				AE	AG				AK						1
Pad assy.	D0AZ 3623		AH		AC	AJ			AG	AK	AD		•			1
	D3AZ 3623			BF												1
Cover (includes emblem)	D0SZ 3D752		A	A	A	A			A	A	A		A			1
Wheel-3 spoke-rim blow, NOTE 1	D0AZ 3600		W	M	R	U			T	N			•			1
	D2AZ 3600										BA					1
Pad assy.	D0AZ 3623			H	E	L			J	A			•			1
	D3AZ 3623		AK								AF					1
Cover (includes emblem)	D0SZ 3D752		C	E	B	G			F	H	D		•			1
- U -																
Wheel	C7TZ 3600										E					1
- X -																
Wheel-2 spoke	C8AZ 3600		A2B	A2D							A1A					1
	C9AZ 3600								E4Y							1
Pad assy.	C9AZ 3623		E4B	E4D					E4Y		E5A					1

MODEL	PART NUMBER LESS SUFFIX	TRIM CODES, COLORS and APPLICABLE PART NUMBER SUFFIXES													QTY.
TRIM CODES →		SECOND CHARACTER of TRIM CODE									ALL CODES	ALL CODES	ALL CODES	OTHER	
		B	D	E	F	K	P	R	Y	Z					
COLORS →		BLUE	RED	VERMILION	GINGER	AQUA	GREY	GREEN	GREY GOLD	TOBACCO	BLACK	PARCHMENT	WHITE	SEE FOOTNOTE	
- A -		**1971**													
Wheel-2 spoke (w/o speed control)	D0AZ 3600	B	C									•	•		1
	D1AZ 3600							A	C						1
	D2AZ 3600				N						K				1
Pad assy.	D0AZ 3623	N	U		R						S	•	•		1
	D1AZ 3623							D	F						1
Cover & horn ring		Refer to Group 13A805													
Emblem		Refer to Group 3649													
Wheel-2 spoke (with speed control)-rim blow, NOTE 1	D0AZ 3600	AB										•	•		1
	D3AZ 3600		J					M			G				1
	D2AZ 3600				AE				AN						1
Pad assy.	D0AZ 3623				AC						AD	•	•		1
	D3AZ 3623	BA	BF					BL	BN						1
Cover (includes emblem)	D1AZ 3D752	A	A		A			A	A		A	A	A		1
Wheel-3 spoke-rim blow, NOTE 1	D0AZ 3600	L	M		R							•	•		1
	D1AZ 3600							D	F						1
	D2AZ 3600										BA				1
Pad assy.	D0AZ 3623	B	H		E							•	•		1
	D3AZ 3623										AF				1
	D1AZ 3623							A	C						1
Cover (includes emblem)	D0AZ 3D752	G	E		B						C	•	•		1
	D1AZ 3D752							B	C						1

• Use Black

NOTE 1 - Wheel assy. is woodgrain toward driver & color coded toward instrument panel

May, 1975

COPYRIGHT © 1975 — FORD MOTOR COMPANY — DEARBORN, MICHIGAN

FINAL ISSUE

HALPERT_AUCTIONS

3600 WHEEL ASSY. - STEERING - continued

MODEL	PART NUMBER LESS SUFFIX	TRIM CODES, COLORS and APPLICABLE PART NUMBER SUFFIXES													QTY.
		SECOND CHARACTER of TRIM CODE									ALL CODES	ALL CODES	ALL CODES	OTHER	
TRIM CODES →		B	D	E	F	K	P	R	Y	Z					
COLORS →		BLUE	RED	VERMILION	GINGER	AQUA	GREY	GREEN	GREY GOLD	TOBACCO	BLACK	PARCHMENT	WHITE	SEE FOOT NOTE	
- B -		**1971 - continued**													
Wheel-2 spoke	D0AZ 3600	B		•									•		1
	D1AZ 3600							A	C						1
	D2AZ 3600				N						K				1
Pad assy.	D0AZ 3623	N		•	R						S		•		1
	D1AZ 3623							D	F						1
Cover & horn ring		Refer to Group 13A805													
Emblem		Refer to Group 3649													
Wheel-3 spoke-rim blow, NOTE 1	D0AZ 3600	L		•	R								•		1
	D1AZ 3600							D	F						1
	D2AZ 3600										BA				1
Pad assy.	D0OZ 3623	A		•	C								•		1
	D3OZ 3623										A				1
	D1OZ 3623							A	B						1
Emblem		Refer to Group 3649													
- F -															
Wheel-2 spoke-standard-(with horn button)	D1FZ 3600	•		•	•			•			E		•		1
Horn button		Refer to Group 13A805													
Wheel-2 spoke-deluxe-(with horn bars)	D0AZ 3600	B		•									•		1
	D2AZ 3600				N						K				1
	D1AZ 3600							A							1
Pad assy.	D0AZ 3623	N		•	R						S		•		1
	D1AZ 3623							D							1
Cover & horn ring		Refer to Group 13A805													
Emblem		Refer to Group 3649													
Wheel-3 spoke-rim blow, NOTE 1	D0AZ 3600	L		•	R								•		1
	D1AZ 3600							D							1
	D2AZ 3600										BA				1
Pad assy.	D0ZZ 3623	A											•		1
	D3ZZ 3623			•	D						E				1
	D1ZZ 3623							A							1
Emblem		Refer to Group 3649													
- L -															
Wheel-2 spoke-standard-(with horn button)	D2FZ 3600	•						S			R				1
Horn button		Refer to Group 13A805													
Wheel-2 spoke-deluxe-(with horn bars)	D0AZ 3600	•													1
	D2AZ 3600				N						K				1
	D1AZ 3600							A							1
Pad assy.	D0AZ 3623	•			R						S				1
	D1AZ 3623							D							1
Cover & horn ring		Refer to Group 13A805													
Emblem		Refer to Goup 3649													
- P -															
Wheel-2 spoke-standard-(with horn button)	D1FZ 3600	•		•					G						1
	D2FZ 3600										R				1
Horn button		Refer to Group 13A805													
Wheel-2 spoke-deluxe-(with horn bars)	D0AZ 3600	B		•											1
	D2AZ 3600										K				1
	D1AZ 3600								C						1
Pad assy.	D0AZ 3623	N		•							S				1
	D1AZ 3623								F						1
Cover & horn ring		Refer to Group 13A805													
Emblem		Refer to Group 3649													

o Use Black NOTE 1 - Wheel assy. is woodgrain toward driver & color coded toward instrument panel

HALPERT_AUCTIONS

3600 WHEEL ASSY. - STEERING - continued

MODEL	PART NUMBER LESS SUFFIX	TRIM CODES, COLORS and APPLICABLE PART NUMBER SUFFIXES													QTY.
TRIM CODES →		SECOND CHARACTER of TRIM CODE									ALL CODES	ALL CODES	ALL CODES	OTHER	
		_B	_D	_E	_F	_K	_P	_R	_Y	_Z					
COLORS →		BLUE	RED	VER-MIL-ION	GIN-GER	AQUA	GREY	GREEN	GREY GOLD	TOB-ACCO	BLACK	PARCH-MENT	WHITE	SEE FOOT NOTE	
- S -		**1971 - continued**													
Wheel-2 spoke(w/o speed control)	D0AZ 3600	◊B											•		1
		♦J													1
	D1AZ 3600							B							1
	D2AZ 3600										K				1
Pad assy.	D0AZ 3623	◊N									S		•		1
		♦W													1
	D1AZ 3623							E							1
Cover & horn ring		Refer to Group 13A805													
Emblem		Refer to Group 3649													
Wheel-2 spoke (with speed control) -rim blow, NOTE 1	D0AZ 3600												•		1
	D3AZ 3600	L	J					N			G				1
	D2AZ 3600				AE				AN	AK					1
Pad assy.	D0AZ 3623	AH			AC					AK	AD		•		1
	D3AZ 3623		BF					BM	BN						1
Cover(includes emblem)	D0SZ 3D752	A	A		A			A	A	A	A		A		1
Wheel-3 spoke-rim blow, NOTE 1	D0AZ 3600	W	M		R					N					1
	D1AZ 3600							E	F						1
	D2AZ 3600										BA				1
Pad assy.	D0AZ 3623		H		E					A					1
	D1AZ 3623								C						1
	D3AZ 3623	AK						AN			AF				1
Cover(includes emblem)	D0SZ 3D752	C	E		B					H	D				1
	D1SZ 3D752							A	B						1
- U -															
Wheel	C7TZ 3600										E				1

MODEL	PART NUMBER LESS SUFFIX	TRIM CODES, COLORS and APPLICABLE PART NUMBER SUFFIXES													QTY.
TRIM CODES →		SECOND CHARACTER of TRIM CODE									ALL CODES	ALL CODES	ALL CODES	OTHER	OTHER	
		_B or L	_D or N	_E	_F	_H	_R or 5	_Y or 8	_Z or 9						
COLORS →		BLUE	RED	VER-MIL-ION	GIN-GER	CRAN-BERRY	GREEN	GREY GOLD	TOB-ACCO	BLACK	BEIGE	WHITE	SEE FOOT-NOTE	SEE FOOT NOTE	
- A -		**1972**													
Wheel-2 spoke(w/o speed control)	◊D0AZ 3600	B	C									•			1
	◊D2AZ 3600				▲				A	K					1
	◊D1AZ 3600						A	C							1
	♦D2AZ 3600	L	M		▲		P	R	S	K		•			1
Pad assy.	⊟D0AZ 3623	N	U							S		•			1
	⊟D1AZ 3623						D								1
	D1AZ 3623							F							1
	⊟D2AZ 3623				▲				A						1
	■D3AZ 3623	B	G		▲		L		P	E		•			1
Cover & horn pad		Refer to Group 13A805													
Emblem		Refer to Group 3649													
Wheel-2 spoke(with speed control)-rim blow, NOTE 1	◊D0AZ 3600	AB													1
	D2AZ 3600							AN							1
	D3AZ 3600	H	J		▲		M		R	G		•			1
Pad assy.	⊟D0AZ 3623									AD		•			1
	■D3AZ 3623				▲		BL		BR	BD		•			1
	D3AZ 3623	BA	BF				BL	BN							1
Cover(includes emblem)	D3AZ 3D752	A	A		A		A	A		A		A			1

• Use Black ♦ Dark ◊ Medium NOTE 1-Wheel assy. is woodgrain toward driver & color coded toward instrument panel

⊟ "Before 5/1/72" ■ " From 5/1/72" ◊ "Before 6/23/72" ♦ "From 6/23/72"

May, 1975

COPYRIGHT © 1975 — FORD MOTOR COMPANY — DEARBORN, MICHIGAN

FINAL ISSUE

3600 WHEEL ASSY. - STEERING - continued

MODEL	PART NUMBER LESS SUFFIX	TRIM CODES, COLORS and APPLICABLE PART NUMBER SUFFIXES													QTY.
TRIM CODES →		SECOND CHARACTER of TRIM CODE								ALL CODES	ALL CODES	ALL CODES	OTHER	OTHER	
		_B or L	_D or N	___E	___F	___H	_R or 5	_Y or 8	_Z or 9						
COLORS →		BLUE	RED	VERMILION	GINGER	CRANBERRY	GREEN	GREY GOLD	TOBACCO	BLACK	BEIGE	WHITE	SEE FOOTNOTE	SEE FOOT NOTE	
- A -		**1972 - continued**													
Wheel-3 spoke-rim blow, NOTE 1	◊D0AZ 3600	L	M									•			1
	◊D2AZ 3600				▲				C						1
	◊D1AZ 3600						D	F							1
	♦D2AZ 3600	BB	BC		▲		BF	BH	BK	BA		•			1
Pad assy.	⊟D0AZ 3623	B	H							F		•			1
	⊟D1AZ 3623						A	C							1
	⊟D2AZ 3623				▲				C						
	■D3AZ 3623	AB	AH		▲		AM	AP	AS	AF		•			1
Cover (includes emblem)	⊟D0AZ 3D752	G	E									•			1
	⊟D1AZ 3D752						B	C							1
	⊟D2AZ 3D752				▲				B						1
	⊟D3AZ 3D752									C					1
	■D3AZ 3D752	G	E		▲		J	K	L	C		•			1
- B -															
Wheel-2 spoke	◊D0AZ 3600	•		•	•		•	•	•			•			1
	◊D2AZ 3600									K					1
	♦D2AZ 3600	•		•	•		•	•	•	K		•			1
Pad assy.	⊟D0AZ 3623	•		•	•		•	•	•	S		•			1
	■D3AZ 3623	•		•	•		•	•	•	E		•			1
Cover & horn pad		Refer to Group 13A805													
Emblem		Refer to Group 3649													
Wheel-3 spoke-rim blow, NOTE 1	◊D0AZ 3600	•		•	•		•	•	•	K		•			1
	♦D2AZ 3600	•		•	•		•	•	•	BA		•			1
Pad assy.	D3OZ 3623	•		•	•		•	•	•	A		•			1
	■D3OZ 3623	•		•	•		•	•	•	A		•			1
Emblem		Refer to Group 3649													
- F -															
Wheel-2 spoke-standard-(with horn button)	D2FZ 3600	•		•	•		•			R		•			1
	♦D2FZ 3600	•		•	•		•			R		•			1
Horn button		Refer to Group 13A805													
Wheel-2 spoke-deluxe-(with horn bars)	◊D0AZ 3600	B		•	F							•			1
	◊D1AZ 3600						A								1
	◊D2AZ 3600									K					1
	♦D2AZ 3600	L		•	N		P			K		•			1
Pad assy.	⊟D0AZ 3623	N		•	R					S		•			1
	⊟D1AZ 3623						D								1
	■D3AZ 3623	B		•	D		L			E		•			1
Cover & horn pad		Refer to Group 13A805													
Emblem		Refer to Group 3649													
Wheel-3 spoke-rim blow, NOTE 1	◊D0AZ 3600	L		•	R							•			1
	◊D1AZ 3600						D								1
	♦D2AZ 3600	BB		•	BD		BF			BA		•			1
Pad assy.	D0ZZ 3623	⊟A													1
	D1ZZ 3623						⊟A								1
	D3ZZ 3623	■B		•	D		■A			E		•			1
- L -															
Wheel-2 spoke-standard-(with horn button)	⊟D2FZ 3600	D			E						F				1
	■D2FZ 3600	T			U		S			R	V				1
Horn button		Refer to Group 13A805													
Wheel-2 spoke-leather covered rim-(with horn button)	■D2FZ 3600	N			K						P		$J	ΔL	1
	■D3FZ 3600						K			B					
Horn button		Refer to Group 13A805													

• Use Black NOTE 1 - Wheel assy. is wood grain toward driver & color coded toward instrument panel
⊟ "Before 5/1/72" ■ "From 5/1/72" ◊ "Before 6/23/72" ♦ "From 6/23/72" ▲ Use Tobacco
$ Orange Δ Avocado

HALPERT_AUCTIONS

3600 WHEEL ASSY. - STEERING - continued

MODEL	PART NUMBER LESS SUFFIX	TRIM CODES, COLORS and APPLICABLE PART NUMBER SUFFIXES													QTY.
TRIM CODES →		SECOND CHARACTER of TRIM CODE								ALL CODES	ALL CODES	ALL CODES	OTHER	OTHER	
		B or L	D or N	E	F	H	R or 5	Y or 8	Z or 9						
COLORS →		BLUE	RED	VERMILION	GINGER	CRANBERRY	GREEN	GREY GOLD	TOBACCO	BLACK	BEIGE	WHITE	SEE FOOTNOTE	SEE FOOTNOTE	
- L -															
										1972 - continued					
Wheel-2 spoke-deluxe - (with horn bars)	◊D0AZ 3600	B			F										1
	◊D1AZ 3600						A								1
	◊D2AZ 3600									K					1
	*D2AZ 3600										H				1
	‡D2AZ 3600										J				1
	♦D2AZ 3600	L			N		P			K	T		$V	ΔW	1
Pad assy.	⊟D0AZ 3623	N			R					S					1
	⊟D1AZ 3623						D								1
	*D2AZ 3623										H				1
	‡D2AZ 3623										J				1
	■D3AZ 3623	B			D		L			E	S		$U	ΔV	1
Cover & horn pad		Refer to Group 13A805													
Emblem		Refer to Group 3649													
- P -															
Wheel-2 spoke-standard- (with horn button)	⊟D1FZ 3600			•				G		E					1
	⊟D2FZ 3600	A													1
	■D1FZ 3600							G							1
	■D2FZ 3600	T		•						R					1
Horn button		Refer to Group 13A805													
Wheel-2 spoke-deluxe- (with horn bars)	◊D0AZ 3600	B		•	F										1
	◊D1AZ 3600							C							1
	◊D2AZ 3600									K	H				1
	♦D2AZ 3600	L		•	N		R			K	T		▲U		1
Pad assy.	⊟D0AZ 3623	•		•	•					S	•				1
	⊟D1AZ 3623														1
	D1AZ 3623							F							
	■D3AZ 3623	•		•	•					E	•		▲T		1
Cover & horn pad		Refer to Group 13A805													
Emblem		Refer to Group 3649													
- S -															
Wheel-2 spoke(w/o speed control)	◊D0AZ 3600	•	•		•		•		•			•			1
	◊D2AZ 3600									K					1
	♦D2AZ 3600	•	•		•		•		•	K		•			1
Pad assy.	⊟D0AZ 3623	•	•		•		•		•	S		•			1
	■D3AZ 3623	•	•		•		•		•	E		•			1
Cover & horn pad		Refer to Group 13A805													
Emblem		Refer to Group 3649													
Wheel-2 spoke (with speed control)-rim blow, NOTE 1	D3AZ 3600	•	•		•		•		•	G		•			1
Pad assy.	⊟D0AZ 3623	•	•		•		•		•	AD		•			1
	■D3AZ 3623	•	•		•		•		•	BD		•			1
Cover (includes emblem)	D3AZ 3D752	A	A		A		A		A	A		A			1
Wheel-3 spoke-rim blow, NOTE 1	◊D0AZ 3600	•	•		•		•		•	K					1
	♦D2AZ 3600	•	•		•		•		•	BA					1
Pad assy.	D3AZ 3623	•	•		•		•		•	AF					1
	■D3AZ 3623	•	•		•		•		•	AF					1
Cover (includes emblem)	⊟D2SZ 3D752	•	•		•		•		•	A					1
	■D3SZ 3D752	•	•		•		•		•	A					1
- U -															
Wheel	C7TZ 3600									E					1

• Use Black

NOTE 1 - Wheel assy. is woodgrain toward driver & color coded toward instrument panel

⊟ "Before 5/1/72" ■ "From 5/1/72" * "Before 2/1/72" ‡ "From 2/1/72 to 6/23/72"

◊ "Before 6/23/72" ♦ "From 6/23/72" ▲ Tan $ Orange Δ Avocado

May, 1975

COPYRIGHT © 1975 — FORD MOTOR COMPANY — DEARBORN, MICHIGAN

FINAL ISSUE

HALPERT_AUCTIONS

SECTION 36

YEAR	MODEL	DESCRIPTION	QTY.	PART NUMBER
	3600 WHEEL ASSY. - STEERING - continued			
65/67	A,B,S,U,X	Nut (wheel to shaft)-5/8"-18	1	350983-S(MM38B)
67	F		1	
65/66	F	Locknut (wheel to column)-5/8"-18	1	371530-S7 (MM161A)
68/	A,B,F,S,X	Locknut (to column)-5/8"-18	1	382412-S (MM169RA)
68/	U	Nut (wheel to shaft)-5/18" -18 special	1	382982-S100 (MM38BA)
	3A600 WHEEL ASSY. STEERING - Refer to Group 3600			
	3D600 SPACER - POWER STEERING PUMP ADJUSTING BRACKET			
65/70	A(6 cyl. 240)	13/32" I. D. -1" O. D. -3/8" thick	2 or 3	C5AZ 3D600-B
69/	A(8 cyl.429)-without A/C		1	C9AZ 3D600-A
69/71	S(8 cyl.429)-without A/C		1	
70/	A(302,351)-without A/C	7/16" flat x 3/4" thick-use as a spacer between	AR	384542-S2
70/	B(302)-without A/C	the 3D515 bracket & the 6049 engine head assy.	AR	(XX173G)
70	F(8 cyl.)-without A/C		AR	
70	X(302)-without A/C		AR	
71/	A(240)	Washer-1/2" flat-use as a spacer between the 3D515 bracket & the 6049 engine head assy.	1	382582-S100 (XX179A)
71/	A(400)-without A/C	Washer-7/16"-use as a spacer between the 3D515 bracket & the 6049 engine head assy.	1	384545-S (XX16H)
71/	B,F(351)-without A/C	Washer-7/16" flat-1/2"thick-use as a spacer between the 3D515 bracket & the 6049 engine head assy.	1	384543-S8 (XX173F)
65	F (8 cyl.)-with A/C	Front-27/64" I.D. -13/16" O. D. -59/64" long	1	C5ZZ 3D600-A
67	S	7/16" I. D. -1" O. D. -9/16" thick	1	C7SZ 3D600-A
67/69	A, B, F, X (8 cyl. except 351, 429)-without A/C		1	
65/66	S(without A/C)	7/16" I. D. -7/8" O. D. -9/16" thick	3	C8SZ 3D600-A
68/70	S(8 cyl. 429)		1	
70	B(8 cyl. 351)-w/o A/C		1	
65/70	A(6 & 8 cyl. 240,352,390)-w/o A/C		1	
72	S		1	D2SZ 3D600-A
72	U	Spacer-15/32" I. D. x 1 1/16" long cut to length (1/2" long)	1	385049-S100 (VV-5)
	3L600 COVER - STEERING WHEEL SPORTS GRIP			
70	F(GT350/500)		1	C8WY 3L600-A
	3601 BOLT - POWER STEERING PUMP OIL FILTER SUPPORT OR COVER RETAINING			
65	B,F,X	5/16"-18 & 3/4"-16	1	B4A 3601-A
	3B601 SPRING - POWER STEERING PUMP SLIPPER			
65/	A, B, F, P, S, X, U	For Ford pumps	8	C5AZ 3B601-B
	3C602 FILTER ASSY. - POWER STEERING PUMP OIL			
71/	A,S		1	D1AZ 3C602-A
72	B, F, P, U		1	
	3D607 ROTOR ASSY. - POWER STEERING PUMP			
65/69	A		1	C5AZ 3D607-D
70/72	A	Use with #HBA-CA,CA1	1	C5AZ 3D607-D
72	A, B, F, P, S, U	Use with #HBA-CK,CL,CM,CN,CR	1	D3AZ 3D607-A
70/72	A "Before 2/1/72"	Use with #HBA-BV	1	D0AZ 3D607-A
72	A "From 2/1/72"	Use with #HBA-BV1,CT	1	D3AZ 3D607-A
65/72	B	Use with all #HBA exc. CK,CT	1	C5AZ 3D607-D
72	B	#HBA-CT	1	D3AZ 3D607-A
65/70	F		1	C5AZ 3D607-D
71/72	F "Before 2/1/72"	#HBA-CG	1	D0AZ 3D607-A
72	F "From 2/1/72"	Use with #HBA-CG	1	D3AZ 3D607-A
70/72	P	Use with #HBA-BN, BR	1	C5AZ 3D607-D
65/69	S		1	C5AZ 3D607-D
70/72	S "Before 2/1/72"	Use with #HBA-BX-for Ford pump	1	D0AZ 3D607-A
72	S "From 2/1/72"	Use with #HBA-BV1, BX1 for Ford pumps	1	D3AZ 3D607-A
72	S	Use with #HBA-CJ-for Saginaw pump	1	D2VY 3D607-A
65/70	X		1	C5AZ 3D607-D

Identification marking

HALPERT_AUCTIONS

YEAR	MODEL		DESCRIPTION	QTY.	PART NUMBER
	3A609 INSULATOR - POWER STEERING HOSE MOUNTING - Also refer to Group 3A719				
65/	A,B,F,P,S,U		Cut to length from bulk stock	AR	C7AZ 3A609-A
65	B,X			1	C2OZ 3A609-A
65/66	F			1	
66	B(8 cyl. 390)	"Before 2/1/66"	Not replaced	1	★C6OZ 3A609-B
66	B(8 cyl. 390)	"From 2/1/66"		1	C7ZZ 3A609-A
67/71	B			1	
67/70	F,X			1	
71/	P			1	
71/	F			1	
65	S(without A/C & speed control)		Pressure hose pump-use with Eaton pump	1	D1ZZ 3A609-A
65	S(without A/C & speed control)		Pressure & return hoses - use with Eaton pump	1	★C4SZ 3A609-A
65/	B,X,F		Screw (insulator to underbody)-5/16"-18 x 1/2"-tapping	1	★C4SZ 3A609-B
				1	40923-S8(U264)
	3A610 RETAINER - POWER STEERING HOSE MOUNTING INSULATOR				
68/69	A(8 cyl. except 429)		Ford gear	1	C8AZ 3A610-A
70/	A,S			1	
72	B(8 cyl.)			1	
68/69	A(8 cyl. 302)		Saginaw gear	1	★C8AZ 3A610-B
66	B,X (6 cyl. & 8 cyl. 289)			1	★C6OZ 3A610-A
66	B(8 cyl. 390)	"Before 2/1/66"		1	★C6OZ 3A610-B
66	B(8 cyl. 390)	"From 2/1/66"		1	C7ZZ 3A610-A
67/69	B,F,X			1	
70	F			1	
70/71	B			1	D0OZ 3A610-A
70	X			1	
71/	F,P			1	
65	X (6 cyl.)			1	C3DZ 3A610-A
65	X (8 cyl.)			1	C3DZ 3A610-B
65/66	F (6 & 8 cyl.)			1	
67/	B,F,X		Screw (to bracket) 5/16"-18 x 1 1/2"	1	40923-S(U264)
69	B,X		Nut-1/4"-20 hex.head (retainer to bracket)	1	33795-S(M49)
			Screw-5/16"-18 x 5/8" (retainer to bracket)	1	378459-S(UU52K)
	3B610 RETAINER - STEERING COLUMN UPPER BEARING -Also refer to Group 3839				
67/69	A,B,X			1	C7OZ 3B610-A
68/69	F (fixed wheel)			1	
68/69	S (tilt wheel)-speed control			1	
	3C610 RETAINER - STEERING COLUMN UPPER BEARING				
69/71	A,B,F,P,S,X		Bearing (3517 & 3518) retainer	1	C9AZ 3C610-A
70/71	A,B,F,L,P,S,X(fixed wheel)		Key lock (11582) retainer	1	D0AZ 3C610-A
72	A,B,F,L,P,S		Key lock (11582) retainer	1	
70/71	A,F,S(tilt wheel)		Key lock (11582) retainer	1	D0AZ 3C610-A
72	A,B,F,L,P,S		Used as bearing (3517 & 3518) retainer	1	
	3A611 BRACKET - POWER STEERING HOSE INSULATOR				
69	B,X(8 cyl. 302,351)			1	C9OZ 3A611-A
70	X(8 cyl. 302)			1	
70/71	B(8 cyl.)			1	D0OZ 3A611-A
71/	P(8 cyl.302)			1	D0DZ 3A611-A
67	S		Pressure & return hoses	1	C7SZ 3A611-A
68/69	S(8 cyl. 429)		Pressure & return tube	1	C8SZ 3A611-A
68/69	S(8 cyl. 429)		Rear	1	C8VY 3A611-A
	3C611 BOOT - STEERING COLUMN TUBE				
68/71	A,B,P,S			1	C7ZZ 3C611-A
68/70	F,X			1	
72	B,S	" Before 12/13/71"	Steering column tube-#D2OA 3C611-AB	1	D2OZ 3C611-A
72	B,S	" From 12/13/71"	Steering column tube-#D2OA 3E735-AD,AE,AF	1	D2OZ 3C611-C
71/	F			1	D1ZZ 3C611-A
71/72	L	" Before 1/11/72"	Steering gear cable-4 5/8" long-#D12A 3C611-A	1	D1FZ 3C611-A
71/72	L	" Before 1/11/72"	Steering column tube boot-11 11/16" long, 1" I.D.-1 1/2" O.D.	1	D1FZ 3C611-B
72	L	" From 1/11/72"	Steering column tube boot-#D22A 3C611-AB	1	D2FZ 3C611-A

COPYRIGHT © 1975 — FORD MOTOR COMPANY — DEARBORN, MICHIGAN

HALPERT_AUCTIONS

YEAR	MODEL		DESCRIPTION	QTY.	PART NUMBER
	3-3618 "O" RING - POWER STEERING PUMP VALVE CAP				
65	A, B. F, S, X(8 cyl.)		51/64" I. D. -9/64" thick-Eaton-belt driven-side mounted pump	1	LA 33618-A
	3623 PAD ASSY. - STEERING WHEEL HUB - Refer to Group 3600				
	3624 EMBLEM - HORN BUTTON - Refer to group 3600				
	3D627 NUT - POWER STEERING GEAR RACE				
65/68	A, S	"Before 6/5/68"		1	C5AZ 3D627-A
68/	A, S	"From 6/5/68"		1	C8AZ 3D627-A
72	B			1	
	3-3627 RETAINER - POWER STEERING PUMP RELIEF VALVE				
65	A, B, F, S, X		Eaton-belt driven-side mounted pump	1	B8E 33627-A
	3629 RETAINER - STEERING WHEEL HORN RING				
65/66	A(57F, 63C, F, 76B)		Steering wheel hub emblem-not replaced	1	★C5AZ 3629-A
65	B		Steering wheel hub emblem	1	★C5OZ 3629-A
	3E629 INSULATOR - STEERING COLUMN SHAFT				
68/72	A, F, P	"Before 8/16/71"	Polyurathane-1 15/16" O. D. -15/16" I. D. -1"	1	C9AZ 3E629-A
68/71	B, S		thick	1	
68/70	X			1	
72	A, F, P	"From 8/16/71"	Part of 7347 lower bearing		3E629
72	B, S		Polyurethane-1 13/16" O.D.-1 5/16" I.D.-1" thick	1	D2OZ 3E629-B
	3E629 CLIP - STEERING COLUMN SHAFT INSULATOR				
71/	A, B, F, P, S		Steel	2	•C9AZ 3E629-B
71/	L			1	D2OZ 3E629-A
	3B631 SEAL - STEERING COLUMN SHAFT				
67	F(8 cyl. 390)		23/32" & 1" I. D. -2 9/32" O. D.	1	C7ZZ 3B631-A
68/69	F(8 cyl. 428CJ)		Improvise-felt washer 3/4" thick	1	★B8LY 3B631-A
71	F		Used as clutch equalizer ball stud seal	1	
70/	A, B, F, P, S		Improvise-15/16"-1"thick foam rubber		
	3-3633 PIN - POWER STEERING PUMP ROTOR SHAFT				
65	A, B, F, S, X		Eaton pump	1	LA 33633-A
	3634 RIM - STEERING WHEEL HORN RING				
65/67	F			1	C5ZZ 3634-B
	3A634-35 INSTALLATION KIT - POWER STEERING				

POWER STEERING INSTALLATION KITS

- FOR USE ON BASE ENGINE ONLY -

REFER TO SECTION 36.1 FOR KIT DETAILS

YEAR	MODEL	ENGINE CYL.	ENGINE C.I.D.	NO. REQ'D.	LINKAGE KIT	PUMP KIT	POWER STEERING TO AIR CONDITIONER ADAPTER KIT
	- A -						
65	A (fixed column)	6	240	1 ea.	None required	★† C5AZ 3A635-AM	★C5AZ 3A635-J
	A	6	240	1 ea.	None required	★‡ C5AZ 3A635-H	★C5AZ 3A635-F
	A (except A/C & H/D alternator)	8	352, 390	1	None required	★* C5AZ 3A635-P	Not applicable
	A (except A/C & H/D alternator)	8	352, 390	1	None required	★⊕C5AZ 3A635-R	Not applicable
	A (except H/D alternator)	8	289	1 ea.	None required	★* C5AZ 3A635-M	★ C5AZ 3A635-S
	A (fixed wheel & H/D alt.)	8	289	1 ea.	None required	★⊕C5AZ 3A635-N	★ C5AZ 3A635-S
	A (fixed wheel) "Before 4/22/65"	8	289	1 ea.	None required	★† C5AZ 3A635-A	★@ C5AZ 3A635-AA
	A "Before 4/22/65"	8	289	1 ea.	None required	★‡ C5AZ 3A635-G	★@ C5AZ 3A635-AA

• Refer to T.S.B. 139, article 2307 (May 8, 1970) for installation procedures

‡ Includes Ford Gear & Ford Pump

* Includes Ford Gear & Eaton Pump

† Includes Saginaw Gear & Ford Pump

⊕ Includes Saginaw Gear & Eaton Pump

HALPERT_AUCTIONS

3A634-35 INSTALLATION KIT - POWER STEERING - continued

POWER STEERING INSTALLATION KITS

- FOR USE ON BASE ENGINE ONLY - (1965/70)

REFER TO SECTION 36.1 FOR KIT DETAILS

YEAR	MODEL	ENGINE CYL.	ENGINE C.I.D.	NO. REQ'D	LINKAGE KIT	PUMP KIT	POWER STEERING TO AIR CONDITIONER ADAPTER KIT
	- A -						
65/66	A(except moveable column)- "From 4/22/65 to 12/1/65"	8	289	1 ea.	None required	★† C5AZ 3A635-A	★%C5AZ 3A635-AB
	A "From 4/22/65 to 12/1/65"	8	289	1 ea.	None required	★‡ C5AZ 3A635-G	★%C5AZ 3A635-AB
66	A "From 12/1/65"	8	289	1 ea.	None required	★ †C5AZ 3A635-A	★%C5AZ 3A635-AF
	A "From 12/1/65"	8	289	1 ea.	None required	★ ‡C5AZ 3A635-G	★%C5AZ 3A635-AF
65	A (except moveable column)- "Before 4/22/65"	8	352, 390	1 ea.	None required	★† C5AZ 3A635-B	★@ C5AZ 3A635-AC
65/66	A (except moveable column)- "From 4/22/65"	8	352,390, 428	1 ea.	None required	★† C5AZ 3A635-B	★%C5AZ 3A635-AG
66	A "Before 12/10/65"	6	240	1 ea.	None required	★‡ C5AZ 3A635-AM	★C5AZ 3A635-V
	A "From 12/10/65"	6	240	1 ea.	None required	★‡ C5AZ 3A635-AM	★C5AZ 3A635-AJ
67	A	6	240	1 ea.	None required	★C7AZ 3A635-A	★C7AZ 3A635-D
	A "Before 9/12/66"	8	289	1 ea.	None required	★C7AZ 3A635-C	★C7AZ 3A635-F
	A "From 9/12/66"	8	289	1 ea.	None required	★C7AZ 3A635-C	★C7AZ 3A635-L
	A	8	390, 428	1 ea.	None required	★C7AZ 3A635-B	★C7AZ 3A635-E
68	A	8	390, 428	1 ea.	None required	★C8AZ 3A635-A	★C8AZ 3A635-E
	A	8	302	1 ea.	None required	★C8AZ 3A635-B	★C8AZ 3A635-D
	A	6	240	1	None required	★C8AZ 3A635-C	None required
69	A	6	240	1	None required	★C9AZ 3A635-A	None required
	A	8	302, 351	1 ea.	None required	★C9AZ 3A635-F	★C9AZ 3A635-E
	A	8	390, 428	1 ea.	None required	★C9AZ 3A635-C	★C9AZ 3A635-D
	A	8	429		Not available	Not available	Not available
70	A	6	240	1 ea.	None required	★D0AZ 3A635-B	None required
	A	8	302, 351	1 ea.	None required	★D0AZ 3A635-C	★D0AZ 3A635-E
	A	8	390	1 ea.	None required	★D0AZ 3A635-A	★D0AZ 3A635-D "Before 6/1/70" ★D0AZ 3A635-G "From 6/1/70"
	A	8	429	1 ea.	None required	★D0AZ 3A635-F	None required
71	A	6	240	1 ea.	None required	★D1AZ 3A635-E	
	A	8	302	1 ea.	None required	★D1AZ 3A635-F	
	A	8	351	1 ea.	None required	★D1AZ 3A635-B	★D1AZ 3A635-H
	A	8	390	1 ea.	None required	★D1AZ 3A635-D	
	A	8	400	1 ea.	None required	★D1AZ 3A635-B	None required
	A	8	429 exc. P/C	1 ea.	None required	★D1AZ 3A635-A	None required
	A	8	429 P/C	1 ea.	None required	★D1AZ 3A635-A ★D1AZ 3A705-A	

‡ Includes Ford Gear & Ford Pump

† Includes Saginaw Gear & Ford Pump

* Includes Ford Gear & Eaton Pump

⊕ Includes Saginaw Gear & Eaton Pump

@ Use with pumps identified with tag number HBA-AE, HBA-AE1, HBA-AF, HBA-AF1, HBA-AR, HBA-AR1, HBA-AG, HBA-AG1, HBA-AH, HBA-AH1, HBA-AJ, HBA-AJ1, HBA-AM, HBA-AM1

% Use with pumps identified with tag number HBA-AE2, HBA-AE3, HBA-AE4, HBA-AF2, HBA-AF3, HBA-AF4, HBA-AR2, HBA-AR3, HBA-AR4, HBA-AG2, HBA-AG3, HBA-AG4, HBA-AH2, HBA-AH3, HBA-AH4, HBA-AJ2, HBA-AM2, HBA-BB, HBA-BB1, HBA-BC, HBA-BC1

For units with Eaton P/S pump. Not for units with cast iron water pump.

COPYRIGHT © 1975 — FORD MOTOR COMPANY — DEARBORN, MICHIGAN

FINAL ISSUE

HALPERT_AUCTIONS

3A634-35 INSTALLATION KIT - POWER STEERING - continued

POWER STEERING INSTALLATION KITS

- FOR USE ON BASE ENGINE ONLY - (1965/70)

REFER TO SECTION 36.1 FOR KIT DETAILS

YEAR	MODEL	ENGINE CYL.	ENGINE C.I.D.	NO. REQ'D.	LINKAGE KIT	PUMP KIT	POWER STEERING TO AIR CONDITIONER ADAPTER KIT
	- B -						
65	B	6	200	1 ea.	★C5OZ 3A634-A	★♦C5OZ 3A635-B	Note 1
	B	6	200	1 ea.	★C5OZ 3A634-A	★♯C5OZ 3A635-E	Note 2
	B "Before 4/22/65"	8	289	1 ea.	★C5OZ 3A634-A	★♦C5OZ 3A635-A	★@ C5OZ 3A635-G
	B "From 4/22/65"	8	289	1 ea.	★C5OZ 3A634-A	★♦C5OZ 3A635-A	★%C5OZ 3A635-H
	B	8	289	1 ea.	★C5OZ 3A634-A	★♯C5OZ 3A635-D	★℘ C5OZ 3A635-F
66	B	6	200	1 ea.	★C6OZ 3A634-A	★C6OZ 3A635-J	Note 1
	B	8	289	1 ea.	★C6OZ 3A634-A	★C6OZ 3A635-H	★C6OZ 3A635-C
	B	8	390	1 ea.	★C6OZ 3A634-A	★C6OZ 3A635-L	★◊C6OZ 3A635-K
67	B	6	200	1 ea.	★C7OZ 3A634-A	★C7OZ 3A635-B	★C7DZ 3A635-B
	B "Before 9/12/66"	8	289	1 ea.	★C7OZ 3A634-A	★C7OZ 3A635-C	★C7OZ 3A635-D
	B "From 9/12/66"	8	289	1 ea.	★C7OZ 3A634-A	★C7OZ 3A635-C	★C7OZ 3A635-H
	B	8	390	1 ea.	★C7OZ 3A634-A	★C7OZ 3A635-A	★C7OZ 3A635-E
68	B	6	200	1 ea.	★C8OZ 3A634-A	★C8OZ 3A635-A	None required
	B	8	289, 302	1 ea.	★C8OZ 3A634-A	★C8OZ 3A635-C	★C8OZ 3A635-E
	B	8	390	1 ea.	★C8OZ 3A634-A	★C8OZ 3A635-B	★C8OZ 3A635-D
69	B	6	250	1 ea.	★C8OZ 3A634-A	★C9OZ 3A635-D	None required
	B	8	302	1 ea.	★C8OZ 3A634-A	★C9OZ 3A635-A	★C9ZZ 3A635-E
	B	8	351	1 ea.	★C8OZ 3A634-A	★C9OZ 3A635-B	★C9ZZ 3A635-E
	B	8	390	1 ea.	★C8OZ 3A634-A	★C9OZ 3A635-C	★C9ZZ 3A635-F
	B	8	428		Not available	Not available	Not available
70	B	6	250	1 ea.	D0OZ 3A634-A	★D1DZ 3A635-C	None required
	B	8	302	1 ea.	D0OZ 3A634-A	★D0OZ 3A635-C	None required
	B	8	351	1 ea.	★D0OZ 3A634-A	★D0OZ 3A635-E	None required
	B "Before 5/11/70"	8	429	1 ea.	D0OZ 3A634-A	★D0OZ 3A635-F	None required
	B "From 5/11/70"	8	429	1 ea.	D0OZ 3A634-A	★ D0OZ 3A635-H	None required
71	B	6	250	1 ea.	★D1OZ 3A634-A	★D1OZ 3A635-D	None required
	B	8	302	1 ea.	★D1OZ 3A634-A	★D1OZ 3A635-A	None required
	B	8	351	1 ea.	★D1OZ 3A634-A	★D1OZ 3A635-B	None required
	B	8	429	1 ea.	★D1OZ 3A634-A	●D1OZ 3A635-C	None required
72	B	6	250	1	None required	★D2OZ 3A635-A	None required
	B-w/o A/C	8	302	1 ea.	None required	★D2OZ 3A635-B	None required
	B-w/A/C	8	302	1	None required	★D2OZ 3A635-H	None required
	B	8	351-2V (C)	1 ea.	None required	★D2OZ 3A635-C	★D2OZ 3A635-F
	B	8	351-W	1	None required	★D2OZ 3A635-J	None required
	B	8	351CJ, 351-4V	1	None required	★D2OZ 3A635-G	★D2OZ 3A635-F
	B	8	400	1	None required	★D2OZ 3A635-D	None required
	B	8	429	1	None required	★D2OZ 3A635-E	None required
	- F -						
65	F-with generator "Before 6/10/64"	6	170, 200	1 ea.	★C5ZZ 3A634-A	★C5ZZ 3A635-C	★C4DZ 3A635-D
	F-with generator - " From 6/10/64 to 8/17/64"	6	170, 200	1 ea.	★C5ZZ 3A634-C	★C5ZZ 3A635-C	★C4DZ 3A635-D
	F-with alternator	6	200	1 ea.	★C5ZZ 3A634-F	★♦C5ZZ 3A635-D	★C5DZ 3A635-C
	F-with alternator	6	200	1 ea.	C5ZZ 3A634-F	★♯C5ZZ 3A635-G	Note 2
	F-with generator "Before 6/10/64"	8	260, 289	1 ea.	★C5ZZ 3A634-B	★C5ZZ 3A635-B	★C5ZZ 3A635-A
	F-with generator - " From 6/10/64 to 8/17/64"	8	260, 289	1 ea.	★C5ZZ 3A634-D	★C5ZZ 3A635-B	★C5ZZ 3A635-A

Note 1 To adapt to A/C use C5DZ 3A733-A Pulley ♯ Includes Eaton Pump ♦ Includes Ford Pump

Note 2 To adapt to A/C use C2OZ 3A733-A Pulley and (2) 351405-S7 Spacers

◊ Use with pumps identified with tag number HBA-AC2, HBA-AC3, HBA-AC4, HBA-AD2, HBA-AD3, HBA-AD4, HBA-AN3, HBA-AN4

% Use with pumps identified with tag number HBA-AE2, HBA-AE3, HBA-AE4, HBA-AF2, HBA-AF3, HBA-AF4, HBA-AR2, HBA-AR3, HBA-AR4, HBA-AG2, HBA-AG3, HBA-AG4, HBA-AH2, HBA-AH3, HBA-AH4, HBA-AJ2, HBA-AM2, HBA-BB, HBA-BB1, HBA-BC, HBA-BC1

@ Use with pumps identified with tag number HBA-AE, HBA-AE1, HBA-AF, HBA-AF1, HBA-AR, HBA-AR1, HBA-AG, HBA-AG1, HBA-AH, HBA-AH1, HBA-AJ, HBA-AJ1, HBA-AM, HBA-AM1

℘ For units with Eaton P/S pump. Not for units with cast iron water pump.

● Use D0VZ 8620-B belt for 429-CJ police conversions

HALPERT_AUCTIONS

POWER STEERING INSTALLATION KITS

- FOR USE ON BASE ENGINE ONLY - (1965/70)

REFER TO SECTION 36.1 FOR KIT DETAILS

YEAR	MODEL	ENGINE CYL.	ENGINE C.I.D.	NO. REQ'D.	LINKAGE KIT	PUMP KIT	POWER STEERING TO AIR CONDITIONER ADAPTER KIT
	- F -						
65	F-with alternator	8	289	1 ea.	★C5ZZ 3A634-D	★♯C5ZZ 3A635-F	★%∂C5ZZ 3A635-H
	F-with alternator "Before 4/22/65"	8	289	1 ea.	★C5ZZ 3A634-D	★♦C5ZZ 3A635-K	★@ C5OZ 3A635-G
	F-with alternator "From 4/22/65"	8	289	1 ea.	★C5ZZ 3A634-D	★♦C5ZZ 3A635-K	★◊ C5ZZ 3A635-L
66	F	6	200	1 ea.	★C5ZZ 3A634-F	★C6ZZ 3A635-C	★C5DZ 3A635-C
	F	8	289	1 ea.	★C5ZZ 3A634-G	★♦C5ZZ 3A635-K	◊C5ZZ 3A635-L
67	F	6	200	1 ea.	★C7ZZ 3A634-A	★C7OZ 3A635-B	★C7DZ 3A635-B
	F "Before 5/1/67"	8	289	1 ea.	†★C7ZZ 3A634-A	★$ C7OZ 3A635-C	★C7ZZ 3A635-E
	F "From 5/1/67"	8	289	1 ea.	★*C7ZZ 3A634-B	★$C7OZ 3A635-C	★C7ZZ 3A635-E
	F "Before 5/1/67"	8	390	1 ea.	★C7ZZ 3A634-A	★‡C7ZZ 3A635-C	★C7OZ 3A635-E
	F "From 5/1/67"	8	390	1 ea.	★C7ZZ 3A634-B	★‡C7ZZ 3A635-C	★C7OZ 3A635-E
68	F	6	200	1 ea.	★C8ZZ 3A634-A	★C8OZ 3A635-A	None required
	F	8	289, 302	1 ea.	★C8ZZ 3A634-A	★C8OZ 3A635-C	★C8OZ 3A635-E
	F	8	390	1 ea	★C8ZZ 3A634-A	★C8ZZ 3A635-A	★C8OZ 3A635-D
69	F	6	200	1 ea.	★C8ZZ 3A634-B	★C9ZZ 3A635-A	None required
	F	6	250	1 ea.	★C8ZZ 3A634-B	★C9OZ 3A635-D	None required
	F	8	302	1 ea.	★C8ZZ 3A634-B	★C9ZZ 3A635-B	★C9ZZ 3A635-E
	F	8	351	1 ea.	★C8ZZ 3A634-B	★C9ZZ 3A635-C	★C9ZZ 3A635-E
	F	8	390	1 ea.	★C8ZZ 3A634-B	★C9ZZ 3A635-D	C9ZZ 3A635-F
	F	8	428		Not available	Not available	Not available
70	F	6	200	1 ea.	★D0ZZ 3A634-A	★●D0ZZ 3A635-G	None required
	F	6	250	1 ea.	★D0ZZ 3A634-A	★D0ZZ 3A635-F	None required
	F	8	302	1 ea.	★D0ZZ 3A634-A	★●D0ZZ 3A635-C	None required
	F Note 1	8	351-W	1 ea.	★D0ZZ 3A634-A	★●D0ZZ 3A635-D	None required
	F Note 1	8	351-C	1 ea.	★D0ZZ 3A634-A	★●D0ZZ 3A635-E	None required
	F	8	428	1 ea.	Not available	Not available	Not available
71	F	6	250	1 ea.	None required	D2ZZ 3A635-A	None required
	F	8	302 exc. Boss	1 ea.	None required	★D1ZZ 3A635-B	None required
	F	8	302 Boss	1 ea.		Not available	
	F	8	351	1 ea.	None required	★▲D1ZZ 3A635-D	None required
	F	8	429 CJ	1 ea.	None required	★D1ZZ 3A635-F	None required
	F	8	429SCJ	1 ea.	None required	★D1ZZ 3A635-F ★D1ZZ 3A705-A	None required
72	F	6	250	1 ea.	None required	D2ZZ 3A635-A	None required
	F	8	302	1 ea.	None required	★D2ZZ 3A635-B	None required
	F	8	351-2V	1 ea.	None required	★D2ZZ 3A635-C	None required
	F	8	351-4V	1 ea.	None required	★D2ZZ 3A635-D	D2ZZ 3A635-E

Note 1 W - Windsor-built engine, C - Cleveland-built engine

♦ Includes Ford Pump

∂ For units with Eaton P/S pump. Not for units with cast iron water pump.

◊ Use with pumps identified with tag number HBA-AC2, HBA-AC3, HBA-AC4, HBA-AD2, HBA-AD3, HBA-AD4, HBA-AN2, HBA-AN3, HBA-AN4

% Use with pumps identified with tag number HBA-AE2, HBA-AE3, HBA-AE4, HBA-AF2, HBA-AF3, HBA-AF4, HBA-AR2, HBA-AR3, HBA-AR4, HBA-AG2, HBA-AG3, HBA-AG4, HBA-AH2, HBA-AH3, HBA-AH4, HBA-AJ2, HBA-AM2, HBA-BB, HBA-BB1, HBA-BC, HBA-BC1

@ Use with pumps identified with tag number HBA-AE, HBA-AE1, HBA-AF, HBA-AF1, HBA-AR, HBA-AR1, HBA-AG, HBA-AG1, HBA-AH, HBA-AH1, HBA-A1, HBA-A11, HBA-AM, HBA-AM1

* Use C5ZZ 3590-A with this kit for models without special handling package "Before 5/1/67"

† Use C7ZZ 3590-C with this kit for models with special handling package

$ Not for use on High Performance engines

‡ Includes Ford Gear & Ford Pump

Includes Eaton Pump

● Not to be used with C78 x 14 tires

▲ For 351-4V Boss use these additional parts D1ZZ 3A732-A, D1ZZ 3D746-A, D0ZZ 6A312-A, C9DZ 8620-A & 378459-S36 for 351CJ use D0ZZ 6A312-A, D1ZZ 3D746-A, C9PZ 8620-K & 378459-S2. Improvise oil cooler hoses from bulk stock C7AZ 3A005-A & C7AZ 3A609-A

COPYRIGHT © 1975 — FORD MOTOR COMPANY — DEARBORN, MICHIGAN

FINAL ISSUE

3A634-35 INSTALLATION KIT - POWER STEERING - continued

POWER STEERING INSTALLATION KITS

-FOR USE ON BASE ENGINE ONLY- (1965/70)

REFER TO SECTION 36.1 FOR KIT DETAILS

YEAR	MODEL	ENGINE CYL.	ENGINE C.I.D.	NO. REQ'D.	LINKAGE KIT	PUMP KIT	POWER STEERING TO AIR CONDITIONER ADAPTER KIT
	- P -						
70	P	6	170, 200	1 ea.	D3DZ 3A634-A	D3DZ 3A635-A	None required
	P	6	250	1 ea.	D3DZ 3A634-A	★D1DZ 3A635-C	None required
71	P	6	170, 200	1 ea.	D3DZ 3A634-A	D1DZ 3A635-B	None required
	P	6	250	1 ea.	D3DZ 3A634-A	★D1DZ 3A635-C	None required
	P	8	302	1 ea.	D3DZ 3A634-A	★D1DZ 3A635-A	None required
72	P	6	170, 200	1 ea.	D3DZ 3A634-A	D3DZ 3A635-A	None required
	P	6	250	1 ea.	D3DZ 3A634-A	★D2DZ 3A635-C	None required
	P	8	302	1 ea.	D3DZ 3A634-A	★D2DZ 3A635-A	None required
	- X -						
65	X	6	170, 200	1 ea.	★C5DZ 3A634-B	★♦C5DZ 3A635-A	★C5DZ 3A635-C
	X	6	170, 200	1 ea.	★C5DZ 3A634-B	★#C5ZZ 3A635-G	Note 2
	X "Before 4/22/65"	8	289	1 ea.	★C5DZ 3A634-A	★♦C5DZ 3A635-B	★@ C5OZ 3A635-G
	X "From 4/22/65"	8	289	1 ea.	★C5DZ 3A634-A	★♦C5DZ 3A635-B	★◊ C5ZZ 3A635-L
	X	8	289	1 ea.	★C5DZ 3A634-A	★#C5DZ 3A635-D	★ C5DZ 3A635-E
66	X	6	170, 200	1 ea.	★C6OZ 3A634-A	★C6DZ 3A635-D	★C5DZ 3A635-G
	X	8	289	1 ea.	★C6OZ 3A634-A	★C6OZ 3A635-H	★C6OZ 3A635-C
67	X	6	170, 200	1 ea.	★C7OZ 3A634-A	★C7OZ 3A635-B	★C7DZ 3A635-B
	X "Before 9/12/66"	8	289	1 ea.	★C7OZ 3A634-A	★C7OZ 3A635-C	★C7OZ 3A635-D
	X "From 9/12/66"	8	289	1 ea.	★C7OZ 3A634-A	★C7OZ 3A635-C	★C7OZ 3A635-H
68	X	6	170,200	1 ea.	★C8OZ 3A634-A	★C8OZ 3A635-A	None required
	X	8	289, 302	1 ea.	★C8OZ 3A634-A	★C8OZ 3A635-C	★C8OZ 3A635-E
69	X	6	170, 200	1 ea.	★C8OZ 3A634-A	★C9ZZ 3A635-A	None required
	X	8	302	1 ea.	★C8OZ 3A634-A	★C9OZ 3A635-A	★C9ZZ 3A635-E

YEAR	MODEL	DESCRIPTION	QTY.	PART NUMBER
	3E634 SHIELD - POWER STEERING SPLASH - LOWER			
67/68	A		1	C7MY 3E634-A
	3A635 KIT - POWER STEERING INSTALLATION - Refer to Group 3A634-35 for Model Usage			
	3A635 ADAPTER KIT - AIR CONDITIONER DRIVE - Refer to Section 36.1 for Kit Details			
66	A, B(8 cyl. 390, 428 with P/S)-exc. GT & P/I	Use when installing 1967 A/C on 1966 vehicles	1	★C6AZ 3A635-F
	3A635 ADAPTER KIT - EXHAUST AIR SUPPLY - POWER STEERING - Also refer to Group 9C432 - Refer to Section 36.1 for Kit Details			
67	A(6 cyl. 240)-with T/E	Not replaced	1	★C7AZ 3A635-G
67	A, B, F, X(8 cyl. 289)-with T/E	Not replaced	1	★C7AZ 3A635-H
67	A(8 cyl. 390, 428)-with T/E	Not replaced	1	★C7AZ 3A635-J
67	B, F, X(8 cyl. 390)-with T/E		1	
	3D635 RETAINER ASSY. - MOVABLE STEERING COLUMN OPENING SEAL			
65	A(A/T), (P/S)		1	★C5AZ 3D635-A
		Bolt & retainer (to floor pan or dash panel)- 5/16"-18 x 1 1/4"	3or5	380893-S2 (BB643G)
	3E636 RETAINER - STEERING COLUMN RELEASE CABLE			
68	F (tilt wheel)		1	C7ZZ 3E636-A
68	S		1	
69	F, S (tilt wheel)		1	C9ZZ 3E636-A

Note 2 To adapt to A/C use C2OZ 3A733-A Pulley and (2) 351405-S7 Spacers # Includes Eaton Pump

@ Use with pumps identified with tag number HBA-AE, HBA-AE1, HBA-AF, HBA-AF1, HBA-AR, HBA-AR1, HBA-AG, HBA-AG1, HBA-AH, HBA-AH1, HBA-A1, HBA-A11, HBA-AM, HBA-AM1

◊ Use with pumps identified with tag number HBA-AC2, HBA-AC3, HBA-AC4, HBA-AD2, HBA-AD3, HBA-AD4, HBA-AN2, HBA-AN3, HBA-AN4

♦ Includes Ford Pump

HALPERT_AUCTIONS

YEAR	MODEL	DESCRIPTION	QTY.	PART NUMBER
	3-3638 WASHER - POWER STEERING PUMP ADJUSTING BRACKET			
65/67	A(8 cyl. 352, 390)-without A/C	35/64" I. D. -1 1/16" O. D. -1/16" thick	6	B4Q 33638-B
65/67	S(with A/C)		5 or 6	
	3D638 RETAINER - STEERING COLUMN OPENING COVER			
72	B		1	D2GZ 3D638-A
	3E639 BRACKET - STEERING COLUMN RELEASE MOTOR			
68	F(tilt wheel)		1	C7ZZ 3E639-A
69	F(tilt wheel)		1	C9ZZ 3E639-A
68/69	S(tilt wheel) "Before 10/1/68"		1	C8SZ 3E639-A
69	S(tilt wheel) "From 10/1/68"		1	C9SZ 3E639-A
	3-3640 INSULATOR ASSY. - POWER STEERING PUMP			
65/67	S(with A/C)	25/64" I. D. -3/4" O. D. -25/32" long	3	EAD 33640-A
	3641 BOLT - STEERING COLUMN TUBE FLANGE			
69	A, B, F, S, X (fixed wheel)		2	C9AZ 3641-A
70	P (non-locking) "Before 7/14/69"		2	
70/	A, B, F, S (fixed wheel)	1/4"-20 x 13/16"	2	D0AZ 3641-A
70/	P (locking) "From 7/14/69"		2	
71/	L		2	
65/68	A,B,F,S,U,X	1/4"-28 x 3/4"	2	8M 3641-B
65/	B,F,S,U,X	Nut-1/4"-28	2	351754-S33
65	A		2	(MM167)
	3A642 GASKET - POWER STEERING PUMP OIL RESERVOIR COVER			
65	A,B,F,S,X(8 cyl.)-without A/C	5 29/64" O. D. -Eaton-belt driven-side mounted pump	1	C0AA 3A642-B
65	F (6 cyl.)-with A/C	4 5/32" O. D.	1	C0AA 3A642-C
65	F (8 cyl.)-with A/C	1 1/4" O. D. -use with wing nut	1	C0AA 3A642-A
	3A643 HOUSING ASSY. - POWER STEERING PUMP			
65	A,B,F,S,X	Eaton	1	C2SZ 3A643-A
65/66	A,B,F,S,X	Use with Ford pumps tagged HBA-AC, -AC1, -AC4, -AD, -AD1, -AD4, -AE, -AE1, AE4, -AF, -AF1, -AF4, -AG, -AG1, -AG4, -AH, -AH1, -AH4, -AJ, -AJ1, -AN, -AN1, -AN4, -AR, -AR1, -AR4	1	C5AZ 3A643-D
		Use with Ford pumps tagged HBA-AC2, -AC3, -AD2, -AD3, -AE2, -AE3, -AF2, -AF3, -AG2, -AG3, -AH2, -AJ2, -AN2, -AN3, -AR2, -AR3, -AS, -AT, -AU, -BB, -BC	1	★C5AZ 3A643-E
67/69	A,B,F,S,X	Use with Ford pumps tagged HBA-BF, -BG, -BH, -BK, 5/8"-18 thread at fitting	1	C7AZ 3A643-B
69/70	F	#HBA-BZ	1	
70	A,B,F,P,S	Use with all models exc. #HBA-BZ, CC, 5/8"-18 thread at fitting	1	D0AZ 3A643-A
71	A	Use w/#HBA-BV, CA	1	
71	B,F,P	Use w/#HBA-BM, BR, CG	1	
71	S	Use w/#HBA-BX	1	
71	A,S	Use w/#HBA-BX1, BV1, CA1-includes oil filter	1	D1AZ 3A643-A
72	A,B,F,S,U	#HBA-all	1	
72	P	Use with #HBA-BR, CL	1	D1AZ 3A643-A
70	F,X	Use with #HBA-CC, 7/8"-20 thread at fitting	1	D0ZZ 3A643-A
71/	P	Use w/#HBA-BN, CM	1	
72	S	Use with #HBA-CJ-Saginaw pump	1	D2VY 3A643-A
65/67	A, B, F, S, X (Eaton pump)	Seal (cover)-2 5/8" I. D.	1	87147-S91(T38)
65/	A, B, F, S, X (Ford pumps)	Screw assy. (to housing)-3/8"-16 x 3/4"	3or4	379376-S(BB562X)
67/	A, B, F, S, X	Nut-5/8"-18 x 15/16" (housing fitting to reservoir)	AR	351335-S38 (MM123D)
70	F, X	Nut-7/8"-20	AR	383671-S2 (MM125AA)

Identification marking

May, 1975

COPYRIGHT © 1975 — FORD MOTOR COMPANY — DEARBORN, MICHIGAN

FINAL ISSUE

HALPERT_AUCTIONS

YEAR	MODEL		DESCRIPTION	QTY.	PART NUMBER
	3D643 PLATE & BUSHING - POWER STEERING PUMP				
65/69	A,B,F,S,X		Use with Ford pumps	1	C5AZ 3D643-B
70/72	A		Use with #HBA-CA,CA1	1	
70/72	B,P		Use with #HBA-BM,BN,BR,CA1,CT	1	
70	F,X			1	
70/72	A		Use with #HBA-BV,BV1	1	D0AZ 3D643-A
70/72	S		Use with #HBA-BX,BX1	1	
71/72	F		Use with #HBA-CG	1	
72	A,B,F,P,S,U		Use with #HBA-CK,CL,CM,CN,CR	1	D3AZ 3D643-A
65/	A,B,F,S,X		Pin (pump)-3/16" x 2 1/32"dowel	2	379375-S(NN143H)
71/	A,F,S		Bolt-3/8" -16 x 29/32" (cover to housing)	3	384454-S2 (BB416BE)
	3647 BALL KIT - STEERING GEAR WORM				
65/	A(M/S)		Consists of 60 balls-.28125" dia. balls	1	B8A 3647-B
65/	B,F,P,X		Use with #HCA-BV,BY,BZ,CA,CD,CE, -#SMA-A,B,C,F,G,R,T	1	
65/71	B,F,X		Consists of 62 balls-.23" diameter -	1	C0DR 3647-A
			Use with #HCC-AM,AN,AP,AT,AU,AY,AX, -AZ,BB,#SMB-A,B,C,D,E,F,H,J,K	1	
65/69	A(P/S)-Saginaw		Consists of 22 balls-.28117" diameter	1	C5AZ 3647-B
71/	F(P/S)-Saginaw		Use with #SPA-S,T,U,V	1	
			Consists of 22 balls-.28125" diameter	1	C5AZ 3647-C
			Consists of 22 balls-.28133" diameter	1	C5AZ 3647-D
			Consists of 22 balls-.28141" diameter	1	C5AZ 3647-E
			Consists of 22 balls-.28149" diameter	1	C5AZ 3647-F
			Consists of 22 balls-.28157" diameter	1	C5AZ 3647-G
72	U(P/S)			1	D3TZ 3647-A
	3649 EMBLEM - STEERING WHEEL HUB - Also refer to Group 3600				
69/72	A,B,L,P (with std. wheel)	"Before 5/1/72"	"Ford" emblem only	1	C9AZ 3649-A
69/72	A,B(with deluxe wheel)	"Before 5/1/72"	"Ford" emblem with crown and leaves	1	C9AZ 3649-B
70/72	P(with deluxe wheel)	"Before 5/1/72"	2 spoke wheel	1	
71/72	L (with deluxe wheel)	"Before 5/1/72"		1	
72	A,B,L,P	"From 5/1/72"	" Ford" emblem with crown and leaves- 2 spoke wheel	1	D3AZ 3649-B
67	B(except Wood Grain wheel)			1	C7OZ 3649-B
67	B(with Wood Grain wheel)			1	★C7OZ 3649-C
70/	B	"From 1/5/70"	3 spoke wheel	1	D0OZ 3649-A
65/66	F			1	C5ZZ 3649-A
67	F			1	C7ZZ 3649-A
69/72	F	"Before 5/1/72"	2 spoke wheel	1	C9ZZ 3649-A
72	F	"From 5/1/72"	2 spoke wheel	1	D3ZZ 3649-A
68	F(GT350/500)			1	★S8MS 3649-A
69/70	F(GT350/500)		"Cobra"	1	C9ZZ 3649-B
70/	F(exc. GT 350/500)		3 spoke wheel	1	D0ZZ 3649-A
65	S (except 63B)		Not replaced (12/74)	1	★C4SZ 3649-A
65	S(63B)			1	C5SZ 3649-A
66/67	S			1	
69/72	S(w/o speed control)		2 spoke wheel	1	D3SZ 3649-A
65/67	X (with Horn Ring) -except Sprint models			1	★ C0DF 3649-B
67	X(54B,62B,C,71B)			1	C7OZ 3649-B
69/70	X(with standard wheel)		"Ford" emblem only	1	D3AZ 3649-A
	3A650 REPAIR KIT - POWER STEERING HYDRAULIC CONTROL VALVE				
65/71	B			1	C3AZ 3A650-B
65/70	F,X			1	
71/	P			1	
	Consists of				
	2-B4A 2428-A "O" ring		1-C2AZ 3A728-A Clamp	1-C1AA 3A740-C Gasket	
	2-C2OA 3C513-A Seal		1-C7OZ 3A729-A Cover	2-32873-S7 Screw	
	2-C2OZ 3A519-B Bushing				
	3B650 PIVOT ASSY. - MOVABLE STEERING COLUMN				
65	A (A/T)(P/S)			1	C5AZ 3B650-A
65/66	A, S		Nut(pivot to trans.control selector)-5/16"-18	1	33797-S7(M50)
			Washer-flat-5/16"		44725-S8(X22)

HALPERT_AUCTIONS

YEAR	MODEL	DESCRIPTION	QTY.	PART NUMBER
	3E650 SHOCK ABSORBER KIT - STEERING			
66/67	U	Replaced by the following details	1	★C6TZ 3E650-A
	1-C8TZ 3E651-B Shock	1-C8TZ 3E653-A Bracket	1-C8TZ 3E655-B	Insulator
	1-C8TZ 3E652-A Bracket	2-C8TZ 3E654-A U-bolt	4-34443-S7	Nut
	3C651 BOOT and INSULATOR KIT - POWER STEERING CYLINDER			
65	B, X		1	C3AZ 3C651-A
65	F (8 cyl.)		1	
66	F		1	
	Consists of			
	2-C1AA 3A344-A Washer	2-C3AA 3A345-A Insulator	1-C3AA 3C528-A	Boot
		1-C3AZ 3C755-A Clamp		
66/71	B		1	C6OZ 3C651-A
67/70	F		1	
70/	P		1	
66/70	X		1	
	Consists of			
	2-C7OA 3A344-A Insulator	2-C3AA 3A345-A Washer	1-C3AA 3C528-A	Boot
		1-C3AZ 3C755-A Clamp		
	3D651 FLANGE - STEERING COLUMN TUBE - LOWER			
68/69	A(tilt wheel) "Before 7/29/68"		1	C8MY 3D651-A
69	A(tilt wheel) "From 7/29/68"		1	C9AZ 3D651-A
67	F, S(tilt wheel)		1	C7SZ 3D651-A
68	F, S(tilt wheel)		1	C8ZZ 3D651-A
69	F, S(tilt wheel)		1	C9ZZ 3D651-A
70/	A, F, S(tilt wheel)	#D0AA 3508-A,B,C,D,E,F,D1AA 3508-AA or D2SA 3508-AA	1	D1AZ 3D651-A
		Washer-7/8"-spring (to socket)	1	374280-S(XX364B)
		Screw & washer(to tube)-1/4"-20x1 1/8"-socket	3	381658-S2(BB817CD)
	3E651 SHOCK ABSORBER - STEERING			
68/	U	3/8" -16 threaded studs	1	C8TZ 3E651-B
	3652 SPACER - POWER STEERING CYLINDER MOUNTING - Serviced in 3C590 kit			
	3A652 BRACKET - POWER STEERING CYLINDER MOUNTING			
65	B, X		1	C2OZ 3A652-A
66/69	B, X		1	C6OZ 3A652-A
70	X		1	
70/71	B		1	D0OZ 3A652-A
67/70	F		1	C7ZZ 3A652-A
70/	P		1	D0DZ 3A652-A
65/	B, F, P, X	Bolt (bracket to frame) -3/8"-16 x 1 1/2"	1	376058-S(BB157A)
65/	B	Bolt (bracket to underbody)-3/8"-24 x 3 1/2"	1	45549-S(B179)
65/68	F		1	
69	F	Bolt (brkt. to underbody)-3/8"-16 x 3 1/2"	1	383496-S100 (BB168)
		Nut-3/8"-16	1	383406-S100 (MM173MY)
65/	B, F	Nut-3/8"-16-rivet type	2	375474-S8 (MM120B)
65/	B, F, P, X	Nut (bracket to underbody)-3/8"-16	1	377605-S7-8 (MM151G)
		Nut-3/8"-24	1	382832-S100 (MM169JF)
65/	B, F, P, X	Washer-flat-3/8"	AR	353992-S(XX127)
		Washer-flat-1/2"	1	356474-S18(XX183)
		Washer-flat-7/16"	2	44730-S8(X26)
	3E652-3 BRACKET - STEERING SHOCK ABSORBER			
68/69	U	R. H.	1	C8TZ 3E652-A
		L. H.	1	C8TZ 3E653-A
70/	U	R. H.	1	D0TZ 3E652-A
70	U "Before Ser.J30,001"	L.H.	1	C8TZ 3E653-A
70/	U "From Ser.J30,001"	L.H.	1	D1TZ 3E653-A
68/	U	Bolt(bracket to frame)-5/16"-18 x 4 3/4"	2	300946-S8(B73)

Identification

COPYRIGHT © 1975 — FORD MOTOR COMPANY — DEARBORN, MICHIGAN

FINAL ISSUE

HALPERT_AUCTIONS

YEAR	MODEL	DESCRIPTION	QTY.	PART NUMBER
	3D654 FITTING - POWER STEERING PUMP VALVE OUTLET			
65/66	A, B, F, X	Used with Ford pumps tagged HBA-AC, -AC1, -AC4, -AD, -AD1, -AD4, -AE, -AE1, -AE4, -AF, -AF1, -AF4, -AG, -AG1, -AG4, -AH, -AH1, -AH4, -AJ, -AJ1, -AN, -AN1, -AN4, -AR, -AR1, -AR4	1	★C5AZ 3D654-D
65/66	A, B, F, S, X	Use with Ford pumps tagged HBA-AC2, -AC3, -AD2, -AD3, -AE2, -AE3, -AF2, -AF3, -AG2, -AG3, -AH2, -AJ2, -AN2, -AN3, -AR2, -AR3, -AS, -AT, -AU, -BB, -BC	1	C5AZ 3D654-E
72	S	Use with #HBA-CJ-Saginaw pump	1	D2VY 3D654-A
	3E654 U-BOLT - STEERING SHOCK ABSORBER			
68	U "Before Ser. D68,001"	3/8"-24 thread	2	C8TZ 3E654-A
68/	U "From Ser. D68,001"	3/8"-16 thread	2	C8TZ 3E654-B
	3D655 SPRING - STEERING COLUMN POSITION			
68/69	A, F, S(tilt column)		1	C7SZ 3D655-C
70/	A, F, S (tilt column)	11/16" diameter-3" free length	1	D0AZ 3D655-A
67	F, S(tilt column)	11/16" diameter-2 1/4" free length	1	C7SZ 3D655-A
	3E655 INSULATOR and WASHER KIT - STEERING SHOCK ABSORBER			
68	U	Use with 3/8"-24 threaded shock absorber studs	1	C8TZ 3E655-A
	Consists of 2-C5TA 18041-B Washer 4-I-500939 Insulator 2-C5TA 18171-B Washer 2-34664-S2 Nut & washer			
68/	U	Use with 3/8"-16 threaded shock absorber studs	1	C8TZ 3E655-B
	3656 RING - STEERING WHEEL HUB TRIM			
67	A(7 litre)-with P/S	3.72" O.D.-zinc die cast-retainer	1	★C7AZ 3656-A
67	A(7 litre)-with Manual steering		1	★C7AZ 3656-C
67	A, X	4.42" O.D.-plastic-trim ring	1	C7AZ 3656-B
67	S(except 57B, 65B with Deluxe wheel)		1	
67	B(except Wood Grain steering wheel)		1	
67	B, F(with Wood Grain steering wheel)	Plastic-trim ring	1	C7ZZ 3656-A
67	B, F(with Wood Grain steering wheel)-P/S		1	C7OZ 3656-A
67	B, F(with Wood Grain steering wheel)-Man. strg.		1	★C7OZ 3656-B
67	S(except speed control)	3.74" O.D.-zinc cast-retainer	1	★C7SZ 3656-A
	3D656 BUMPER - STEERING COLUMN TUBE UPPER FLANGE			
67	F, S(tilt column)	21/64" O.D.-1/2" long	1	C7SZ 3D656-A
67/69	A, F, S (tilt column)	Lower-1/4" x 5/16" x 59/64" long	1	C7SZ 3D656-C
70/	A, F, S (tilt column)		1	D0AZ 3D656-A
	3A657 SHIM KIT - STEERING GEAR SECTOR SHAFT ADJUSTING			
65/	A, B, F, P, X	Use with Ford built manual (M/S) and power assist (P/A) gears-consists of 4 shims (1) .063" thick (1) .067" thick (1) .065" thick (1) .069" thick	1	B8AZ 3A657-A
	3A658 SPACER - POWER STEERING CONTROL VALVE SPOOL			
65/71	B		1	C1AA 3A658-A
65/70	F, X		1	
70/	P		1	
65/	B, F, X	Washer-flat (spacer retainer)-5/8"	1	370232-S(XX207)
	3B658 INDEX - STEERING COLUMN LOCKING			
67	F, S(tilt wheel)		1	C7SZ 3B658-A
68/69	A, F, S(tilt wheel)		1	C8SZ 3B658-A
	3C660 WASHER - STEERING SHAFT COUPLING BOLT			
65/	A, S	19/64" I.D. & 25/64" I.D.-5/8" O.D.	AR	C3OZ 3C660-A
65/70	B, F, X		AR	
71/	P		2	

Identification marking

HALPERT_AUCTIONS

YEAR	MODEL	DESCRIPTION	QTY.	PART NUMBER
	3B661 LEVER - STEERING COLUMN LOCKING			
65	A "Before 9/15/64"		1	★C4AZ 3B661-A
65	A "From 9/15/64"		1	C5AZ 3B661-A
68/69	A, F, S(tilt wheel)		2	C8SZ 3B661-A
70/	A, F, S (tilt wheel)		1	D0AZ 3B661-A
67	F, S(tilt wheel)		2	C7SZ 3B661-A
67	F, S	Pin-straight (to flange)-3/16" x 1 1/8"	2	374341-S(NN143D)
65	A	Stud (lever to track)-5/16"-18 x 3/8"-16 x 3 25/64" hex. shoulder	1	378212-S2(WW121)
65/66	S	Stud (to track)-3/8"-16 & 5/16"-18 x 2.36"	1	378972-S2(WW124)
		Nut-3/8"-16		34057-S8(M161)
		Lockwasher-3/8"		34807-S8(X66)
		Washer-flat-33/64"		371703-S(XX179)
		Washer-spring-33/64"		356460-S8(XX369)
68	A, F, S	Pin-straight (to flange)-3/16" x 1 1/4"	2	382715-S(NN143E)
	3B663 PIN - STEERING COLUMN LOCKING LEVER			
68/69	A(tilt wheel)		1	C7VY 3B663-A
	3B664 SPRING - STEERING COLUMN LOCKING LEVER			
67	F, S (tilt wheel)		1	C7SZ 3B664-A
68/69	A, F, S(tilt wheel)		1	C8SZ 3B664-A
70/	A, F, S (tilt wheel)		1	D0AZ 3B664-A
	3668 CLAMP - STEERING COLUMN TO INSTRUMENT PANEL			
69	A	Lower-not replaced (12/74)	1	★C9AZ 3668-A
67	B	Clamp assy.	1	C0DF 3668-BF
68/69	B	Clamp-upper-not replaced (12/74)	1	★C8OZ 3668-B
69	B	Clamp-lower	1	C8OZ 3668-C
72	B	Bracket-steering column-lower	1	D2OZ 3668-B
65/66	F	Clamp assy.	1	C0DF 3668-BF
69	F	Lower-not replaced (12/74)	1	★C9ZZ 3668-A
71	L	Lower	1	D1FZ 3668-A
72	L	Bracket-steering column-lower	1	D2OZ 3668-B
70	P (non-locking column)	Lower	1	D0DZ 3668-A
68/69	S	Lower-not replaced (12/74)	1	★C8SZ 3668-A
72	S	Bracket-steering column-lower	1	D2OZ 3668-B
66/	U		1	C5TZ 3668-B
66/	U	Bracket-lower	1	C6TZ 3668-D
65/67	X	Clamp Assy.	1	C0DF 3668-BP
68/69	X	Clamp-upper-not replaced (12/74)	1	★C8OZ 3668-B
70	X		1	
69	X	Clamp-lower	1	C8OZ 3668-C
70	X		1	
65/66	X	Nut (clamp to pedal support)-5/16"-24	2	33798-S8(M62)
		Lockwasher-5/16"		34806-S7(X64)
67/	B, X	Stud(to pedal support)-5/16"-18 & 5/16"-18 x 1 3/4"	2	381597-S2 (WW78W)
67/68	B, X	Nut(to bracket)-5/16"-18	4	379930-S (MM173M)
69	B, X	Nut 1/9"-20 locking (lower clamp to retainer bolt)	1	371068-S(MM171)
69	A, B, X	Nut-5/16"-18 locking (upper clamp to column bracket)	4	379930-S (MM173M)
68/	F	Stud-5/16"-18 x 1 15/16"(clamp to instru.panel)	2	382722-S(WW131D)
69/	U	Nut 5/16"-18 hex.head (clamp to dash)	3	33797-S(M50)
		Washer 5/16"	3	356309-S(XX299)
69/	U	Nut-3/8"-16 (clamp to support)	1	382535-S (MM173HMY)
		Bolt-3/8"-16 x 5/8" carrier (clamp to support)	1	23440-S(B10)
	3A670 ADJUSTER ASSY. - STEERING GEAR WORM THRUST BEARING			
65	A, B		1	C3AZ 3A670-A
66/	A (M/S)		1	
66/	B	#HCA-BZ, CE, SMA-B, F, T	1	
71	F (M/S)		1	
70/	P		1	

COPYRIGHT © 1975 — FORD MOTOR COMPANY — DEARBORN, MICHIGAN
FINAL ISSUE

HALPERT_AUCTIONS

YEAR	MODEL		DESCRIPTION	QTY.	PART NUMBER
	3A670 ADJUSTER ASSY. - STEERING GEAR WORM THRUST BEARING - continued				
66/70	B, X(M/X)		#HCA-CA, CF or SMA-C	1	★C6OZ 3A670-A
66/67	B		#HCA-BY, CD or SMA-A	1	
66/70	X(P/S)		#HCA-BY, CD or SMA-A	1	
65/70	F		#HCC-AT, AX, AW, SMB-A, B or J	1	C3DZ 3A670-C
65	X			1	
67/70	F		#SMB-C, D, E, F or K	1	C7ZZ 3A670-A
	3D672 RETAINER - STEERING COLUMN CLAMP				
70/71	S			1	D0SZ 3D672-A
71/72	L	"Before 1/10/72"		2	D1FZ 3D672-A
72	B, S	"Before 1/10/72"		2	D2OZ 3D672-A
72	B, L, S	"From 1/10/72"		2	D2OZ 3D672-B
	3A673 COVER - STEERING COLUMN INSTRUMENT PANEL OPENING				
70/	P			1	D0DZ 3A673-A
			Spring-nut-No. 8		353464-S8(MM248)
	3A674 PUMP ASSY. - POWER STEERING				
	- A -				
65	A(8 cyl. 289)-without A/C		Eaton pump-use with Ford P/S gear marked HCE-C	1	C5AZ 3A674-C
			Eaton pump-use with Saginaw P/S gear marked HCE-B	1	C5AZ 3A674-D
65/66	A(8 cyl.)-without A/C		#HBA-AG, AG1, AG2, AG3, AJ, AJ1, AJ2, BC, BC1, BC3(Ford pump)	1	C5AZ 3A674-ARM
	A(6 cyl.) A(8 cyl.)-without A/C		#HBA-AH, AH1, AH2, AH3, AH4, AM1, AM2, BB, BB1, BB3(Ford pump)	1	C5AZ 3A674-DRM
67/69	A		#HBA-BG, BG1, BJ, HCE-C, D, SPA-A or E (use with Ford P/S gears)	1	C7AZ 3A674-A
	A		#HBA-BH, BH1, SPA-H, N (use with Saginaw P/S gears)	1	C7TZ 3A674-A
70/71	A		#HBA-BV, BV1, CA, CA1	1	C9TZ 3A674-D
72	A(exc. P/C)	"Before 6/1/72"	#HBA-BV, BV1, CA, CA1	1	C9TZ 3A674-D
	A(exc. P/C)	"From 6/1/72"	#HBA-CK	1	D3AZ 3A674-A
	A(P/C)		#HBA-CT, CV	1	D3AZ 3A674-B
	- B -				
65	B(6 cyl.)		#HBA-AR, AR1, AR2, AR3, AR4(Ford pump)	1	C5OZ 3A674-CRM
	B(8 cyl.)-without A/C		#HBA-AE, AE1, AE2, AE3, AE4(Ford pump)	1	C5OZ 3A674-ARM
	B(8 cyl.)-with A/C		#HBA-AF, AF1, AF2, AF3, AF4	1	C5OZ 3A674-BRM
	B(6 cyl.)-without A/C		Eaton pump	1	C2AZ 3A674-B
	B(8 cyl.)-without A/C		Eaton pump	1	C5OZ 3A674-B
66	B(6 cyl.)		#HBA-AS	1	C6OZ 3A674-ARM
	B(8 cyl. 289)-without A/C		#HBA-AT	1	C6OZ 3A674-BRM
	B(8 cyl. 289)-with A/C		#HBA-AU	1	C6OZ 3A674-CRM
	B(8 cyl. 390)-without A/C		#HBA-AC, AC1, AC2, AC3, AC4	1	C5DZ 3A674-ARM
	B(8 cyl. 390)-with A/C		#HBA-AD, AD1, AD2, AD3, AD4	1	C5DZ 3A674-CRM
67/68	B		#HBA-BF, BF1	1	C7OZ 3A674-A
69	B(8 cyl. 302, 351)		#HBA-BK	1	C9OZ 3A674-A
	B(6 & 8 cyl. 390, 428)		#HBA-BF, BF1	1	C7OZ 3A674-A
70/71	B(6 cyl.)		#HBA-BR	1	D0OZ 3A674-B
	B(8 cyl.)		#HBA-BM	1	D0OZ 3A674-A
72	B(exc. P/C)	" Before 6/1/72"	#HBA-CA1	1	C9TZ 3A674-D
	B(exc. P/C)	" From 6/1/72"	#HBA-CK	1	D3AZ 3A674-A
	B(P/C)	" From 1/3/72"	#HBA-CT, CV	1	D3AZ 3A674-B
	- F -				
65	F(6 cyl. 170)-without A/C		Eaton pump	1	C2AZ 3A674-B
	F(8 cyl. 260)-without A/C		Eaton pump	1	C5OZ 3A674-B
	F(8 cyl. 260)-with A/C		Eaton pump	1	C5AZ 3A674-D
65/66	F(6 cyl. 200)		#HBA-AN, AN1, AN2, AN3, AN4(Ford pump)	1	C5DZ 3A674-BRM
	F(8 cyl. 289)-without A/C		#HBA-AC, AC1, AC2, AC3, AC4(Ford pump)	1	C5DZ 3A674-ARM
	F(8 cyl. 289)-with A/C		#HBA-AD, AD1, AD2, AD3, AD4(Ford pump)	1	C5DZ 3A674-CRM

Identification marking

HALPERT_AUCTIONS

YEAR	MODEL	DESCRIPTION	QTY.	PART NUMBER
	3A674 PUMP ASSY. - POWER STEERING - continued			
	- F -			
67/68	F(exc. GT 350/500)	‡HBA-BF, BF1	1	C7OZ 3A674-A
	F(GT350/500)	‡HBA-BH, BH1	1	C7TZ 3A674-A
69	F(exc. Boss 429)	#HBA-BF, BF1	1	C7OZ 3A674-A
	F(Boss 429)	‡HBA-BZ, CD	1	D0ZZ 3A674-C
70	F(8 cyl. 302, 351)	‡HBA-CC	1	D0ZZ 3A674-B
	F(6 cyl. & 8 cyl. 428)	‡HBA-BR	1	D0OZ 3A674-B
	F(Boss 429)	#HBA-BZ, CD	1	D0ZZ 3A674-C
71/72	F "Before 7/1/72"	‡HBA-CG	1	D1ZZ 3A674-B
72	F "From 7/1/72"	‡HBA-CN	1	D3ZZ 3A674-A
	- P -			
70/72	P(6 cyl.) "Before 8/8/72"	‡HBA-BR	1	D0OZ 3A674-B
72	P(6 cyl.) "From 8/8/72"	#HBA-CL	1	D3DZ 3A674-A
71/72	P(8 cyl.) "Before 8/8/72"	#HBA-BN	1	D0ZZ 3A674-A
72	P(8 cyl.) "From 8/8/72"	#HBA-CM	1	D3DZ 3A674-B
	- S -			
65	S-without A/C	Eaton pump	1	C3SZ 3A674-A
65/66	S	HBA-AM, AM1, AM2, BB, BB1(Ford pump)	1	C5AZ 3A674-DRM
67/69	S	‡HBA-BG1	1	C7AZ 3A674-A
70/71	S	‡HBA-BX1, A2	1	D0VY 3A674-B
72	S(8 cyl. 400, 429)-without A/C "Before 7/1/72"	‡HBA-BX1, A3(Ford pump)	1	D0VY 3A674-C
	S(8 cyl. 400, 429)-without A/C "From 7/1/72"	‡HBA-CR(Ford pump)	1	D3TZ 3A674-A
	S(8 cyl. 429, 460)-with A/C	‡HBA-CJ(Saginaw pump)	1	D2VY 3A674-A
	- U -			
72	U	#HBA-CN	1	D3ZZ 3A674-A
	- X -			
65	X(6 cyl.)	‡HBA-AN, AN1, AN2, AN3, AN4(Ford pump)	1	C5DZ 3A674-BRM
	X(8 cyl.)-without A/C	‡HBA-AC, AC1, AC2, AC3, AC4(Ford pump)	1	C5DZ 3A674-ARM
	X(8 cyl.)with A/C	‡HBA-AD, AD1, AD2, AD3, AD4(Ford pump)	1	C5DZ 3A674-CRM
	X(6 cyl.)-without A/C)	Eaton pump	1	C2AZ 3A674-B
	X(8 cyl.)-without A/C	Eaton pump	1	C5OZ 3A674-B
66	X(6 cyl.)	‡HBA-AS, AS3	1	C6OZ 3A674-ARM
	X(8 cyl. 289)-without A/C	‡HBA-AT, AT3	1	C6OZ 3A674-BRM
	X(8 cyl. 289)-with A/C	‡HBA-AU, AU3	1	C6OZ 3A674-CRM
67/68	X	‡HBA-BF, BF1	1	C7OZ 3A674-A
69	X(6 cyl.)	#HBA-BF, BF1	1	C7OZ 3A674-A
	X(8 cyl.)	‡HBA-BK	1	C9OZ 3A674-A
70	X(6 cyl.)	‡HBA-BR	1	D0OZ 3A674-B
	X(8 cyl.)	‡HBA-CC	1	D0ZZ 3A674-B
	3A675 SPRING CENTERING KIT - POWER STEERING CONTROL VALVE			
65/71	B	Consists of	1	C3AZ 3A675-B
65/66	F(6 cyl.)	1-C7OZ 3A594-A Spring 2-B9M 3799-A Seat	1	
67/70	F	1-C2OA 3C706-A "O" ring 1-55672-S Nut	1	
65	X	1-AJ 33707-B Spacer 2-372300-S Washer	1	
67/70	X		1	
70/	P		1	
65/66	F (8 cyl.)	Consists of 1-C3DA 3A594-B Spring 1-AJ 33707-B Spacer 1-C2AZ 3C706-A Seal 2-B9M 3799-A Washer 2-372300-S Washer	1	C3DZ 3A675-A
66	X	Consists of 1-C6DZ 3A594-A Spring 1-AJ 33707-B Spacer 1-C2AZ 3C706-A Seal 2-B9M 3799-A Washer 2-372300-S Washer	1	C6DZ 3A675-A

‡ Identification marking

COPYRIGHT © 1975 — FORD MOTOR COMPANY — DEARBORN, MICHIGAN

HALPERT_AUCTIONS

YEAR	MODEL		DESCRIPTION	QTY.	PART NUMBER
	3676-8	**BRACKET - STEERING COLUMN TO INSTRUMENT PANEL**			
68	A		"L" shape	1	★C8AZ 3676-A
	A		Lower-at dash panel-not replaced	1	★C8AZ 3676-B
	A		Upper-to brake pedal support	1	★C8AZ 3678-A
69	A		Upper-not replaced	1	★C9AZ 3678-A
70	A			1	D0AZ 3676-A
71/	A			1	D1AZ 3676-A
68	B	"Before 3/1/68"		1	★C8OZ 3676-B
68/69	B	"From 3/1/68"	Not replaced	1	★C8OZ 3676-C
70/71	B			1	D0OZ 3676-A
72	B		Bracket-column mounting upper-(see basic 3668 for lower)	1	D2OZ 3678-D
	B		Brace-column support-R.H.	1	D2OZ 3678-B
			Brace-column support-L.H.	1	D2OZ 3678-C
65	F		With charge indicator & oil pressure warning lights-"Rally-Pac"	1	★C5ZZ 3678-A
65/66	F		With ammeter & oil pressure gauge-"Rally-Pac"	1	C5ZZ 3678-B
69	F		Upper-not replaced	1	★C9ZZ 3676-A
70/71	F			1	D0AZ 3676-A
72	F			1	D1AZ 3676-A
71	L			1	D1FZ 3678-A
72	L	"Before 1/10/72"		1	D2FZ 3678-A
	L	"From 1/10/72"		1	D2FZ 3678-B
70/	P			1	D0AZ 3676-A
67	S		Brace-brake pedal suppt. to cowl-7/16" dia. rod	1	C7SZ 3678-A
68/69	S		"L"-shape	1	C8LY 3676-A
	S		Straight-5 1/4" long-not replaced	1	★C8SZ 3678-A
	S		Brace-brake pedal suppt.-7/16" dia. rod	1	C7SZ 3678-A
70/71	S		Bracket-column support	1	D0SZ 3676-A
	S		Brace-brake pedal suppt. to cowl-7/16" dia. rod	1	C7SZ 3678-A
72	S	"Before 1/10/72"	Bracket-column mounting upper (see basic 3668 for lower)	1	D2OZ 3678-A
	S	"From 1/10/72"	Bracket-column mounting upper-(see basic 3668 for lower)	1	D2OZ 3678-D
68	X	"Before 3/1/68"		1	★C8OZ 3676-B
68/70	X	"From 3/1/68"	Not replaced	1	★C8OZ 3676-C
65/	A		Bolt (brkt. to instrument panel)-5/16"-24 x 1 1/4"	2	20427-S8(B158)
65	A		Bolt (bracket to cover plate)-5/16"-18 x 3/4"	2	20346-S8(B50)
66	A		Bolt (to column)-5/16"-18 x 1"	2	20386-S8(B53)
68	A,S		Screw(bracket to pedal support)-7/16"-14 x 3/4"	2	382092-S(BB563BE)
69	A		Screw & washer 5/16"-18 x 1" (bracket to column)	AR	379058-S(BB574E)
69	A		Bolt 5/16"-18 x 3/4" (bracket to clamp)	2	56320-S(B318GD)
65/66	F		Screw & washer (rally-pac to column)-No.10-24 x 5/8"	2	377297-S7-8 (BB817AL)
69	F		Bolt-3/8"-16 x 3/4" carrier (upper bracket to pedal support)	1	383092-S(BB706X)
67/69	S		Screw (upper to lower bracket)-5/16" x 3/4"-washer head	2	359662-S7-8 (BB575A)
			Locknut-5/16"-18		34392-S7(M93)
			Nut-5/16"-24		33798-S7-8(M62)
			Lockwasher-5/16"		34806-S7(X64)
			Lockwasher-5/16"-external tooth		★34941-S7
			Washer-flat-5/16"		44722-S8(X19)
71/	A		Bolt-3/8"-16 x 1" square neck (2 required to attach 3676 & 3B139 brackets to brake pedal support)(2 required to attach 3676 & 3B139 brackets to steering column)	AR	384527-S2 (BB688D)
71/	A,B,F,P,S	"From 4/16/71"	Bolt-3/8"-16 x 1/2" (bracket to column)	4	383481-S2 (BB545EU)
72	B		Screw & washer (brace to brake pedal support)-5/16"-18 x 1"	4	57140-S(B340H)
			Nut & retainer-5/16"-18	4	★45268-S101

HALPERT_AUCTIONS

YEAR	MODEL	DESCRIPTION	QTY.	PART NUMBER
	3B676 SHAFT and JOINT ASSY. - STEERING COLUMN - Refer to group 3524			
	3K680 GROMMET - STEERING COLUMN OPENING			
69	F(65, 76)		1	C9ZZ 3K680-A
69	F(63)		1	C9ZZ 3K680-B
	3D681 RETAINER ASSY. - STEERING COLUMN LOWER BEARING			
72	B(all exc. column shift A/T)		1	D2OZ 3D681-A
72	B, S(column shift-A/T)		1	D2OZ 3D681-B
71/	L		1	D1FZ 3D681-A
66/	U		1	C5TZ 3D681-A
	3682 INSULATOR - STEERING COLUMN BRACKET			
65/66	A(fixed column)		1	C5AZ 3682-B
72	B, L, S		1	D2OZ 3682-A
71	L		2	D1FZ 3682-A
	3D683 STUD - POWER STEERING PUMP SUPPORT			
65/66	A, B, F, S, X	5/16"-18 & 3/8"-16 x 4 7/8"-use with Ford pumps tagged HBA-AC thru AC4, -AD thru AD4, -AE thru AE4, -AF thru AF4, -AG thru AG4, -AH thru AH4, -AJ thru AJ2, -AT, -AT3, -AU, -AU3, -BB, -BB1, -BB3, -BC, -BC1, -BC3	1	C5AZ 3D683-B
	3E683 PIN - STEERING COLUMN RELEASE CABLE			
68/69	F, S(tilt column)		1	C8ZZ 3E683-A
	3D684 SEAL and GASKET KIT - POWER STEERING PUMP TO RESERVOIR - Also supplied in 3B584 kit			
65/69	A, B, F, S, X	Use with Ford pumps tagged HBA-consists of 1-C5AR 3D594-A Seal 1-C5AR 3D684-A Gasket 1-383213-S Seal	1	C5AZ 3D684-A
70/	A, B, F, P, S, U, X	Consists of 1-D1AR 3D594-A seal 1-D0ZR 3D594-A seal 1-C5AR 3D684-A gasket 1-383212-S94 seal	1	D1AZ 3D684-A
	3D684 SEAL - POWER STEERING PUMP RESERVOIR			
65	A, B, F, S, X "From 12/1/64 to 2/1/65"	.142"/.150" thick-1 1/4" White Stripe-for oversize reservoir on Ford pumps	1	C5AZ 3D684-B
	3685 KEY - FRONT DOOR and IGNITION LOCK - BLANK			
65/67	A, B, F, S, X	Refer to 22053 Group		B9A 3685-A
66/	U		1	
	3D687 COLLAR - STEERING WHEEL HUB			
65/66	A, B	Black	1	C5OZ 3D687-A
66	X		1	
67	B, X	Black	1	★C7OZ 3D687-A
	3B688 SPRING - POWER STEERING PUMP OIL FILTER RETAINING			
65	A, B, F, S, X (without A/C)	1.85" long-8 coils	1	C2SZ 3B688-A
65	F(8 cyl.)-with A/C	2.20"long-9 coils	1	★C2SZ 3B688-B
	3D688 SHIM - POWER STEERING GEAR VALVE CENTERING			
65/	A, S	1.61" I.D. -.0057"/.0063" thick	1	C5AZ 3D688-A
72	B	1.61" I.D. -.0077"/.0083" thick	1	C5AZ 3D688-B
		1.61" I.D. -.0097"/.0103" thick	1	C5AZ 3D688-C
		1.61" I.D. -.0117"/.0123" thick	1	C5AZ 3D688-D
		1.61" I.D. -.0137"/.0143" thick	1	C5AZ 3D688-E
	3691 HOSE - POWER STEERING RESERVOIR TO PUMP			
65/67	A (6 cyl.)	15 5/8" long	1	C1TZ 3691-A
65/67	A (8 cyl. 352, 390), B(8 cyl.)-with A/C	11 1/4" long-make from C7TZ 3691-B	1	★C3AA 3691-G
65/67	A(8 cyl. 260, 289)-with A/C	13 1/4" long-make from C7TZ 3691-B	1	★C3AA 3691-H
65	F(8 cyl.)	10 3/8" long-make from C7TZ 3691-B	1	★ C4ZA 3691-A
65/67	X(8 cyl.)-with A/C	8 1/8" long-make from C2SZ 3691-A	1	★C3DA 3691-A
	3D695 RETAINER - STEERING COLUMN SHROUD			
65/66	A(fixed column) "Before 11/1/65"	6" overall length	1	C5AZ 3D695-A
65	A(moveable column)	Cut to length	1	
70/	A, F, S (tilt wheel)		1	D1AZ 3D695-B
70/	A, B, F, P, S (fixed wheel)		1	D1AZ 3D695-A
	3E696 SPRING - STEERING COLUMN LOCK			
70/	A, P(column shift-M/T)	5/8" free length-5/16" dia.	1	D0AZ 3E696-A
70/71	B(column shift-M/T)		1	

COPYRIGHT © 1975 — FORD MOTOR COMPANY — DEARBORN, MICHIGAN

HALPERT_AUCTIONS

SECTION 36

YEAR	MODEL	DESCRIPTION	QTY.	PART NUMBER
	3A697 RESERVOIR ASSY. - POWER STEERING PUMP OIL			
65	A, B(without A/C)	For Eaton pump	1	C3OZ 3A697-A
65/66	A, B	For Ford pumps tagged HBA-AE, -AE1, -AE4, -AF, -AF1, -AF4, -AG, -AG1, -AG4, -AH, -AH1, -AH4, -AJ, -AJ1, -AR, -AR1, -AR4	1	C5AZ 3A697-B
65/66	A, B, S, X	For Ford pumps tagged HBA-AE2, -AE3, -AF2, -AF3, -AG2, -AG3, -AH2, -AJ2, -AM, -AM1, -AM2, -AR2, -AR3, -AS, -AS3, -AT, -AT3, -AU, AU3, -BB, -BB1, -BB3, -BC, -BC1, -BC3	1	C5AZ 3A697-D
67/	A, S	For Ford pumps tagged HBA-BG, BH, BJ, BV, BX, BY, CA, CK, CR	1	C7AZ 3A697-A
72	A, B	For Ford pump tagged HBA-CT	1	D1ZZ 3A697-A
65/66	B, F, X	For Ford pumps tagged HBA-AC, -AC1, -AC4, -AD, -AD1, -AD4, -AN, -AN1, -AN4	1	C5DZ 3A697-B
	B, F, X	For Ford pumps tagged HBA-AC2, -AC3, -AD2, -AD3, -AN2, -AN3	1	C5DZ 3A697-C
67/71	B	For Ford pumps tagged HBA-BF, -BF1, BR	1	C7OZ 3A697-A
69	B	For Ford pumps tagged HBA-BK	1	C9OZ 3A697-A
70/71	B	For Ford pumps tagged HBA-BM	1	D0OZ 3A697-A
72	B	For Ford pumps tagged HBA-CA1, CK	1	C7AZ 3A697-A
65	F(8 cyl.260)-with A/C	For Eaton pump-includes cover, filter and tank	1	C5ZZ 3A697-A
65	F(6 & 8 cyl. 260)-without A/C	For Eaton pump-oil tank	1	C2SZ 3A699-A
67/68	F	For Ford pumps tagged HBA-BH	1	C7AZ 3A697-A
67/70	F	For Ford pumps tagged HBA-BF, BFL, BR	1	C7OZ 3A697-A
69/70	F	For Ford pumps tagged HBA-BZ, CD	1	C9ZZ 3A697-A
70	F	For Ford pumps tagged HBA-CC	1	D0ZZ 3A697-A
71/	F	For Ford pumps tagged HBA-CG, CN	1	D1ZZ 3A697-A
70/	P	For Ford pumps tagged HBA-BR, CL	1	C7OZ 3A697-A
71/	P	For Ford pumps tagged HBA-BN, CM	1	D0ZZ 3A697-A
72	S	For Ford pumps tagged HBA-CJ	1	D2VY 3A697-A
72	U	For Ford pumps tagged HBA-CN	1	D1ZZ 3A697-A
65	X(6 & 8 cyl.)	For Eaton pump-oil tank	1	C2SZ 3A699-A
69	X	For Ford pumps tagged HBA-BK	1	C9OZ 3A697-A
67/70	X	For Ford pumps tagged HBA-BF, BF1, BR	1	C7OZ 3A697-A
65	A, B, F, S, X	Bolt (Reservoir to fender apron)-5/16"-24 x 3/4"	2	20347-S8(B156)
	A, B, F, S, X	Locknut-5/16"-24	2	34443-S7-8(M79)
65/66	A, B, F, S, X (Ford pumps)	Nut (stud)-5/16"-18 - jam	1	378055-S2 (MM121X)
	A, B, F, S, X (Ford pumps)	Nut (to pump)-5/8"-18	1	378720-S2 (MM123B)
67/	A, B, F, S, X (Ford pumps)	Nut (to pump)-5/8"-18	1	351335-S38 (MM123D)
	3A698 COVER ASSY. - POWER STEERING PUMP HOUSING			
65	A	Eaton pump	1	★C5AZ 3A698-A
65	A (8 cyl. 289)-Saginaw steering	Without A/C-Eaton-belt driven-side mounted pump	1	C3OZ 3A698-A
65	B, F, X (8 cyl. 289)		1	
65	B, F, X (6 cyl.)-without A/C	Eaton-belt driven-side mounted pump	1	C0AA 3A698-A
65	S		1	★B9MM 3A698-A
65	A, B, F, S, X	Seal (cover)-2 5/8" I. D.	1	87147-S91(T38)
65	B, X, F (6 & 8 cyl.)	Bolt (cover to housing)-3/8"-16 x 2 1/8"	1	370967-S(BB158)
65	B (8 cyl.)	Bolt (cover to housing)-3/8"-16 x 3 3/4"	1	377957-S7-8
65	X, F(8 cyl.)		2	(BB169A)
65	S	Pin (cover to housing)-5/16" x 3/4"	2	357648-S8(NN55)
	3-3698 BOLT - POWER STEERING CONTROL VALVE SPOOL			
65/71	B	5/16"-24-overall length 5 1/16"	1	AC 33698-A
65/70	F, X		1	
70/	P		1	
65/	B, F, X	Locknut-5/16"-24		34443-S7-8(M79)
		Washer-flat-5/16"		44722-S8(X19)
		Pin-straight (bolt retainer)-1/8" x 1"	1	370235-S(NN102)
	3A699 TANK ASSY. - POWER STEERING PUMP OIL RESERVOIR - Refer to Group 3A697			
	3D699 CLAMP - STEERING COLUMN SHAFT LOWER COUPLING			
66/70	U		1	C9TZ 3D699-A
71/	U	Includes - carriage bolt 384192-S2 & nut 34978-S4	1	D1TZ 3D699-A

HALPERT_AUCTIONS

POWER STEERING KIT PARTS LISTS

Model application for power steering kits is shown in Groups 3A633-5.
Use the Page Index below to find the page in this group where the components of each kit are listed.

PAGE INDEX

PART NUMBER	PAGE	PART NUMBER	PAGE	PART NUMBER	PAGE	PART NUMBER	PAGE
POWER STEERING LINKAGE KITS - GROUP NO. 3A634							
C5DZ 3A634-A	2	C5ZZ 3A634-C	3	C7OZ 3A634-A	4	D0OZ 3A634-A	6
C5DZ 3A634-B	2	C5ZZ 3A634-D	3	C7ZZ 3A634-A	4	D0ZZ 3A634-A	6
C5OZ 3A634-A	2	C5ZZ 3A634-F	3	C7ZZ 3A634-B	5	D1DZ 3A634-A	6
C5ZZ 3A634-A	2	C5ZZ 3A634-G	4	C8OZ 3A634-A	5	D1OZ 3A634-A	6
C5ZZ 3A634-B	3	C6OZ 3A634-A	4	C8ZZ 3A634-A	5	D2DZ 3A634-A	7
				C8ZZ 3A634-B	5	D3DZ 3A634-A	7
POWER STEERING PUMP KITS - GROUP NO. 3A635							
AIR CONDITIONER ADAPTER KITS - GROUP NO. 3A635							
POWER STEERING ADAPTER KITS - GROUP NO. 3A635							
OPTIONAL ENGINE P/S KIT ADAPTER TO BASE ENGINE P/S KIT - GROUP NO. 3A705							
C4DZ 3A635-D	8	C6AZ 3A635-F	14	C8OZ 3A635-C	19	D1AZ 3A635-A	25
		C6AZ 3A635-G	14	C8OZ 3A635-D	19	D1AZ 3A635-B	25
C5AZ 3A635-A	8	C6DZ 3A635-D	14	C8OZ 3A635-E	19	D1AZ 3A635-D	25
C5AZ 3A635-B	8					D1AZ 3A635-E	26
C5AZ 3A635-F	8	C6OZ 3A635-C	14	C8ZZ 3A635-A	19	D1AZ 3A635-F	26
C5AZ 3A635-G	8	C6OZ 3A635-H	14			D1AZ 3A635-H	26
C5AZ 3A635-H	9	C6OZ 3A635-J	14	C9AZ 3A635-A	20		
C5AZ 3A635-J	9	C6OZ 3A635-K	14	C9AZ 3A635-C	20	D1DZ 3A635-A	26
C5AZ 3A635-M	9	C6CZ 3A635-L	15	C9AZ 3A635-D	20	D1DZ 3A635-B	26
C5AZ 3A635-N	9			C9AZ 3A635-E	20	D1DZ 3A635-C	26
C5AZ 3A635-P	9	C6ZZ 3A635-C	15	C9AZ 3A635-F	20		
C5AZ 3A635-R	9					D1OZ 3A635-A	27
C5AZ 3A635-S	9	C7AZ 3A635-A	15	C9OZ 3A635-A	20	D1OZ 3A635-B	27
C5AZ 3A635-V	10	C7AZ 3A635-B	15	C9OZ 3A635-B	21	D1OZ 3A635-C	27
C5AZ 3A635-AA	10	C7AZ 3A635-C	16	C9OZ 3A635-C	21	D1OZ 3A635-D	27
C5AZ 3A635-AB	10	C7AZ 3A635-D	16	C9OZ 3A635-D	21		
C5AZ 3A635-AC	10	C7AZ 3A635-E	16			D1ZZ 3A635-A	28
C5AZ 3A635-AF	10	C7AZ 3A635-F	16	C9ZZ 3A635-A	21	D1ZZ 3A635-B	28
C5AZ 3A635-AG	10	C7AZ 3A635-G	16	C9ZZ 3A635-B	21	D1ZZ 3A635-D	28
C5AZ 3A635-AJ	10	C7AZ 3A635-H	16	C9ZZ 3A635-C	22	D1ZZ 3A635-F	28
C5AZ 3A635-AM	10	C7AZ 3A635-J	16	C9ZZ 3A635-D	22		
		C7AZ 3A635-L	16	C9ZZ 3A635-E	22	D2DZ 3A635-A	28
C5DZ 3A635-A	11			C9ZZ 3A635-F	22	D2DZ 3A635-B	29
C5DZ 3A635-B	11	C7DZ 3A635-B	16			D2DZ 3A635-C	29
C5DZ 3A635-C	11			D0AZ 3A635-A	22		
C5DZ 3A635-D	11	C7OZ 3A635-A	16	D0AZ 3A635-B	22	D2OZ 3A635-A	29
C5DZ 3A635-E	11	C7OZ 3A635-B	17	D0AZ 3A635-C	22	D2OZ 3A635-B	29
C5DZ 3A635-G	11	C7OZ 3A635-C	17	D0AZ 3A635-D	23	D2OZ 3A635-C	29
		C7OZ 3A635-D	17	D0AZ 3A635-E	23	D2OZ 3A635-D	30
C5OZ 3A635-A	11	C7OZ 3A635-E	17	D0AZ 3A635-F	23	D2OZ 3A635-E	30
C5OZ 3A635-B	12	C7OZ 3A635-H	17	D0AZ 3A635-G	23	D2OZ 3A635-F	30
C5OZ 3A635-D	12					D2OZ 3A635-G	30
C5OZ 3A635-F	12	C7ZZ 3A635-C	17	D0OZ 3A635-C	23	D2OZ 3A635-H	30
C5OZ 3A635-G	12	C7ZZ 3A635-E	17	D0OZ 3A635-D	23	D2OZ 3A635-J	31
C5OZ 3A635-H	12			D0OZ 3A635-E	23	D2ZZ 3A635-A	31
		C8AZ 3A635-A	18	D0OZ 3A635-F	24	D2ZZ 3A635-B	31
C5ZZ 3A635-A	12	C8AZ 3A635-B	18	D0OZ 3A635-H	24	D2ZZ 3A635-C	31
C5ZZ 3A635-B	12	C8AZ 3A635-C	18			D2ZZ 3A635-D	32
C5ZZ 3A635-C	13	C8AZ 3A635-D	18	D0ZZ 3A635-C	24	D2ZZ 3A635-E	32
C5ZZ 3A635-D	13	C8AZ 3A635-E	18	D0ZZ 3A635-D	24		
C5ZZ 3A635-F	13			D0ZZ 3A635-E	25		
C5ZZ 3A635-H	13	C8OZ 3A635-A	19	D0ZZ 3A635-F	25	D1AZ 3A705-A	32
C5ZZ 3A635-K	13	C8OZ 3A635-B	19	D0ZZ 3A635-G	25	D1ZZ 3A705-A	32
C5ZZ 3A635-L	13						

COPYRIGHT © 1975 — FORD MOTOR COMPANY — DEARBORN, MICHIGAN

POWER STEERING KIT PARTS LISTS

C5DZ 3A634-A	Consists of the following
1 C5DA 3B161-A	Sleeve & end assy.-L.H.
2 C1AA 3A344-A	Insulator-piston rod
2 C3AA 3A345-A	Washer-insulator-outer
1 C5ZZ 3352-A	Arm & bush. assy.-strg. idler
1 C3AA 3C528-A	Boot-cyl. piston rod
1 C3DZ 3A540-B	Cyl. & ball stud assy.
1 C3DA 3A594-B	Spring-control valve spool
1 AJ 3652-A	Spacer-piston rod insulator
1 C3DZ 3A652-C	Bracket-cyl. mounting
1 C3DZ 3A714-A	Hose-control valve cyl. head
1 C3DZ 3A717-A	Hose-control valve cyl. end
1 C5DZ 3A730-A	Valve & link assy.
1 C3AZ 3C755-A	Clamp-cyl. piston rod boot
1 33800-S8	Nut-light hex.-3/8"-24
1 33925-S8	Nut-light hex.jam-3/8"-24
3 34782-S	Washer-lock-3/8"
1 45218-S8	Nut-hex.stamped-3/8"-24
1 45300-S8	Nut-hex. slotted-7/16"-20
3 72016-S	Pin-3/32" x 3/4"
2 72026-S	Pin-cotter-1/8" x 7/8"
2 72035-S	Pin-cotter-1/8" x 1.00"
1 300905-S8	Bolt-hex.hd.-3/8"-24 x 3 1/2"
1 353992-S	Washer-flat-3/8"
2 374706-S	Bolt-hex.hd.-3/8"-16 x 1 1/2"
1 377604-S8	Bolt-hex.hd.-3/8"-16 x 1 1/2"
1 377605-S8	Nut-hex.-3/8"-16
1	Sketch-installation

C5DZ 3A634-B	Consists of the following
1 C4DA 3A035-B	Sleeve & end assy.-R.H.
1 C4DA 3B161-A	Sleeve & end assy.-L.H.
1 C5DA 3B164-D	Valve & link assy.-control
1 C4DZ 3304-B	Rod-Pitman to idler
2 C1AA 3A344-A	Insulator-piston rod
2 C3AA 3A345-A	Washer-insulator-outer
1 C4DZ 3352-B	Arm & bush. assy.-idler
1 C3DZ 3C626-A	Spacer-cyl. mtg. bracket
1 C3AA 3C528-A	Boot-power cyl.
1 C3DA 3A540-B	Cyl. & ball stud assy.
1 C4DZ 3590-A	Arm-pitman
1 C3DA 3A594-B	Spring-control valve spool
1 AJ 3652-A	Spacer-piston rod insulator
1 C3DZ 3A652-C	Bracket-cyl. mounting
1 C5DZ 3A714-A	Hose-control valve cyl. head
1 C5DZ 3A717-A	Hose-control valve cyl. end
1 C3AZ 3C755-A	Clamp-cyl. piston rod boot
1 33800-S8	Nut-light hex.-3/8"-24
1 33925-S8	Nut-hex.-3/8"-24
4 34030-S	Nut-slotted-3/8"-24
1 34692-S	Nut-lock-3/4"-16
3 34782-S	Washer-lock-3/8"
1 34813-S8	Washer-lock-3/4"
1 45218-S8	Nut-hex.stamped-3/8"-24
4 72016-S	Pin-cotter-3/32" x 3/4"
2 72026-S	Pin-cotter-1/8" x 7/8"
2 72035-S	Pin-cotter-1/8" x 1.00"
1 300905-S8	Bolt-hex.-3/8"-24 x 3 1/2"
1 351059-S8	Nut-hex. slotted-1/2"-20
1 353992-S	Washer-flat-3/8"
2 354869-S8	Bolt-hex.hd.-3/8"-16 x 2.00"
2 374706-S	Bolt-3/8"-16 x 1 1/2"
2 375374-S8	Nut-hex.lock-3/8"-16
2 375474-S8	Nut-rivet type-3/8"-16
1 377604-S8	Bolt-hex.head-3/8"-16 x 1 1/2"
1 377605-S8	Nut-hex.-3/8"-16
1	Sketch-installation

C5OZ 3A634-A	Consists of the following
1 C3OA 3278-C	Rod & end assy.
1 C3OA 3279-B	Rod & end assy.-L.H.
1 C3OZ 3304-A	Rod assy.-pitman to idler
2 C1AA 3A344-A	Insulator-piston rod
2 C3AA 3A345-A	Washer-piston rod insulator
1 C2OA 3350-A	Bracket & bush. assy.-idler arm
1 C3OA 3355-A	Arm-steering idler-power
1 C3AA 3C528-A	Boot-power cyl.
1 C3OZ 3A540-A	Cyl. & ball stud assy.
1 C2OZ 3590-B	Arm steering pitman
1 C3DA 3A594-A	Spring-control valve spool
1 AJ 3652-A	Spacer-piston rod insulator
1 C3DZ 3A652-C	Bracket-cyl. mounting
1 C3OZ 3A714-A	Hose-control valve to cyl. head
1 C3OZ 3A717-A	Hose-control valve to cyl. rod
1 C5OZ 3A730-A	Valve assy.-gear hyd. control
1 C3DZ 3C750-B	Clamp-hoses to valve actuator
1 C3AZ 3C755-A	Clamp - piston rod boot
1 33800-S8	Nut-hex.-3/8"-24
1 33925-S8	Nut-hex.-3/8"-24
3 34782-S	Washer-lock-3/8"
1 45218-S8	Nut-hex.stamped-3/8"-24
4 72016-S	Pin-cotter-3/32" x 3/4"
3 72026-S	Pin-cotter-1/8" x 7/8"
1 72035-S	Pin-cotter-1/8" x 1.00"
1 300905-S8	Bolt-hex.-3/8"-24 x 3 1/2"
3 351059-S8	Nut-slotted hex.-1/2"-20
1 352146-S	Pin-roll-1/8" x 7/8"
1 353992-S	Washer-flat-3/8"
2 374706-S	Bolt-3/8"-16 x 1 1/2"
2 375474-S8	Nut-rivet type-3/8"-16
2 375569-S8	Washer-flat-1/2"
1 377604-S8	Bolt-hex.hd.-3/8"-16 x 1 1/2"
1 377605-S8	Nut-hex.-3/8"-16
2 377861-S8	Nut-hex. slotted-7/16"-20
1	Sketch-installation

C5ZZ 3A634-A	Consists of the following
1 C3DA 3A035-L	Sleeve & end-spindle arm-R.H.
1 C4ZA 3B161-B	Sleeve & end-spindle arm-L.H.
1 C3DA 3B164-D	Valve & link assy.-control
1 C5ZZ 3304-B	Rod-pitman to idler
2 C1AA 3A344-A	Insulator-piston rod
2 C3AA 3A345-A	Washer-insulator-outer
1 C4DZ 3352-B	Arm & bushing assy.-idler
1 C3AA 3C528-A	Boot-power cylinder
1 C3DZ 3A540-B	Cylinder & ball stud assy.
1 C4DZ 3590-A	Arm-steering gear pitman
1 AJ 3652-A	Spacer-piston rod insulator
1 C5ZA 3A652-A	Bracket-cyl. mounting
1 C5ZZ 3A706-B	Stop-steering arm-R.H.
1 C5ZZ 3A707-B	Stop-steering arm-L.H.
1 C3DZ 3A714-A	Hose-control valve cyl. head
1 C3DZ 3A717-A	Hose-control valve cyl. end
1 C3AZ 3C755-A	Clamp-cyl. piston rod boot
1 33800-S8	Nut-light hex.-3/8"-24
1 33925-S8	Nut-hex.-3/8"-24
2 34030-S	Nut-slotted-3/8"-24
3 34782-S	Washer-lock-3/8"
1 45218-S8	Nut-hex.stamped-3/8"-24
4 72016-S	Pin-cotter-3/32" x 3/4"
2 72026-S	Pin-cotter-1/8" x 7/8"
2 72035-S	Pin-cotter-1/8" x 1.00"
1 300905-S8	Bolt-hex.-3/8"-24 x 3 1/2"
2 351059-S8	Nut-hex.slotted-1/2"-20
1 353992-S	Washer-flat-3/8"
2 374706-S	Bolt-3/8"-16 x 1 1/2"
2 375301-S7	Nut-hex.lock-3/8"-24
2 375474-S8	Nut-rivet type-3/8"-16
1 377604-S8	Bolt-hex.hd.-3/8"-16 x 1 1/2"
1 377605-S8	Nut-hex.-3/8"-16
4 378593-S	Bolt-hex.hd.-3/8"-24 x 2 5/16"
1	Sketch-installation

HALPERT_AUCTIONS

POWER STEERING KIT PARTS LISTS - continued

C5ZZ 3A634-B	Consists of the following
1 C4ZA 3B161-A	Sleeve & end-spindle arm-L.H.
2 C1AA 3A344-A	Insulator-piston rod
2 C3AA 3A345-A	Washer-insulator outer
1 C5ZZ 3352-B	Arm & bushing assy.-idler
1 C3AA 3C528-A	Boot-cyl. piston rod
1 C3DZ 3A540-B	Cylinder & ball stud assy.
1 AJ 3652-A	Spacer-piston rod insulator
1 C4ZA 3A652-A	Bracket-cyl. mounting
1 C3DZ 3A714-A	Hose-control valve cyl. head
1 C3DZ 3A717-A	Hose-control valve cyl. end
1 C5ZZ 3A730-A	Valve & link assy.-control
1 C3AZ 3C755-A	Clamp-cyl. piston rod boot
1 33800-S8	Nut-light hex.-3/8"-24
1 33925-S8	Nut-light hex. jam-3/8"-24
3 34782-S	Washer-lock-3/8"
1 45218-S8	Nut-stamped-3/8"-24
1 45300-S8	Nut-hex. slotted-7/16"-20
3 72016-S	Pin-3/32" x 3/4"
2 72026-S	Pin-cotter-1/8" x 7/8"
2 72035-S	Pin-cotter-1/8" x 1.00"
1 300905-S8	Bolt-hex.hd.-3/8"-24 x 3 1/2"
1 351059-S8	Nut-hex. slotted-1/2"-20
1 353992-S	Washer-flat-3/8"
2 374706-S	Bolt-hex.hd.-3/8"-16 x 1 1/2"
2 375474-S8	Nut-rivet type-3/8"-16
1 377604-S8	Bolt-hex.hd.-3/8"-16 x 1 1/2"
1 377605-S8	Nut-hex.-3/8"-16
1	Sketch-installation

C5ZZ 3A634-C	Consists of the following
1 C4DA 3A035-B	Sleeve & end-spindle arm-R.H.
1 C4ZA 3B161-C	Sleeve & end-spindle arm-L.H.
1 C5DA 3B164-B	Valve & link assy.-control
1 C5ZZ 3305-B	Rod-pitman to idler arm
2 C1AA 3A344-A	Insulator-piston rod
2 C3AA 3A345-A	Washer-insulator-outer
1 C4DZ 3352-B	Arm & bushing assy.-steering idler
1 C3AA 3C528-A	Boot-power cylinder
1 C3DZ 3A540-B	Cylinder & ball stud assy.
1 C4DZ 3590-A	Arm-steering gear pitman
1 C3DA 3A594-B	Spring-control valve spool
1 AJ 3652-A	Spacer-piston rod insulator
1 C5ZZ 3A652-A	Bracket-cyl. mounting
1 C5ZZ 3A706-B	Stop-steering arm-R.H.
1 C5ZZ 3A707-B	Stop-steering arm-L.H.
1 C3DZ 3A714-A	Hose-control valve cyl. head
1 C3DZ 3A717-A	Hose-control valve cyl. end
1 C3AZ 3C755-A	Clamp-cyl. piston rod boot
1 33800-S8	Nut-light hex.-3/8"-24
1 33925-S8	Nut-hex.-3/8"-24
2 34030-S	Nut-slotted-3/8"-24
3 34782-S	Washer-lock-3/8"
1 45218-S8	Nut-hex. stamped-3/8"-24
4 72016-S	Pin-cotter-3/32" x 3/4"
2 72026-S	Pin-cotter-1/8" x 7/8"
2 72035-S	Pin-cotter-1/8" x 1.00"
1 300905-S8	Bolt-hex.-3/8"-24 x 3 1/2"
2 351059-S8	Nut-hex. slotted-1/2"-20
1 353992-S	Washer-flat-3/8"
2 374706-S	Bolt-3/8"-16 x 1 1/2"
2 375361-S7	Nut-hex. lock-3/8"-24
2 375474-S8	Nut-rivet type-3/8"-16
1 377604-S8	Bolt-hex.hd.-3/8" x 1 1/2"
1 377605-S8	Nut-hex.-3/8"-16
2 378593-S	Bolt-hex.hd.-3/8"-24 x 2 5/16"
1	Sketch-installation

C5ZZ 3A634-D	Consists of the following
1 C5DA 3B161-A	Sleeve & end assy.
1 C5ZZ 3B164-A	Valve & link assy.
2 C1AA 3A344-A	Insulator-piston rod
2 C3AA 3A345-A	Washer-insulator outer
1 C5ZZ 3352-B	Arm & bush. assy.-idler
1 C3AA 3C528-A	Boot-cyl. piston rod
1 C3DZ 3A540-B	Cyl. & ball stud assy.
1 C3DA 3A594-B	Spring-control valve spool
1 AJ 3652-A	Spacer-insulator
1 C5ZZ 3A652-A	Bracket-cyl. mounting
1 C3DZ 3A714-A	Hose-control valve cyl. head
1 C3DZ 3A717-A	Hose-control valve cyl. end
1 C3AZ 3C755-A	Clamp-cyl. piston rod boot
1 33800-S8	Nut-light hex.-3/8"-24
1 33925-S8	Nut-light hex. jam-3/8"-24
3 34782-S	Washer-lock-3/8"
1 45218-S8	Nut-stamped-3/8"-24
1 45300-S8	Nut-slotted hex.-7/16"-20
3 72016-S	Pin-3/32" x 3/4"
2 72026-S	Pin-cotter-1/8" x 7/8"
2 72035-S	Pin-cotter-1/8" x 1.00"
1 300905-S8	Bolt-hex.hd.-3/8"-24 x 3 1/2"
1 353992-S	Washer-flat-3/8"
2 374706-S	Bolt-hex.hd.-3/8"-16 x 1 1/2"
2 375474-S8	Nut-rivet type-3/8"-16
1 377604-S8	Bolt-hex.hd.-3/8"-16 x 1 1/2"
1 377605-S8	Nut-hex.-3/8"-16
1	Sketch-installation

C5ZZ 3A634-F	Consists of the following
1 C4DA 3A035-B	Sleeve & end assy.-spindle arm-R.H.
1 C4ZA 3B161-C	Sleeve & end assy.-spindle arm-L.H.
1 C5DA 3B164-D	Valve & link assy.-control
1 C5ZZ 3304-B	Rod-pitman to idler
2 C6OA 3A344-A	Insulator-piston rod
2 C3AA 3A345-A	Washer-insulator-outer
1 C4DZ 3352-B	Arm & bush. assy.-idler
1 C3AA 3C528-A	Boot-power cyl.
1 C3DZ 3A540-B	Cyl. & ball stud assy.
1 C4DZ 3590-A	Arm-pitman
1 C3DA 3A594-B	Spring-control valve spool
1 AJ 3652-A	Spacer-piston rod insulator
1 C6ZZ 3A652-A	Bracket-cyl. mounting
1 C5DZ 3A706-A	Stop-steering arm-R.H.
1 C5DZ 3A707-A	Stop-steering arm-L.H.
1 C5DZ 3A714-A	Hose-control valve cyl. head
1 C5DZ 3A717-A	Hose-control valve cyl. end
1 C3AZ 3C755-A	Clamp-cyl. piston rod boot
1 33925-S8	Nut-hex.-3/8"-24
2 34030-S	Nut-slotted-3/8"-24
2 34782-S	Washer-lock-3/8"
1 45218-S8	Nut-hex. stamped-3/8"-24
1 55769-S7	Nut-hex.-3/8"-24
4 72016-S	Pin-cotter-3/32" x 3/4"
2 72026-S	Pin-cotter-1/8" x 7/8"
2 72035-S	Pin-cotter-1/8" x 1.00"
1 351059-S8	Nut-slotted hex.-1/2"-20
2 354869-S	Bolt-hex.hd.-3/8"-16 x 2.00"
1 374420-S	Bolt-hex.hd.-3/8"-24 x 3 5/8"
2 374706-S	Bolt-3/8"-16 x 1 1/2"
2 375374-S8	Nut-hex. lock-3/8"-16
2 375474-S8	Nut-rivet type-3/8"-16
1 377604-S8	Bolt-hex. head-3/8"-16 x 1 1/2"
1 377605-S8	Nut-hex.-3/8"-16
1 378544-S	Washer-flat-3/8"
1	Sketch-installation

COPYRIGHT © 1975 — FORD MOTOR COMPANY — DEARBORN, MICHIGAN

POWER STEERING KIT PARTS LISTS continued

C5ZZ 3A634-G	Consists of the following
1 C5DA 3B161-A	Sleeve & end-spindle conn.-L.H.
2 C6OA 3A344-A	Insulator-piston rod
2 C3AA 3A345-A	Washer-piston rod insulator-outer
1 C5ZZ 3352-B	Arm & bushing-steering idler
1 C3AA 3C528-A	Boot-cyl. piston rod
1 C3DZ 3A540-B	Cylinder & ball stud assy.
1 C3DA 3A594-B	Spring-control valve spool
1 AJ 3652-A	Spacer-piston rod insulator
1 C6ZZ 3A652-A	Bracket-cyl. mounting
1 C3DZ 3A714-A	Hose assy.-control valve cyl. head
1 C3DZ 3A717-A	Hose assy.-control valve cyl. end
1 C5ZZ 3A730-B	Valve & link assy.-control
1 C3AZ 3C755-A	Clamp-cyl. piston rod boot
1 33925-S8	Nut-light hex. jam-3/8"-24
2 34782-S	Washer-lock-3/8"
1 45218-S8	Nut-stamped-3/8"-24
1 45300-S8	Nut-hex. slotted-7/16"-20
1 55769-S7	Nut-hex.-3/8"-24
3 72016-S	Pin-3/32" x 3/4"
2 72026-S	Pin-cotter-1/8" x 7/8"
2 72035-S	Pin-cotter-1/8" x 1.00"
1 374420-S	Bolt-hex. hd.-3/8"-24 x 3 5/8"
2 374706-S	Bolt-hex. hd.-3/8"-16 x 1 1/2"
2 375474-S8	Nut-rivet type-3/8"-16
1 377604-S8	Bolt-hex. hd.-3/8"-16 x 1 1/2"
1 377605-S8	Nut-hex.-3/8"-16
1 478544-S	Washer-flat-3/8"
1	Sketch-installation

C6OZ 3A634-A	Consists of the following
1 C6OZ 3304-A	Rod assy.-pitman to idler
2 C6OA 3A344-A	Insulator-piston rod
2 C3AA 3A345-A	Washer-piston rod insulator outer
1 C6OZ 3350-A	Arm & brkt. assy.-idler
1 C3AA 3C528-A	Boot-power cyl.
1 C6OZ 3A540-A	Cyl. & ball stud assy.
1 C6OZ 3590-B	Arm-steering gear pitman
1 C3DA 3A594-B	Spring-control valve spool
1 AJ 3652-A	Spacer-piston rod insulator
1 C6OZ 3A652-A	Bracket-cyl. mounting
1 C6OZ 3A714-A	Hose-control valve cyl. head
1 C6OZ 3A717-A	Hose-control valve cyl. end
1 C6OZ 3A730-A	Valve assy.-control
1 C3AZ 3C755-A	Clamp-cyl. piston rod boot
1 33925-S8	Nut-hex.-3/8"-24
1 33985-S8	Nut-hex. hd.-slotted-9/16"-18
1 34443-S7	Nut-hex. lock-5/16"-24
1 34692-S	Nut-lock-3/4"-16
2 34782-S	Washer-lock-3/8"
1 34813-S8	Washer-lock-3/4"
1 45218-S8	Nut-hex. stamped-3/8"-24
3 55769-S7	Nut-hex.-3/8"-24
4 72025-S	Pin-cotter-3/32" x 7/8"
2 72026-S	Pin-cotter-1/8" x 7/8"
1 72035-S	Pin-1/8" x 1.00"
1 304740-S	Bolt-hex. hd.-5/16"-24 x 1 3/8"
1 305033-S	Pin-1/8" x 5/8"
1 351059-S8	Nut-slotted hex.-1/2"-20
1 374420-S	Bolt-hex. hd.-3/8"-24 x 3 5/8"
2 374706-S	Bolt-3/8"-16 x 1 1/2"
2 375474-S8	Nut-rivet type-3/8"-16
1 377112-S	Washer-flat-3/8"
1 377604-S8	Bolt-hex. hd.-3/8"-16 x 1 1/2"
1 377605-S8	Nut-hex.-3/8"-16
4 377861-S43	Nut-slotted hex.-7/16"-20
1 379297-S	Washer-flat-9/16"
1	Sketch-installation

C7OZ 3A634-A	Consists of the following
1 C7OZ 3304-A	Rod assy.-pitman to idler
2 C7OA 3A344-A	Insulator-piston rod
2 C3AA 3A345-A	Washer-insulator-outer
1 C7OZ 3350-B	Arm & brkt. assy.-idler
1 C3AA 3C528-A	Boot-power cylinder
1 C6OZ 3A540-B	Cyl. & ball stud assy.
1 C6OZ 3590-B	Arm-steering gear pitman
1 C3DA 3A594-B	Spring-control valve spool
1 AJ 3652-A	Spacer-piston rod insulator
1 C6OZ 3A652-A	Bracket-cyl. mounting
1 C6OZ 3A714-A	Hose-control valve cyl. head
1 C6OZ 3A717-A	Hose-control valve cyl. end
1 C6OZ 3A730-A	Valve assy.-control
1 C3AZ 3C755-A	Clamp-cyl. piston rod boot
1 33925-S8	Nut-hex.-3/8"-24
1 33985-S8	Nut-slotted hex. hd.-9/16"-18
1 34443-S7	Nut-hex. lock-5/16"-24
1 34692-S	Nut-lock-3/4"-16
2 34782-S	Washer-lock-3/8"
1 34813-S8	Washer-lock-3/4"
1 45218-S8	Nut-hex.-3/8"-24
3 55769-S7	Nut-hex.-3/8"-24
4 72025-S	Pin-cotter-3/32" x 7/8"
2 72026-S	Pin-cotter-1/8" x 7/8"
1 72035-S	Pin-1/8" x 1.00"
1 304740-S	Bolt-hex. hd.-5/16"-24 x 1 3/8"
1 305033-S	Pin-1/8" x 5/8"
1 351059-S8	Nut-slotted hex.-1/2"-20
1 374420-S	Bolt-hex.-3/8"-24 x 3 5/8"
2 374706-S	Bolt-3/8"-16 x 1 1/2"
2 375474-S8	Nut-rivet type-3/8"-16
1 377112-S	Washer-flat-3/8"
1 377604-S8	Bolt-hex. hd.-3/8"-16 x 1 1/2"
1 377605-S8	Nut-hex.-3/8"-16
4 377861-S43	Nut-slotted-7/16"-20
1 379297-S	Washer-flat-9/16"
1	Sketch-installation

C7ZZ 3A634-A	Consists of the following
1 C7ZZ 3304-B	Rod assy.-pitman to idler
2 C7OA 3A344-A	Insulator-piston rod
2 C3AA 3A345-A	Washer-insulator-outer
1 C7ZZ 3350-A	Arm & brkt. assy.-idler
1 C3AA 3C528-A	Boot-power cyl.
1 C7ZZ 3A540-A	Cyl. & ball stud assy.
1 C5ZZ 3590-A	Arm-steering gear pitman
1 C3DA 3A594-B	Spring-control valve spool
1 AJ 3652-A	Spacer-piston rod insulator
1 C7ZZ 3A652-A	Bracket-cyl. mounting
1 C6OZ 3A714-A	Hose-control valve cyl. head
1 C6OZ 3A717-A	Hose-control valve cyl. end
1 C6OZ 3A730-B	Valve-hyd. control
1 C3AZ 3C755-A	Clamp-cyl. piston rod boot
1 33925-S8	Nut-hex.-3/8"-24
1 34443-S7	Nut-hex. lock-5/16"-24
2 34722-S	Washer-lock-3/8"
1 45218-S8	Nut-hex. stamped-3/8"-24
1 55769-S7	Nut-lock-hex.-3/8"-24
2 72025-S	Pin-cotter-3/32" x 7/8"
2 72026-S	Pin-cotter-1/8" x 7/8"
1 72035-S	Pin-cotter-1/8" x 1.00"
1 304740-S	Bolt-hex. hd.-5/16"-24 x 1 3/8"
1 305033-S	Pin-1/8" x 5/8"
1 374420-S	Bolt-hex. hd.-3/8"-24 x 3 5/8"
2 374706-S	Bolt-3/8"-16 x 1 1/2"
2 375474-S8	Nut-rivet type-3/8"-16
1 377604-S8	Bolt-hex. hd.-3/8"-16 x 1 1/2"
1 377605-S8	Nut-hex.-3/8"-16
1 378544-S	Washer-flat-3/8"
1	Sketch-installation

HALPERT_AUCTIONS

POWER STEERING KIT PARTS LISTS continued

C7ZZ 3A634-B	Consists of the following
1 C7ZZ 3304-B	Rod-pitman to idler
2 C7OA 3A344-A	Insulator-piston rod
2 C3AA 3A345-A	Washer-piston rod
1 C7ZZ 3350-A	Arm-idler
1 C3AA 3C528-A	Boot-power cylinder
1 C7ZZ 3A540-A	Cylinder and stud
1 C7ZZ 3590-C	Arm-pitman
1 C3DA 3A594-B	Spring-valve spool
1 AJ 3652-A	Spacer-insulator
1 C7ZA 3A652-A	Bracket-cylinder mounting
1 C6OZ 3A714-A	Hose-pressure
1 C6OZ 3A717-A	Hose-valve
1 C6OZ 3A730-B	Valve-control
1 C3AZ 3C755-A	Clamp-rod boot
1 33925-S8	Nut-3/8"-24
1 34443-S7	Nut-5/16"-24
2 34782-S	Washer-locking-3/8"
1 45218-S8	Nut-3/8"-24
1 55769-S7	Nut-3/8"-24
1 72025-S	Pin-3/32" x 7/8"
2 72026-S	Pin-1/8" x 7/8"
1 72035-S	Pin-1/8" x 1.00"
1 304759-S2	Bolt-5/16"-24 x 1 1/2"
1 305039-S	Pin-1/8" x 5/8"
1 374420-S	Bolt-3/8"-24 x 3 5/8"
2 374706-S	Bolt-3/8"-16 x 1 1/2"
2 375474-S8	Nut-3/8"-16
1 377604-S8	Bolt-3/8"-16 x 1 1/2"
1 377605-S8	Nut-3/8"-16
1 No. 2830	Sketch-installation

C8OZ 3A634-A	Consists of the following
1 C7OZ 3304-A	Rod assy.-Pitman to idler
2 C7OA 3A344-A	Insulator-piston rod
2 C5AA 3A345-A	Washer-insulator-outer
1 C7OZ 3350-B	Arm & bracket assy.-idler
1 C3AA 3C528-A	Boot-power cyl.
1 C6OZ 3A540-B	Cyl. & ball stud assy.
1 C6OZ 3590-B	Arm-steering gear pitman
1 AJ 3652-A	Spacer-piston rod insulator
1 C6OZ 3A652-A	Bracket-cyl. mounting
1 C6OZ 3A714-A	Hose assy.-valve cyl. head
1 C6OZ 3A717-A	Hose assy.-valve cyl. end
1 C8OZ 3A730-A	Valve assy.-gear hyd.
1 C3AZ 3C755-A	Clamp-cyl. piston rod boot
1 33925-S8	Nut-hex.-3/8"-24
1 33985-S4	Nut-hex. slotted-9/16"-18
2 34782-S2	Washer-lock-3/8"
1 45218-S8	Nut-hex. stamped-3/8"-24
2 72025-S	Pin-cotter-3/32" x 7/8"
1 72026-S	Pin-cotter-1/8" x 7/8"
1 72035-S	Pin-1/8" x 1.00"
1 72044-S	Pin-cotter-1/8" x 1 1/8"
1 305039-S	Pin-1/8" x 5/8"
1 351819-S	Clamp-power steering hose
2 374706-S	Bolt-hex.hd.-3/8"-16 x 1 1/2"
2 375474-S8	Nut-rivet type-3/8"-16
1 377112-S2	Washer-flat-3/8"
1 377604-S8	Bolt-hex.hd.-3/8"-16 x 1 1/2"
1 377605-S8	Nut-hex.-3/8"-16
1 382634-S100	Nut-hex.lock-5/16"-18
1 383400-S100	Bolt-hex.hd.-5/16"-18 x 1 1/2"
1 383402-S	Bolt-hex.hd.-3/8"-16 x 3 5/8"
1 383406-S	Nut-hex.lock-3/8"-16
1	Sketch-installation

C8ZZ 3A634-A	Consists of the following
1 C7ZZ 3304-B	Rod assy.-pitman to idler
2 C7OA 3A344-A	Insulator-piston rod
2 C3AA 3A345-A	Washer-insulator-outer
1 C7ZZ 3350-A	Arm & brkt. assy.-steering idler
1 C3AA 3C528-A	Boot-power cyl.
1 C7ZZ 3A540-A	Cyl. & ball stud assy.
1 C7ZZ 3590-C	Arm-pitman
1 AJ 3652-A	Spacer-insulator
1 C7ZZ 3A652-A	Bracket-cyl. mounting
1 C6OZ 3A714-A	Hose-control valve cyl. head
1 C6OZ 3A717-A	Hose-control valve cyl. end
1 C8OZ 3A730-A	Valve-hyd. control
1 C3AZ 3C755-A	Clamp-cyl. piston rod boot
1 33925-S8	Nut-hex.-3/8"-24
1 34443-S7	Nut-hex.lock-5/16"-24
2 34782-S	Washer-lock-3/8"
1 45218-S8	Nut-hex. stamped-3/8"-24
1 55769-S7	Nut-lock-hex.-3/8"-24
2 72025-S	Pin-cotter-3/32" x 7/8"
1 72026-S	Pin-cotter-1/8" x 7/8"
2 72035-S	Pin-cotter-1/8" x 1.00"
1 304759-S2	Bolt-hex.hd.-5/16"-24 x 1 1/2"
1 305039-S	Pin-1/8" x 5/8"
1 374420-S	Bolt-hex.hd.-3/8"-24 x 3 5/8"
2 374706-S	Bolt-3/8"-16 x 1 1/2"
2 375474-S8	Nut-rivet type-3/8"-16
1 377604-S8	Bolt-hex.hd.-3/8"-16 x 1 1/2"
1 377605-S8	Nut-hex.-3/8"-16
1 378544-S	Washer-flat-3/8"
1	Sketch-installation

C8ZZ 3A634-B	Consists of the following
2 C7OA 3A344-A	Insulator-piston rod
2 C3AA 3A345-A	Washer-insulator-outer
1 C7ZZ 3350-A	Arm & bracket-steering idler
1 C9ZZ 3304-B	Rod assy.-pitman to idler arm
1 C3AA 3C528-A	Boot-power cylinder
1 C7ZZ 3A540-A	Cylinder & ball stud assy.
1 C7ZZ 3590-C	Arm-steering gear pitman
1 AJ 3652-A	Spacer-piston rod insulator
1 C7ZZ 3A652-A	Bracket-cyl. mounting
1 C6OZ 3A714-A	Hose assy.-control valve cyl. head
1 C6OZ 3A717-A	Hose assy.-control valve cyl. end
1 C8OZ 3A730-A	Valve assy.-gear hyd. control
1 C3AZ 3C755-A	Clamp-cyl. piston rod boot
1 33925-S8	Nut-hex.-3/8"-24
1 33985-S4	Nut-hex.slotted-9/16"-18
2 34782-S2	Washer-lock-3/8"
1 45218-S8	Nut-hex.stamped-3/8"-24
2 72025-S	Pin-cotter-3/32" x 7/8"
1 72026-S	Pin-cotter-1/8" x 7/8"
1 72035-S	Pin-cotter-1/8" x 1.00"
1 72044-S	Pin-cotter-1/8" x 1 1/8"
1 305039-S	Pin-1/8" x 5/8"
1 351819-S	Clamp-hose
2 374706-S	Bolt-3/8"-16 x 1 1/2"
2 376474-S8	Nut-rivet type-3/8"-16
1 377604-S8	Bolt-hex.hd.-3/8"-16 x 1 1/2"
1 377605-S8	Nut-hex.-3/8"-16
1 378544-S2	Washer-flat-3/8"
1 382634-S100	Nut-hex.lock-5/16"-18
1 383400-S100	Bolt-hex.hd.-5/16"-18 x 1 1/2"
1 383402-S	Bolt-hex.hd.-3/8"-16 x 3 5/8"
1 383406-S	Nut-hex.lock-3/8"-16
1	Sketch-installation

COPYRIGHT © 1975 — FORD MOTOR COMPANY — DEARBORN, MICHIGAN

HALPERT_AUCTIONS

POWER STEERING KIT PARTS LISTS - continued

D0OZ 3A634-A	Consists of the following
1 D0OZ 3304-B	Rod assy. -Pitman to idler
2 C7OA 3A344-A	Insulator-piston rod
2 C3AA 3A345-A	Washer-insulator-outer
1 D0OZ 3350-B	Arm & bracket assy. -idler
1 C3AA 3C528-A	Boot-power cylinder
1 D0OZ 3A540-A	Cylinder & ball stud assy.
1 D0OZ 3590-A	Arm-steering gear pitman
1 AJ 3652-A	Spacer-piston rod insulator
1 D0OZ 3A652-A	Bracket-cylinder mounting
1 C6OZ 3A714-A	Hose assy. -valve cylinder head
1 C6OZ 3A717-A	Hose assy. -valve cylinder end
1 C8OZ 3A730-A	Valve assy. -gear hyd.
1 C3AZ 3C755-A	Clamp-cylinder piston rod boot
1 33925-S8	Nut-hex. -3/8"-24
1 33985-S4	Nut-hex. slotted-9/16"-18
2 34782-S2	Washer-lock-3/8"
1 45218-S8	Nut-hex. stamped-3/8"-24
2 72025-S	Pin-cotter-3/32" x 7/8"
1 72026-S	Pin-cotter-1/8" x 7/8"
1 72035-S	Pin-1/8" x 1.00"
1 72044-S	Pin-cotter-1/8" x 1 1/8"
1 305039-S	Pin-1/8" x 5/8"
1 351819-S	Clamp-power steering hose
2 374706-S	Bolt-hex. head-3/8"-16 x 1 1/2"
2 375474-S8	Nut-rivet type-3/8"-16
1 377112-S2	Washer-flat-3/8"
1 377604-S8	Bolt-hex. head-3/8"-16 x 1 1/2"
1 377605-S8	Nut-hex. -3/8"-16
1 382634-S100	Nut-hex. lock-5/16"-18
1 383400-S100	Bolt-hex. head-5/16"-18 x 1 1/2"
1 383496-S100	Bolt-3/8"-16 x 3 5/8"
1 383406-S	Nut-hex. lock-3/8"-16
1	Sketch-Installation

D0ZZ 3A634-A	Consists of the following
1 D0ZZ 3304-B	Rod assy. -pitman to idler
2 C7OA 3A344-A	Insulator-piston rod
2 C3AA 3A345-A	Washer-insulator-outer
1 C7ZZ 3350-B	Arm & bracket-steering idler
1 C3AA 3C528-A	Boot-power cylinder
1 C7ZZ 3590-C	Arm-steering gear pitman
1 C7ZZ 3A540-A	Cylinder & ball stud assy.
1 AJ 3652-A	Spacer-piston rod insulator
1 C7ZZ 3A652-A	Bracket-cylinder mounting
1 C6OZ 3A714-A	Hose assy. -control valve cylinder head
1 C6OZ 3A717-A	Hose assy. -control valve cylinder end
1 C8OZ 3A730-A	Valve assy. -gear hyd. control
1 C3AZ 3C755-A	Clamp-cylinder piston rod boot
1 33925-S8	Nut-hex. -3/8"-24
1 33985-S4	Nut-hex. slotted-9/16"-18
2 34782-S2	Washer-lock-3/8"
1 45218-S8	Nut-hex. stamped-3/8"-24
2 72025-S	Pin-cotter-3/32" x 7/8"
2 72035-S	Pin-cotter-1/8" x 1.00"
1 305039-S	Pin-1/8" x 5/8"
1 351819-S	Clamp-hose
2 374706-S	Bolt-3/8"-16 x 1 1/2"
2 376474-S8	Nut-rivet type-3/8"-16
1 377604-S8	Bolt-hex. head-3/8"-16 x 1 1/2"
1 377605-S8	Nut-hex. -3/8"-16
1 378544-S2	Washer-flat-3/8"
1 382634-S100	Nut-hex. lock-5/16"-18
1 383400-S100	Bolt-hex. head-5/16"-18 x 1 1/2"
1 383496-S100	Bolt-hex. head-3/8"-16 x 3 5/8"
1 383406-S	Nut-hex. lock-3/8"-16
1	Sketch-installation

D1DZ 3A364-A	Consists of the following
1 D0DZ 3304-B	Rod assy.-pitman to idler arm
2 C7OA 3A344-A	Insulator-piston rod
2 C3AA 3A345-A	Washer-insulator-outer
1 C3AA 3C528-A	Boot-cylinder
1 D0OZ 3A540-A	Cylinder assy.-power steering
1 C9DZ 3590-A	Arm-pitman
1 AJ 3652-A	Spacer-piston rod insulator
1 D0DZ 3A652-A	Bracket-cyl.mounting
1 C6OZ 3A714-A	Hose assy.-valve cyl.-head
1 C6OZ 3A717-A	Hose assy.-valve cyl.end
1 C8OZ 3A730-A	Valve assy.-P/S gear hyd. control
1 C3AZ 3C755-A	Clamp-piston rod boot
1 33925-S8	Nut-3/8"-24 hex.hd.
1 33985-S2	Nut-9/16"-18-hex.hd.-cylinder to rod (3304)
1 34443-S7	Nut-5/16"-24 hex.lock
2 34782-S2	Washer-3/8"-lock
1 45218-S8	Nut-3/8"-24 hex.hd.-3A730 to bracket (3A652)
5 72035-S	Pin-1/8" x 1"-cotter
1 304759-S2	Bolt-5/16"-24 x 1 1/2" hex.hd.-valve (3A730) to rod (3304)
1 305039-S	Pin-1/8" x 5/8"-spring
1 351819-S	Clamp-hose (3A713) to (3A730)
2 374706-S2	Bolt-3/8"-16 x 1 1/2"-hex.hd.-bracket (3A652) to underbody
2 375474-S100	Nut-3/8"-16-rivet type
1 377604-S8	Bolt-3/8"-16 x 1 1/2"-hex.hd.
1 377605-S8	Nut-3/8"-16 hex.hd.
1 378544-S2	Washer-3/8"-flat
1 383406-S100	Nut-3/8"-16 hex.lock
1 383496-S100	Bolt-3/8"-16 x 3 5/8" hex.hd.-bracket (3A652) to underbody
1	Installation sketch

D1OZ 3A634-A	Consists of the following
1 D0OZ3304-B	Rod assy.-pitman to idler arm
2 C7OA 3A344-A	Insulator-piston rod
1 C3AA 3A345-A	Washer-rod insulator-outer
1 D0OZ 3350-B	Arm & bracket assy.-idler
1 C3AA3C528-A	Boot-cylinder
1 D0OZ 3A540-A	Cylinder-power steering
1 D0OZ 3590-A	Arm-pitman
1 AJ 3652-A	Spacer-piston rod insulator
1 D0OZ 3A652-A	Bracket-cyl.mounting
1 C6OZ 3A714-A	Hose assy.-valve cyl.head
1 C6OZ 3A717-A	Hose assy.-valve cyl.end
1 C8OZ 3A730-A	Valve assy.-P/S gear hyd.control
1 C3AZ 3C755-A	Clamp-cyl.piston rod boot
1 33925-S8	Nut-3/8"-24
1 33985-S2	Nut-9/16"-18 hex.-(3A730) to rod assy.(3304)
1 34443-S7	Nut-5/16"-24 hex.lock
2 34782-S2	Washer-3/8" lock
1 45218-S8	Nut-3/8"-24 hex.hd.
5 72035-S	Pin-1/8" x 1"-cotter
1 304759-S2	Bolt-5/16"-24 x 1 1/2"-hex.hd.-valve (3A730) to rod assy.(3304)
1 305039-S	Pin-1/8"x 5/8"-spring
1 351819-S	Clamp-hose
2 374706-S2	Bolt-3/8"-16 x 1 1/2"hex. hd.
2 375474-S100	Nut-3/8"-16-rivet type
1 377604-S8	Bolt-3/8"-16 x 1 1/2" hex.hd.
1 377605-S8	Nut-3/8"-16 hex.hd.
2 378544-S2	Washer-3/8"-flat
1 383496-S100	Bolt-3/8"-16 x 3 5/8"-hex.hd. -mounting bracket (3A652) to underbody
1	Installation sketch

HALPERT_AUCTIONS

POWER STEERING KIT PARTS LISTS - continued

D2DZ	3A634-A	Consists of the following
1	D0DZ 3304-B	Rod assy. -pitman to idler arm
2	C7OA 3A344-A	Insulator-piston rod
2	C3AA 3A345-A	Washer-piston rod insulator-outer
1	C3AA 3C528-A	Boot-power steering cylinder
1	D0OZ 3A540-A	Cylinder assy. -power steering
1	C9DZ 3590-A	Arm-pitman
1	C3DA 3A594-B	Spring-control valve spool
1	AJ 3652-A	Spacer-piston rod insulator
1	D0DZ 3A652-A	Bracket-cyl. mounting
1	C6OZ 3A714-A	Hose assy. -control valve cyl. end
1	C6OZ 3A717-A	Hose assy. -control valve cyl. -hd.
1	C8OZ 3A730-A	Valve assy. -steering gear hyd. control
1	C3AA 3C755-A	Clamp-cyl. piston rod boot
1	33799-S2	Nut-3/8"-16 hex.
1	33925-S8	Nut-3/8" -24 hex jam
1	33985-S2	Nut-9/16" -18-hex slotted
1	34443-S7	Nut-5/16" -24 hex lock
2	34782-S2	Washer-3/8" lock
1	45218-S8M	Nut-3/8" -24 hex
5	72035-S	Pin-1/8" x 1" cotter
1	304759-S2	Bolt-5/16" -24 x 1 1/2" hex hd.
1	304760-S2	Bolt-3/8"-16 x 1 1/2" hex. hd.
1	305039-S	Pin-1/8" x 5/8" spring
1	351819-S	Clamp-hose
2	374706-S2	Bolt-3/8" -16 x 1 1/2" hex hd.
2	375474-S100	Nut-3/8" -16 rivet type
1	378544-S2	Washer-3/8" flat
1	383406-S100	Nut-3/8" -16 hex lock
1	383496-S100	Bolt-3/8" -16 x 3 5/8" hex hd.
1		Installation sketch

D3DZ	3A634-A	Consists of the following
1	D3DZ 3304-B	Rod assy.-pitman to idler arm
2	C7OA 3A344-A	Insulator-piston rod
2	C3AA 3A345-A	Washer-cyl. insulator
1	C3AA 3C528-A	Boot-cyl.
1	D0OZ 3A540-A	Cylinder assy.
1	C9DZ 3590-A	Arm-steering gear-pitman
1	C3DA 3A594-B	Spring-control valve spool
1	AJ 3652-A	Spacer-cyl. insulator
1	D0DZ 3A652-A	Bracket-cyl. mounting
1	C6OZ 3A714-A	Hose assy.-control valve cyl. hd.
1	C6OZ 3A717-A	Hose assy.-control valve cyl. end
1	C8OZ 3A730-A	Valve assy.-hydraulic control
1	C3AA 3C755-A	Clamp-cyl. piston rod boot
1	33799-S36	Nut-3/8"-16
1	33925-S8	Nut-3/8"-14
1	34443-S7	Nut-lock-5/16"-24
2	34782-S2	Washer-lock-3/8"
1	45218-S8M	Nut-3/8"-24
2	58636-S2	Bolt-3/8"-16 x 1 1/2"
5	72044-S100	Pin-cotter-1/8" x 1 1/8"
1	304759-S2	Bolt-5/16"-24 x 1 1/2"
1	304760-S36	Bolt-3/8"-16 x 1 1/2"
1	305039-S	Pin-spring-1/8" x 5/8"
1	351819-S	Clamp-hose
2	375474-S100	Nut-rivet type-3/8"-16
1	378544-S2	Washer-flat-3/8"
1	383406-S100	Nut-lock-3/8"-16
1	383496-S100	Bolt-3/8"-16 x 3 5/8"
2	386034-S100	Nut-9/16"-18
1		Installation sketch

COPYRIGHT © 1975 — FORD MOTOR COMPANY — DEARBORN, MICHIGAN

HALPERT_AUCTIONS

C4DZ 3A635-D		Consists of the following
1	C3OZ 3C511-A	Support-pump
1	C2OZ 3A609-A	Insulator-hose
1	C3DZ 3A610-A	Retainer-hose insulator
1	C3DZ 3A611-B	Bracket-hose insulator
1	C2OZ 3C682-A	Bracket-pump support
1	C3OZ 3C682-A	Bracket-pump support
1	C4DZ 3A691-B	Pump-reservoir & pulley assy.
1	C3DZ 3A706-A	Stop-steering arm-R.H.
1	C3DZ 3A707-A	Stop-steering arm-L.H.
1	C3DZ 3A713-A	Hose assy.-return line
1	C3DZ 3A719-A	Hose assy.-pressure line
1	C3DZ 3C750-A	Clamp assy.
1	C2OZ 6023-B	Pointer-timing
2	C2OE 6B089-A	Spacer-timing pointer
1	C2DZ 6A312-A	Pulley-vibration damper
1	C3DZ 8509-A	Pulley-water pump
1	C1DD 8600-D	Blade assy.-fan
1	B8A 8620-C	Belt-drive V-15/32" x 44 1/2"
1	C3DZ 9737-A	Spring-accelerator retract
1	C3OA 9B756-B	Valve & bracket-idle speed up
1	C3OZ 9B758-B	Valve assy.-idle speed up
1	C3DZ 9B864-A	Lever-idle speed up
4	20387-S8	Bolt-hex.hd.-5/16"-24 x 1.00"
1	20449-S8	Bolt-hex.hd.-3/8"-24 x 1 3/8"
1	34656-S	Nut & washer assy.-No. 10-32
4	34805-S8	Washer-lock-1/4"
1	34806-S8	Washer-lock-5/16"
1	34807-S8	Washer-lock-3/8"
4	34826-S8	Washer-lock-5/16"
1	40923-S8	Screw-hex.hd.tap.-5/16"-18 x 1/2"
1	54643-S	Screw-mach.hex.hd.-No.10-32 x 7/16"
Δ1	97201-S8	Clamp-hose-5/8" dia.-slotted
Δ1	97237-S8	Clamp-hose-5/8" dia.-solid
2	300860-S	Bolt-1/4"-20 x 1 7/8"
2	300876-S8	Bolt-hex.hd.-1/4"-20 x 2 1/2"
1	304803-S8	Bolt-hex.hd.-9/16"-18 x 1 3/4"
1	304828-S8	Bolt-hex.hd.-5/16"-18 x 2.00"
3	352981-S8	Washer-flat-3/8"
1	357655-S	Clip-1/4" to 1/4" diameter
3	359080-S8	Screw & washer-3/8"-16 x 7/8"
1	359083-S8	Screw & washer-hex.hd.-3/8"-16 x 1 1/8"
1	376025-S	Screw & washer-hex.hd.-3/8"-16 x 1.00"
1	376409-S8	Screw & washer-hex.hd.-5/16"-18 x 7/8"
1		Sketch-installation

C5AZ 3A635-A		Consists of the following
1	C5AZ 3504-A	Gear assy.
1	C5AZ 3A525-B	Coupling
1	C5AZ 3590-B	Arm-pitman
1	C5AZ 3A691-D	Pump & pulley assy.
1	C5AA 3A713-A	Hose assy.-return line
1	C5AZ 3A719-B	Hose assy.-pressure line
1	C5AZ 3A732-B	Bracket-adj.
1	C3AZ 3A762-A	Clamp assy.-hose
1	C5AZ 6312-C	Pulley-crankshaft
1	C2OZ 8620-B	Belt-pump-1/2" x 45 3/4"
5	42996-S8	Bolt-self-lock.-3/8"-16 x 3/4"
3	42997-S8	Bolt-lock.-3/8"-16 x 7/8"
2	55672-S8	Nut-5/16"-24
1	72026-S	Pin-cotter-1/8" x 7/8"
Δ1	97201-S8	Clamp-hose-5/8" dia.-slotted
Δ1	97237-S8	Clamp-hose-5/8" dia.-solid
2	353497-S8	Washer-flat-3/8"
1	379930-S2	Nut-hex.washer lock-5/16"-18
1		Sketch-installation

C5AZ 3A635-B		Consists of the following	
◊1	C5AZ 3504-C	Gear assy. (Saginaw)	♯
◊1	C5AZ 3504-A	Gear assy.	⊕
1	C5AZ 3A525-B	Coupling	⊕
♦1	C5AZ 3590-B	Arm-steering pitman	⊕
♦1	C5AZ 3590-C	Arm-steering pitman	♯
1	C5AA 3A713-C	Hose assy.-return line	
‡1	C5AA 3A719-J	Hose-pressure line	⊕
‡1	C5AZ 3A719-F	Hose-pressure line	♯
☆1	C5AZ 3A674-A	Pump assy.	⊕
☆1	C5AZ 3A674-B	Pump assy.	♯
†1	C5AZ 3A732-A	Bracket-pump mounting	
†1	C6OA 3A732-A	Bracket-pump mounting	
1	C5AZ 3A733-C	Pulley assy.-pump	
1	C3AZ 3A762-A	Clamp-hose	
1	C1AZ 6A312-D	Pulley-crankshaft	
1	C6AZ 8620-B	Belt-pump-1/2" x 46.00"	
2	55672-S8	Nut-5/16"-24	
2	55768-S2	Nut-hex. lock-3/8"-16	
1	72026-S	Pin-cotter-1/8" x 7/8"	
Δ1	97201-S8	Clamp-hose-5/8" dia.-slotted	
Δ1	97237-S8	Clamp-hose-5/8" dia.-solid	
5	370608-S2	Screw-hex.hd.lock.-3/8"-16 x 3/4"	
2	371983-S8	Washer-flat-3/8"	
2	377278-S8	Stud-3/8"-16 x 2.00"	
3	378604-S8	Screw & washer assy.-3/8"-16 x 3/4"	
1	378702-S8	Washer-flat-3/8"	
Δ1	379278-S8	Clamp-hose	
1	379930-S2	Nut-hex.washer lock-5/16"-18	
1		Sketch-installation	

C5AZ 3A635-F		Consists of the following
1	C5AZ 3A733-H	Pulley assy.-pump
1	C5AZ 8620-D	Belt-drive-pump
Δ1	97201-S8	Clamp-hose-5/8" dia.-slotted
Δ1	97237-S8	Clamp-hose-5/8" dia.-solid
1		Sketch-installation

C5AZ 3A635-G		Consists of the following	
♦1	C5AZ 3390-B	Arm-pitman	⊕
♦1	C5AZ 3390-C	Arm-pitman	♯
†1	C5AZ 3504-A	Gear assy.	⊕
†1	C5AZ 3504-C	Gear assy. (Saginaw)	♯
‡1	C5AZ 3A525-B	Coupling	⊕
‡1	C5AZ 3A525-D	Coupling	♯
☆1	C5AZ 3A674-A	Pump assy.	⊕
☆1	C5AZ 3A674-B	Pump assy.	♯
1	C5AA 3A713-A	Hose assy.-return line	
◊1	C5AZ 3A719-B	Hose assy.-pressure line	⊕
◊1	C5AZ 3A719-D	Hose assy.-pressure line	♯
1	C5AZ 6312-C	Pulley-crankshaft	
1	C2OZ 8620-B	Belt-pump drive-1/2" x 45 3/4"	
1	C5AA 3A732-H	Bracket-adjustment	
1	C5AZ 3A733-C	Pulley assy.-pump	
1	C3AZ 3A762-A	Clamp assy.-hose	
Δ1	97201-S8	Clamp-hose-5/8" dia.-slotted	
Δ1	97237-S8	Clamp-hose-5/8" dia.-solid	
5	42996-S8	Bolt-self-lock.-3/8"-16 x 3/4"	
3	42997-S8	Bolt-lock.-3/8"-16 x 7/8"	
2	55672-S8	Nut-5/16"-24	
1	72026-S	Pin-cotter-1/8" x 7/8"	
1	351318-S8	Washer-flat-5/16"	
2	353497-S8	Washer-flat-3/8"	
Δ1	379278-S8	Clamp-hose	
1	379930-S2	Nut-hex.washer lock-5/16"-18	
1		Sketch-installation	

♯ and ⊕ - Kit must contain only parts marked ♯ or parts marked ⊕ - they cannot be mixed. Parts marked ♯ cannot be used on vehicles with moveable steering column.

† - Optional Δ - Optional ♦ - Optional ‡ - Optional ☆ - Optional ◊ - Optional

HALPERT_AUCTIONS

POWER STEERING KIT PARTS LISTS - continued

C5AZ 3A635-H	Consists of the following
◊1 C5AZ 3504-A	Gear assy. ⊕
◊1 C5AZ 3504-C	Gear assy. (Saginaw) #
1 C5AZ 3C511-B	Support-pump
1 C5AZ 3A525-B	Coupling ⊕
†1 C5AZ 3590-B	Arm-steering pitman ⊕
†1 C5AZ 3590-C	Arm-steering pitman #
3 C5AZ 3D600-B	Spacer-pump
☆1 C5AZ 3A674-A	Pump assy. ⊕
☆1 C5AZ 3A674-B	Pump assy. ♯
1 C5AZ 3A713-A	Hose assy.-return line
♦1 C5AZ 3A719-C	Hose-pressure line ⊕
♦1 C5AZ 3A719-E	Hose-pressure line ♯
1 C5AZ 3A732-C	Bracket-pump adj.
1 C5AZ 3A733-B	Pulley-pump
1 C3AA 3A762-A	Clamp assy.-hose
1 C5AZ 6A312-A	Pulley-crankshaft
1 C2AZ 8620-K	Belt-pump drive
2 42848-S8	Screw & washer-5/16"-18 x 1 1/8"
3 46005-S8	Bolt-self-lock.-3/8"-16 x 5/8"
2 55672-S8	Nut-5/16"-24
3 55770-S2	Nut-hex.lock-7/16"-14
1 72026-S	Pin-cotter-1/8" x 7/8"
Δ1 97201-S8	Clamp-hose-5/8" dia.-slotted
Δ1 97237-S8	Clamp-hose-5/8" dia.-solid
3 370608-S2	Screw-hex.hd.lock.-3/8"-16 x 3/4"
3 376102-S	Washer-flat-7/16"
3 377279-S8	Stud-7/16"-14 x 2 1/8"
1 378702-S8	Washer-flat-3/8"
Δ1 379278-S8	Clamp-hose
1 379930-S2	Nut-flange lock-5/16"-18
1	Sketch-installation

C5AZ 3A635-J	Consists of the following
1 C5AA 3A005-A	Hose-return
1 C5AZ 3D673-H	Pulley-pump
1 C5AZ 3D746-B	Cooler-oil
1 C5AZ 8620-J	Belt-pump drive
1 44726-S2	Washer-3/8 flat
Δ2 97201-S	Clamp-hose-5/8" dia. slotted
Δ2 97237-S8	Clamp-hose-5/8" dia.-solid
1 304703-S	Bolt-3/8-16 x 1 1/8"
1	Sketch-installation

C5AZ 3A635-M	Consists of the following
1 C5AZ 3504-D	Gear assy.-steering
1 C5OZ 3C511-C	Support-pump
1 C5AZ 3A525-E	Coupling-flange and shaft
1 C5AZ 3590-B	Arm-pitman
1 C5AA 3A691-C	Pump
1 C5AA 3A713-C	Hose-pressure
1 C5AZ 3A719-H	Hose-return
1 C3AZ 3A762-A	Clamp-hose
1 C5AZ 6312-C	Pulley-crankshaft
1 C3OZ 8620-A	Belt-V-drive
1 20408-S8	Bolt-5/16"-18 x 1 1/8"
1 33799-S	Nut-hex.hd.-3/8"-16
1 34782-S	Washer-lock-3/8"
1 42961-S	Bolt-5/16"-18 x 1 5/8"
1 42997-S8	Bolt-3/8"-16 x 7/8"
1 44722-S	Washer-flat-3/8"
1 55672-S8	Nut-5/16"-24
1 97237-S8	Clamp-hose-5/8" dia.
1 351318-S8	Washer-flat-5/16"
2 352981-S8	Washer-flat-3/8"
2 373293-S8	Screw & washer-3/8"-16 x 1.00"
1 376437-S	Bolt-5/16"-18 x 4.00"
1 376900-S	Bolt-3/8"-16 x 2 1/2"
1 377958-S8	Stud-5/16"-18(both ends) x 4 9/16"
1 379930-S2	Nut-hex.washer lock-5/16"-18
1	Sketch-installation

C5AZ 3A635-N	Consists of the following
1 C5AZ 3504-C	Gear assy.-steering
1 C5OZ 3C511-C	Support-pump
1 C5AZ 3590-C	Arm
1 C5AA 3A691-D	Pump
1 C5AA 3A713-C	Hose-pressure
1 C5AZ 3A719-C	Hose-return
1 C3AZ 3A762-A	Clamp
1 C5AZ 6312-C	Pulley
1 C3OZ 8620-F	Belt
1 20408-S8	Bolt-5/16"-18 x 2 1/2"
1 33799-S	Nut-hex.hd.-3/8"-16
1 34782-S	Washer-lock-3/8"
1 42961-S	Bolt-5/16"-18 x 1 5/8"
3 42997-S8	Bolt-3/8"-16 x 7/8"
2 44722-S	Washer-flat-3/8"
2 55672-S8	Nut-5/16"-24
1 351318-S8	Washer-5/16"
2 352981-S8	Washer-flat-3/8"
1 373293-S8	Screw & washer-3/8"-16 x 1.00"
1 376437-S	Bolt-5/16"-18 x 4.00"
1 377958-S8	Stud-5/16"-18(both ends) x 4 9/16"
1 379278-S8	Clamp-hose-5/8" dia.
1 379930-S2	Nut-hex.washer lock-5/16"-18
1	Sketch-installation

C5AZ 3A635-P	Consists of the following
1 C5AA 3A691-F	Pump
1 C5AA 3A719-N	Hose-return
1 C5AE 8620-V	Belt-V-drive
1 42998-S	Bolt-3/8"-16 x 1.00"
1 43003-S	Bolt-3/8"-16 x 1 9/16"
2 374886-S8	Washer
3 376900-S	Bolt-3/8"-16 x 2 1/2"
1 380257-S	Spacer-3/8" x 13/16" x 11/16" thick
1	Sketch-installation

C5AZ 3A635-R	Consists of the following
1 C5AA 3A691-E	Pump
1 C5AA 3A719-M	Hose-return
1 C5AE 8620-V	Belt-V-drive
1 42998-S	Bolt-3/8"-16 x 1.00"
1 43003-S	Bolt-3/8"-16 x 1 9/16"
1 44726-S8	Washer-flat-3/8"
2 374886-S8	Washer
3 376900-S	Bolt-3/8"-16 x 2 1/2"
1 380257-S	Spacer-3/8" x 13/16" x 11/16" thick
1	Sketch-installation

C5AZ 3A635-S	Consists of the following
1 C5AZ 3C511-C	Support assy.-pump
1 C5AZ 3A732-E	Bracket-pump adj.
1 C5AZ 3A732-F	Bracket-pump adj.-rear
1 C4AZ 3A733-B	Pulley-pump
1 C4TE 8620-AG	Belt-drive-15/32" x 45 1/2"
1 C5AA 19972-B	Hose-A/C to condenser
1 20388-S8	Bolt-hex.-3/8"-16 x 1.00"
1 34782-S8	Washer-lock-3/8"
Δ1 97201-S8	Clamp-hose-5/8" dia.-slotted
Δ1 97237-S8	Clamp-hose-5/8" dia.-solid
1 376258-S	Bolt-hex.washer hd.-5/16"-18 x 3 1/2"
1 376900-S	Bolt-hex.-3/8"-16 x 2 3/16"
1	Sketch-installation

♯ and ⊕ - Kit must contain only parts marked ♯ or parts marked ⊕ - they cannot be mixed. Parts marked ♯ cannot be used on vehicles with moveable steering column.

† - Optional ♦ - Optional ☆ - Optional ◊ - Optional Δ - Optional

COPYRIGHT © 1975 — FORD MOTOR COMPANY — DEARBORN, MICHIGAN

HALPERT_AUCTIONS

POWER STEERING KIT PARTS LISTS - continued

C5AZ 3A635-V	Consists of the following
1 C5AA 3A005-B	Hose-return line
1 C5AZ 3A713-C	Hose assy.-return line
1 C5AZ 3A739-H	Pulley assy.-pump
1 C5AZ 3D746-A	Cooler assy.-oil
1 C5AZ 8620-J	Belt-drive-pump
2 31498-S2	Screw-hex.head tapping-No.14-10x3/8"
Δ3 97201-S8	Clamp-hose-5/8" dia.-slotted
Δ3 97237-S8	Clamp-hose-5/8" dia.-solid
2 380795-S	Clip
1	Sketch-installation

C5AZ 3A635-AA	Consists of the following
1 C5AA 3A005-B	Hose-return line
1 C5AZ 3A006-C	Cap assy.-reservoir filler
1 C5AR 3D587-A	Seal-reservoir
1 C5AR 3D594-C	Seal-pump outlet fitting
1 C5AZ 3E683-A	Gasket-support stud
1 C5AZ 3A697-B	Reservoir assy.-pump
1 C5AZ 3A713-C	Hose assy.-return line
1 C5AZ 3A733-A	Pulley assy.-pump
1 C5AZ 3D746-C	Cooler assy.-oil
1 C5AZ 8620-C	Belt-drive-15/32" x 49 3/4"
2 31498-S2	Screw-hex.head tap.-No.14-10 x 3/8"
Δ3 97201-S8	Clamp-hose-5/8" dia.slotted
Δ3 97237-S8	Clamp-hose-5/8" dia.-solid
2 380795-S100	Clip
1	Sketch-installation

C5AZ 3A635-AB	Consists of the following
1 C5AA 3A005-B	Hose-return line
1 C5AZ 3A006-C	Cap assy.-reservoir filler
1 C5AR 3D587-A	Seal-reservoir
1 C5AR 3D594-C	Seal-pump outlet fitting
1 C5AZ 3E683-A	Gasket-support stud
1 C5AZ 3A697-C	Reservoir assy.-pump
1 C5AZ 3A713-C	Hose assy.-return line
1 C5AZ 3A733-A	Pulley assy.-pump
1 C5AZ 3D746-C	Cooler assy.-oil
1 C5AZ 8620-C	Belt-drive-15/32" x 49 3/4"
2 31498-S2	Screw-hex.head tap.-No.14-10 x 3/8"
Δ3 97201-S8	Clamp-hose-5/8" dia.-slotted
Δ3 97237-S8	Clamp-hose-5/8" dia.-solid
2 380795-S100	Clip
1	Sketch-installation

C5AZ 3A635-AC	Consists of the following
1 C5AA 3A005-B	Hose-return line
1 C5AZ 3A006-C	Cap assy.-reservoir filler
1 C5AR 3D587-A	Seal-reservoir
1 C5AR 3D594-C	Seal-pump outlet fitting
1 C5AZ 3E688-A	Gasket-support stud
1 C5AZ 3A697-B	Reservoir assy.-pump
1 C5AZ 3A713-C	Hose assy.-return line
1 C5AZ 3A733-F	Pulley assy.-pump
1 C5AZ 3D746-C	Cooler assy.-oil
1 C5AZ 8620-A	Belt-drive-15/32" x 53 1/2"
2 31498-S2	Screw-hex.head tap.No.14-10 x 3/8"
Δ3 97201-S8	Clamp-hose-5/8" dia.-slotted
Δ3 97237-S8	Clamp-hose-5/8" dia.-solid
2 380795-S100	Clip
1	Sketch-installation

C5AZ 3A635-AF	Consists of the following
1 C5AA 3A005-B	Hose-return line
1 C5AZ 3A006-C	Cap assy.-oil reservoir filler
1 C5AR 3D587-A	Seal-reservoir
1 C5AR 3D594-C	Seal-valve outlet fitting
1 C5AZ 3E683-A	Gasket-pump-support stud
1 C5AZ 3A697-C	Reservoir assy.-pump
1 C5AZ 3A713-C	Hose assy.-return line
1 C5AZ 3A733-A	Pulley assy.-pump
1 C6AZ 3D746-A	Cooler assy.-oil
1 C5AZ 8620-L	Belt-drive-15/32" x 49 3/4"
2 31498-S2	Screw-hex.washer hd.tap.-No.14-10x3/8"
Δ3 97201-S8	Clamp-hose-5/8" dia.-slotted
Δ3 97237-S8	Clamp-hose-5/8" dia.-solid
2 380735-S100	Clip
1	Sketch-installation

C5AZ 3A635-AG	Consists of the following
1 C5AA 3A005-B	Hose-return line
1 C5AZ 3A006-C	Cap assy.-reservoir filler
1 C5AR 3D587-A	Seal-reservoir
1 C5AR 3D594-C	Seal-valve outlet fitting
1 C5AZ 3E683-A	Gasket-pump-support stud
1 C5AZ 3A697-C	Reservoir assy.-pump
1 C5AZ 3A713-E	Hose assy.-return line
1 C5AZ 3A733-F	Pulley assy.-pump
1 C6AZ 3D746-A	Cooler assy.-oil
1 C5AZ 8620-P	Belt-drive-15/32" x 53 1/2"
2 31498-S2	Screw-hex.washer hd.tap.-No.14-10x3/8"
Δ3 97201-S8	Clamp-hose-5/8" dia.-slotted
Δ3 97237-S8	Clamp-hose-5/8" dia.-solid
2 380795-S100	Clip
1	Sketch-installation

C5AZ 3A635-AJ	Consists of the following
1 C5AZ 3A733-H	Pulley assy.-pump
1 C3OZ 8620-F	Belt-drive-pump-15/32" x 51 1/2"
Δ1 97201-S8	Clamp-hose-5/8" dia.-slotted
Δ1 97237-S8	Clamp-hose-5/8" dia.-solid
1	Sketch-installation

C5AZ 3A635-AM	Consists of the following
1 C5AZ 3504-A	Gear-integral
1 C5AZ 3C511-B	Support-pump
1 C5AZ 3590-B	Arm-steering pitman
3 C5AZ 3D600-B	Spacer-pump
1 C5AZ 3A674-A	Pump assy.
1 C5AZ 3A713-A	Hose assy.-return line
1 C5AZ 3A719-C	Hose assy.-pressure line
1 C5AZ 3A732-C	Bracket-pump adj.
1 C5AZ 3A733-B	Pulley-pump
1 C3AZ 3A762-A	Clamp assy.-hose
1 C5AZ 6A312-A	Pulley-crankshaft
1 C2AZ 8620-N	Belt-drive-pump-15/32" x 44.00"
2 42848-S8	Screw & washer-5/16"-18 x 1 1/8"
3 46005-S8	Bolt-self-lock.-3/8"-16 x 5/8"
3 55770-S2	Nut-hex.lock-7/16"-14
1 72026-S	Pin-cotter-1/8" x 7/8"
Δ1 97201-S8	Clamp-hose-5/8" dia.-slotted
Δ1 97237-S8	Clamp-hose-5/8" dia.-solid
3 370608-S2	Screw-hex.hd.lock.-3/8"-16 x 3/4"
3 376102-S	Washer-flat-7/16"
3 377279-S8	Stud-7/16"-14 x 2 1/8"
1 378702-S8	Washer-flat-3/8"
1 379930-S2	Nut-flange lock-5/16"-18
1	Sketch installation

Δ - Optional

HALPERT_AUCTIONS

POWER STEERING KIT PARTS LISTS - continued

C5DZ 3A635-A	Consists of the following
1 C5OZ 3C511-A	Support-pump
1 C5OZ 3562-A	Brace-pump brkt. support
1 C2OZ 3A609-A	Insulator-hose
1 C3DZ 3A610-B	Retainer-insulator
1 C3DZ 3A611-C	Bracket-insulator
1 C5DZ 3A674-B	Pump assy.
1 C5DZ 3A706-A	Stop-R. H.
1 C5DZ 3A707-A	Stop-L. H.
1 C5DZ 3A713-A	Hose assy. -return line
1 C5DZ 3A719-A	Hose assy. -pressure line
1 C5OZ 3A732-A	Bracket-pump adjusting
1 C5AZ 3A733-B	Pulley assy. -pump
1 C3DZ 3C750-B	Clamp assy.
1 C3AZ 3A762-A	Clamp assy. -hose
1 C2OZ 6023-B	Pointer-timing
2 C2OE 6B089-A	Spacer-timing pointer
1 C2DZ 6A312-A	Pulley-damper outer
1 C4DZ 8509-A	Pulley-water pump
☆1 C4DZ 8546-A	Spacer-water pump to fan
☆1 C4GY 8546-A	Spacer-water pump to fan
1 C4DE 8600-A	Blade assy. -fan
1 C5DE 8620-E	Belt-drive V-15/32" x 48 3/4"
1 20466-S8	Bolt-hex. hd. -5/16"-18 x 1 1/2"
2 34790-S8	Washer-lock-1/4"
2 34805-S8	Washer-lock-1/4"
1 34806-S8	Washer-lock-5/16"
1 40923-S8	Screw-hex. hd. tapping-5/16"-18 x 1/2"
1 42997-S8	Bolt-hex. hd. self-lock. -3/8"-16 x 7/8"
1 44726-S8	Washer-flat-3/8"
2 45506-S8	Bolt-hex. hd. -1/4"-20 x 2 1/8"
4 45964-S8	Bolt-hex. hd. self-lock. -5/16"-18 x 3/4"
Δ1 97201-S8	Clamp-hose-5/8" dia. -slotted
Δ1 97237-S8	Clamp-hose-5/8" dia. -solid
2 300860-S8	Bolt-1/4"-20 x 1 7/8"
1 304803-S8	Bolt-hex. hd. -9/16"-18 x 1 3/4"
3 370608-S2	Screw-hex. hd. lock-3/8"-16 x 3/4"
3 374525-S8	Screw & washer-3/8"-18 x 1.00"
4 379552-S8	Screw & washer-5/16"-24 x 1 3/8"
1	Sketch-installation

C5DZ 3A635-B	Consists of the following
1 C2OZ 3A609-A	Insulator-hose
1 C3DZ 3A610-B	Retainer-hose insulator
1 C5DZ 3A611-A	Bracket-hose insulator
1 C5DZ 3A674-A	Pump assy.
1 C5DZ 3A713-B	Hose-return line
1 C5DZ 3A719-B	Hose-pressure line
1 C5AZ 3A732-B	Bracket-pump adjustment
1 C5AZ 3A733-C	Pulley assy. -pump
1 C3DZ 3C750-B	Clamp-hose
1 C5AZ 6312-C	Pulley-crankshaft
1 C5AE 8620-F	Belt drive-1/2" x 45 3/4"
1 40923-S8	Screw-hex. hd. tapping-5/16"-18 x 1/2"
3 42997-S8	Bolt-self-locking-3/8"-16 x 7/8"
Δ1 97201-S8	Clamp-hose-5/8" dia. -slotted
Δ1 97237-S8	Clamp-hose-5/8" dia. -solid
5 370608-S2	Screw-hex. hd. locking-3/8"-16 x 3/4"
1 378702-S8	Washer-flat-3/8"
1 379930-S2	Nut-hex. washer lock-5/16"-18
1	Sketch-installation

C5DZ 3A635-C	Consists of the following
1 C5DZ 3A733-A	Pulley assy. -pump
1 C3OZ 8620-D	Belt-drive-15/32" x 32 1/2" (alternator)
Δ1 97201-S8	Clamp-hose-5/8" dia. -slotted
Δ1 97237-S8	Clamp-hose-5/8" dia. -solid
1	Sketch-installation

C5DZ 3A635-D	Consists of the following
1 C5OZ 3C511-C	Bracket-pump support
1 C5DA 3A691-B	Pump
1 20408-S8	Bolt-5/16"-18 x 1 1/8"
2 34806-S7	Washer-flat-5/16"
1 45554-S8	Bolt-5/16"-18 x 3 3/4"
2 352981-S8	Washer-flat-3/8"
1 373293-S8	Screw & washer-3/8"-16 x 1.00"
1	Sketch-installation

C5DZ 3A635-E	Consists of the following
1 C5AZ 3C511-C	Support assy. -pump
1 C5AZ 3A732-E	Bracket-pump adj.
1 C5AZ 3A732-F	Bracket-pump adj. -rear
1 C4AZ 3A733-B	Pulley-pump
1 C4TE 8620-AG	Belt-drive-15/32" x 45 1/2"
1 C5DA 19972-A	Hose-A/C to condenser
1 20388-S8	Bolt-hex. -3/8"-16 x 1.00"
1 34782-S8	Washer-lock-3/8"
Δ1 97201-S8	Clamp-hose-5/8" dia. -slotted
Δ1 97237-S8	Clamp-hose-5/8" dia. -solid
1 376258-S	Bolt-hex. washer head-5/16"-18 x 3 1/2"
1 376900-S	Bolt-hex. -3/8"-16 x 2 3/16"
1	Sketch-installation

C5DZ 3A635-G	Consists of the following
1 C5DZ 3A733-A	Pulley assy. -pump
1 C5OE 8620-J	Belt-drive-15/32" x 28.00"
Δ1 97201-S8	Clamp-hose-5/8" dia. -slotted
Δ1 97237-S8	Clamp-hose-5/8" dia. -solid
1	Sketch-installation

C5OZ 3A635-A	Consists of the following
1 C2OZ 3A609-A	Insulator-hose
1 C2OZ 3A610-A	Retainer-insulator
1 C5OZ 3A674-A	Pump assy.
1 C2OA 3C696-B	Strap-hose
1 C2OA 3C697-A	Spring-hose
1 C3OZ 3A713-A	Hose-return line
1 C5OZ 3A719-A	Hose-pressure line
1 C5AZ 3A732-B	Bracket-pump adj.
1 C5AZ 3A733-C	Pulley assy. -pump
1 C3DZ 3C750-B	Clamp-hose
1 C5AZ 6312-C	Pulley-crankshaft dual
1 C2OZ 7542-A	Bracket-clutch release spring
1 C5AE 8620-F	Belt-1/2" x 45 3/4"
1 34670-S8	Nut-7/16"-14
1 34808-S7	Washer-lock-7/16"
1 40260-S8	Screw-self-tapping-5/16" x 3/8"
1 40923-S8	Screw-self-tapping-5/16"-18 x 1/2"
1 40949-S8	Screw-self-tapping-5/16"-18 x 3/4"
3 42997-S8	Bolt-locking-3/8"-16 x 7/8"
1 44722-S8	Washer-flat-5/16"
Δ1 97201-S8	Clamp-hose-5/8" dia. -slotted
Δ1 97237-S8	Clamp-hose-5/8" dia. -solid
5 370608-S2	Screw-hex. hd. lock-3/8"-16 x 3/4"
1 376239-S8	Clip
1 378702-S8	Washer-flat-3/8"
1 379930-S2	Nut-hex. washer lock-5/16"-18
1	Sketch-installation

Δ - Optional ☆ - Alternate

COPYRIGHT © 1975 — FORD MOTOR COMPANY — DEARBORN, MICHIGAN

HALPERT_AUCTIONS

POWER STEERING KIT PARTS LISTS - continued

C5OZ 3A635-B	Consists of the following
1 C5OZ 3C511-A	Support assy. -pump
1 C5OZ 3562-A	Brace-pump support
1 C2OZ 3A609-A	Insulator-hose
1 C2OZ 3A610-A	Retainer-insulator
1 C5OZ 3A674-A	Pump assy.
1 C2OA 3C696-B	Strap-hose
1 C2OA 3C697-A	Spring-hose retainer
1 C3OZ 3A713-B	Hose-return line
1 C5OZ 3A719-B	Hose-pressure line
1 C5OZ 3A732-A	Bracket assy. -pump adj.
*1 C5AZ 3A733-B	Pulley-pump
1 C3DZ 3C750-B	Clamp-hose
1 C2OZ 6023-B	Pointer-timing
2 C2OE 6B089-A	Spacer-timing pointer
1 C2DZ 6A312-A	Pulley-vibration damper
1 C2OZ 7542-A	Bracket-retracting spring
1 C5AZ 8509-K	Pulley-water pump
1 C5DE 8620-E	Belt-pump drive
4 20368-S8	Bolt-hex.hd. -3/8"-16 x 7/8"
1 20466-S8	Bolt-hex. hd. -5/16"-18 x 1 1/2"
1 34670-S8	Nut-7/16"-14
4 34782-S7	Washer-spring lock-3/8"
☆4 34790-S8	Washer-lock-1/4"
☆4 34805-S8	Washer-lock-1/4"
1 34806-S8	Washer-lock-5/16"
1 34808-S7	Washer-lock-7/16"
1 40260-S8	Screw-self-tapping-5/16"-18 x 3/8"
1 40923-S8	Screw-self-tapping-5/16"-18 x 1/2"
1 40949-S8	Screw-self-tapping-5/16"-18 x 3/4"
1 42997-S8	Bolt-hex. hd. self-lock. -3/8"-16 x 7/8"
1 44722-S8	Washer-flat-5/16"
1 44726-S8	Washer-flat-3/8"
2 45506-S8	Bolt-hex. hd. -1/4"-20 x 2 1/8"
4 45964-S8	Bolt-hex. hd. self-lock. -5/16"-18 x 3/4"
Δ1 97201-S8	Clamp-hose-5/8" dia. -slotted
Δ1 97237-S8	Clamp-hose-5/8" dia. -solid
2 300860-S8	Bolt-1/4"-20 x 1 7/8"
1 304803-S8	Bolt-9/16"-18 x 1 3/4"
1 359083-S36	Screw & washer-3/8"-16 x 1 1/8"
3 370608-S2	Screw-hex. head lock-3/8"-16 x 3/4"
3 374525-S8	Screw & washer-3/8"-16 x 1.00"
1 376239-S8	Clip
1	Sketch-installation

C5OZ 3A635-D	Consists of the following
1 C5OZ 3C511-C	Bracket-pump support
1 C5OA 3A691-B	Pump
1 20408-S8	Bolt-5/16"-18 x 1 1/8"
2 34806-S7	Washer-flat-5/16"
1 45554-S8	Bolt-5/16"-18 x 3 3/4"
2 352981-S8	Washer-flat-3/8"
1 373293-S8	Screw & washer-3/8"-16 x 1.00"
1	Sketch-installation

C5OZ 3A635-F	Consists of the following
1 C5AZ 3C511-C	Support assy. -pump
1 C5AZ 3A732-E	Bracket-pump adj.
1 C5AZ 3A732-F	Bracket-pump adj. -rear
1 C4AZ 3A733-B	Pulley-pump
1 C4TE 8620-AG	Belt-drive-15/32" x 45 1/2"
1 C5OZ 19972-G	Hose-A/C to condenser
1 20388-S8	Bolt-hex. -3/8"-16 x 1.00"
Δ1 97201-S8	Clamp-hose-5/8" dia. -slotted
Δ1 97237-S8	Clamp-hose-5/8" dia. -solid
1 34782-S8	Washer-lock-3/8"
1 376258-S	Bolt-hex. washer hd. -5/16"-18 x 3 1/2"
1 376900-S	Bolt-hex. -3/8"-16 x 2 3/16"
1	Sketch-installation

C5OZ 3A635-G	Consists of the following
1 C5AZ 3A006-C	Cap-reservoir filler
1 C5AR 3D587-A	Seal-reservoir
1 C5AR 3D594-C	Seal-pump valve outlet fitting
1 C5AR 3D684-A	Gasket-pump-support stud
1 C5AZ 3A697-B	Reservoir assy. -pump
1 C5AZ 3A733-A	Pulley-pump
1 C5AZ 8620-C	Belt-drive-15/32" x 49 3/4"
Δ1 97201-S8	Clamp-hose-5/8" dia. -slotted
Δ1 97237-S8	Clamp-hose-5/8" dia. -solid
1	Sketch-installation

C5OZ 3A635-H	Consists of the following
1 C5AZ 3A006-C	Cap assy. -oil reservoir
1 C5AR 3D587-A	Seal-reservoir
1 C5AR 3D594-C	Seal-valve outlet fitting
1 C5AZ 3E683-A	Gasket-pump-support stud
1 C5AZ 3A697-C	Reservoir assy. -pump
1 C5AZ 3A733-A	Pulley assy. -pump
1 C5AZ 8620-C	Belt-drive-15/32" x 49 3/4"
Δ1 97201-S8	Clamp-hose-5/8" dia. -slotted
Δ1 97237-S8	Clamp-hose-5/8" dia. -solid
1	Sketch-installation

C5ZZ 3A635-A	Consists of the following
1 C5ZZ 3D600-A	Spacer
1 C3AZ 3670-A	Adapter-pump to reservoir
1 C4ZA 3691-A	Hose-reservoir to pump
1 C5ZZ 3A697-A	Reservoir assy. -pump
1 C5ZZ 3A713-B	Hose assy. -return line
1 C5ZZ 3A719-B	Hose assy. -pressure line
1 C5ZZ 3A732-A	Bracket-pump-front
1 C5ZZ 3A732-B	Bracket-pump-rear
2 20347-S8	Bolt-hex. hd. -5/16"-24 x 3/4"
2 34443-S8	Nut-lt. thick hex. lock-5/16"-24
2 44724-S8	Washer-flat-5/16"
1 45757-S	Bolt-hex. hd. -3/4"-16 x 1 3/4"
♦2 97209-S8	Clamp-hose-1 1/8"
♦2 97245-S8	Clamp-hose-1 1/8"
1 370063-S8	Bolt-hex. hd. -3/8"-16 x 3 1/16"
1	Sketch-installation

C5ZZ 3A635-B	Consists of the following
1 C2OZ 3A609-A	Insulator-hose
1 C3DZ 3A610-B	Retainer-hose insulator
1 C5DZ 3A611-A	Bracket-hose insulator
1 C4DZ 3A691-A	Pump-reservoir & pulley
1 C5ZZ 3A713-A	Hose assy. -return line
1 C5ZZ 3A719-A	Hose assy. -pressure line
1 C3DZ 3C750-B	Clamp-hose
1 C2OZ 6312-B	Pulley-crankcase
1 C3OZ 8620-A	Belt-drive-1/2" x 39 1/2"
1 33797-S8	Nut-hex. -5/16"-18
1 34806-S8	Washer-lock-5/16"
3 34807-S8	Washer-lock-3/8"
1 40923-S8	Screw-hex. hd. tap. -5/16"-18 x 1/2"
2 44724-S8	Washer-flat-5/16"
Δ1 97201-S8	Clamp-hose-5/8" dia. -slotted
Δ1 97237-S8	Clamp-hose-5/8" dia. -solid
3 304703-S8	Bolt-hex. hd. -3/8"-16 x 1 1/8"
2 352981-S8	Washer-flat-3/8"
1 356478-S8	Washer-flat-13/32" I.D. x 3/4" O.D.
2 373293-S8	Screw & washer-3/8"-16 x 1.00"
1 377958-S8	Stud-hex. shoulder-5/16"-18 x 4.55"
1	Sketch-installation

☆ - Alternate Δ - Optional ♦ - Optional

* - Use C5DZ 3A733-A pulley assy. -p/s pump when vehicle is equipped with a/cond.

HALPERT_AUCTIONS

POWER STEERING KIT PARTS LISTS - continued

C5ZZ 3A635-C	Consists of the following
1 C4DZ 3C511-A	Support-hose
1 C2OZ 3A609-A	Insulator-hose
1 C3DZ 3A610-B	Retainer-hose insulator
1 C5DZ 3A611-A	Bracket-retainer hose insulator
1 C4DA 3C682-A	Bracket-pump mounting
1 C4DA 3C682-B	Bracket-pump mounting
1 C5ZZ 3A691-B	Pump-reservoir & pulley
1 C5ZZ 3A713-A	Hose assy.-return line
1 C5ZZ 3A719-C	Hose assy.-pressure line
1 C3DZ 3C750-B	Clamp-hose
1 C2OZ 6023-B	Pointer-timing
2 C2OE 6B089-A	Spacer-timing pointer
1 C2DZ 6A312-A	Pulley-vibration damper
1 C4DZ 8509-A	Pulley-water pump
1 C3OZ 8546-B	Spacer-fan
1 B7Q 8620-A	Belt-drive V
1 C5ZZ 9C531-A	Spring-idle speed-up control
1 C5ZZ 9A774-A	Bellcrank assy.-throttle control
1 C5ZZ 9792-A	Clip-throttle cable
1 C5ZZ 9C799-A	Cable assy.-throttle control
1 20449-S8	Bolt-hex.hd.-3/8"-24 x 1 3/8"
4 34805-S8	Washer-lock-1/4"
1 34806-S8	Washer-lock-5/16"
1 34807-S8	Washer-lock-3/8"
1 40923-S8	Screw-hex.hd.tap.-5/16"-10 x 1/2"
1 42537-S8	Screw-tap.hex.hd.slotted-No.6-20 x 3/8"
1 42719-S8	Screw & washer-hex.hd.-5/16"-18 x 5/8"
Δ1 97201-S8	Clamp-hose-5/8" dia.-slotted
Δ1 97237-S8	Clamp-hose-5/8" dia.-solid
2 300860-S8	Bolt-1/4"-20 x 1 7/8"
2 300876-S	Bolt-hex.hd.-1/4"-20 x 2 1/2"
1 304739-S8	Bolt-hex.head-5/16"-18 x 1 3/8"
1 304803-S8	Bolt-hex.head-9/16"-18 x 1 3/4"
3 352981-S8	Washer-flat-3/8"
3 359080-S8	Screw & washer-hex.hd.-3/8"-16 x 7/8"
1 359083-S8	Screw & washer-3/8"-16 x 1 1/8"
1 376025-S8	Screw & washer-3/8"-16 x 1.00"
1 376409-S8	Screw & washer-5/16"-18 x 7/8"
1 379702-S32	Nut-spring-No.10-32
1	Sketch-installation

C5ZZ 3A635-D	Consists of the following
1 C5OZ 3C511-A	Support assy.-pump
1 C2OZ 3A609-A	Insulator-hose
1 C3DZ 3A610-B	Retainer-insulator
1 C5DZ 3A611-A	Bracket-hose insulator
1 C5DZ 3A674-A	Pump assy.
1 C5DZ 3A713-A	Hose assy.-return line
1 C5DZ 3C718-A	Brace-bracket support
1 C5DZ 3A719-A	Hose assy.-pressure line
1 C5OZ 3A730-A	Bracket assy.-pump adj.
1 C5AZ 3A733-B	Pulley assy.-pump
1 C3DZ 3C750-B	Clamp assy.
1 C3AZ 3A762-A	Clamp assy.-hose
1 C2OZ 6023-B	Pointer-timing
2 C2OE 6B089-A	Spacer-timing
1 C2DZ 6A312-A	Pulley-vibration damper
1 C5AZ 8509-K	Pulley-water pump
1 C5DE 8620-E	Belt-drive V-15/32" x 48 3/4"
1 20466-S8	Bolt-hex.hd.-5/16"-18 x 1 1/2"
◊2 34790-S8	Washer-lock-1/4"
◊4 34805-S8	Washer-lock-1/4"
1 34806-S8	Washer-lock-5/16"
1 40923-S8	Screw-hex.hd.tapping-5/16"-18 x 1/2"
3 42996-S8	Bolt-lock-3/8"-16 x 3/4"
1 42997-S8	Bolt-hex.hd.self-lock.-3/8"-16 x 7/8"
1 44726-S8	Washer-flat-3/8"
2 45506-S8	Bolt-hex.hd.-1/4"-20 x 2 1/8"
4 45964-S8	Bolt-hex.hd.self-lock-5/16"-18 x 3/4"

Continued in next column

C5ZZ 3A635-D	Continued from previous column
†1 97201-S8	Clamp-hose
†1 97237-S8	Clamp-hose
2 300860-S8	Bolt-1/4"-20 x 1 7/8"
1 304803-S8	Bolt-hex.hd.-9/16"-18 x 1 3/4"
2 353497-S8	Washer-flat-3/8"
3 374525-S8	Screw & washer assy.-3/8"-16 x 1.00"
†1 379278-S8	Clamp-5/8" dia.-solid band hose
1	Sketch-installation

C5ZZ 3A635-F	Consists of the following
1 C5OZ 3C511-C	Bracket-pump
1 C5DA 3A691-B	Pump-reservoir & pulley assy.
1 20408-S8	Bolt-3/8"-16 x 1 1/8"
1 20486-S	Bolt-3/8"-16 x 1 1/2"
2 34806-S7	Lockwasher-5/16"
1 45554-S8	Bolt-5/16"-18 x 3 3/4"
1 373293-S8	Screw & washer-3/8"-16 x 2.00"
1	Sketch-installation

C5ZZ 3A635-H	Consists of the following
1 C5AZ 3C511-C	Support assy.-pump
1 C5AZ 3A732-E	Bracket-pump adj.
1 C5AZ 3A732-F	Bracket-pump adj.-rear
1 C4AZ 3A733-B	Pulley-pump
1 C4TE 8620-AG	Belt-drive-15/32" x 45 1/2"
1 C5ZA 19972-A	Hose assy.A/C to condenser
1 20388-S8	Bolt-hex.-3/8"-16 x 1.00"
1 34782-S8	Washer-lock-3/8"
Δ1 97201-S8	Clamp-hose-5/8" dia.-slotted
Δ1 97237-S8	Clamp-hose-5/8" dia.-solid
1 376258-S	Bolt-hex.washer hd.-5/16"-18 x 3 1/2"
1 376900-S	Bolt-hex.-3/8"-16 x 2 3/16"
1	Sketch-installation

C5ZZ 3A635-K	Consists of the following
1 C2OZ 3A609-A	Insulator-hose
1 C3DZ 3A610-B	Retainer-hose insulator
1 C5DZ 3A611-A	Bracket-hose insulator
1 C5AR 3D673-C	Pulley assy.-pump
1 C5DZ 3A674-A	Pump assy.
1 C5ZZ 3A713-D	Hose assy.-return line
1 C5ZZ 3A719-D	Hose assy.-pressure line
1 C5AZ 3A732-B	Bracket-pump adj.
1 C3DZ 3C750-B	Clamp-hose
1 C5AZ 6312-C	Pulley-crankshaft
1 C5AZ 8509-J	Pulley-water pump
Δ1 C5AE 8620-U	Belt-drive-1/2" x 45 1/2"
Δ1 C6DE 8620-A	Belt-drive-1/2" x 45 1/2"
1 40923-S8	Screw-hex.head tap.-5/16"-18 x 1/2"
3 42997-S8	Bolt-self-lock.-3/8"-16 x 7/8"
5 70608-S2	Screw-hex.hd.lock.-3/8"-16 x 3/4"
☆1 97201-S8	Clamp-hose-5/8" dia.-slotted
☆1 97237-S8	Clamp-hose-5/8" dia.-solid
1 378702-S8	Washer-flat-3/8"
1 379930-S2	Nut-hex.washer lock-5/16"-18
1	Sketch-installation

C5ZZ 3A635-L	Consists of the following
1 C5AZ 3A006-C	Cap assy.-oil reservoir filler
1 C5AZ 3D587-A	Seal-reservoir
1 C5AR 3D594-C	Seal-valve outlet fitting
1 C5AR 3D694-A	Gasket-pump-support stud
1 C5DZ 3A697-A	Reservoir assy.-pump
1 C5AZ 3A733-A	Pulley assy.-pump
1 C6OE 8620-D	Belt-drive-15/32" x 49 1/4"
Δ1 97201-S8	Clamp-hose-5/8" dia.-slotted
Δ1 97237-S8	Clamp-hose-5/8" dia.-solid
1	Sketch-installation

☆ - Alternate ◊ - Alternate † - Alternate Δ - Optional

COPYRIGHT © 1975 — FORD MOTOR COMPANY — DEARBORN, MICHIGAN

HALPERT_AUCTIONS

POWER STEERING KIT PARTS LISTS - continued

C6AZ 3A635-F	Consists of the following
1 C7SZ 3C511-A	Support-pump
1 C7SZ 3A732-A	Bracket-pump adj.
Δ1 55713-S7	Nut-hex. lock-3/8"-16
Δ1 55768-S7	Nut-hex. lock-3/8"-16
1 356403-S2	Washer-flat-.39" x .75" x .06" thick
4 371041-S2	Bolt-hex. hd. lock-3/8"-16 x 7/8"
1 377060-S2	Stud-3/8"-16 x 7 3/8"
1	Sketch-installation

C6AZ 3A635-G	Consists of the following
1 C7AZ 3C511-A	Support-pump
1 C7SZ 3A732-A	Bracket-pump adj.
1 C7ZZ 9B339-A	Fitting-oil pressure sender
1 356403-S2	Washer-flat-.39" x .75" x .06" thick
4 371041-S2	Bolt-hex. hd. lock-3/8"-16 x 7/8"
1 377060-S2	Stud-3/8"-16 x 7 3/8" long
1	Sketch-installation

C6DZ 3A635-D	Consists of the following
1 C6OZ 3C510-D	Bracket-hose
1 C5OZ 3C511-A	Support assy. -pump
1 C5DZ 3562-A	Brace-pump bracket support
1 C6OZ 3A609-A	Insulator-hose
1 C6OZ 3A610-A	Retainer-insulator
1 C6OZ 3A674-A	Pump assy.
1 C6OZ 3A713-B	Hose assy. -return line
1 C6OZ 3A719-B	Hose assy. -pressure line
1 C5OZ 3A732-A	Bracket assy. -pump adj.
1 C5AZ 3A733-B	Pulley assy. -pump
1 C6OZ 3C750-A	Clamp-hose
1 C3AZ 3A762-A	Clamp assy. -hose
1 C2OZ 6023-B	Pointer-timing
2 C2OE 6B089-A	Spacer-timing pointer
1 C2DZ 6A312-A	Pulley-vibration damper
1 C4DZ 8509-A	Pulley-water pump
☆1 C4DZ 8546-A	Spacer-water pump to fan
☆1 C4GY 8546-A	Spacer-water pump to fan
1 C2DZ 8600-C	Blade assy. -fan
1 C6OE 8620-A	Belt-drive V-15/32" x 47 1/4"
1 20466-S8	Bolt-hex. hd. -5/16"-18 x 1 1/2"
2 34790-S8	Washer-lock-1/4"
2 34805-S8	Washer-lock-1/4"
1 34806-S8	Washer-lock-5/16"
1 42997-S8	Bolt-hex. hd. self-lock. -3/8"-16 x 7/8"
1 44726-S8	Washer-flat-3/8"
2 45506-S8	Bolt-hex. hd. -1/4"-20 x 2 1/8"
4 45964-S8	Bolt-hex. hd. self-lock. -5/16"-18 x 3/4"
Δ1 97201-S8	Clamp-hose-5/8" dia. -slotted
Δ1 97237-S8	Clamp-hose-5/8" dia. -solid
2 300860-S8	Bolt-1/4"-20 x 1 7/8"
1 304803-S8	Bolt-hex. hd. -9/16"-18 x 1 3/4"
3 370608-S2	Screw-hex. hd. -3/8"-16 x 3/4"
3 374525-S8	Screw & washer assy. -3/8"-16 x 1.00"
4 379552-S8	Screw & washer-5/16"-24 x 1 3/8"
1	Sketch-installation

C6OZ 3A635-C	Consists of the following
1 C5AZ 3A006-C	Cap assy. -reservoir filler
1 C5AZ 3D587-A	Seal-reservoir
1 C5AR 3D594-C	Seal-valve outlet fitting
1 C5AZ 3E683-A	Gasket-pump-support stud
1 C5AZ 3A697-D	Reservoir assy. -pump
1 C5AZ 3A733-A	Pulley assy. -pump
1 C6DE 8620-B	Belt-Drive-15/32" x 49 3/4"
Δ1 97201-S8	Clamp-hose-5/8" dia. -slotted
Δ1 97237-S8	Clamp-hose-5/8" dia. -solid
1	Sketch-installation

C6OZ 3A635-H	Consists of the following
1 C6OZ 3C510-D	Bracket-hose
1 C6OZ 3A609-A	Insulator-hose
1 C6OZ 3A610-A	Retainer-insulator
1 C6OZ 3A674-B	Pump assy.
1 C6OZ 3A713-A	Hose-return line
1 C6OZ 3A719-D	Hose-pressure line
1 C5AZ 3A732-B	Bracket-pump adj.
1 C5AZ 3A733-C	Pulley assy. -pump
1 C6OZ 3C750-A	Clamp-hose
1 C5AZ 6312-A	Pulley-crankshaft
1 C5AZ 8509-J	Pulley-water pump
Δ1 C5AE 8620-U	Belt-1/2" x 45 1/2"
Δ1 C6DE 8620-A	Belt-1/2" x 45 1/2"
3 42997-S8	Bolt-lock. -3/8"-16 x 7/8"
†1 97201-S8	Clamp-hose-5/8" dia. -slotted
†1 97237-S8	Clamp-hose-5/8" dia. -solid
5 370608-S2	Screw-hex. washer hd. lock.-3/8"-16 x 3/4"
1 378702-S8	Washer-flat-3/8"
1 379930-S2	Nut-hex. washer lock. -5/16"-18
1	Sketch-installation

C6OZ 3A635-J	Consists of the following
1 C6OZ 3C510-D	Bracket-hose
1 C5OZ 3C511-A	Support assy. -pump
1 C5OZ 3562-A	Brace-pump support
1 C6OZ 3A609-A	Insulator-hose
1 C6OZ 3A610-A	Retainer-insulator
1 C6OZ 3A674-A	Pump assy.
1 C6OZ 3A713-B	Hose assy. -return line
1 C6OZ 3A719-B	Hose assy. -pressure line
1 C5OZ 3A732-A	Bracket assy. -pump adj.
*1 C5AZ 3A733-B	Pulley assy. -pump
1 C6OZ 3C750-A	Clamp-hose
1 C2OZ 6023-B	Pointer-timing
2 C2OE 6B089-A	Spacer-timing
1 C2DZ 6A312-A	Pulley-vibration damper
1 C4DZ 8509-A	Pulley-water pump
1 C6OE 8620-A	Belt-pump-15/32" x 47 1/4"
1 20466-S8	Bolt-hex. hd. -5/16"-18 x 1 1/2"
☆4 34790-S8	Washer-lock-1/4"
☆4 34805-S8	Washer-lock-1/4"
1 34806-S8	Washer-lock-5/16"
1 42997-S8	Bolt-hex. hd. lock. -3/8"-16 x 7/8"
1 44726-S8	Washer-flat-3/8"
2 45506-S8	Bolt-hex. hd. -1/4"-20 x 1/8"
4 45964-S8	Bolt-hex. hd. lock. -5/16"-18 x 3/4"
Δ1 97201-S8	Clamp-hose-5/8" dia. -slotted
Δ1 97237-S8	Clamp-hose-5/8" dia. -solid
2 300860-S8	Bolt-1/4"-20 x 1 7/8"
1 304803-S8	Bolt-9/16"-18 x 1 3/4"
1 359083-S36	Screw & washer assy. -3/8"-16 x 1 1/8"
3 370608-S2	Screw-hex. washer hd. lock.-3/8"-16 x 3/4"
3 374525-S8	Screw & washer assy. -3/8"-16 x 1.00"
1	Sketch-installation

C6OZ 3A635-K	Consists of the following
1 C5AZ 3A006-C	Cap assy. -oil reservoir filler
1 C5AR 3D587-A	Seal-reservoir
1 C5AR 3D594-C	Seal-valve outlet fitting
1 C5AR 3D684-A	Gasket-pump-support stud
1 C5DZ 3A697-C	Reservoir assy. -pump
1 C5AZ 3A733-F	Pulley assy. -pump
1 C6AE 8620-G	Belt-drive-15/32" x 53 1/2"
Δ1 97201-S8	Clamp-hose-5/8" dia. -slotted
Δ1 97237-S8	Clamp-hose-5/8" dia. -solid
1	Sketch-installation

☆ - Alternate Δ - Optional † - Optional

* - Use C5DZ 3A733-A pulley assy. -p/s pump when the vehicle is equipped with a/cond.

HALPERT_AUCTIONS

POWER STEERING KIT PARTS LISTS - continued

C6OZ 3A635-L	Consists of the following
1 C6OZ 3494-A	Tube-pressure line
1 C6OA 3E506-A	Clip
1 C6OZ 3C510-F	Bracket assy.-insulator
1 C6OZ 3A575-A	Tube-return line
1 C7ZZ 3A609-A	Insulator-hose
1 C7ZZ 3A610-A	Retainer-insulator
1 C5DZ 3A674-A	Pump assy.
1 C6OZ 3A713-D	Hose assy.-return line
1 C6OZ 3A719-E	Hose assy.-pressure line
1 C6OA 3A732-A	Bracket-pump adj.
1 C5AZ 3A733-C	Pulley assy.-pump
1 C6OZ 6C099-B	Stop-engine front support-L.H.
1 C1AZ 6A312-D	Pulley-crankshaft
☆1 C5AE 8620-C	Belt-1/2" x 46"
☆1 C6AE 8620-C	Belt-1/2" x 46"
1 34440-S	Nut-hex.lock-1/4"-20
1 40923-S2	Screw-self-tapping-5/16"-18 x 1/2"
Δ1 97201-S8	Clamp-hose-5/8" dia.-slotted
Δ1 97237-S8	Clamp-hose-5/8" dia.-solid
1 351819-S	Clamp-hose
5 370608-S2	Screw-hex.washer hd.lock.-3/8"-16 x 3/4"
2 371983-S8	Washer-flat-3/8"
3 374525-S8	Bolt-lock.-3/8"-16 x 7/8"
1 378702-S8	Washer-flat-3/8"
1 379930-S2	Nut-hex.washer lock.-5/16"-18
1	Sketch-installation

C7AZ 3A635-A	Consists of the following
1 C5AZ 3504-A	Gear-integral
1 C5AZ 3590-B	Arm-pitman
1 C7MY 3E595-A	Shield-splash
2 C5AZ 3D600-B	Spacer-pump
1 C7SZ 3A610-B	Clip
1 C7MY 3E634-A	Shield-splash lower
1 C7AZ 3A674-A	Pump assy.
1 C7AZ 3A713-C	Hose assy.-return line
1 C7AZ 3A719-A	Hose-pressure line
1 C7AZ 3A732-A	Bracket-pump adj.
1 C5AZ 3A733-B	Pulley-pump
♦1 C3AZ 3A762-A	Clamp assy.-hose
1 C5AZ 6A312-A	Pulley-crankshaft
1 C5AZ 8509-A	Pulley-water pump
1 C7AE 8620-B	Belt-pump-15/32" x 42 1/2"
3 42848-S8	Screw & washer-5/16"-18 x 1 1/8"
3 46005-S8	Bolt-self-lock.-3/8"-16 x 5/8"
2 55770-S2	Nut-hex.lock-7/16"-14
1 72026-S	Pin-cotter-1/8" x 7/8"
Δ1 97201-S8	Clamp-hose-5/8" dia.-slotted
Δ1 97237-S8	Clamp-hose-5/8" dia.-solid
3 370608-S2	Screw-hex.hd.lock.-3/8"-16 x 3/4"
6 375372-S	Pin-drive-1/4" x 5/8"
2 377279-S8	Stud-7/16"-14 x 2 1/8"
♦1 380396-S100	Clip
1	Sketch-installation

C6ZZ 3A635-C	Consists of the following
1 C5OZ 3C511-A	Support assy.-pump
1 C2OZ 3A609-A	Insulator-hose
1 C3DZ 3A610-B	Retainer-insulator
1 C5DZ 3A611-A	Bracket-hose insulator
1 C5DZ 3A674-B	Pump assy.
1 C5DZ 3A713-A	Hose assy.-return line
1 C5OZ 3C718-A	Brace-pump support
1 C5DZ 3A719-A	Hose assy.-pressure line
1 C5OZ 3A732-A	Bracket assy.-pump adj.
1 C5AZ 3A733-B	Pulley assy.-pump
1 C3DZ 3C750-B	Clamp assy.
1 C3AZ 3A762-A	Clamp assy.-hose
1 C6OZ 6023-B	Pointer-timing
2 C2OE 6B089-A	Spacer-timing
1 C2DZ 6A312-A	Pulley-vibration damper
1 C4DZ 8509-A	Pulley-water pump
1 C6OE 8620-A	Belt-drive V-15/32" x 47 1/4"
1 20466-S8	Bolt-hex.hd.-5/16"-18 x 1 1/2"
☆2 34790-S8	Washer-lock-1/4"
☆4 34805-S8	Washer-lock-1/4"
1 34806-S8	Washer-lock-5/16"
1 40923-S8	Screw-hex.hd.tap.-5/16"-18 x 1/2"
1 42997-S8	Bolt-hex.hd.lock-3/8"-16 x 7/8"
1 44726-S8	Washer-flat-3/8"
2 45506-S8	Bolt-hex.head-1/4"-20 x 2 1/8"
4 45964-S8	Bolt-hex.hd.lock.-5/16"-18 x 3/4"
◊1 97201-S8	Clamp-hose-5/8" dia.-slotted
◊1 97237-S8	Clamp-hose-5/8" dia.-solid
2 300860-S8	Bolt-1/4"-20 x 1 7/8"
1 304803-S8	Bolt-hex.hd.-9/16"-18 x 1 3/4"
3 370608-S2	Screw-hex.hd.lock.-3/8"-16 x 3/4"
3 374525-S8	Screw & washer assy.-3/8"-16 x 1.00"
1	Sketch-installation

C7AZ 3A635-B	Consists of the following
1 C5AZ 3504-A	Gear-integral
1 C7AZ 3C511-B	Support-pump rear
1 C7SZ 3C511-A	Support-pump
2 C7AA 3E523-A	Clip-hose
1 C5AZ 3590-B	Arm-pitman
1 C7MY 3E595-A	Shield-splash
1 C7SZ 3D600-A	Spacer-adjusting bracket
1 C7SZ 3A610-B	Clip-tube
1 C7MY 3E634-A	Shield-splash-lower
1 C7AZ 3A674-A	Pump assy.
2 C7AA 3C696-B	Strap-hose
1 C7AZ 3A713-E	Hose-return line
1 C7AZ 3A719-B	Hose-pressure line
1 C7SZ 3A732-A	Bracket-pump adj.
1 C5AZ 3A733-C	Pulley assy.-pump
1 C1AZ 6A312-D	Pulley-crankshaft
1 ECG 8509-H	Pulley-water pump
1 C6VE 8620-A	Belt-pump pulley-1/2" x 44.00"
1 55768-S2	Nut-hex.lock-3/16"-16
1 72026-S	Pin-cotter-1/8" x 7/8"
Δ1 97201-S8	Clamp-hose-5/8" dia.-slotted
Δ1 97237-S8	Clamp-hose-5/8" dia.-solid
6 371041-S8	Bolt-hex.washer hd.lock.-3/8"-16 x 7/8"
6 375372-S	Pin-drive-1/4" x 5/8"
1 377060-S2	Stud-3/8"-16 x 7 3/8"
3 378604-S8	Screw & washer assy.-3/8"-16 x 3/4"
1 378720-S	Nut-hex.-5/8"-18
1	Sketch-installation

☆ - Alternate ◊ - Alternate Δ - Optional ♦ - Optional

COPYRIGHT © 1975 — FORD MOTOR COMPANY — DEARBORN, MICHIGAN

HALPERT_AUCTIONS

POWER STEERING KIT PARTS LISTS - continued

C7AZ 3A635-C	Consists of the following
1 C5AZ 3504-A	Gear assy.
1 C7AZ 3C511-A	Support-pump
1 C7AZ 3C511-B	Support-pump-rear
2 C7AA 3E523-A	Clip-hose
1 C5AZ 3590-B	Arm-pitman
1 C7MY 3E595-A	Shield-splash
1 C7SZ 3D600-A	Spacer-adj. bracket
1 C7SZ 3A610-B	Clip
1 C7MY 3E634-A	Shield-splash-lower
1 C7AZ 3A674-A	Pump assy.
2 C7AA 3C696-B	Strap-hose
1 C7AZ 3A713-E	Hose-return line
1 C7AZ 3A719-B	Hose-pressure line
1 C7SZ 3A732-A	Bracket-adjustment
1 C5AZ 3A733-C	Pulley assy.-pump
1 C5AZ 6312-E	Pulley-crankshaft
1 C7OE 8620-A	Belt-pump drive-1/2" x 41 3/4"
3 42997-S8	Bolt-lock-3/8"-16 x 7/8"
1 55768-S2	Nut-hex.lock-3/8"-16
1 72026-S	Pin-cotter-1/8" x 7/8"
Δ1 97201-S8	Clamp-hose-5/8"
Δ1 97237-S8	Clamp-hose-5/8"
4 371041-S8	Bolt-hex.hd.lock.-3/8"-16 x 7/8"
6 375372-S	Pin-drive-1/4" x 5/8"
1 377060-S2	Stud-3/8"-16 x 7 3/8"
1 378720-S2	Nut-hex.-5/8"-18
1	Sketch-installation

C7AZ 3A635-D	Consists of the following
1 C5AZ 3A733-H	Pulley assy.-pump
1 C7AE 8620-C	Belt-drive-15/32" x 50.00"
1	Sketch-installation

C7AZ 3A635-E	Consists of the following
1 C5AA 3A005-B	Hose-return line
1 C7AZ 3A713-F	Hose assy.-return line
1 C5AZ 3A733-F	Pulley assy.-pump
1 C6AZ 3D746-A	Cooler assy.-oil
1 C3AZ 3A762-A	Clamp assy.-hose
1 C6AE 8620-A	Belt-drive-15/32" x 52.00"
2 31498-S2	Screw-hex.washer hd.tap.-No.14-10 x 3/8"
Δ3 97201-S8	Clamp-hose-5/8" dia.-slotted
Δ3 97237-S8	Clamp-hose-5/8" dia.-solid
1 380397-S	Clip
1	Sketch-installation

C7AZ 3A635-F	Consists of the following
1 C7AZ 3A713-A	Hose assy.-return line
1 C7AZ 3A713-B	Hose-return line
1 C7AZ 3A733-A	Pulley assy.-pump
1 C6AZ 3D746-A	Cooler assy.-oil
1 C3AZ 3A762-A	Clamp assy.-hose
1 C6OZ 8620-A	Belt-drive-15/32" x 47 1/4"
2 31498-S2	Screw-hex.washer hd.tap.-No.14-10 x 3/8"
Δ3 97201-S8	Clamp-hose-5/8" dia.-slotted
Δ3 97237-S8	Clamp-hose-5/8" dia.-solid
1 380397-S	Clip
1	Sketch-installation

C7AZ 3A635-G	Consists of the following
1 C5AZ 3A733-D	Pulley assy.-pump
1 C7AE 8620-D	Belt-drive-1/2" x 43.00"
1	Sketch-installation

C7AZ 3A635-H	Consists of the following
1 C7AZ 3A733-A	Pulley assy.-pump
1 C6OE 8620-A	Belt-drive-15/32" x 47 1/4"
1 C7OE 8620-C	Belt-drive-air pump
1	Sketch-installation

C7AZ 3A635-J	Consists of the following
1 C5AZ 3A733-G	Pulley assy.-pump
1 C1AZ 6A312-C	Pulley-crankshaft
1 C7AE 8620-A	Belt-drive-1/2" x 42 1/4"
1	Sketch-installation

C7AZ 3A635-L	Consists of the following
1 C5AA 3A005-B	Hose-return line
1 C7AZ 3A713-F	Hose assy.-return line
1 C7AZ 3A733-D	Pulley assy.-pump
1 C6AZ 3D746-A	Cooler assy.-oil
1 C3AZ 3A762-A	Clamp assy.-hose
1 C7OE 8620-C	Belt-drive-15/32" x 47.00"
2 31498-S2	Screw-hex.washer hd.tap.-No.14-10 x 3/8"
Δ3 97201-S8	Clamp-hose-5/8" dia.-slotted
Δ1 97237-S8	Clamp-hose-5/8" dia.-solid
1 380397-S	Clip
1	Sketch-installation

C7DZ 3A635-B	Consists of the following
1 C5DZ 3A733-A	Pulley assy.-pump
♦1 C5OE 8620-J	Belt-drive-15/32" x 28.00"
☆1 C6ZE 8620-A	Belt-drive-15/32" x 32 1/2"
1	Sketch-installation

C7OZ 3A635-A	Consists of the following
1 C6OZ 3494-A	Tube assy.-pressure line
1 C6OA 3E506-A	Clip
1 C6OZ 3C510-F	Bracket assy.-insulator
1 C7AZ 3C511-B	Support-pump-rear
1 C7SZ 3C511-A	Support-pump
1 C6OZ 3A575-A	Tube assy.-return line
1 C7SZ 3D600-A	Spacer-adj. bracket
1 C7ZZ 3A609-A	Insulator-hose
1 C7ZZ 3A610-A	Retainer-insulator
1 C7OZ 3A674-A	Pump assy.
1 C7OZ 3A713-B	Hose-return line
1 C7OZ 3A719-B	Hose-pressure line
1 C7SZ 3A732-A	Bracket-pump adj.
1 C5AZ 3A733-C	Pulley assy.-pump
1 C6OZ 6C099-B	Stop-eng. mount support-L.H.
1 C1AZ 6A312-D	Pulley-crankshaft dual
1 C6OZ 8509-A	Pulley-water pump
1 C6VE 8620-A	Belt-1/2" x 44.00"
1 34440-S	Nut-hex.lock-1/4"-20
1 40923-S8	Screw-self-tap.-5/16"-18 x 1/2"
1 55768-S2	Nut-hex.lock-3/8"-16
Δ1 97201-S8	Clamp-hose-5/8" dia.-slotted
Δ1 97237-S8	Clamp-hose-5/8" dia.-solid
1 351819-S	Clamp-hose
6 371041-S8	Bolt-hex.hd.self-lock.-3/8"-16 x 7/8"
3 374525-S8	Screw & washer assy.-3/8"-16 x 1.00"
1 377060-S2	Stud-3/8"-16 x 7 3/8"
1 378720-S2	Nut-hex.-5/8"-18
1	Sketch-installation

Δ - Optional ♦ - Not required for Mustang ☆ - Mustang only

HALPERT_AUCTIONS

POWER STEERING KIT PARTS LISTS - continued

C7OZ 3A635-B	Consists of the following
1 C7OZ 3C510-A	Bracket-hose(Fairlane, Falcon, Comet)
1 C7ZZ 3C510-B	Bracket-hose(Mustang only)
1 C5OZ 3C511-A	Support assy. -pump
1 C7OA 3D515-B	Bracket assy. -pump adj.
1 C7ZZ 3A609-A	Insulator-hose
1 C7ZZ 3A610-A	Retainer-insulator
1 C5OZ 3652-A	Brace-pump support
1 C7OZ 3A674-A	Pump assy.
1 C7OZ 3A713-A	Hose-return line
1 C7OZ 3A719-D	Hose-pressure line
1 C5AZ 3A733-B	Pulley assy. -pump
1 C6OZ 3C750-A	Clamp-hose
1 C2OZ 6023-B	Pointer-timing
2 C2OE 6B089-A	Spacer-timing
1 C2DZ 6A312-A	Pulley-vibration damper
1 C4DZ 8509-A	Pulley-water pump
1 C6OE 8620-A	Belt-drive V-15/32" x 47 1/4"
1 20466-S2	Bolt-hex. hd. -5/16"-18 x 1 1/2"
Δ2 34790-S8	Washer-lock-1/4"
2 34805-S2	Washer-lock-1/4"
Δ2 34805-S8	Washer-lock-1/4"
1 34806-S2	Washer-lock-5/16"
1 40923-S2	Screw-hex. hd. tap. -5/16"-18 x 1/2"
2 45506-S2	Bolt-hex. hd. -1/4"-20 x 2 1/8"
4 45964-S2	Bolt-hex. hd. self-lock. -5/16"-18 x 3/4"
♦1 97201-S8	Clamp-hose-5/8" dia. -slotted
♦1 97237-S8	Clamp-hose-5/8" dia. -solid
2 300860-S8	Bolt-1/4"-20 x 1 7/8"
1 304803-S8	Bolt-hex. hd. -9/16"-18 x 1 3/4"
4 352460-S2	Screw-hex. hd. lock. -3/8"-16 x 3/4"
3 374525-S8	Screw & washer assy. -3/8"-16 x 1.00"
1	Sketch-installation

C7OZ 3A635-C	Consists of the following
1 C7OZ 3C510-A	Bracket-hose(Fairlane, Falcon, Comet)
1 C7ZZ 3C510-B	Bracket-hose(Mustang, Cougar)
1 C7AZ 3C511-A	Support-pump adj.
1 C7AZ 3C511-B	Support-pump-rear
2 C7OA 3E523-A	Clip-hose
1 C7SZ 3D600-A	Spacer-adj. bracket
1 C7ZZ 3A609-A	Insulator-hose
1 C7ZZ 3A610-A	Retainer-insulator
1 C7OZ 3A674-A	Pump assy.
2 C7AA 3C696-A	Strap-hose
1 C7OZ 3A713-C	Hose-return line
1 C7OZ 3A719-E	Hose-pressure line
1 C7SZ 3A732-A	Bracket-pump adj.
1 C5AZ 3A733-C	Pulley-pump
1 C6OZ 3C750-A	Clamp-hose
1 C5AZ 6312-E	Pulley-crankshaft-dual
1 C7OE 8620-A	Belt-1/2" x 41 3/4"
1 40323-S2	Screw-hex. hd. tap. -5/16"-18 x 1/2"
3 42997-S8	Bolt-lock. -3/8"-16 x 7/8"
♦1 55713-S7	Nut-hex. lock-3/8"-16
♦1 55768-S7	Nut-hex. lock-3/8"-16
Δ1 97201-S8	Clamp-hose-5/8" dia. -slotted
Δ1 97237-S8	Clamp. hose-5/8" dia. -solid
4 371041-S2	Bolt-hex. hd. self-lock. -3/8"-16 x 7/8"
1 377060-S2	Stud-hex. lock-3/8"-16
1 378720-S2	Nut-hex. -5/8"-18
1	Sketch-installation

C7OZ 3A635-D	Consists of the following
1 C7AZ 3A733-A	Pulley assy. -pump
1 C6OZ 8620-A	Belt-drive-15/32" x 47 1/4"
Δ1 97201-S8	Clamp-hose-5/8" dia. -slotted
Δ1 97237-S8	Clamp-hose-5/8" dia. -solid
1	Sketch-installation

C7OZ 3A635-E	Consists of the following
1 C5AZ 3A733-F	Pulley-pump
1 C6AE 8620-A	Belt-drive-15/32" x 52.00"
1	Sketch-installation

C7OZ 3A635-H	Consists of the following
1 C7AZ 3A733-D	Pulley assy. -pump
1 C7OE 8620-C	Belt-drive-15/32" x 47.00"
1	Sketch-installation

C7ZZ 3A635-C	Consists of the following
1 C7ZZ 3494-A	Hose assy. -pressure line
1 C7ZZ 3504-B	Gear assy. -steering
1 C7ZZ 3C510-C	Bracket-hose
1 C7AZ 3C511-B	Support-pump-rear
1 C7SZ 3C511-A	Support-pump
1 C7SZ 3D600-A	Spacer-adj. bracket
1 C7ZZ 3A609-A	Insulator-hose
1 C7ZZ 3A610-A	Retainer-insulator
1 C7OZ 3A674-A	Pump assy.
1 C7ZZ 3A713-B	Hose-return line
1 C7ZZ 3A713-C	Hose-return line
1 C7ZZ 3A719-B	Hose-pressure line
1 C7SZ 3A732-B	Bracket-pump adj.
1 C5AZ 3A733-C	Pulley assy. -pump
1 C3AZ 3A762-A	Clamp assy. -hose
1 C1AZ 6A312-D	Pulley-crankshaft
1 C6OZ 8509-A	Pulley-water pump
1 C6VE 8620-A	Belt-drive-1/2" x 44.00"
2 40923-S8	Screw-hex. hd. tap. -5/16"-18 x 1/2"
1 55768-S2	Nut-hex. lock-3/8"-16
♦2 97201-S8	Clamp-hose-5/8" dia. -slotted
♦2 97237-S8	Clamp-hose-5/8" dia. -solid
1 351819-S	Clamp-hose
6 371041-S8	Bolt-hex. hd. self-lock-3/8"-16 x 7/8"
3 374525-S8	Screw & washer assy. -3/8"-16 x 1.00"
1 377060-S2	Stud-3/8"-16 x 7 3/8"
1 378720-S2	Nut-hex. -5/8"-18
1	Sketch-installation

C7ZZ 3A635-E	Consists of the following
1 C7AZ 3A733-D	Pulley assy. -pump-4 27/64"
1 C6DE 8620-G	Belt-drive-15/32" x 48 3/4"
1	Sketch-installation

Δ - Optional ♦ - Optional

COPYRIGHT © 1975 — FORD MOTOR COMPANY — DEARBORN, MICHIGAN

HALPERT_AUCTIONS

POWER STEERING KIT PARTS LISTS - continued

C8AZ 3A635-A	Consists of the following
†1 C5AZ 3504-A	Gear-integral
†1 C8AR 3504-A	Gear-integral
1 C7SZ 3C511-A	Support-pump
1 C8AZ 3C511-A	Support-pump-rear
☆1 C7AA 3E523-A	Clip-hose
☆1 C8AA 3E523-A	Clip-hose
1 C5AZ 3590-E	Arm assy.-pitman
1 C7MY 3E595-A	Shield-splash
1 C7SZ 3D600-A	Spacer-adj. bracket
1 C8AZ 3A610-A	Clip-tube
1 C7MY 3E634-A	Shield-splash-lower
1 C7AZ 3A674-A	Pump assy.
1 C8AA 3C696-A	Strap-hose
1 C8AZ 3A713-A	Hose-return line
1 C8AZ 3A719-A	Hose-pressure line
1 C7SZ 3A732-A	Bracket-pump adj.
1 C7AZ 3A733-E	Pulley-pump-4 1/2" dia.
◊1 C3AZ 3A762-A	Clamp assy.-hose
1 C8AZ 6A312-C	Pulley-crankshaft
1 C8SE 8620-B	Belt-pump pulley-1/2" x 42 1/2"
Δ1 55713-S7	Nut-hex.lock-3/8"-16
Δ1 55768-S7	Nut-hex.lock-3/8"-16
1 72026-S	Pin-cotter-1/8" x 7/8"
♦1 97201-S8	Clamp-hose-5/8" dia.-slotted
♦1 97237-S8	Clamp-hose-5/8" dia.-solid
6 371041-S2	Bolt-hex.hd.self-lock.-3/8"-16 x 7/8"
8 375372-S	Pin-drive-1/4" x 5/8"
1 377060-S2	Stud-3/8"-16 x 7 3/8"
3 378604-S8	Screw & washer assy.-3/8"-16 x 3/4"
1 378720-S2	Nut-hex.-5/8"-18
◊1 380396-S100	Clip-hose
1	Sketch-installation

C8AZ 3A635-B	Consists of the following
1 C5AZ 3504-A	Gear assy.
1 C7AZ 3C511-A	Support-pump
1 C8AZ 3C511-A	Support-pump-rear
‡1 C8AA 3E523-A	Clip-hose
‡1 C7AA 3E523-A	Clip-hose
1 C5AZ 3590-E	Arm assy.-pitman
1 C7MY 3E595-A	Shield-splash
1 C7SZ 3D600-A	Spacer-adj. bracket
1 C8AZ 3A610-A	Clip-tube
1 C7MY 3E634-A	Shield-splash-lower
1 C7AZ 3A674-A	Pump assy.
1 C8AA 3C696-A	Strap-hose
1 C8AZ 3A713-A	Hose-return line
1 C8AZ 3A719-A	Hose-pressure line
1 C7SZ 3A732-A	Bracket-adj.
1 C7AZ 3A733-F	Pulley assy.-pump-4 1/2" dia.
†1 C3AZ 3A762-A	Clamp assy.-hose
1 C7AZ 6A312-A	Pulley assy.-crankshaft
1 C8OZ 8509-B	Pulley-water pump
1 C6DE 8620-G	Belt-pump drive-15/32" x 46 3/4"
3 42997-S8	Bolt-lock-3/8"-16 x 7/8"
Δ1 55713-S7	Nut-hex.lock-3/8"-16
Δ1 55768-S7	Nut-hex.lock-3/8"-16
1 72026-S	Pin-cotter-1/8" x 7/8"
♦1 97201-S8	Clamp-hose-5/8" dia.-slotted
♦1 97237-S8	Clamp-hose-5/8" dia.-solid
4 371041-S8	Bolt-hex nd.lock.-3/8"-16 x 7/8"
8 375372-S	Pin-drive-1/4" x 5/8"
1 377060-S2	Stud-3/8"-16 x 7 3/8"
1 378720-S2	Nut-hex.-5/8"-18
†1 380396-S100	Clip-hose
1	Sketch-installation

C8AZ 3A635-C	Consists of the following
Δ1 C5AZ 3504-A	Gear-integral
Δ1 C8AR 3504-A	Gear-integral
1 C5AZ 3590-E	Arm assy.-pitman
1 C7MY 3E595-A	Shield-splash
2 C5AZ 3D600-B	Spacer-pump
1 C8AZ 3A610-A	Clip-tube
1 C7MY 3E634-A	Shield-splash-lower
1 C7AZ 3A674-A	Pump assy.
1 C8AZ 3A713-A	Hose-return line
1 C8AZ 3A719-B	Hose-pressure line
1 C7AZ 3A732-A	Bracket-pump adj.
1 C5AZ 3A733-H	Pulley-pump-5 1/8" dia.
†1 C3AZ 3A762-A	Clamp assy.-hose
1 C5AZ 6A312-A	Pulley-crankshaft
1 C7AE 8620-E	Belt-pump drive-15/32" x 42 3/4"
2 42848-S2	Screw & washer-5/16"-18 x 1 1/8"
3 46005-S8	Bolt-self-lock.-3/8"-16 x 5/8"
2 55770-S7	Nut-hex.lock-7/16"-14
1 72026-S	Pin-cotter-1/8" x 7/8"
♦1 97201-S8	Clamp-hose-5/8" dia.-slotted
♦1 97237-S8	Clamp-hose-5/8" dia.-solid
3 352460-S2	Screw-hex.hd.lock.-3/8"-16 x 3/4"
6 375372-S	Pin-drive-1/4" x 5/8"
2 377279-S8	Stud-7/16"-14 x 2 1/8"
†1 380396-S100	Clip
1	Sketch-installation

C8AZ 3A635-D	Consists of the following
1 C7SA 3A005-A	Hose-return line
1 C8AZ 3A713-B	Hose assy.-return line
1 C7AZ 3A733-D	Pulley assy.-pump-4 27/64"
1 C8AZ 3D746-A	Cooler assy.-oil
1 C6OE 8620-N	Belt-drive-15/32" x 47 1/4"
Δ3 97201-S8	Clamp-hose-5/8" dia.-slotted
Δ3 97237-S8	Clamp-hose-5/8" dia.-solid
1	Sketch-installation

C8AZ 3A635-E	Consists of the following
1 C7ZZ 3A713-C	Hose-return line
1 C8AZ 3A713-B	Hose assy.-return line
1 C7AZ 3A733-A	Pulley assy.-pump
1 C8AZ 3D746-A	Cooler assy.-oil
1 C8AA 8620-A	Belt-drive
Δ3 97201-S8	Clamp-hose-5/8" dia.-slotted
Δ3 97237-S8	Clamp-hose-5/8" dia.-solid
1	Sketch-installation

Δ - Optional ♦ - Optional † - Optional ◊ - Optional ☆ - Optional ‡ - Optional

HALPERT_AUCTIONS

POWER STEERING KIT PARTS LISTS - continued

C8OZ 3A635-A	Consists of the following
1 C7OZ 3C510-A	Bracket-hose(Fairlane, Falcon, Comet)
1 C8ZZ 3C510-A	Bracket-hose(Mustang only)
1 C8OZ 3C511-A	Support-pump
1 C8OZ 3C511-B	Support-rear
1 C8OZ 3C511-D	Support-bracket-rear
1 C7ZZ 3A609-A	Insulator-hose
1 C7ZZ 3A610-A	Retainer-insulator
1 C7OZ 3A674-A	Pump assy.
1 C7OZ 3A713-C	Hose-return line
1 C8OZ 3A719-B	Hose-pressure line
1 C7SZ 3A732-A	Bracket-pump adj.
1 C8OZ 3A733-A	Pulley assy. -pump-4 1/4" dia.
1 C8DZ 6A312-A	Pulley-vibration damper
1 C9PZ 8620-6M	Belt-drive V-15/32" x 41.00"
5 34805-S2	Washer-lock-1/4"
1 40923-S2	Screw-hex. hd. tap. -5/16"-18 x 1/2"
Δ3 55711-S7	Nut-hex. lock-5/16"-18
Δ3 55766-S7	Nut-hex. lock-5/16"-18
♦1 97201-S8	Clamp-hose-5/8" dia. -slotted
♦1 97237-S8	Clamp-hose-5/8" dia. -solid
2 300864-S2	Bolt-hex. hd. -1/4"-20 x 2 1/8"
1 304775-S2	Bolt-hex. hd. -1/4"-20 x 1 5/8"
1 304803-S8	Bolt-hex. hd. -9/16"-18 x 1 3/4"
3 351415-S2	Washer-flat-3/8"
1 351819-S	Clamp-hose
4 371041-S2	Screw-hex. hd. lock. -3/8"-16 x 7/8"
3 374525-S8	Screw & washer assy. -3/8"-16 x 1.00"
1 378720-S2	Nut-hex. -5/8"-16
3 382392-S2	Stud-5/16"-18 x 1 5/8"
1 383291-S2	Bolt-hex. hd. -3/8"-16 x 6 7/8"
1	Sketch-installation

C8OZ 3A635-B	Consists of the following
1 C6OA 3E506-A	Clip
1 C6OZ 3C510-F	Bracket assy. -insulator
1 C7SZ 3C511-A	Support-pump
1 C8OZ 3C511-B	Support-pump-rear
1 C6OZ 3A515-B	Tube assy. -return line
1 C7SZ 3D600-A	Spacer-adj. bracket
1 C7ZZ 3A609-A	Insulator-hose
1 C7ZZ 3A610-A	Retainer-insulator
1 C7OZ 3A674-A	Pump assy.
1 C8OZ 3A713-B	Hose assy. -return line
1 C8OZ 3A719-B	Hose assy. -pressure line
1 C7SZ 3A732-A	Bracket-pump adj.
1 C7AZ 3A733-E	Pulley-assy. -pump-4 1/2" dia.
1 C6OZ 6C099-B	Stop-engine support-L. H.
1 C8AZ 6A312-C	Pulley-crankshaft
1 C8SE 8620-B	Belt-1/2" x 42 1/2"
1 34440-S	Nut-hex. lock-1/4"-20
1 40923-S2	Screw-self-tap. -5/16"-18 x 1/2"
♦1 55713-S7	Nut-hex. lock-3/8"-16
♦1 55768-S7	Nut-hex. lock-3/8"-16
Δ1 97201-S8	Clamp-hose-5/8" dia. -slotted
Δ1 97237-S8	Clamp-hose-5/8" dia. -solid
1 351819-S	Clamp-hose
6 371041-S2	Bolt-hex. hd. self-lock. -3/8"-16 x 7/8"
3 374525-S8	Screw & washer assy. -3/8"-16 x 1.00"
1 377060-S2	Stud-3/8"-16 x 7 3/8"
1 378720-S2	Nut-hex. -5/8"-18
1	Sketch-installation

C8OZ 3A635-C	Consists of the following
1 C7OZ 3C510-A	Bracket-hose(Fairlane, Falcon, Comet)
1 C8ZZ 3C510-A	Bracket-hose(Mustang, Cougar)
1 C7AZ 3C511-A	Support-pump adj.
1 C8OZ 3C511-C	Support-pump-rear
†2 C7AA 3E523-A	Clip-hose attaching
†2 C8AA 3E523-A	Clip-hose attaching
1 C7SZ 3D600-A	Spacer-adj. bracket
1 C7ZZ 3A609-A	Insulator-hose
1 C7ZZ 3A610-A	Retainer-insulator
1 C7OZ 3A674-A	Pump assy.
2 C8OA 3C696-A	Strap-hose
1 C7OZ 3A713-C	Hose-return line
1 C8OZ 3A719-C	Hose-pressure line
1 C7SZ 3A732-A	Bracket-pump adj.
1 C7AZ 3A733-F	Pulley assy. -pump-4 1/2" dia.
1 C7AZ 6A312-A	Pulley assy. -crankshaft
1 C8OZ 8509-B	Pulley-water pump
1 C9PZ 8620-FR	Belt-15/32" x 46 3/4"
1 40923-S2	Screw-hex. hd. tap-5/16"-18 x 1/2"
3 42997-S8	Bolt-lock. -3/8"-16 x 7/8"
♦1 55713-S7	Nut-hex. lock. -3/8"-16
♦1 55768-S7	Nut-hex. lock. -3/8"-16
Δ1 97201-S8	Clamp-hose-5/8" dia. -slotted
Δ1 97237-S8	Clamp-hose-5/8" dia. -solid
1 351819-S	Clamp-hose
4 371041-S2	Bolt-hex. hd. self-lock. -3/8"-16 x 7/8"
1 377060-S2	Stud-hex. lock-3/8"-16
1 378720-S2	Nut-hex. -5/8"-18
1	Sketch-installation

C8OZ 3A635-D	Consists of the following
1 C7AZ 3A733-A	Pulley-pump
1 C8AA 8620-A	Belt-drive
1	Sketch-installation

C8OZ 3A635-E	Consists of the following
1 C7AZ 3A733-D	Pulley assy. -pump
1 C6OZ 8620-A	Belt-drive-15/32" x 47 1/4"
1	Sketch-installation

C8ZZ 3A635-A	Consists of the following
1 C7ZZ 3494-B	Hose assy. -pressure line
1 C7ZZ 3C510-C	Bracket-hose
1 C7AZ 3C511-B	Bracket-pump-rear
1 C7SZ 3C511-A	Support-pump
1 C7SZ 3D600-A	Spacer-pump adj. bracket
1 C7ZZ 3A609-A	Insulator-hose
1 C7ZZ 3A610-A	Retainer-hose insulator
1 C7OZ 3A674-A	Pump assy.
1 C7ZZ 3A713-C	Hose-return line
1 C7ZZ 3A713-D	Hose assy. -return line
1 C7ZZ 3A719-B	Hose assy. -pressure line
1 C7SZ 3A732-A	Bracket-pump adj.
1 C7AZ 3A733-E	Pulley assy. -pump-4 1/2" dia.
1 C3AZ 3A762-A	Clamp assy. -hose
1 C8AZ 6A312-C	Pulley-crankshaft
1 C9PZ 8620-GU	Belt-drive-1/2" x 42 1/2"
1 40923-S2	Screw-hex. hd. tap. -5/16"-18 x 1/2"
♦1 55713-S7	Nut-hex. lock-3/8"-16
♦1 55768-S7	Nut-hex. lock-3/8"-16
Δ2 97201-S8	Clamp-hose-5/8" dia. -slotted
Δ2 97237-S8	Clamp-hose-5/8" dia. -solid
1 351819-S	Clamp-hose
6 371041-S2	Bolt-hex. hd. self-lock. -3/8"-16 x 7/8"
1 374525-S8	Screw & washer assy. -3/8"-16 x 1.00"
1 377060-S2	Stud-3/8"-16 x 7 3/8"
1 378720-S2	Nut-hex. -5/8"-18
1	Sketch-installation

Δ - Optional ♦ - Optional † - Optional

COPYRIGHT © 1975 — FORD MOTOR COMPANY — DEARBORN, MICHIGAN

HALPERT_AUCTIONS

POWER STEERING KIT PARTS LISTS - continued

C9AZ 3A635-A	Consists of the following
1 C9AZ 3504-A	Gear-integral
1 C9AZ 3590-B	Arm-pitman
2 C5AZ 3D600-B	Spacer-pump
1 C8AZ 3A610-A	Clip-tube
1 C7AZ 3A674-A	Pump assy.
1 C9AZ 3A713-A	Hose-return line
1 C9AZ 3A719-B	Hose-pressure line
1 C7AZ 3A732-A	Bracket-pump adj.
1 C5AZ 3A733-D	Pulley-pump-5 1/8" dia.
1 C9AA 3C746-C	Clamp-hose
1 C6AZ 6A312-B	Pulley-crankshaft
1 C7AE 8620-D	Belt-pump drive-1/2" x 43.00"
3 42848-S2	Screw & washer-5/16"-18 x 1 1/8"
3 42938-S2	Bolt-self-lock.-3/8"-16 x 1.00"
2 55770-S7	Nut-hex.lock-7/16"-14
1 72026-S	Pin-cotter-1/8" x 7/8"
Δ1 97201-S8	Clamp-hose-5/8" dia.-slotted
Δ1 97237-S8	Clamp-hose-5/8" dia.-solid
3 370608-S2	Screw-hex.hd.lock-3/8"-16 x 3/4"
2 377279-S2	Stud-7/16"-14 x 2 1/8"
1	Sketch-installation

C9AZ 3A635-C	Consists of the following
1 C9AZ 3504-A	Gear-integral
1 C7SZ 3C511-B	Support-pump
1 C9AZ 3C511-B	Support-pump-rear
1 C9AZ 3590-B	Arm assy.-pitman
1 C7SZ 3D600-A	Spacer-adj. bracket
1 C8AZ 3A610-A	Clip-tube
1 C7AZ 3A674-A	Pump assy.
1 C9AZ 3A713-E	Hose assy.-return line
1 C9AZ 3A719-A	Hose-pressure line
1 C7SZ 3A732-A	Bracket-pump adj.
1 C7AZ 3A733-A	Pulley assy.-pump-4 1/2" dia.
1 C9AA 3C746-C	Clamp-hose
1 C8AZ 6A312-C	Pulley-crankshaft
1 C8SE 8620-B	Belt-pump pulley-1/2" x 42 1/2"
♦1 55713-S7	Nut-hex.lock-3/8"-16
♦1 55768-S7	Nut-hex.lock-3/8"-16
1 72026-S	Pin-cotter-1/8" x 7/8"
Δ1 97201-S8	Clamp-hose-5/8" dia.-slotted
Δ1 97237-S8	Clamp-hose-5/8" dia.-solid
6 371041-S2	Bolt-hex.hd.lock.-3/8"-16 x 7/8"
1 377060-S2	Stud-3/8"-16 x 7 3/8"
1 378720-S2	Nut-hex.-5/8"-18
1	Sketch-installation

C9AZ 3A635-D	Consists of the following
1 C9AA 3A005-A	Hose-return line
1 C9AZ 3A713-A	Hose assy.-return line
1 C7AZ 3A733-A	Pulley assy.-pump
1 C9AZ 3D746-A	Cooler assy.-oil
1 C8AA 8620-A	Belt-drive-15/32 x 50 3/4"
Δ3 97201-S8	Clamp-hose-5/8" dia.-slotted
Δ3 97237-S8	Clamp-hose-5/8" dia.-solid
1	Sketch-installation

C9AZ 3A635-E	Consists of the following
1 C9AA 3A005-A	Hose-return line
1 C9AZ 3A713-A	Hose assy.-return line
1 C7AZ 3A733-D	Pulley assy.-pump
1 C9AZ 3D746-A	Cooler assy.-oil
1 C6OZ 8620-A	Belt-drive-15/32" x 47 1/4"
Δ3 97201-S8	Clamp-hose-5/8" dia.-slotted
Δ3 97237-S8	Clamp-hose-5/8" dia.-solid
1	Sketch-installation

C9AZ 3A635-F	Consists of the following
1 C9AZ 3504-A	Gear assy.
1 C9OZ 3K505-A	Adaptor-pump
1 C7AZ 3C511-A	Support-pump
1 C9AZ 3C511-B	Support-pump-rear
‡1 C7AA 3E523-A	Clip-hose
‡1 C8AA 3E523-A	Clip-hose
1 C9AZ 3590-B	Arm assy.-pitman
1 C7SZ 3D600-A	Spacer-adj.bracket
1 C8AZ 3A610-A	Clip-tube
1 C7AZ 3A674-A	Pump assy.
1 C8AA 3C696-A	Strap-hose
1 C9AZ 3A713-A	Hose-return line
1 C9AZ 3A719-D	Hose-pressure line
1 C7SZ 3A732-A	Bracket-adj.
1 C7AZ 3A733-F	Pulley assy.-pump-4 1/2" dia.
1 C9AA 3C746-C	Clamp-hose
1 C9OZ 6A312-B	Pulley assy.-crankshaft
1 C8OZ 8509-B	Pulley-water pump
1 C2TZ 8620-H	Belt-15/32" x 46 3/4"
♦1 55713-S7	Nut-hex.lock-3/8"-16
1 72026-S	Pin-cotter-1/8" x 7/8"
Δ1 97201-S8	Clamp-hose-5/8" dia.-slotted
Δ1 97237-S8	Clamp-hose-5/8" dia.-solid
4 371041-S2	Bolt-hex.head lock-3/8"-16 x 7/8"
1 377060-S2	Stud-3/8"-16 x 7 3/8"
1 378720-S2	Nut-hex.-5/8"-18
2 381649-S2	Screw-3/8"-16 x 1"
1 382860-S2	Bolt-3/8"-16 x 6 1/4"
1	Sketch-installation

C9OZ 3A635-A	Consists of the following
1 C8OA 3A005-A	Hose-return line upper
1 C9OZ 3494-A	Hose-pressure line to valve
1 C6OA 3E506-A	Clip-pressure & return tube
1 C9OZ 3C510-A	Bracket assy.-pressure & return tube
1 C7AZ 3C511-A	Support-pump adj.
1 C9OZ 3C511-A	Support-pump-rear
1 C7SZ 3D600-A	Spacer-pump adj. bracket
1 C7ZZ 3A609-A	Insulator-hose
1 C7ZZ 3A610-A	Retainer-hose insulator
1 C9OZ 3A611-A	Bracket-hose
1 C9OZ 3A674-A	Pump assy.
1 C9OZ 3A713-A	Hose assy.-return line
1 C9OZ 3A719-A	Hose assy.-pressure line
1 C7SZ 3A732-A	Bracket-pump adj.
1 C7AZ 3A733-A	Pulley assy.-pump
1 C9OZ 6A312-B	Pulley assy.-crankshaft
1 C8OZ 8509-B	Pulley-water pump
1 C6DE 8620-G	Belt-drive-15/32" x 46 3/4"
1 34440-S2	Nut-lock-1/4"-20
1 34987-S4	Nut-hex.lock-3/8"-16
1 40923-S2	Screw-hex.hd.tap.-5/16"-18 x 1/2"
Δ2 97201-S8	Clamp-hose-5/8" dia.-slotted
Δ2 97237-S8	Clamp-hose-5/8" dia.-solid
4 371041-S2	Screw-hex.hd.lock.-3/8"-16 x 7/8"
1 377060-S2	Stud-hex.lock.-3/8"-16 x 7 3/8"
1 378720-S2	Nut-hex.-5/8"-18
1	Sketch-installation

♦ - Optional Δ - Optional ‡ - Optional

HALPERT_AUCTIONS

POWER STEERING KIT PARTS LISTS - continued

C9OZ 3A635-B	Consists of the following
1 C8OA 3A005-A	Hose-return-upper
1 C9OZ 3494-A	Hose assy.-pressure line
1 C9OZ 3K505-A	Adaptor-pump mounting
1 C6OA 3E506-A	Clip-tube
1 C9OZ 3C510-A	Bracket assy.-tube
1 C7AZ 3C511-A	Support-pump adj.
1 C9OZ 3C511-A	Support-pump-rear
1 C7ZZ 3A609-A	Insulator-hose
1 C7ZZ 3A610-A	Retainer-hose insulator
1 C9OZ 3A611-A	Bracket-hose
1 C9OZ 3A674-A	Pump assy.
1 C9OZ 3A713-A	Hose-return line
1 C9OZ 3A719-A	Hose-pressure line
1 C7SZ 3A732-A	Bracket-pump adj.
1 C7AZ 3A733-A	Pulley assy.-pump-4 1/2" dia.
1 C9OZ 6A312-B	Pulley-crankshaft
1 C8OZ 8509-B	Pulley-water pump
1 C6DE 8620-G	Belt-15/32" x 46 3/4"
1 34440-S2	Nut-lock-1/4"-20
1 40923-S2	Screw-hex.hd.tap.-5/16"-18 x 1/2"
Δ1 97201-S8	Clamp-hose-5/8" dia.-slotted
Δ1 97237-S8	Clamp-hose-5/8" dia.-solid
4 371041-S2	Screw-hex.hd.lock.-3/8"-16 x 7/8"
1 378720-S2	Nut-hex.-5/8"-18
2 381649-S2	Screw-hex.lock-3/8"-16 x 1.00"
1 382860-S2	Bolt-3/8"-16 x 6 7/8"
1	Sketch-installation

C9OZ 3A635-C	Consists of the following
1 C7OZ 3494-A	Tube-pressure line
1 C6OA 3E506-A	Clip-tube
1 C6OZ 3E510-F	Bracket-hose insulator
1 C7SZ 3C511-A	Support-pump
1 C8OZ 3C511-B	Support-pump-rear
1 C6OZ 3A515-B	Tube-return line
1 C7SZ 3D600-A	Spacer-adj. bracket
1 C7ZZ 3A609-A	Insulator-hose
1 C7ZZ 3A610-A	Retainer-insulator
1 C7OZ 3A674-A	Pump assy.
1 C8OZ 3A713-B	Hose-return line
1 C8OZ 3A719-A	Hose-pressure line
1 C7SZ 3A732-A	Bracket-pump adj.
1 C9OZ 3A733-B	Pulley assy.-pump
1 C6OZ 6C099-B	Stop-front support-L.H.
1 C8AZ 6312-D	Pulley-crankshaft
1 C7SE 8620-A1	Belt-1/2" x 45 3/4"
1 34440-S	Nut-hex.lock-1/4"-20
1 34987-S4	Nut-hex.lock-3/8"-16
1 40923-S2	Screw-self-tap.-5/16"-18 x 1/2"
Δ1 97201-S8	Clamp-hose-5/8" dia.-slotted
Δ1 97237-S8	Clamp-hose-5/8" dia.-solid
6 371041-S2	Screw-hex.hd.lock.-3/8"-16 x 7/8"
1 377060-S2	Stud-3/8"-16 x 7 3/8"
1 378720-S2	Nut-hex.-5/8"-18
1	Sketch-installation

C9OZ 3A635-D	Consists of the following
1 C7OZ 3C510-A	Bracket-hose(Fairlane, Comet)
1 C7ZZ 3C510-C	Bracket-hose(Mustang only)
1 C7ZZ 3A609-A	Insulator-hose
1 C7ZZ 3A610-A	Retainer-hose insulator
1 C7OZ 3A674-A	Pump assy.
1 C7OZ 3A713-A	Hose assy.-return line
1 C8OZ 3A719-B	Hose assy.-pressure line
1 C9ZZ 3A732-A	Bracket-pump adj.
1 C9OZ 3A733-A	Pulley assy.-pump-4 3/4" dia.
1 C9ZZ 6A312-A	Pulley assy.-crankshaft
1 C9ZE 8620-A	Belt-pump-15/32" x 44 1/4"
1 40923-S2	Screw-hex.hd.tap.-5/16"-18 x 1/2"
Δ1 97201-S8	Clamp-hose-5/8" dia.-slotted
Δ1 97237-S8	Clamp-hose-5/8" dia.-solid
7 370608-S2	Screw-hex.hd.lock-3/8"-16 x 3/4"
3 383165-S	Bolt-hex.hd.-3/8"-16 x 3/4"
1	Sketch-installation

C9ZZ 3A635-A	Consists of the following
1 C7OZ 3C510-A	Bracket-hose(Fairlane, Falcon, Comet)
1 C8ZZ 3C510-A	Bracket-hose(Mustang only)
1 C8OZ 3C511-A	Support-pump
1 C8OZ 3C511-B	Support-pump-rear
1 C8OZ 3C511-D	Support-pump bracket-rear
1 C7ZZ 3A609-A	Insulator-hose
1 C7ZZ 3A610-A	Retainer-insulator
1 C8OZ 3D673-A	Pulley assy.-pump-4 1/4" dia.
1 C7OZ 3A674-A	Pump assy.
1 C7OZ 3A713-A	Hose-return line
1 C8OZ 3A719-B	Hose-pressure line
1 C7SZ 3A732-A	Bracket-pump adj.
1 C8DZ 6A312-A	Pulley-vibration damper
1 C8DE 8620-C	Belt-drive V-15/32" x 41.00"
3 34805-S2	Washer-lock-1/4"
1 40923-S2	Screw-hex.hd.-5/16"-18 x 1/2"
3 55711-S7	Nut-hex.lock-5/16"-18
3 56138-S2	Screw & washer assy.-3/8"-16 x 1.00'
Δ1 97201-S8	Clamp-hose-5/8" dia.-slotted
Δ1 97237-S8	Clamp-hose-5/8" dia.-solid
2 300864-S2	Bolt-hex.hd.-1/4"-20 x 2 1/8"
1 304775-S2	Bolt-hex.hd.-1/4"-20 x 1 5/8"
1 304803-S8	Bolt-hex.hd.-9/16"-18 x 1 3/4"
3 351415-S2	Washer-flat-3/8"
4 371041-S2	Screw-hex.hd.lock.-3/8"-16 x 7/8"
3 382392-S2	Stud-5/16"-18 x 1 5/8"
1 382720-S2	Nut-hex.-5/8"-18
1 382860-S	Bolt-hex.hd.-3/8-16 x 6 7/8"
1	Sketch-installation

C9ZZ 3A635-B	Consists of the following
1 C9ZA 3A005-A	Hose-return
1 C7ZZ 3494-A	Hose-pressure line
1 C7ZZ 3C510-A	Bracket-hose
1 C7AZ 3C511-A	Support-pump adj.
1 C9OZ 3C511-A	Support-pump-rear
1 C7SZ 3D600-A	Spacer-adj. bracket
1 C7ZZ 3A609-A	Insulator-hose
1 C7ZZ 3A610-A	Retainer-insulator
1 C9OZ 3A674-A	Pump assy.
1 C8ZZ 3A713-A	Hose-return line
1 C9ZZ 3A719-A	Hose-pressure line
1 C7SZ 3A732-A	Bracket-pump adj.
1 C7AZ 3A733-A	Pulley assy.-pump-4 1/2" dia.
1 C9OZ 6A312-B	Pulley assy.-crankshaft
1 C8OZ 8509-B	Pulley-water pump
1 C6DE 8620-G	Belt-15/32" x 46 3/4"
1 40923-S2	Screw-hex.hd.tap.-5/16"-18 x 1/2"
♦1 55713-S7	Nut-hex.lock-3/8"-16
♦1 55768-S7	Nut-hex.lock-3/8"-16
Δ2 97201-S8	Clamp-hose-5/8" dia.-slotted
Δ2 97237-S8	Clamp-hose-5/8" dia.-solid
4 371041-S2	Screw-hex.hd.lock.-3/8"-16 x 7/8"
1 377060-S2	Stud-hex.lock-3/8"-16
1 378459-S2	Screw-tap.-5/16"-18 x 5/8"
1 378720-S2	Nut-hex.-5/8"-18
1	Sketch-installation

Δ - Optional

COPYRIGHT © 1975 — FORD MOTOR COMPANY — DEARBORN, MICHIGAN

HALPERT_AUCTIONS

POWER STEERING KIT PARTS LISTS - continued

C9ZZ 3A635-C	Consists of the following
1 C9ZA 3A005-A	Hose assy. -return
1 C7ZZ 3494-A	Hose assy. -pressure line
1 C9OZ 3K505-A	Adaptor-pump mounting
1 C7ZZ 3C510-C	Bracket-hose
1 C7AZ 3C511-A	Support-pump adj.
1 C9OZ 3C511-A	Support-pump-rear
1 C7ZZ 3A609-A	Insulator-hose
1 C7ZZ 3A610-A	Retainer-insulator
1 C9OZ 3A674-A	Pump assy.
1 C8ZZ 3A713-A	Hose-return line
1 C9ZZ 3A719-A	Hose-pressure line
1 C7SZ 3A732-A	Bracket-pump adj.
1 C7AZ 3A733-A	Pulley assy. -pump-4 1/2" dia.
1 C9OZ 6A312-B	Pulley assy. -crankshaft
1 C8OZ 8509-B	Pulley-water pump
1 C6DE 8620-G	Belt-15/32" x 46 3/4"
1 40923-S2	Screw-hex. hd. tap. -5/16"-18 x 1/2"
Δ2 97201-S8	Clamp-hose-5/8" dia. -slotted
Δ2 97237-S8	Clamp-hose-5/8" dia. -solid
4 371041-S2	Screw-hex. hd. lock. -3/8"-16 x 7/8"
1 378459-S2	Screw-5/16"-18 x 5/8"
1 378720-S2	Nut-hex. -5/8"-18
2 381649-S2	Screw-hex. lock-3/8"-16 x 1.00"
1 382860-S2	Bolt-hex. hd. -3/8"-16 x 6 7/8"
1	Sketch-installation

C9ZZ 3A635-D	Consists of the following
1 C9ZA 3A005-A	Hose-return line
1 C7ZZ 3494-B	Hose assy. -pressure line
1 C7ZZ 3C510-C	Bracket-hose
1 C7SZ 3C511-A	Support-pump
1 C8OZ 3C511-B	Support-pump-rear
1 C7SZ 3D600-A	Spacer-pump adj. bracket
1 C7ZZ 3A609-A	Insulator-hose
1 C7ZZ 3A610-A	Retainer-insulator
1 C7OZ 3A674-A	Pump assy.
1 C8ZZ 3A713-A	Hose assy. -return line
1 C8ZZ 3A719-A	Hose-pressure line
1 C7SZ 3A732-A	Bracket-pump adj.
1 C8OZ 3A733-A	Pulley assy. -pump
1 C8AZ 6A312-D	Pulley-crankshaft
1 C7SE 8620-A	Belt-drive-1/2" x 43 3/4"
1 34987-S4	Nut-hex. lock-3/8"-16
1 40923-S2	Screw-hex. hd. tap. -5/16"-18 x 1/2"
Δ2 97201-S8	Clamp-hose-5/8" dia. -slotted
Δ2 97237-S8	Clamp-hose-5/8" dia. -solid
6 371041-S2	Screw-hex. hd. lock. -3/8"-16 x 7/8"
1 377060-S2	Stud-3/8"-16 x 3/8"
3 378459-S2	Screw-hex. hd. tap. -5/16"-18 x 5/8"
1 378720-S2	Nut-hex. -5/8"-18
1	Sketch-installation

C9ZZ 3A635-E	Consists of the following
1 C5AZ 3A733-F	Pulley assy. -pump
1 C6OZ 8620-A	Belt-drive-15/32" x 47 1/4"
1	Sketch-installation

C9ZZ 3A635-F	Consists of the following
1 C5AZ 3A733-F	Pulley-pump-5 5/8" dia.
1 C3OZ 8620-F	Belt-drive-15/32" x 51 1/2"
1	Sketch-installation

♦ - Optional

D0AZ 3A635-A	Consists of the following
1 C9AZ 3504-A	Gear-integral
1 D0AZ 3C510-A	Bracket-pump-front
1 C7SZ 3C511-A	Support-pump
1 D0AZ 3C511-D	Support-pump-rear
1 C7AA 3E523-A	Clip-hose
1 C9AZ 3590-B	Arm assy. -pitman
1 C8SZ 3D600-A	Spacer-adj. bracket
1 C8AZ 3A610-A	Clip-tube
1 D0AZ 3A674-A	Pump assy.
1 C8AA 3C696-A	Strap-hose
1 D0AA 3C696-A	Strap-hose
1 D0AZ 3A713-B	Hose assy. -return line
1 D0AZ 3A719-A	Hose-pressure line
1 C7SZ 3A732-A	Bracket-pump adj.
1 C7AZ 3A733-A	Pulley assy. -pump-4 1/2" dia.
1 C9AA 3C746-C	Clamp-hose
1 C8AZ 6A312-C	Pulley-crankshaft
1 C5TZ 8620-B	Belt-pump pulley-1/2" x 42 1/2"
1 34987-S	Nut-hex. lock-3/8"-16
1 72035-S	Pin-1/8" x 1" cotter
1 97237-S8	Clamp-hose-5/8" dia.
6 371041-S2	Bolt-hex. head lock-3/8"-16 x 7/8"
1 377060-S2	Stud-3/8"-16 x 7 3/8"
1 378720-S2	Nut-hex. -5/8"-18
1	Sketch-installation

D0AZ 3A635-B	Consists of the following
1 C9AZ 3504-A	Integral power steering gear
1 C9AZ 3590-B	Arm assy. -steering pitman (power)
2 C5AZ 3D600-B	Spacer-power steering pump
1 C8AZ 3A610-B	Clip-P/S pressure return tube
1 D0AZ 3A674-A	Pump assy. -power steering
1 D0AZ 3A713-B	Hose assy. -power steering return line
1 C9AZ 3A719-B	Hose assy. -P/S pressure line
1 C7AZ 3A732-A	Bracket-power steering pump adjusting
1 C5AZ 3A733-D	Pulley-power steering pump-5.12 dia. Code AD
1 C9AA 3C746-C	Clamp-power steering hose
1 C6TZ 6A312-A	Pulley-crankshaft
1 B8QH 8620-F	Belt-power steering pump drive
2 34988-S4	Nut-7/16"-14 Hex. lock
3 56323-S4	Screw & washer assy. -5/16"-18 x 1.25
1 72035-S	Pin-1/8" x 1" cotter
1 97201-S8	Clamp-5/8" hose
1 97237-S8	Clamp-5/8" hose
3 370608-S2	Screw-3/8"-16 x .75"hex. hd. locking
2 377279-S2	Stud-7/16"-14 x 2.12"
3 383165-S	Bolt-3/8"-16 x 7/8"
1	Sketch-installation

D0AZ 3A635-C	Consists of the following
1 C9AZ 3504-A	Gear assy.
1 D0AZ 3C510-A	Support-pump
1 D0AZ 3C511-E	Support-pump-rear
1 C9AZ 3590-B	Arm assy. -pitman
1 C8SZ 3D600-A	Spacer-adj. bracket
1 C8AZ 3A610-A	Clip-tube
1 D0AZ 3A674-A	Pump assy.
1 D0AZ 3A713-B	Hose-return line
1 D0AZ 3A719-A	Hose-pressure line
1 D0AZ 3A732-C	Bracket-adj.
1 C9TZ 3A733-D	Pulley assy. -pump-4 1/2" dia.
1 C9AA 3C746-C	Clamp-hose
1 D0AZ 6A312-C	Pulley assy. -crankshaft
1 C9OZ 8509-A	Pulley-water pump
1 C9PZ 8620-CP	Belt-1/2" x 53"
1 D0TZ 8620-B	Belt-1/2" x 50 1/2"
1 72035-S	Pin-1/8" x 1" cotter
1 384161-S100	Clamp-hose-5/8" dia.
5 370608-S2	Screw-3/8"-16 x 3/4"hex. head lock
1 378720-S2	Nut-hex. -5/8"-18
1 382092-S2	Screw-7/16"-14 x 3/4" hex. head
1 383722-S2	Bolt-7/16"-14 x 6 3/8"
1	Sketch-installation

Δ - Optional

HALPERT_AUCTIONS

POWER STEERING KIT PARTS LISTS - continued

D0AZ	3A635-D	Consists of the following
1	D0AA 3A005-A	Hose-return line
1	C5AZ 3A733-F	Pulley assy. -pump
1	D0AZ 3D746-A	Cooler assy. -pump oil
1	D0AZ 8620-H	Belt-drive-15/32" x 52 1/4"
2	56138-S4	Bolt-3/8"-16 x 3/4"
2	97237-S8	Clamp-5/8" dia.
1	351184-S2	Washer-3/8" flat
1		Sketch-installation

D0AZ	3A635-E	Consists of the following
1	C7AZ 3A005-A	Hose-power steering return line
1	D0AZ 3A713-A	Hose assy. -power steering return line
1	D0AZ 3D746-B	Cooler assy. -power steering oil
1	D0OZ 8620-B	Belt-drive-1/2" x 52 1/4"
1	D0TZ 8620-A	Belt-drive 1/2" x 49 1/2"
2	56138-S4	Bolt-3/8"-16 x 3/4" hex. head
2	97201-S8	Clamp-5/8" dia. slotted band hose
2	381673-S2	Screw & washer assy. -3/8"-16 x 5/8"
1		Sketch-installation

D0AZ	3A635-F	Consists of the following
1	C9AZ 3504-A	Gear-integral power steering
1	D0AZ 3C510-A	Bracket-power steering tube-front
1	D0AZ 3C511-C	Support-power steering pump
1	C9AZ 3590-B	Arm assy. -steering pitman (power)
1	C8AZ 3A610-B	Clip-P/S pressure & return tube
1	D0AZ 3A674-A	Pump assy. -power steering
1	D0AZ 3A713-B	Hose assy. -power steering return line
1	D0AZ 3A719-A	Hose assy. -power steering pressure line
1	D0AZ 3A732-B	Bracket assy. -power steering pump adj.
1	C9TZ 3A733-D	Pulley assy. -power steering pump
1	C9AA 3C746-C	Clamp-power steering hose
1	C9PZ 8620-CM	Belt-P/S pump pulley- 1/2" x 52.00"
1	D0SZ 10A370-A	Spacer-power steering pump adj. bracket
1	34988-S4	Nut-7/16"-14 lock
4	55738-S2	Nut-3/8"-16 hex. washer head locking
2	56138-S4	Bolt-3/8"-16 x 3/4"
3	56138-S4	Bolt-3/8"-16 x 3/4" hex. washer head
1	72035-S	Pin-1/8" x 1" cotter
1	97201-S8	Clamp-power steering hose
1	97237-S8	Clamp-power steering hose
1	378720-S2	Nut-5/8"-18 hex.
1	383723-S2	Stud-7/16"-14 x 2 5/8"
1		Sketch-installation

D0AZ	3A635-G	Consists of the following
1	D0AA 3A005-B	Hose-return line
1	C5AZ 3A733-F	Pulley assy. -pump
1	D1AZ 3D746-E	Cooler assy. -P/S oil
1	C9PZ 8620-AE	Belt-alternator drive-15/32" x 45"
1	C9PZ 8620-GB	Belt-P/S drive-15/32" x 52 1/4"
1	C5AZ 10344-K	Pulley-alternator-2 5/8" dia.
1	351124-S36	Nut-11/16"-20 hex.hd.
1	351496-S36	Washer-11/16" I.D.-lock
2	381673-S2	Screw & washer assy. -3/8"-16 x 5/8"-hex.hd.
2	384161-S100	Clamp-5/8" dia.
1		Installation sketch

D0OZ	3A635-C	Consists of the following
1	C7AZ 3A005-A	Hose-power steering return line
1	D0OZ 3494-A	Hose-pressure line to valve
1	C6OA 3E506-A	Clip-P/S hose
1	D0OZ 3C510-B	Bracket-power steering hose
1	D0AZ 3C511-E	Support-power steering pump adjusting
1	D0OA 3E596-A	Brkt. assy. -P/S pressure & return tube
1	D0AZ 3D600-A	Spacer-p/s pump adj. bracket
1	C7ZZ 3A609-A	Insulator-power steering hose
1	D0OZ 3A610-A	Retainer-power steering hose insulator

(continued next column)

D0OZ	3A635-C	Consists of the following (continued)
1	D0OZ 3A611-A	Bracket-power steering hose
1	D0OZ 3A733-B	Pulley assy. -power steering pump
1	D0OZ 3A674-A	Pump assy. -power steering
1	D0OZ 3A713-B	Hose assy. -power steering return line
1	D0OZ 3A719-D	Hose assy. -power steering pressure line
1	D0AZ 3A732-C	Bracket assy. -power steering pump adj.
1	D0OZ 3A733-B	Pulley-P/S pump
1	C9AA 3C746-C	Clamp-power steering hose
1	D0OZ 6A312-E	Pulley assy. -crankshaft
1	C9OZ 8509-D	Pulley-water pump
1	C4AZ 8620-C	Belt-alternator drive (15/32" x 39")
1	D0TZ 8620-B	Belt-P/S drive (1/2" x 50 1/2")-not incl. in kit-use w/factory installed A/C
1	D0VZ 8620-B	Belt-power steering-1/2" x 51 1/2"
1	34975-S4	Nut-1/4"-20 lock
1	40923-S2	Screw-5/16"-18 x 1/2" hex. head tap
2	97237-S8	Clamp-5/8" dia.
5	370608-S2	Screw-3/8"-16 x 3/4" hex. head locking
1	378720-S2	Nut-5/8"-18 hex.
1	382092-S2	Screw-7/16"-14 x 3/4" hex. washer head
1	383722-S2	Bolt-7/16"-14 x 6 3/8"
1		Sketch-installation

D0OZ	3A635-D	Consists of the following
1	D0OZ 3C510-A	Bracket-hose (Fairlane, Comet)
1	C7ZZ 3A609-A	Insulator-hose
1	C7ZZ 3A610-A	Retainer-hose insulator
1	D0OZ 3A674-B	Pump assy.
1	D0OZ 3A713-A	Hose assy. -return line
1	D0OZ 3A719-A	Hose assy. -pressure line
1	C9ZZ 3A732-A	Bracket-pump adj.
1	D0OZ 3A733-A	Pulley assy. -pump-4 3/4" dia.
1	C9ZZ 6A312-A	Pulley assy. -crankshaft
1	C9ZZ 8620-A	Belt-pump-15/32" x 44 1/4"
1	40923-S2	Screw-hex. hd. tap-5/16"-18 x 1/2"
Δ1	97237-S8	Clamp-hose-5/8" dia. -solid
7	370608-S2	Screw-hex. hd. lock-3/8"-16 x 3/4"
3	383165-S	Bolt-hex. hd. -3/8"-16 x 3/4"
1		Sketch-installation

D0OZ	3A635-E	Consists of the following
1	C7AZ 3A005-A	Hose-power steering return line upper
1	D0OZ 3494-A	Hose assy. -p/s pressure line to valve
1	C6OA 3E506-A	Clip-p/s pressure & return tube
1	D0OZ 3C510-B	Bracket-power steering pump (6.12" dia.)
1	D0ZZ 3C511-A	Support-power steering pump adj.
1	C9OA 3E596-A	Brkt. assy. -P/S pressure & return tube
1	D0OZ 3D600-A	Spacer-P/S pump adj. (.50" thick)
1	C7ZZ 3A609-A	Insulator-power steering hose
1	D0OZ 3A610-A	Retainer-power steering hose insulator
1	D0OZ 3A611-A	Bracket-P/S hose
1	D0OZ 3A674-A	Pump assy. -power steering
1	D0OZ 3A713-B	Hose assy. -power steering return line
1	D0OZ 3A719-E	Hose assy. -power steering pressure line
1	D0AZ 3A732-C	Bracket assy. -power steering pump adj.
1	D0OZ 3A733-B	Pulley-power steering pump
1	C9AA 3C746-C	Clamp-P/S hose
1	D0OZ 6A312-E	Pulley assy. -crankshaft
1	C9OZ 8509-D	Pulley-water pump
1	C4AZ 8620-C	Belt-alternator drive (15/32" x 39")
1	D0AZ 8620-F	Belt-P/S drive (1/2" x 51 1/2")-not incl. in kit-use w/factory installed A/C
1	D0OZ 8620-B	Belt-power steering-1/2" x 52 1/4"
1	34440-S2	Nut-1/4"-20 lock
1	40923-S2	Screw-5/16"-18 x 1/2" hex. head tap
5	56138-S4	Bolt-3/8"-16 x 3/4" hex. washer head self locking
1	56358-S4	Bolt-7/16"-14 x 3/4" pilot end
2	97237-S8	Clamp-5/8" dia.
1	378720-S2	Nut-5/8"-18 hex.
1	383721-S2	Bolt-7/16"-14 x 6 3/8"
1		Sketch-installation

Δ Optional

COPYRIGHT © 1975 — FORD MOTOR COMPANY — DEARBORN, MICHIGAN

HALPERT_AUCTIONS

POWER STEERING KIT PARTS LISTS - continued

D0OZ 3A635-F		Consists of the following
1	C7AZ 3A005-A	Hose-power steering return line upper
1	D0OZ 3494-A	Hose assy. -p/s pressure line to valve
1	C6OA 3E506-A	Clip-p/s pressure & return tube
1	D0OZ 3C510-C	Bracket-power steering hose
1	D0AZ 3C511-F	Support-power steering pump adjusting
1	D0OA 3E596-A	Bracket assy. -power steering pressure & return tube
1	C7ZZ 3A609-A	Insulator-power steering hose
1	D0OZ 3A610-A	Retainer-power steering hose insulator
1	D0OZ 3A611-A	Bracket-power steering hose
1	D0OZ 3A674-A	Pump assy. -power steering
1	D0OZ 3A713-B	Hose assy. -power steering return line
1	D0OZ 3A719-D	Hose assy. -power steering pressure line
1	D1AZ 3A732-A	Bracket assy. -power steering pump adj.
1	D0OZ 3A733-B	Pully assy. -power steering pump
1	C9AA 3C746-C	Clamp-P/S hose
1	C9PZ 8620-CP	Belt-power steering-1/2" x 53.00"
1	D0SZ 10A370-A	Spacer-power steering pump
1	34975-S4	Nut-1/4"-20 lock
1	34988-S4	Nut-7/16"-14 hex. head lock
1	40923-S2	Screw-5/16"-18 x 1/2" hex. head tap
4	55738-S2	Nut-3/8"-16 hex. washer
5	370608-S2	Screw-3/8"-16 x 3/4" hex. head locking
1	378720-S2	Nut-5/8"-18 hex.
1	383723-S2	Stud-7/16"-14 x 2 5/8"
2	384161-S100	Clamp-5/8" dia.
1		Sketch-installation

D0OZ 3A635-H		Consists of the following
1	D0OA 3A005-A	Hose-power steering return line upper
1	D0OZ 3494-A	Hose assy.-P/S pressure line to valve
1	C6OA 3E506-A	Clip-P/S pressure and return line
1	D0OZ 3C510-C	Bracket-power steering hose
1	D0AZ 3C511-F	Support-power steering pump adjusting
1	D0OA 3E596-A	Bracket assy.-power steering pressure and return tube
1	C7ZZ 3A609-A	Insulator-power steering hose
1	D0OZ 3A610-A	Retainer-power steering hose insulator
1	D0OZ 3A611-A	Bracket-power steering hose
1	D0OZ 3A674-A	Pump assy.-power steering
1	D0OZ 3A713-B	Hose assy.-power steering return line
1	D0OZ 3A719-F	Hose assy.-power steering pressure
1	D0AZ 3A732-B	Bracket assy.-P/S pump adjusting
1	D0AZ 3A733-A	Pulley assy.-P/S pump (5.72" dia.)
1	C9AA 3C746-C	Clamp-power steering hose
1	C9PZ 8620-CM	Belt-power steering (1/2" x 52 1/2")
1	D0SZ 10A370-A	Spacer-power steering pump
1	34975-S4	Nut-1/4"-20 lock
1	34988-S4	Nut-7/16"-14 hex. head lock
1	40923-S2	Screw-5/16"-18 x 1/2" hex. head tap.
4	55738-S2	Nut-3/8"-16 hex. washer
5	370608-S2	Screw-3/8"-16 x 3/4" hex. head locking
1	378720-S2	Nut-5/8"-18 hex.
1	383723-S2	Stud-7/16"-14 x 2 5/8"
2	384161-S100	Clamp-5/8" dia.
1		Sketch-installation

D0ZZ 3A635-C		Consists of the following
1	C7AZ 3A005-A	Hose-power steering return
1	C7ZZ 3494-B	Hose-pressure line to valve
1	D0DA 3E506-A	Clip-power steering pressure & return hose
1	C7ZZ 3C510-A	Bracket-power steering hose
1	D0AZ 3C511-E	Support-power steering pump adjusting
1	D0AZ 3D600-A	Spacer-P/S pump adj. bracket
1	C7ZZ 3A609-A	Insulator-power steering hose
1	C7ZZ 3A610-A	Retainer-power steering hose insulator
1	D0OZ 3A610-A	Retainer-power steering hose insulator
1	D0ZZ 3A674-B	Pump assy. -power steering
1	C8ZZ 3A713-A	Hose assy. -power steering return line
1	D0ZZ 3A719-H	Hose assy. -P/S pressure line
1	D0ZZ 3A732-A	Bracket assy. -power steering pump adj
1	D0OZ 3A733-B	Pulley assy. -power steering pump
1	C3AZ 3A762-A	Clamp assy. -P/S hose
1	D0ZA 3E772-A	Bracket-P/S hose holding
1	D0OZ 6A312-E	Pulley assy. -crankshaft
1	C9OZ 8509-D	Pulley-water pump (6.82" dia.)
1	C4AZ 8620-C	Belt-alternator drive (15/32" x 39")
1	D0TZ 8620-B	Belt-P/S drive (1/2"-50 1/2")
1	D0VZ 8620-B	Belt-power steering-1/2" x 51 1/2"
1	40923-S2	Screw-5/16"-18 x 1/2" hex. head tap
2	97237-S8	Clamp-5/8" dia.
5	370608-S2	Screw-3/8"-16 x 3/4" hex. head locking
1	378459-S2	Screw-5/16"-18 x 5/8" tapping
1	382092-S2	Screw-7/16" x 14 x 3/4" hex. washer head
1	383671-S2	Nut-7/8"-20
1	383722-S2	Bolt-7/16" washer hex. head
1		Sketch-installation

D0ZZ 3A635-D		Consists of the following
1	C7AZ 3A005-A	Hose assy. -P/S return
1	C7ZZ 3494-B	Hose assy. -pressure line to valve
1	D0DA 3E506-A	Clip-power steering pressure & return hose
1	C7ZZ 3C510-A	Bracket-power steering hose
1	D0AZ 3C511-A	Support-power steering pump adjusting
1	D0AZ 3D600-A	Spacer-power steering pump adj. bracket
1	C7ZZ 3A609-A	Insulator-power steering hose
1	C7ZZ 3A610-A	Retainer-power steering hose insulator
1	D0OZ 3A610-A	Retainer-power steering hose insulator
1	D0ZZ 3A674-B	Pump assy. -power steering
1	C8ZZ 3A713-A	Hose assy. -power steering return line
1	D0ZZ 3A719-H	Hose assy. -P/S pressure line
1	D0ZZ 3A732-A	Bracket assy. -power steering pump adj.
1	D0AZ 3A733-A	Pulley assy. -power steering pump
1	C3AZ 3A762-A	Clamp assy. -P/S hose
1	D0ZA 3E772-A	Bracket-P/S hose holding
1	D0OE 6312-B	Pulley assy. -crankshaft
1	C9OZ 8509-B	Pulley-water pump
1	C4AZ 8620-C	Belt-alternator drive (15/32" x 39")
1	C9PZ 8620-CR	Belt-power steering -1/2" x 53 1/2"
1	D0TZ 8620-B	Belt-P/S drive (1/2"-50 1/2")
1	40923-S2	Screw-5/16"-18 x 1/2" hex. head tap
1	97237-S8	Clamp-5/8" dia.
5	370608-S2	Screw-3/8"-16 x 3/4" hex. head locking
1	378459-S2	Screw-5/16"-18 x 5/8"
1	382092-S2	Screw-7/16"-14 x 3/4" hex. washer head
1	383671-S2	Nut-7/8"-20
1	383722-S2	Bolt-7/16"-14 x 6 3/8"
1		Sketch-installation

HALPERT_AUCTIONS

POWER STEERING KIT PARTS LISTS - continued

D0ZZ	3A635-E	Consists of the following
1	C7AZ 3A005-A	Hose assy. -P/S return
1	C7ZZ 3494-B	Hose assy. -pressure line to valve
1	D0DA 3E506-A	Clip-P/S hose line
1	C7ZZ 3C510-A	Bracket-P/S hose
1	D0ZZ 3C511-A	Support-pump adjusting
1	D0AZ 3D600-A	Spacer-pump adjusting bracket
1	C7ZZ 3A609-A	Insulator-P/S hose
1	D0OZ 3A610-A	Retainer-P/S hose insulator
1	D0ZZ 3A674-B	Pump assy. -P/S
1	C8ZZ 3A713-A	Hose assy. -P/S return line
1	D0ZZ 3A719-H	Hose assy. -P/S pressure line
1	D0ZZ 3A732-A	Bracket assy. -P/S pump adjusting
1	D0OZ 3A733-B	Pulley assy. -P/S pump
1	C3AZ 3A762-A	Clamp assy. -P/S hose
1	D0ZA 3E772-A	Bracket-P/S hose holding
1	D0OE 6312-B	Pulley assy. -crankshaft
1	C9OZ 8509-B	Pulley-water pump
1	C4AZ 8620-C	Belt-alternator drive (15/32" x 39")
1	D0OZ 8620-B	Belt-P/S-1/2" x 52 1/4"
1	D0TZ 8620-B	Belt-P/S drive (1/2"-50 1/2")
1	40923-S2	Screw-5/16"-18 x 1/2" hex. head tap
1	97237-S8	Clamp-5/8" dia.
5	370608-S2	Screw-3/8"-16 x 3/4" hex. head locking
1	378459-S2	Screw-5/16"-18 x 5/8"
1	382092-S2	Screw-7/16"-14 x 3/4"
1	383671-S2	Nut-7/8"-20 x 7/32"
1	383722-S2	Bolt-7/16"-14 x 6 3/8"
1		Sketch-installation

D0ZZ	3A635-F	Consists of the following
1	C7ZZ 3A609-A	Insulator-P/S hose
1	D0ZZ 3A610-A	Retainer-P/S hose insulator
1	D0OZ 3A674-B	Pump assy. -P/S
1	D0ZZ 3A713-A	Hose assy. -return line
1	D0ZA 3A719-H	Hose assy. -pressure line
1	C9ZZ 3A732-B	Bracket-pump adjusting
1	D0OZ 3A733-C	Pulley-pump assy.
1	C9ZZ 6A312-A	Pulley assy. -crankshaft
1	C9ZZ 8620-C	Belt-P/S pump (15/32" x 45 1/4")
1	40923-S2	Screw-5/16"-18 x 1/2" hex. hd. tapping
1	97237-S8	Clamp-P/S hose
7	370608-S2	Screw-3/8"-16 x 3/4" hex. head lock
3	383165-S4	Bolt-3/8"-16 x 3/4"
1		Sketch-installation

D0ZZ	3A635-G	Consists of the following
1	C8ZZ 3C510-A	Bracket-power steering hose
1	C8OZ 3C511-A	Support-power steering pump
1	C8OZ 3C511-B	Support-P/S pump rear
1	D0ZA 3E670-A	Support-P/S pump bracket-rear
1	C7ZZ 3A609-A	Insulator-power steering hose
1	D0OZ 3A610-A	Retainer-power steering hose insulator
1	D0OZ 3A674-B	Pump assy. -power steering
1	D0ZZ 3A713-A	Hose assy. -power steering return line
1	D0ZA 3A719-H	Hose assy. -power steering pressure line
1	C7SZ 3A732-A	Bracket-power steering pump adjusting
1	C8OZ 3A733-A	Pulley assy. -power steering pump
1	C8DZ 6A312-A	Pulley-vibration damper outer
1	C5OZ 8620-C	Belt-drive V-15/32" x 41"
3	34805-S2	Washer-1/4" lock
1	40923-S2	Screw-5/16"-18 x 1/2" hex. head tapping
1	97237-S8	Clamp-hose power steering
2	300864-S2	Bolt-1/4"-20 x 2 1/8" hex. head
1	304775-S2	Bolt-1/4"-20 x 1 5/8" hex. head
1	304803-S8	Bolt-9/16"-18 x 1 3/4" hex. head to crankshaft
1	371041-S2	Screw-3/8"-16 x 7/8" hex. washer head self locking
3	371041-S2	Screw-3/8"-16 x 7/8" hex. washer head locking
1	378720-S2	Nut-5/8"-18 hex.
1	382860-S2	Bolt-3/8"-16 x 6 3/8" hex. head
3	383165-S4	Bolt-3/8"-16 x 3/4" hex. head
3	384072-S2	Screw-5/16"-18 x 1"
1		Sketch-installation

D1AZ	3A635-A	Consists of the following
1	C9SZ 3504-A	Gear assy.-steering
1	D1AZ 3C510-A	Bracket-tube-index
1	D0AZ 3C511-F	Support-pump
1	C9AZ 3590-B	Arm assy.-pitman
1	C8AZ 3A610-A	Clip-hose
1	D0AZ 3A674-A	Pump assy.-steering
1	D0AZ 3A713-B	Hose assy.-return line
1	D1AZ 3A719-A	Hose assy.-pressure
1	D1AZ 3A732-A	Bracket assy.-pump adjusting
1	C9TZ 3A733-D	Pulley assy.-pump
1	C9AA 3C746-C	Clamp-hose
1	C9PZ 8620-CM	Belt-pump pulley-1/2" x 52"
1	D0SZ 10A370-A	Spacer-pump adj. bracket
1	34988-S2	Nut-7/16"-14 lock
4	55738-S2	Nut-3/8"-16 hex.
1	72035-S	Pin-1/8" x 1"-cotter
5	370608-S2	Screw-3/8"-16 x 3/4" hex.hd.lock
1	378720-S2	Nut-5/8"-18 hex.hd.
1	383723-S2	Stud-7/16"-14 x 2 5/8"
1	384161-S100	Clamp-hose
1		Installation sketch

D1AZ	3A635-B	Consists of the following
1	C9SZ 3504-A	Gear assy.-steering
1	C8AA 3E506-A	Clip-hose
1	D1AZ 3C510-A	Bracket-tube-index
1	D1AZ 3C511-A	Support-pump
1	C9AZ 3590-B	Arm assy.-pitman
1	C9TZ 3A674-D	Pump assy.-power steering
1	D0AZ 3A713-B	Hose assy.-return line
1	D1AZ 3A719-A	Hose assy.-pressure line
1	D1AZ 3A732-A	Bracket assy.-adjustment
1	C9TZ 3A733-D	Pulley assy.-pump
1	C9AA 3C746-C	Clamp-hose
1	D0OZ 6A312-E	Pulley assy.-crankshaft
1	C9OZ 8509-D	Pulley-water pump
1	C9PZ 8620-S	Belt-alternator drive-15/32" x 35 1/4"
1	D0VZ 8620-B	Belt-pump drive-1/2" x 51 1/2"
4	55738-S2	Nut-3/8"-16 hex.washer lock
1	72035-S	Pin-1/8" x 1"-cotter
5	370608-S2	Screw-3/8"-16 x 3/4" hex.hd.
1	378720-S2	Nut-5/8"-18 hex.hd.
1	384161-S100	Clamp-5/8" hose dia.
1	384387-S2	Screw-7/16"-14 x 1 1/2"-hex.hd.lock
1	384545-S	Washer-7/16"-"C"
1		Installation sketch

D1AZ	3A635-D	Consists of the following
1	C9SZ 3504-A	Gear-steering
1	C8AA 3E506-A	Clip-hose
1	D1AZ 3C510-A	Bracket-tube-index
1	C7SZ 3C511-A	Support-pump
1	D0AZ 3C511-D	Support-pump rear
1	C9AZ 3590-B	Arm assy.-pitman
1	D0AZ 3A674-A	Pump assy.-power steering
1	D0AZ 3A713-B	Hose assy.-return line
1	D1AZ 3A719-A	Hose assy.-pressure line
1	C7SZ 3A732-A	Bracket-pump adjusting
1	C7AZ 3A733-E	Pulley assy.-w/o A/C
1	C9AA 3C746-C	Clamp-hose
1	C8AZ 6A312-C	Pulley-crankshaft-6" dia.-w/o A/C
1	C9PZ 8620-GU	Belt-pump pulley-1/2"x 42 1/2"
1	34987-S2	Nut-3/8"-16 hex.lock
1	72035-S	Pin-1/8" x 1"-cotter
	371041-S2	Bolt-3/8"-16 x 7/8" hex.washer head locking
1	377060-S2	Stud-3/8"-16 x 7 3/8"
1	378720-S	Nut-5/8"-18 hex.hd.
1	384161-S100	Clamp-hose
1	384543-S8	Washer-7/16" flat-1/2" thick-w/o A/C
1		Installation sketch

COPYRIGHT © 1975 — FORD MOTOR COMPANY — DEARBORN, MICHIGAN

HALPERT_AUCTIONS

POWER STEERING KIT PARTS LISTS - continued

D1AZ 3A635-E	Consists of the following
1 C9SZ 3504-A	Power steering gear
1 C8AA 3E506-A	Clip-hose
1 C9AZ 3590-B	Arm assy.-pitman
1 D0AZ 3A674-A	Pump assy.-power steering
1 D0AZ 3A713-B	Hose assy.-return line
1 C9AZ 3A719-B	Hose assy.-pressure line
1 C7AZ 3A732-A	Bracket-pump adjusting
1 C5AZ 3A733-A	Pulley-pump
1 C9AA 3C746-C	Clamp-hose
1 C6TZ 6A312-A	Pulley-crankshaft
1 C9PZ 8620-PU	Belt-pump drive-1/2" x 43"
2 34988-S2	Nut-7/16"-14 hex.lock
3 56323-S2	Screw & washer assy.-5/16"-18 x 1 1/4"
1 72035-S	Pin-1/8" x 1"
3 370608-S2	Screw-3/8"-16 x 3/4" hex.hd.lock
2 377279-S2	Stud-7/16"-14 x 2 1/8"-3A732 to engine
3 383165-S4	Bolt-3/8"-16 x 3/4" lock
1 384161-S100	Clamp-5/8" hose
2 384544-S100	Washer-1/2" flat
1	Installation sketch

D1AZ 3A635-F	Consists of the following
1 C9SZ 3504-A	Gear assy.-power steering
1 C8AA 3E506-A	Clip-hose
1 D1AZ 3C510-A	Bracket-tube-index
1 D0AZ 3C511-E	Support-302 eng.
1 C9AZ 3590-B	Arm assy.pitman
1 D0AZ 3A674-A	Pump assy.-power steering
1 D0AZ 3A713-B	Hose assy.-return line
1 D1AZ 3A719-A	Hose assy.-pressure line
1 D0AZ 3A732-C	Bracket assy.-adjustment
1 C9TZ 3A733-D	Pulley assy.-pump
1 C9AA 3C746-C	Clamp-hose
1 D0OZ 6A312-E	Pulley assy.-crankshaft
1 C9OZ 8509-D	Pulley-water pump
1 C9PZ 8620-CP	Belt-pump drive-1/2" x 53"-351 eng.
1 C9PZ 8620-P	Belt-alternator drive 15/32" x 39"
1 D0TZ 8620-B	Belt-pump drive-1/2" x 50 1/2"-302 eng.
1 72035-S	Pin-1/8" x 1" cotter
5 370608-S2	Screw-3/8"-16 x 3/4" hex.hd.
1 378720-S2	Nut-5/8"-18" hex. hd.
1 382092-S2	Screw-7/16"-14 x 3/4" hex.washer hd.
1 383722-S2	Volt-7/16"-14" x 6 3/8"
1 384161-S100	Clamp-5/8" dia.
1 384542-S2	Washer-7/16" flat x 3/4" thick-w/o A/C
1	Installation sketch

D1AZ 3A635-H	Consists of the following
1 D0AA 3A005-B	Hose-return line
1 D0AZ 3D746-B	Cooler assy.-oil
1 D0OZ 8620-B	Belt-drive-1/2" x 52 1/4"
1 34987-S2	Nut-3/8"-16 lock
1 377278-S2	Stud-3/8"-16 x 2"
2 381673-S2	Screw & washer assy.-3/8"-16 x 5/8"-hex.hd.
2 384161-S100	Clamp-5/8" dia.
1	Installation sketch

D1DZ 3A635-A	Consists of the following
1 D1DA 3A005-AA	Hose-return line upper
1 D0DZ 3494-A	Hose-pressure line to valve
1 C6OA 3E506-A	Clip-hose
1 D0DA 3E506-A	Clip-tube
1 D0AZ 3C511-E	Support-pump adjusting
1 C7ZZ 3A609-A	Insulator-hose
1 D0OZ 3A610-A	Retainer-hose insulator

(continued next column)

D1DZ 3A635-A	Consists of the following (continued)
1 D0DZ 3A611-A	Bracket assy.-tubes
1 D0ZZ 3A674-A	Pump assy.-power steering
1 D0DZ 3A713-A	Hose assy.-return line
1 D0DZ 3A719-A	Hose assy.-pressure line
1 D0ZZ 3A732-A	Bracket assy.-pump adjusting
1 D0OZ 3A733-B	Pulley assy.-pump
1 D0OZ 6A312-E	Pulley assy.-crankshaft
1 C9OZ 8509-D	Pulley-water pump
1 C9PZ 8620-CE	Belt-power steering-1/2" x 46 3/4"-w/ A/C
1 C9PZ 8620-P	Belt-alternator drive-15/32" x 39"
1 D0VZ 8620-B	Belt-power steering-1/2" x 51 1/2"-w/o A/C
1 34975-S2	Nut-1/4"-20 lock
1 34987-S2	Nut-3/8"-16 lock
3 40923-S2	Screw-5/16"-18 x 1/2" hex.hd.
5 370608-S2	Screw-3/8"-16 x 3/4"-hex.hd.
1 377278-S2	Stud-3/8"-16 x 2"
1 382092-S2	Screw-7/16"-14 x 3/4"hex.washer hd.
1 383671-S2	Nut-7/8"-20 hex.hd.
1 383722-S2	Bolt-7/16"-14 x 6 3/8"
2 384161-S100	Clamp-5/8" dia.
1 384542-S2	Washer-7/16" flat-3/4" thick-w/o A/C
1	Installation sketch

D1DZ 3A635-B	Consists of the following
1 D0DA 3C510-B	Bracket-hose
1 C8OZ 3C511-A	Support-pump
1 D0DZ 3C511-B	Support-pump-rear
1 D0ZZ 3C511-B	Support-pump bracket-rear
1 C7ZZ 3A609-A	Insulator-hose
1 D0OZ 3A610-A	Retainer-hose insulator
1 D0OZ 3A674-B	Pump assy.-power steering
1 D0DZ 3A713-B	Hose assy.-return line
1 D0DZ 3A719-B	Hose assy.-pressure line
1 C7SZ 3A732-A	Bracket-pump adjusting
1 C8OZ 3A733-A	Pulley assy.-pump
1 C8DZ 6A312-A	Pulley-vibration damper
1 C9PZ 8620-GM	Belt-drive-15/32" x 41"
3 34790-S2	Washer-1/4" lock
1 304803-S8	Bolt-9/16"-18 x 1 3/4" hex.hd.
3 40923-S2	Screw-5/16"-18 x 1/2" hex.hd.
2 300864-S2	Bolt-1/4"-20 x 2 1/8" hex.hd.
1 304775-S2	Bolt-1/4"-20 x 1 5/8" hex.hd.
4 371041-S2	Screw-3/8"-16 x 7/8" hex.hd.
1 378720-S2	Nut-5/8"-18 hex.
1 382860-S2	Bolt-3/8"-16 x 6 3/8"hex.hd.
3 383165-S4	Bolt-3/8"-16 x 3/4" hex.head
3 384072-S2	Screw-5/16"-18 x 1"-hex.washer hd.lock
1 384161-S100	Clamp-hose
1	Installation sketch

D1DZ 3A635-C	Consists of the following
1 D0DA 3C510-B	Bracket-hose
1 C7ZZ 3A609-A	Insulator-hose
1 D0OZ 3A610-A	Retainer-hose insulator
1 D0OZ 3A674-B	Pump assy.-power steering
1 D0OZ 3A713-A	Hose assy.-return line
1 D0OZ 3A719-A	Hose assy.-pressure line
1 C9ZZ 3A732-A	Bracket-pump adjusting
1 D0OZ 3A733-C	Pulley assy.-pump
1 C9ZZ 6A312-A	Pulley assy.-crankshaft
1 C9ZZ 8620-C	Belt-pump-15/32" x 45 1/4"
3 40923-S2	Screw-5/16"-18 x 1/2" hex.hd.
7 370608-S2	Screw-3/8"-16 x 3/4" hex.hd.lock
3 383165-S4	Bolt-3/8"-16 x 3/4" hex.hd.
1 384161-S100	Clamp-hose
1	Installation sketch

HALPERT_AUCTIONS

POWER STEERING KIT PARTS LISTS - continued

D1OZ 3A635-A	Consists of the following
1 D0OA 3A005-A	Hose-return line upper
1 D0OZ 3494-A	Hose assy.-pressure line to valve
1 C6OA 3E506-A	Clip-hose
1 D0OZ 3C510-B	Bracket-power steering hose
1 D0AZ 3C511-E	Support-pump adjusting
1 D0OA 3E596-A	Bracket assy.-tubes
1 C7ZZ 3A609-A	Insulator-hose
1 D0OZ 3A610-A	Retainer-hose insulator
1 D0OZ 3A611-A	Bracket-power steering hose
1 D0OZ 3A674-A	Pump assy.-power steering
1 D0OZ 3A713-B	Tube assy.-return line
1 D0OZ 3A719-F	Hose assy.-pressure line
1 D0AZ 3A732-C	Bracket assy.-pump adjusting
1 D0OZ 3A733-B	Pulley assy.-pump
1 C9AA 3C746-C	Clamp-hose
1 D0OZ 6A312-E	Pulley assy.-crankshaft-w/o A/C
1 C9OZ 8509-D	Pulley-water pump-w/o A/C
1 C9PZ 8620-P	Belt-alternator drive 15/32" x 39"
1 D0TZ 8620-B	Belt-power steering-1/2" x 50 1/2"-w/ A/C
1 D0VZ 8620-B	Belt-power steering-1/2" x 51 1/2"-w/o A/C
1 34972-S2	Nut-1/4"-20 lock
1 34987-S2	Nut-3/8"-16 lock
1 40923-S2	Screw-5/16"-18 x 1/2" hex.hd.
5 370608-S2	Screw-3/8"-16 x 3/4" hex.hd.lock
1 377278-S2	Stud-3/8"-16 x 2" w/ A/C
1 378720-S2	Nut-5/8"-18 hex.hd.
1 382092-S2	Screw-7/16"-14 x 3/4" hex.washer hd.
1 383722-S2	Bolt-7/16"-14 x 6 3/8"
2 384161-S100	Clamp-5/8" dia.
1 384542-S2	Washer-7/16" flat-3/4" thick-w/o A/C
1	Installation sketch

D1OZ 3A635-B	Consists of the following
1 D0OA 3A005-A	Hose-return line upper
1 D0OZ 3494-A	Hose assy.-pressure line to valve
1 C6OA 3E506-A	Clip-tubes
1 D0OZ 3C510-B	Bracket-hose
1 D0ZZ 3C511-A	Support-pump adjusting
1 D0OA 3E596-A	Bracket assy.-tubes
1 C7ZZ 3A609-A	Insulator-hose
1 D0OZ 3A610-A	Retainer-hose insulator
1 D0OZ 3A611-A	Bracket-hose
1 D0OZ 3A674-A	Pump assy.-power steering
1 D0OZ 3A713-A	Tube assy.-return line
1 D0OZ 3A719-E	Hose assy.-pressure line
1 D0AZ 3A732-C	Bracket assy.-pump adjusting
1 D0OZ 3A733-A	Pulley assy.-pump
1 C9AA 3C746-C	Clamp-hose
1 D0OZ 6A312-E	Pulley assy.-crankshaft
1 C9OZ 8509-D	Pulley-water pump-w/o A/C
1 C9PZ 8620-P	Belt-alternator drive-15/32" x 39"

(continued next column)

D1OZ 3A635-B	Consists of the following (continued)
1 D0AZ 8620-F	Belt-power steering-1/2" x 51 1/4"-w/ A/C
1 D0OZ 8620-B	Belt-power steering-1/2" x 52 1/4"-w/o A/C
1 34975-S2	Nut-1/4"-20 lock
1 34987-S2	Nut-3/8"-16 lock
1 40923-S2	Screw-5/16"-18 x 1/2" hex.hd.tap-attach (3A610) to (3C510)
5 370608-S2	Screw-3/8"-16 x 3/4" hex.hd.lock
1 377278-S2	Stud-3/8"-16 x 2"
1 378720-S2	Nut-5/8"-18 hex.hd.
1 382092-S2	Screw-7/16"-14 x 3/4" hex.washer hd.
1 383721-S2	Bolt-7/16"-14 x 6 3/8"
2 384161-S100	Clamp-5/8" dia.
1 384543-S8	Washer-7/16" flat-1/2" thick-w/o A/C
1	Installation sketch

D1OZ 3A635-C	Consists of the following
1 D0OA 3A005-A	Hose-return line upper
1 D0OZ 3494-A	Hose assy.-pressure line to valve
1 C6OA 3E506-A	Clip-tubes
1 D0OZ 3C510-C	Bracket-hose
1 D0AZ 3C511-F	Support-pump adjusting
1 D0OA 3E596-A	Bracket assy.-tubes
1 C7ZZ 3A609-A	Insulator-hose
1 D0OZ 3A610-A	Retainer-hose insulator
1 D0OZ 3A611-A	Bracket-hose
1 D0OZ 3A674-A	Pump assy.-power steering
1 D0OZ 3A713-B	Tube assy.-return line
1 D0OZ 3A719-A	Hose assy.-pressure line
1 D1AZ 3A732-A	Bracket assy.-pump adjusting
1 D0AZ 3A733-A	Pulley assy.-pump
1 C9AA 3C746-C	Clamp-hose
1 C9PZ 8620-CM	Belt-power steering-1/2" x 52"
1 D0SZ 10A370-A	Spacer-pump
1 34975-S2	Nut-1/4"-20-lock
1 34988-S2	Nut-7/16"-14 hex.lock
1 40923-S2	Screw-5/16"-18 x 1/2"-hex.hd.
4 55738-S2	Nut-3/8"-16 hex.washer
5 370608-S2	Screw-3/8"-16 x 3/4" hex.hd.lock
1 378720-S2	Nut-5/8"-18 hex.hd.
1 383723-S2	Stud-7/16"-14 x 2 5/8"
2 384161-S100	Clamp-5/8" dia.
1	Installation sketch

D1OZ 3A635-D	Consists of the following
1 C7ZZ 3A609-A	Insulator-hose
1 D0OZ 3A610-A	Retainer-hose insulator
1 D0OZ 3A674-B	Pump assy.-power steering
1 D0DZ 3A713-A	Hose assy.-return line
1 D0OZ 3A719-A	Hose assy.-pressure line
1 C9ZZ 3A732-A	Bracket-pump adjusting
1 D0OZ 3A733-C	Pulley assy.-pump
1 C9AA 3C746-C	Clamp-hose
1 C9ZZ 6A312-A	Pulley-crankshaft
1 C9ZZ 8620-C	Belt-pump-15/32" x 45 1/4"
1 40923-S2	Screw-5/16"-18 x 1/2" hex.head
7 370608-S2	Screw-3/8"-16 x 3/4" hex.head lock
3 383165-S4	Bolt-3/8"-16 x 3/4" hex.head-attach (6312) to crankshaft
1 384161-S100	Clamp-hose
1	Installation sketch

COPYRIGHT © 1975 — FORD MOTOR COMPANY — DEARBORN, MICHIGAN

HALPERT_AUCTIONS

POWER STEERING KIT PARTS LISTS - continued

D1ZZ 3A635-A	Consists of the following
1 D1ZA 3A500-AA	Gear & flange assy.-steering
1 D1ZA 3E506-AC	Clip-hose
1 D1ZZ 3590-B	Arm assy.-pitman
1 D1ZZ 3A674-B	Pump assy.-power steering
1 D1ZZ 3A713-A	Hose assy.-return line
1 D1ZZ 3A719-B	Hose assy.-pressure line
1 C9ZZ 3A732-A	Bracket-pump adjusting
1 D0OZ 3A733-C	Pulley assy.-pump
1 C9ZZ 6A312-A	Pulley-crankshaft
1 C9ZZ 8620-C	Belt-power steering pump-15/32" x 45 1/4"
1 72035-S	Pin-1/8" x 1"-cotter
7 370608-S2	Screw-3/8"-16 x 3/4" hex.hd.lock
3 383165-S4	Bolt-3/8"-16 x 3/4" hex.head
1 384161-S100	Clamp-5/8" dia.
1	Installation sketch

D1ZZ 3A635-B	Consists of the following
1 D1ZA 3A500-AA	Gear & flange assy.-steering
1 D1ZA 3E506-AC	Clip-hose
1 D1ZZ 3C510-A	Bracket-tube index
1 D1ZZ 3C511-A	Support-pump
1 D1ZA 3E576-AC	Tube assy.-pressure line outlet
1 D1ZZ 3590-B	Arm assy.-pitman
1 D1ZZ 3A674-B	Pump assy.-power steering
1 D1ZZ 3A713-A	Hose assy.-return line
1 D1ZZ 3A719-A	Hose assy.-pressure line
1 D1ZZ 3A732-A	Bracket assy.-pump adjusting
1 D0AZ 3A733-A	Pulley assy.-pump
1 D0OZ 6A312-E	Pulley assy.-crankshaft-w/o A/C
1 C9OZ 8509-D	Pulley-water pump-w/o A/C
1 C9PZ 8620-P	Belt-alternator drive-15/32" x 39"
1 C9PZ 8620-CL	Belt-power steering-1/2" x 51"-w/o A/C
1 72035-S	Pin-1/8" x 1" cotter
5 370608-S2	Screw-3/8"-16 x 3/4" hex.head lock
1 378720-S2	Nut-5/8"-18
1 382092-S2	Screw-7/16"-14 x 3/4" hex.washer hd.
1 383722-S2	Bolt-7/16"-14 x 6 5/16" hex.washer hd.
1 384161-S100	Clamp-5/8" dia.
1 384542-S2	Washer-7/16" flat-3/4" thick
1	Installation sketch

D1ZZ 3A635-D	Consists of the following
1 D1ZA 3A500-AA	Gear & flange assy.-steering
1 D1ZA 3E506-AC	Clip-tube
1 D1ZZ 3C510-A	Bracket-hose
1 D0ZZ 3C511-A	Support-pump adjusting
1 D1ZA 3E576-AC	Tube assy.-pressure line outlet
1 D1ZZ 3590-B	Arm assy.-pitman
1 D1ZZ 3A674-B	Pump assy.-power steering
1 D1ZZ 3A713-A	Hose assy.-return line
1 D1ZZ 3A719-A	Hose assy.-pressure line
1 D0AZ 3A732-C	Bracket assy.-pump adjusting
1 D0OZ 3A733-B	Pulley assy.-pump
1 D0OZ 6A312-E	Pulley assy.-crankshaft-w/o A/C
1 C9OZ 8509-D	Pulley-water pump-w/o A/C
1 C9PZ 8620-P	Belt alternator drive-15/32" x 39"
1 C9PZ 8620-BU	Belt-power steering-1/2" x 52 1/4"-w/o A/C
1 72035-S	Pin-1/8" x 1"-cotter
5 370608-S2	Screw-3/8"-16 x 3/4" hex.head lock
1 378720-S2	Nut-5/8"-18
1 382092-S2	Screw-7/16"-14 x 3/4" hex.washer hd.
1 383721-S2	Bolt-7/16"-14 x 6 3/8"
1 384161-S100	Clamp-5/8" dia.
1 384543-S8	Washer-3/16" flat-1/2" thick
1	Installation sketch

D1ZZ 3A635-F	Consists of the following
1 D1ZA 3A500-AA	Gear & flange assy.-steering
1 D1ZA 3E506-AC	Clip-hose
1 D1ZZ 3C510-A	Bracket-tube index
1 D0AZ 3C511-F	Support-pump
1 D1ZA 3E576-AC	Tube assy.-pressure line
1 D1ZZ 3590-B	Arm assy.-pitman
1 D1ZZ 3A674-B	Pump assy.-power steering
1 D1ZZ 3A713-A	Hose assy.-return line
1 D1ZZ 3A719-A	Hose assy.-pressure line
1 D1AZ 3A732-A	Bracket assy.-pump adjust
1 D0AZ 3A733-A	Pulley assy.-pump
1 C9PZ 8620-CM	Belt-P/S drive-1/2" x 52"
1 D0SZ 10A370-A	Spacer-alternator
1 34988-S2	Nut-7/16"-14
4 55738-S2	Nut-3/8"-16 hex. lock
5 370608-S2	Screw-3/8"-16 x 3/4" hex.hd.lock
1 378720-S2	Nut-5/8"-18
1 383723-S2	Stud-7/16"-14 x 2 5/8"
1 384161-S100	Clamp-5/8" dia.
1	Installation sketch

D2DZ 3A635-A	Consists of the following
1 D1DA 3A005-AA	Hose-return line
1 D0DA 3E506-A	Clip-pressure & return tube
1 D1ZZ 3C511-A	Support-pump adjusting
1 D1DA 3E601-AA	Insulator assy.-P/S hose
1 D0ZZ 3A674-A	Pump assy.-power steering
1 D0DZ 3A719-A	Hose assy.-pressure line
1 D0ZZ 3A732-A	Bracket assy.-pump adjusting
1 D0AZ 3A733-A	Pulley assy.-pump
1 D0OZ 6A312-E	Pulley assy.-crankshaft-w/o A/C
1 C9OZ 8509-D	Pulley-water pump-w/o A/C
1 C9PZ 8620-CK	Belt-power steering-1/2"x 50"-w/ A/C
1 C9PZ 8620-CL	Belt-power steering-1/2"x 51"-w/o A/C
1 C9PZ 8620-P	Belt-alternator drive-15/32"x 39"-w/o A/C
1 34987-S2	Nut-3/8" - 16 lock
1 40962-S2	Screw-5/16" - 18 x 7/8"
5 370608-S2	Screw-3/8" - 16 x 3/4" hex. hd. locking
1 377278-S2	Stud-3/8" - 16 x 2"
1 382092-S2	Screw-7/16" - 14 x 3/4" hex. washer hd.
1 383671-S2	Nut-7/8"-20 hex.
1 383722-S2	Bolt-7/16" - 14 x 6 3/8"
2 384161-S100	Clamp-5/8" dia.
1 384542-S2	Washer-7/16" flat-3/4" thick
1	Installation sketch

HALPERT_AUCTIONS

POWER STEERING KIT PARTS LISTS - continued

D2DZ 3A635-B		Consists of the following
1	C8OZ 3C511-A	Support-pump
1	D0DZ 3C511-B	Support-pump-rear
1	D0ZZ 3C511-B	Support-pump bracket-rear
1	D1DA 3E601-BA	Insulator assy.-P/S hose
1	D0OZ 3A674-B	Pump assy.-power steering
1	C7SZ 3A732-A1	Bracket-pump adjusting
1	C8OZ 3A733-A	Pulley assy.-pump
1	C8DZ 6A312-A	Pulley-vibration damper-outer
1	C9PZ 8620-GM	Belt-drive-15/32" x 41"
3	34790-S2	Washer-1/4" lock
2	40923-S2	Screw-5/16" - 18 x 1/2" hex. hd. tapping
2	300864-S2	Bolt-1/4"-20 x 2 1/8" hex. hd.
1	304775-S2	Bolt-1/4"-20 x 1 5/8" hex. hd.
1	304803-S8	Bolt-9/16"-18 x 1 3/4" hex hd.
4	371041-S2	Screw-3/8" - 16 x 7/8" hex. washer-hd. locking
1	378720-S2	Nut-5/8" - 18 hex.
1	382860-S2	Bolt-3/8" - 16 x 6 3/8" hex. hd.
3	383165-S2	Bolt-3/8"-16 x 3/4" hex hd.
3	384072-S2	Screw-5/16" - 18 x 1" hex. washer - hd. locking
1	384161-S100	Clamp-5/8" dia.
1		Installation sketch

D2DZ 3A635-C		Consists of the following
1	D1DA 3E601-CA	Insulator assy.-P/S hose
1	D0OZ 3A674-B	Pump assy.-power steering
1	C9ZZ 3A732-A	Bracket-pump adjusting
1	D0OZ 3A733-C	Pulley assy.-pump
1	C9ZZ 6A312-A	Pulley assy.-crankshaft
1	C9PZ 8620-FY	Belt-pump-15/32" x 45 1/4"
2	40923-S2	Screw-5/16" - 18 x 1/2" hex. hd. tapping
7	370608-S2	Screw-3/8" - 16 x 3/4" hex. hd. lock
3	383165-S2	Bolt-3/8" - 16 x 3/4" hex. hd.
1	384161-S100	Clamp-P/S hose
1		Installation sketch

D2OZ 3A635-A		Consists of the following
1	C9SZ 3504-B	Steering gear assy.-power
1	D2AA 3E506-AA	Clip-pressure and return line
1	D2OZ 3590-B	Arm assy.-pitman
1	C9TZ 3A674-D	Pump assy.-power steering
1	D2OZ 3A713-A	Hose assy.-return line
1	D2OZ 3A719-G	Hose assy.-pressure line
1	C9ZZ 3A732-A	Bracket-pump adjusting
1	D0OZ 3A733-C	Pulley assy.-pump
1	C9AA 3C746-C	Clamp-hose
1	C9ZZ 6A312-A	Pulley-crankshaft-outer
1	C9PZ 8620-FY	Belt-power steering drive-15/32" x 45 1/4"
1	72035-S	Pin-1/8" x 1" - cotter
7	370608-S2	Screw-3/8" - 16 x 3/4" hex. hd. locking
3	383165-S2	Bolt-3/8" - 16 x 3/4"
1	384161-S100	Clamp-hose 5/8" dia.
1		Installation sketch

D2OZ 3A635-B		Consists of the following
1	C9SZ 3504-B	Steering gear assy.-power
1	D2AA 3E506-AA	Clip-pressure and return line
1	D1AZ 3C510-A	Bracket-tube-front
1	D1ZZ 3C511-A	Support-pump
1	D2OZ 3590-B	Arm assy.-pitman
1	C9TZ 3A674-D	Pump assy.-power steering
1	D2OZ 3A713-A	Hose assy.-return line
1	D2OZ 3A719-H	Hose assy.-pressure line
1	D0AZ 3A732-C	Bracket assy.-pump
1	C9TZ 3A733-D	Pulley assy.-pump
1	C9AA 3C746-C	Clamp-hose
1	D0OZ 6A312-E	Pulley assy.-crankshaft
1	C9OZ 8509-D	Pulley assy.-water pump
1	C9PZ 8620-P	Belt-alternator drive 15/32" x 39"
1	D0TZ 8620-B	Belt-pump drive 1/2" x 50 1/2"
1	72035-S	Pin-1/8" x 1" cotter
5	370608-S2	Screw-3/8" - 16 x 3/4" hex. hd. locking
1	378720-S2	Nut-5/8" - 18" hex.
1	382092-S2	Screw-7/16" - 14 x 3/4" hex. washer hd.
1	383722-S2	Bolt-7/16" - 14 x 6 3/8" hex. hd.
1	384161-S100	Clamp-hose 5/8" dia.
1	384542-S2	Washer-7/16" flat x 3/4" thick
1		Installation sketch

D2OZ 3A635-C		Consists of the following
1	D0AA 3A005-B	Hose-oil cooler return line
1	C9SZ 3504-B	Steering gear assy.-power
1	D2AA 3E506-AA	Clip-pressure and return line
1	D1AZ 3C510-A	Bracket-tube front
1	D0ZZ 3C511-A	Support-pump
1	D2OZ 3590-B	Arm assy.-pitman
1	C9TZ 3A674-D	Pump assy.-power steering
1	D2OZ 3A713-A	Hose assy.-return line
1	D2OZ 3A719-H	Hose assy.-pressure line
1	D0AZ 3A732-C	Bracket assy.-pump
1	C9TZ 3A733-D	Pulley assy.-pump
1	C9AA 3C746-C	Clamp-hose
1	D2AZ 3D746-A	Cooler assy.-oil
1	D0OZ 6A312-E	Pulley assy.-crank shaft-w/o A/C
1	C9OZ 8509-D	Pulley assy.-water pump-w/o A/C
1	C9PZ 8620-P	Belt-alternator drive-15/32" x 39" - w/o A/C
1	D0TZ 8620-B	Belt-power steering drive - 1/2" x 51 1/4" -w/o A/C
1	72035-S	Pin-1/8" x 1" cotter
5	370608-S2	Screw-3/8" -16 x 3/4" hex hd. locking
1	378720-S2	Nut-5/8" -18 hex
1	382092-S2	Screw-7/16" -14 x 3/4" hex washer hd.
1	383721-S100	Bolt-7/16" -14 x 6 3/16" hex hd.
1	384161-S100	Clamp-hose 5/8" dia.
1	384543-S8	Washer-7/16" flat-1/2" thick
1		Installation sketch

COPYRIGHT © 1975 — FORD MOTOR COMPANY — DEARBORN, MICHIGAN

POWER STEERING KIT PARTS LISTS - continued

D2OZ 3A635-D	Consists of the following
1 D0AA 3A005-B	Hose-oil cooler return line
1 C9SZ 3504-B	Steering gear assy.-power
1 D2AA 3E506-AA	Clip-pressure and return line
1 D1AZ 3C510-A	Bracket-tube-front
1 D1AZ 3C511-A	Support-power steering pump
1 D2OZ 3590-B	Arm assy.-pitman
1 C9TZ 3A674-D	Pump assy.-power steering
1 D2OZ 3A713-A	Hose assy.-return line
1 D2OZ 3A719-H	Hose assy.-pressure line
1 D1AZ 3A732-A	Bracket assy.-pump adjusting
1 C9TZ 3A733-D	Pulley assy.-pump
1 C9AA 3C746-C	Clamp-hose
1 D2AZ 3D746-A	Cooler assy.-oil
1 D0OZ 6A312-E	Pulley assy.-crankshaft
1 C9OZ 8509-D	Pulley assy.-water pump
1 C9PZ 8620-S	Belt-alternator drive 15/32"x 40 1/4"
1 D0TZ 8620-B	Belt-power steering drive 1/2"x 51 1/2"
4 55738-S2	Nut-3/8" - 16" hex. hd. locking
1 72035-S	Pin-1/8" x 1" cotter
5 370608-S2	Screw-3/8"-16 x 3/4" hex. hd. locking
1 378720-S2	Nut-5/8" - 18" hex.
2 382092-S2	Screw-7/16"-14 x 3/4"-hex. washer hd.
1 384161-S100	Clamp-hose 5/8" dia.
1 384387-S2	Screw-7/16" - 14 x 1 1/2" hex.washer-head locking
1 384545-S	Washer-7/16" x 13/16" thick
1	Installation sketch

D2OZ 3A635-E	Consists of the following
1 D0AA 3A005-B	Hose-oil cooler return line
1 C9SZ 3504-B	Steering gear assy.-power
1 D2AA 3E506-AA	Clip-pressure and return line
1 D1AZ 3C510-A	Bracket-tube front
1 D0AZ 3C511-F	Support-pump
1 D2OZ 3590-B	Arm assy.-pitman
1 C9TZ 3A674-D	Pump assy.-power steering
1 D2OZ 3A713-A	Hose assy.-return line
1 D2OZ 3A719-J	Hose assy.-pressure line
1 D1AZ 3A732-A	Bracket assy.-pump adjusting
1 C9TZ 3A733-D	Pulley assy.-pump
1 C9AA 3C746-C	Clamp-hose
1 D2AZ 3D746-A	Cooler assy.-oil
1 C9PZ 8620-CM	Belt-power steering drive-1/2"x 52"
4 55738-S2	Nut-3/8"-16 hex. hd. locking
1 72035-S	Pin-1/8" x 1" cotter
5 370608-S2	Screw-3/8" - 16 x 3/4" hex. hd. locking
1 378720-S2	Nut-5/8"-18 hex.
2 381673-S2	Screw-3/8"-16 x 5/8" hex. washer hd.
3 384161-S100	Clamp-hose 5/8" dia.
1 385049-S100	Spacer-7/16" flat
1 385243-S2	Bolt-7/16"-14 x 1 7/8" hex. washer hd.
1	Installation sketch

D2OZ 3A635-F	Consists of the following
1 D1AZ 3D746-D	Cooler assy.-P/S oil
1 D0TZ 8620-B	Betl-P/S drive-1/2" x 50 1/2"
1 34987-S2	Nut-3/8" -16 lock
1 377278-S2	Stud-3/8" -16 x 2"
2 381673-S2	Screw-3/8" -16 x 5/8" hex washer hd.
1	Installation sketch

D2OZ 3A635-G	Consists of the following
1 D0AA 3A005-B	Hose-oil cooler return line
1 C9SZ 3504-B	Steering gear assy.-power
1 D2AA 3E506-AA	Clip-pressure and return line
1 D1AZ 3C510-A	Bracket-tube
1 D0ZZ 3C511-A	Support-pump
1 D2OZ 3590-B	Arm assy.-pitman
1 C9TZ 3A674-D	Pump assy.-power steering
1 D2OZ 3A713-A	Hose assy.-return line
1 D2OZ 3A719-H	Hose assy.-pressure line
1 D0AZ 3A732-C	Bracket assy.-pump
1 D0AZ 3A733-A	Pulley assy.-pump
1 C9AA 3C746-C	Clamp-hose
1 D2AZ 3D746-A	Cooler assy.-oil
1 D2OZ 6312-B	Pulley assy.-crank shaft-w/o A/C
1 D1AZ 8509-B	Pulley assy.-water pump-w/o A/C
1 C9PZ 8620-CM	Belt-power steering drive-1/2" x 51 3/4" -w/o A/C
1 C9PZ 8620-K	Belt-alternator drive-15/32" x 37 1/2" - w/o A/C
1 72035-S	Pin-1/8" x 1" cotter
5 370608-S2	Screw-3/8" -16 x 3/4" hex hd. locking
1 378720-S2	Nut-5/8" -18 hex
1 382092-S2	Screw-7/16" -14 x 3/4" hex washer hd.
1 383721-S100	Bolt-7/16" -14 x 6 3/8" hex hd.
1 384161-S100	Clamp-hose 5/8" dia.
1 384543-S8	Washer-7/16" flat-1/2" thick
1	Installation sketch

D2OZ 3A635-H	Consists of the following
1 D0AA 3A005-B	Hose-return line-18 1/2"
1 C9SZ 3504-B	Steering gear assy.-power
1 D2AA 3E506-AA	Clip-pressure and return line
1 D1AZ 3C510-A	Bracket-tube-front
1 D1AZ 3C511-A	Support-pump
1 D2OZ 3590-B	Arm assy.-pitman
1 C9TZ 3A674-D	Pump assy.-power steering
1 D2OZ 3A713-A	Hose assy.-return line
1 D2OZ 3A719-H	Hose assy.-pressure line
1 D1AZ 3A732-A	Bracket assy.-pump
1 C9TZ 3A733-D	Pulley assy.-pump
1 C9AA 3C746-C	Clamp-hose
1 D1AZ 3D746-D	Cooler assy.-P/S oil
1 D0TZ 8620-B	Belt-power steering drive-1/2 x 50 3/4"
1 34987-S2	Nut-3/8" -16 lock
4 55738-S2	Nut-3/8" -16 hex hd. locking
1 72035-S	Pin-1/8" x 1" cotter
4 370608-S2	Screw-3/8" -16 x 3/4" hex hd. locking
1 377278-S2	Stud-3/8" -16 x 2"
1 378720-S	Nut-5/8" -18 hex
2 381673-S2	Screw-3/8" -16 x 5/8" hex washer hd.
3 384161-S100	Clamp-hose-5/8" dia.
1 384906-S	Washer-7/16" flat
1 385243-S2	Bolt-7/16"-14 x 1 7/8" hex. washer hd.
1	Installation sketch

HALPERT_AUCTIONS

POWER STEERING KIT PARTS LISTS - continued

D2OZ 3A635-J	Consists of the following
1 C9SZ 3504-B	Steering gear assy.-power
1 D2AA 3E506-AA	Clip-pressure & return tube
1 D1AZ 3C510-A	Bracket-tube-front
1 D1AZ 3C511-A	Support-power steering pump
1 D2OZ 3590-B	Arm assy.-pitman
1 D0AZ 3A674-A	Pump assy.-power steering
1 D2OZ 3A713-A	Hose assy.-return line
1 D2OZ 3A719-H	Hose assy.-pressure line
1 D1AZ 3A732-A	Bracket assy.-pump adjusting
1 C9TZ 3A733-D	Pulley assy.-pump
1 C9AA 3C746-C	Clamp-hose
1 D0OZ 6A312-E	Pulley assy.-crankshaft
1 D1AZ 8509-B	Pulley assy.-water pump
1 C9PZ 8620-P	Belt-alternator drive 15/32" x 40 1/4"
1 D0VZ 8620-B	Belt-power steering drive 1/2 x 51 1/2"
4 55738-S2	Nut-3/8"-16 hex. hd. locking
1 72035-S	Pin-1/8" x 1" cotter
5 370608-S2	Screw-3/8"-16 x 3/4" hex.hd.locking
2 372223-S2	Clip
1 378720-S2	Nut-5/8"-18-hex.
1 384161-S100	Clam-hose 5/8" dia.
1 384387-S2	Screw-7/16"-14 x 1 1/2" hex. washer-head locking
1 384545-S	Washer-7/16" x 13/16" thick
1 385049-S100	Spacer-7/16"
1 385243-S2	Bolt 7/16"-14 x 1 7/8"
1	Installation sketch

D2ZZ 3A635-A	Consists of the following
1 D1ZA 3A500-AB	Gear and flange assy.-steering
1 D1ZA 3E506-AC	Clip-pressure & return line
1 D1ZZ 3590-B	Arm assy.-pitman
1 D1ZZ 3A674-B	Pump assy.-power steering
1 D1ZZ 3A713-A	Hose assy.-return line
1 D2ZZ 3A719-B	Hose assy.-pressure line
1 C9ZZ 3A732-A	Bracket-pump adjusting
1 D0OZ 3A733-C	Pulley assy.-pump
1 C9ZZ 6A312-A	Pulley-crankshaft
1 C9PZ 8620-FY	Belt-power steering pump-15/32"x45 1/4"
1 72035-S	Pin-1/8"x1" cotter
7 370608-S2	Screw-3/8"-16 x 3/4"hex. hd. lock
3 383165-S2	Bolt-3/8" - 16 x 3/4"hex. hd.
1 384161-S100	Clamp-hose
1	Installation sketch

D2ZZ 3A635-B	Consists of the following
1 D1ZA 3A500-AB	Gear and flange assy. -steering
1 D1ZA 3E506-AC	Clip-return hose
1 D1ZZ 3C510-A	Bracket-power steering tube
1 D1ZZ 3C511-A	Support-pump
1 D1ZA 3E576-AC	Tube assy. -pressure line
1 D1ZZ 3590-B	Arm assy. -pitman
1 D1ZZ 3A674-B	Pump assy. -power steering
1 D1ZZ 3A713-A	Hose assy. -return line
1 D2ZZ 3A719-A	Hose assy. -pressure line
1 D0AZ 3A732-C	Bracket assy. -pump adjusting
1 D0AZ 3A733-A	Pulley assy. -pump
1 D0OZ 6A312-E	Pulley assy. -crankshaft- w/o A/C
1 C9OZ 8509-D	Pulley-water pump-6 13/16" dia. - w/o A/C
1 C9PZ 8620-CK	Belt-power steering-1/2" x 50" w/A/C
1 C9PZ 8620-CL	Belt-power steering-1/2" x 51" w/o A/C
1 C9PZ 8620-P	Belt-alternator drive 15/32" x 39" - w/o A/C
1 34987-S2	Nut-3/8" 16 lock
1 72035-S	Pin-1/8" x 1" cotter
5 370608-S2	Screw-3/8" -16 x 3/4" hex hd. locking
1 377278-S2	Stud-3/8" -16 x 2"
1 378720-S2	Nut-5/8" -18
1 382092-S2	Screw-7/16" -14 x 3/4" hex washer hd.
1 383722-S2	Bolt-7/16" -14 x 6 3/8" hex washer hd.
1 384161-S100	Clamp-5/8" dia.
1 384542-S2	Washer-7/16" flat
1	Installation sketch

D2ZZ 3A635-C	Consists of the following
1 D1ZA 3A500-AB	Gear and flange assy.-steering
1 D1ZA 3E506-AC	Clip-pressure & return line
1 D1ZZ 3C510-A	Bracket-hose
1 D0ZZ 3C511-A	Support-pump adjusting
1 D1ZA 3E576-AC	Tube assy.-pressure line
1 D1ZZ 3590-B	Arm assy.-pitman
1 D1ZZ 3A674-B	Pump assy.-power steering
1 D1ZZ 3A713-A	Hose assy.-return line
1 D2ZZ 3A719-A	Hose assy.-pressure line
1 D0AZ 3A732-C	Bracket assy.-pump adjusting
1 D0OZ 3A733-A	Pulley assy.-pump
1 D0OZ 6A312-E	Pulley assy.-crankshaft w/o A/C
1 D1AZ 8509-B	Pulley-water pump-w/o A/C
1 C9PZ 8620-CM	Belt-power steering-1/2"x 52 1/4"-w/o A/C
1 C9PZ 8620-P	Belt alternator drive-15/32"x 39"-w/o A/C
1 D0TZ 8620-B	Belt-power steering-1/2"x 51 1/4"-w/ A/C
1 34987-S2	Nut-3/8" - 16" lock
1 72035-S	Pin-1/8"x 1" - cotter
5 370608-S2	Screw-3/8" - 16 x 3/4" hex.hd. locking
1 377278-S2	Stud-3/8" - 16 x 2"
1 378720-S2	Nut-5/8" - 18"
1 382092-S2	Screw-7/16" - 14 x 3/4" hex. washer hd.
1 383721-S100	Bolt-7/16" - 14 x 6 3/8"
1 384161-S100	Clamp-5/8" dia.
1 384543-S2	Washer-7/16" flat
1	Installation sketch

COPYRIGHT © 1975 — FORD MOTOR COMPANY — DEARBORN, MICHIGAN

POWER STEERING KIT PARTS LISTS - continued

D2ZZ	3A635-D	Consists of the following
1	D1ZA 3A005-AA	Hose-return (cooler to pump)
1	D1ZA 3A500-BB	Gear and flange assy.-steering
1	D1ZA 3E506-AC	Clip-pressure and return hose
1	D1ZZ 3C510-A	Bracket-tube front
1	D0ZZ 3C511-A	Support-pump
1	D1ZA 3E576-AC	Tube assy.-pressure line
1	D1ZZ 3590-B	Arm assy.-pitman
1	D1ZZ 3A674-B	Pump assy.-power steering
1	D1ZZ 3A713-A	Hose assy.-return line
1	D2ZZ 3A719-A	Hose assy.-pressure line
1	D1ZZ 3A732-A	Bracket assy.-pump adjusting
1	D0OZ 3A733-B	Pulley assy.-pump
1	D1ZZ 3D746-A	Cooler assy.-oil-w/o A/C
1	D2OZ 6312-B	Pulley assy.-crankshaft-w/o A/C
1	C9OZ 8509-D	Pulley-water pump-w/o A/C
1	C9PZ 8620-A	Belt-alternator drive-3/8" x 37 1/2"-(for 351 Special)
1	C9PZ 8620-CM	Belt-power steering-1/2" x 52 1/4"-w/o A/C
1	72035-S	Pin-1/8" x 1" cotter
5	370608-S2	Screw-3/8"-16 x 3/4" hex.hd. locking
1	378459-S36M	Screw-3/8"-16 x 5/8"
1	378720-S2	Nut-5/8"-18
1	382092-S2	Screw-7/16"-14 x 3/4" hex.washer hd.
1	383721-S100	Bolt-7/16"-14 x 6 3/16" hex.washer hd.
3	384161-S100	Clamp-5/8" dia.
1	384543-S2	Washer-7/16" flat-1/2" thick
1		Installation sketch

D2ZZ	3A635-E	Consists of the following
1	D1AZ 3D746-D	Cooler assy.-oil
1	D0VZ 8620-B	Belt-power steering(51 1/4" x 1/2")
1	34987-S2	Nut-3/8-16 hex lock
1	377278-S2	Stud-3/8"-16 x 2"
2	381673-S2	Screw-3/8"-16 x 5/8" hex hd. lock
1		Installation sketch

D1AZ	3A705-A	Consists of the following
1	D0AA 3A005-B	Hose-return line
1	D1AZ 3A719-C	Hose assy.-P/S pressure line
1	D0AZ 3A733-A	Pulley assy.-pump
1	D1AZ 3D746-B	Cooler assy.-oil
2	381673-S2	Screw-3/8"-16 x 5/8" hex.
2	384161-S100	Clamp-5/8" dia.
1		Installation sketch

D1ZZ	3A705-A	Consists of the following
1	D1ZA 3A005-AA	Hose-return line
1	D1AZ 3D746-B	Cooler assy.-oil
2	381673-S2	Screw-3/8"-16 hex.hd. lock
2	384161-S100	Clamp-5/8" dia.
1		Installation sketch

HALPERT_AUCTIONS

YEAR	MODEL	DESCRIPTION	QTY.	PART NUMBER
	3A700 ORIFICE - POWER STEERING PUMP TUBE SEAT			
65	A,S		1	C1SS 3A700-A
	3B700 ADJUSTER - POWER STEERING CONTROL VALVE SPOOL			
65/69	A	Saginaw gear	1	C5AZ 3B700-A
71/	F		1	
65/67	S		1	C0LR 3B700-A
72	U	Saginaw gear	1	C5AZ 3B700-A
	3E701 SPRING - STEERING COLUMN LOCK CYLINDER			
70/	A,B,F,P,S		2	D0AZ 3E701-A
71/	L		2	
	3A705 ADAPTER KIT - POWER STEERING - Refer to Group 3A635			
	3C705 CAP - POWER STEERING CONTROL VALVE SPOOL CENTERING SPRING			
65/71	B		1	C2AZ 3C705-A
65/70	F,X		1	
70/	P		1	
		Bolt (cap to adapter)-1/4"-20 x 1 1/2"	2	353620-S100(BBI8)
		Lockwasher-1/4"		34805-S8 (X62)
	3C705 CAP KIT - POWER STEERING CONTROL VALVE SPOOL CENTERING SPRING			
65/71	B	Consists of-(1) C2AZ 3C705-A cap	1	C2AZ 3C705-B
65/70	F,X	(1) C2AZ 3C706-A "O" ring (1) B9M 33712-A	1	
70/	P	plate (2) 358533-S screw & washer	1	
	3C706 SEAL - POWER STEERING CONTROL VALVE SPOOL CENTERING SPRING CAP			
65/71	B		1	C2AZ 3C706-A
65/70	F,X		1	
70/	P		1	
	3707 NUT - STEERING GEAR WORM THRUST BEARING			
65/	A,B,F,P,S,X(M/S)	3 1/4" hex. dia., 3/4"-16 thread on I.D.	1	B8A 3707-A
65/	A,S(P/S)	Ford gear	1	C5AZ 3707-A
72	B(P/S)		1	
65/69	A(P/S)	Saginaw gear	1	C5AZ 3707-B
71/	F(P/S)		1	
72	U(P/S)		1	
65/71	B,X,(P/S)	2 15/16" hex. dia., 7/16"-16 thread on I.D.	1	C3DZ 3707-A
65/70	F(P/S)		1	
	3C708 WASHER - STEERING COLUMN SOCKET - THRUST			
65/66	A (auto. trans.)		1	C5AZ 3C708-A
66/67	B (auto. trans.)-54, 62, 63B, 71, 76B		1	
66/67	X (auto. trans.)		1	
68	A, B, S, X(A/T column shift) -fixed wheel		1	C8AZ 3C708-A
68	A, S(tilt wheel)		1	C7ZZ 3C708-A
68	F (tilt wheel)		1	
69	A,S (tilt wheel)		1	C9AZ 3C708-B
69	A, B, S, X(A/T column shift) -fixed wheel		1	C9AZ 3C708-A
70	P		1	
70/	A, B, F, S(fixed wheel)	2 1/8" dia.	1	D0AZ 3C708-A
71/	P		1	
70/	A, F, S (tilt wheel)	1 7/8" dia.	1	D0AZ 3C708-B
67	F,S (tilt wheel)		1	C7SZ 3C708-A
69	F (tilt wheel)		1	C9ZZ 3C708-A
66	S (deluxe steering column & wheel)		1	★C6SZ 3C708-A
65/66	S(except 1966 deluxe steering column & wheel)		1	C5AZ 3C708-A
	3B710 WIRE and TERMINAL - STEERING SHAFT GROUND			
65/66	S	3 1/2" long-cut from B6A 14296-C	1	★C3SA 3B710-A
	3E710 VALVE KIT - POWER STEERING CONTROL VALVE RETURN PORT RELIEF			
65/70	F,X	Includes valve & seat	1	C0AZ 3E710-A
65/71	B	1-AC 33710-A Valve	1	
70/	P	1-372896-S Tube seat	1	

COPYRIGHT © 1975 — FORD MOTOR COMPANY — DEARBORN, MICHIGAN
FINAL ISSUE

YEAR	MODEL	DESCRIPTION	QTY.	PART NUMBER
	3A711 IMPELLER REPAIR KIT - POWER STEERING PUMP			
65	A, B, F, S, X	Use with Eaton roll type pump - consists of 1-C0AA 3B561-A Carrier 1-C0AA 3B585-A Insert 6-KD 33684-A Roller	1	B9MY 3A711-A
72	S	#HBA-CJ	1	D2VY 3A711-A
	3-3712 PLATE - POWER STEERING CONTROL VALVE CAP ADAPTER			
65/71	B		1	B9M 33712-A
65/70	F, X		1	
70/	P		1	
	3A713 HOSE ASSY. - POWER STEERING RETURN LINE - Refer to Group 3A719			
	3A714 HOSE ASSY. - POWER STEERING CONTROL VALVE TO CYLINDER - HEAD END - Refer to Group 3A719			
	3E715 ACTUATOR - STEERING COLUMN LOCK LEVER			
70/	A, F, S (tilt wheel)	#D0AA 3E715-E	1	D0AZ 3E715-A
	3C716 INSULATOR - STEERING GEAR			
65/68	S	7/16"-14-2 3/4" O. D.	3	C3SZ 3C716-B
71/	L	Mounting bracket-inner	1	D1FZ 3C716-A
	3E716 INSERT - STEERING COLUMN LOCK			
70/	A, B, F, P, S (fixed wheel)		1	D0AZ 3E716-A
71/	L		1	
70/	A, F, S (tilt wheel)		1	D0AZ 3E716-B
	3A717 HOSE ASSY. - POWER STEERING CONTROL VALVE TO CYLINDER - ROD END - Refer to Group 3A719			
	3E717 GEAR - STEERING COLUMN LOCK			
70/	A, B, F, P, S	8 teeth, 7/16" thick	1	D0AZ 3E717-A
71/	L		1	
		7/16" I.D.-3/4" O.D.-.030" thick-(used as spacer between gear & 3C610 retainer)	1	356214-S8(XX162)
	3A719 HOSE ASSY. - POWER STEERING PRESSURE			

POWER STEERING HOSE APPLICATION CHART

All power steering hoses are listed under basic number 3A719.
The description column indicates functions of the parts.

YEAR	MODEL	DESCRIPTION	APPROX. DEVEL. LENGTH (INCHES)	QTY.	PART NUMBER
	- A -				
65/66	A-6 cyl. -w/A/C "Before 3/16/65"	From gear to cooler-return	30	1	C5AZ 3A713-B
	-w/A/C "Before 3/16/65"	From cooler to pump-return	AR	1	@ ★3A005
	-w/A/C "From 3/16/65"	From gear to cooler-return	47	1	C5AZ 3A713-C
	-w/A/C "From 3/16/65"	From cooler to pump-return	A/R	1	@ ★3A005
	-w/o A/C	Gear to pump-return	27 1/8	1	C5AZ 3A713-A
		Pump to control valve-pressure-with Ford pump and Ford gear	28 1/2	1	C5AZ 3A719-C
		Pump to control valve-pressure-with Ford pump and Saginaw gear	29	1	C5AZ 3A719-E
	A-8 cyl. -w/A/C	From gear to cooler-return	47	1	C5AZ 3A713-C
	-8 cyl. -w/A/C	From cooler to gear-return	AR	1	@ 3A005
	-8 cyl. -w/o A/C	From gear to pump-return	cut to fit	1	C5AZ 3A713-A
	-8 cyl. 289	Pump to gear-pressure-with Eaton pump and Saginaw gear	31	1	C5AZ 3A719-G
		Pump to gear-pressure-with Eaton pump and Ford gear		1	C5AZ 3A719-H
		Pump to gear-pressure-with Ford pump and Saginaw gear	25	1	C5AZ 3A719-D
		Pump to gear-pressure-with Ford pump and Ford gear	25 1/2	1	C5AZ 3A719-B
	-8 cyl. 352, 390	Pump to gear-pressure-with Ford pump and Saginaw gear	30	1	C5AZ 3A719-F
		Pump to gear-pressure- with Ford pump and Ford gear		1	C5MY 3A719-A

@ Cut to appropriate length from C7AZ 3A005-A (3/8"I.D.-5/8" O.D.) bulk hose and use (2) B5A 2344-A clamps # Identification marking

HALPERT_AUCTIONS

3A719 HOSE ASSY. - POWER STEERING PRESSURE - continued

POWER STEERING HOSE APPLICATION CHART

YEAR	MODEL	DESCRIPTION	APPROX. DEVEL. LENGTH (INCHES)	QTY.	PART NUMBER
	- A -				
67	A-6 cylinder	From gear to pump-return	32 3/4	1	C7AZ 3A713-D
		Pump to gear-pressure-with Ford pump and Saginaw gear	29	1	C5AZ 3A719-E
		Pump to gear-pressure-with Ford pump and Ford gear	50	1	C7AZ 3A719-A
	-8 cyl. -w/A/C	From gear to cooler-return	45 1/4	1	C7AZ 3A713-F
	-w/A/C	From cooler to pump-return	24	1	C7AZ 3A713-B
	-w/o A/C	From gear to pump-return	27	1	C7AZ 3A713-E
		Pump to gear-pressure-with Ford pump and Saginaw gear	30	1	C5AZ 3A719-F
		Pump to gear-pressure-with Ford pump and Ford gear	30	1	C7AZ 3A719-B
68	A-6 cylinder	From gear to pump-return	12	1	C8AZ 3A713-A
		From pump to gear-pressure	32 1/2	1	C8AZ 3A719-B
	-8 cyl. -w/o A/C	From gear to pump-return	12	1	C8AZ 3A713-A
	-w/A/C	From gear to cooler-return	32 1/2	1	C8AZ 3A713-B
	-w/A/C	From cooler to pump-return	AR	1	@ 3A005
		From pump to gear-pressure-w/Ford gear	32	1	C8AZ 3A719-A
		From pump to gear-pressure-with Saginaw gear	36	1	C8AZ 3A719-C
69	A-6 cylinder	From gear to pump-return	31 1/2	1	C9AZ 3A713-A
		From pump to gear-pressure	30 1/2	1	C9AZ 3A719-B
	-8 cyl. -w/o A/C	From gear to pump-return	31 1/2	1	C9AZ 3A713-A
	-w/A/C	From gear to cooler-return	31 1/2	1	C9AZ 3A713-A
	-w/A/C	From cooler to pump-return	AR	1	@ 3A005
		From pump to gear-pressure-with Ford gear	30	1	C9AZ 3A719-D
	-8 cyl.351	From pump to gear-pressure-with Saginaw gear		1	C9AZ 3A719-E
	-8 cyl.302	From pump to gear-pressure-with Saginaw gear	29	1	C9AZ 3A719-C
70	A-6 cyl.	From gear to pump-return	31 1/2	1	C9AZ 3A713-A
		From pump to gear-pressure	30 1/2	1	C9AZ 3A719-B
	-8 cyl. -w/o A/C	From gear to pump-return	32 1/8	1	D0AZ 3A713-B
	-w/A/C	From gear to cooler-return	29 1/8	1	D0AZ 3A713-A
	-w/A/C	From cooler to gear-return	AR	1	@ 3A005
		From pump to gear-pressure		1	D0AZ 3A719-A
71	A-6 cylinder	From gear to pump-return	32 1/8	1	D0AZ 3A713-B
		From pump to gear-pressure		1	C9AZ 3A719-B
	-8 cyl. -w/oA/C	From gear to pump-return	32 1/8	1	D0AZ 3A713-B
	-w/A/C	From gear to cooler-return	29 1/8	1	D0AZ 3A713-A
	-w/A/C	From cooler to pump-return	AR	1	@ 3A005
	-exc. 429	From pump to gear-pressure		1	D1AZ 3A719-A
	-429(Pass.)	From pump to gear-pressure		1	D1AZ 3A719-A
	-429(P/C)	From pump to gear-pressure		1	D1AZ 3A719-C
72	A-6 cyl. "Before 3/13/72"	From gear to pump-return	32 1/8	1	D2AZ 3A713-B
	"From 3/13/72"	From gear to pump-return	32	1	D2AZ 3A713-C
	"Before 3/13/72	From pump to gear-pressure		1	D2AZ 3A719-A
	"From 3/13/72"	From pump to gear-pressure		1	D2AZ 3A719-C
	-8 cyl. "Before 3/13/72"	From gear to pump-return	♦	1	D2AZ 3A713-B
	"From 3/13/72"	From gear to pump-return	♦	1	D2AZ 3A713-C
	"Before 3/13/72"	From pump to gear-pressure		1	D2AZ 3A719-B
	"From 3/13/72"	From pump to gear-pressure		1	D3AZ 3A719-B
	-w/oil cooler "Before 3/13/72"	From cooler to pump-return	AR	1	@ 3A005
	-w/oil cooler "From 3/13/72"	From cooler to pump-return		AR	@ 3A005

@ Cut to appropriate length from C7AZ 3A005-A (3/8"I. D. -5/8"O. D.) bulk hose and use (2) B5A 2344-A clamps

♦ Cut hose portion to required length

COPYRIGHT © 1975 — FORD MOTOR COMPANY — DEARBORN, MICHIGAN

FINAL ISSUE

3A719 HOSE ASSY. - POWER STEERING PRESSURE - continued

POWER STEERING HOSE APPLICATION CHART

YEAR	MODEL		DESCRIPTION	APPROX. DEVEL. LENGTH (INCHES)	QTY.	PART NUMBER
	- B -					
65	B-6 cylinder		Control valve to pump-return	47	1	C3OZ 3A713-B
			Valve to cylinder	8 1/2	1	C3OZ 3A714-A
			Cylinder to valve	9 1/8	1	C3OZ 3A717-A
			Pump to control valve-pressure	31	1	C5OZ 3A719-B
	-8 cyl. -w/A/C		Control valve to pump-return	53 1/2	1	C3OZ 3A713-C
	-w/o A/C		Control valve to pump-return	41 1/2	1	C3OZ 3A713-A
			Valve to cylinder	8 1/2	1	C3OZ 3A714-A
			Cylinder to valve	9 1/2	1	C3OZ 3A717-A
			Pump to control valve-pressure - with Ford pump	28 1/2	1	C5OZ 3A719-A
			Pump to control valve-pressure- with Eaton pump	44 1/2	1	C3OZ 3A719-B
66	B-6 cylinder		Control valve to pump-return	31 1/2	1	C6OZ 3A713-B
			Valve to cylinder	9 1/2	1	C6OZ 3A714-A
			Cylinder to valve	9 3/4	1	C6OZ 3A717-A
			Pump to control valve-pressure	39 3/8	1	C6OZ 3A719-B
	-8 cyl. 289		Control valve to pump-return	28 1/2	1	C6OZ 3A713-A
			Valve to cylinder	9 1/2	1	C6OZ 3A714-A
			Cylinder to valve	9 3/4	1	C6OZ 3A717-A
			Pump to control valve-pressure	35	1	C6OZ 3A719-D
	-8 cyl. 390	"Before 2/1/66"	Control valve to pump-return	35 1/2	1	C6OZ 3A713-C
		"From 2/1/66"	From pump to valve outlet tube-return	30 1/2	1	C6OZ 3A713-D
		"From 2/1/66"	Valve outlet tube to return hose	7 1/2	1	C6OZ 3A575-B
			Valve to cylinder	9 1/2	1	C6OZ 3A714-A
			Cylinder to valve	9 3/4	1	C6OZ 3A717-A
		"Before 2/1/66"	Pump to control valve-pressure	37	1	C6OZ 3A719-C
		"From 2/1/66	From pump to valve outlet tube-pressure	35	1	C6OZ 3A719-E
		"From 2/1/66"	Valve outlet tube to pressure hose	6 1/2	1	C6OZ 3494-A
67	B-6 cylinder		Control valve to pump-return	32 1/2	1	C7OZ 3A713-A
			Valve to cylinder	9 1/2	1	C6OZ 3A714-A
			Cylinder to valve	9 3/4	1	C6OZ 3A717-A
			Pump to control valve-pressure	31	1	C7OZ 3A719-A
	-8 cyl. 289		Control valve to pump-return	30	1	C7OZ 3A713-C
			Valve to cylinder	9 1/2	1	C6OZ 3A714-A
			Cylinder to valve	9 3/4	1	C6OZ 3A717-A
			Pump to control valve-pressure	41	1	C7OZ 3A719-C
	-8 cyl. 390, 427		From pump to valve outlet tube-return	30 1/2	1	C8OZ 3A713-B
			Valve outlet tube to return hose	7 1/2	1	C6OZ 3A575-B
			Valve to cylinder	9 1/2	1	C6OZ 3A714-A
			Cylinder to valve	9 3/4	1	C6OZ 3A717-A
			From pump to valve outlet tube-pressure	30 1/2	1	C7OZ 3A719-B
			Valve outlet tube to pressure hose	6 9/16	1	C7OZ 3494-A
68	B-6 cyl. 170, 200		Control valve to pump-return	32 1/2	1	C7OZ 3A713-A
			Valve to cylinder	9 1/2	1	C6OZ 3A714-A
			Cylinder to valve	9 3/4	1	C6OZ 3A717-A
			Pump to control valve-pressure	30	1	C8OZ 3A719-B
	-8 cyl. 289, 302		Control valve to pump-return	30	1	C7OZ 3A713-C
			Valve to cylinder	9 1/2	1	C6OZ 3A714-A
			Cylinder to valve	9 3/4	1	C6OZ 3A717-A
			Pump to control valve-pressure	51	1	C8OZ 3A719-C
	-8 cyl. 390 -8 cyl. 428 (w/o A/C)		From pump to valve outlet tube-return	30 1/2	1	C8OZ 3A713-B
			Valve outlet tube to return hose	7 1/2	1	C6OZ 3A575-B
			Valve to cylinder	9 1/2	1	C6OZ 3A714-A
			Cylinder to valve	9 3/4	1	C6OZ 3A717-A
			From pump to valve outlet tube-pressure	29 1/2	1	C8OZ 3A719-A
			Valve outlet tube to pressure hose	6 9/16	1	C7OZ 3494-A

HALPERT_AUCTIONS

3A719 HOSE ASSY. - POWER STEERING PRESSURE - continued

POWER STEERING HOSE APPLICATION CHART

YEAR	MODEL	DESCRIPTION	APPROX. DEVEL. LENGTH (INCHES)	QTY.	PART NUMBER
	- B -				
68	B-8 cyl.428-w/A/C	From valve outlet tube to cooler-return		1	C9OZ 3A713-B
		Valve outlet tube to return hose	7 1/2	1	C6OZ 3A575-B
		From cooler to pump-return	AR	1	@ 3A005
		Valve to cylinder	9 1/2	1	C6OZ 3A714-A
		Cylinder to valve	9 3/4	1	C6OZ 3A717-A
		From pump to valve outlet tube-pressure	27 1/2	1	C9OZ 3A719-C
		Valve outlet tube to pressure hose	6 9/16	1	C7OZ 3494-A
69	B-6 cyl. 250	Control valve to pump-return	32 1/2	1	C7OZ 3A713-A
		Valve to cylinder	9 1/2	1	C6OZ 3A714-A
		Cylinder to valve	9 3/4	1	C6OZ 3A717-A
		Pump to control valve-pressure	32 1/2	1	C9OZ 3A719-B
	-8 cyl. 302, 351	Control valve to pump-return	24 3/4	1	C9OZ 3A713-A
		Valve to cylinder	9 1/2	1	C6OZ 3A714-A
		Cylinder to valve	9 3/4	1	C6OZ 3A717-A
		From pump to valve outlet tube-pressure	22	1	C9OZ 3A719-A
		Valve outlet tube to pressure hose	25 9/16	1	C9OZ 3494-A
	B-8 cyl.390 B-8 cyl.428 (w/o A/C)	From pump to valve outlet tube-return	30 1/2	1	C8OZ 3A713-B
		Valve outlet tube to return hose	7 1/2	1	C6OZ 3A575-B
		Valve to cylinder	9 1/2	1	C6OZ 3A714-A
		Cylinder to valve	9 3/4	1	C6OZ 3A717-A
		From pump to valve outlet tube-pressure	29 1/2	1	C8OZ 3A719-A
		Valve outlet tube to pressure hose	6 9/16	1	C7OZ 3494-A
	-8 cyl. 428-w/A/C	From valve outlet tube to cooler-return		1	C9OZ 3A713-B
		Valve outlet tube to return hose	7 1/2	1	C6OZ 3A575-B
		From cooler to pump-return	AR	1	@ 3A005
		Valve to cylinder	9 1/2	1	C6OZ 3A714-A
		Cylinder to valve	9 3/4	1	C6OZ 3A717-A
		From pump to valve outlet tube-pressure		1	C9OZ 3A719-C
		Valve outlet tube to pressure hose	6 9/16	1	C7OZ 3494-A
70/71	B-6 cyl.	Control valve to pump-return	30 3/4	1	D0OZ 3A713-A
		Valve to cylinder-rear	9 1/2	1	C6OZ 3A714-A
		Valve to cylinder-front	9 3/4	1	C6OZ 3A717-A
		From pump to valve-pressure	33 1/4	1	D0OZ 3A719-A
	-8 cyl. 302, 351	Control valve to pump-return	25 1/2	1	D0OZ 3A713-B
		Valve to cylinder-rear	9 1/2	1	C6OZ 3A714-A
		Valve to cylinder-front	9 3/4	1	C6OZ 3A717-A
		From pump to valve-pressure		1	D0OZ 3A719-E
		Valve outlet tube to pressure hose	26 1/2	1	D0OZ 3494-A
	-8 cyl.429				
		From pump to valve-pressure	23 1/2	1	D0OZ 3A719-F
		Valve outlet tube to pressure hose	26 1/2	1	D0OZ 3494-A
	-w/o oil cooler	Control valve to pump-return	25 1/2	1	D0OZ 3A713-B
	-w/ oil cooler	Control valve to pump-return	23	1	D0OZ 3A713-C
	-w/ oil cooler	From cooler to pump-return	32	1	@ 3A005
		Valve to cylinder-rear	9 1/2	1	C6OZ 3A714-A
		Valve to cylinder-front	9 3/4	1	C6OZ 3A717-A
72	B-6 & 8 cyl. "Before 3/13/72"				
	-6 & 8 cyl.	From gear to pump-return	♦	1	D2AZ 3A713-B
	-6 cyl.	From pump to gear-pressure		1	D2OZ 3A719-C
	-8 cyl.	From pump to gear-pressure		1	D2AZ 3A719-B
	-w/oil cooler	From cooler to pump-return		AR	@ 3A005
	B-6 & 8 cyl. - "From 3/13/72 to 5/15/72"				
	-6 & 8 cyl.	From gear to pump-return	♦	1	D2OZ 3A713-A
	-6 cyl.	From pump to gear-pressure		1	D2OZ 3A719-G
	-8 cyl. exc.429	From pump to gear-pressure		1	D2OZ 3A719-H
	-8 cyl.429	From pump to gear-pressure		1	D5OZ 3A719-A
	-8 cyl.w/oil cooler	From cooler to pump-return		1	@ 3A005

@ Cut to appropriate length from C7AZ 3A005-A (3/8" I. D. -5/8" O. D.) bulk hose and use (2) B5A 2344-A clamps
♦ Cut hose portion to required length

COPYRIGHT © 1975 — FORD MOTOR COMPANY — DEARBORN, MICHIGAN

HALPERT_AUCTIONS

3A719 HOSE ASSY. - POWER STEERING PRESSURE - continued

POWER STEERING HOSE APPLICATION CHART

YEAR	MODEL	DESCRIPTION	APPROX. DEVEL. LENGTH (INCHES)	QTY.	PART NUMBER
	- B -				
72	B-6 & 8 cyl. "From 5/15/72"				
	-6 & 8 cyl.	From gear to pump-return	♦	1	D2OZ 3A713-A
	-6 cyl.	From pump to gear-pressure		1	D2OZ 3A719-G
	-8 cyl. exc. 429	From pump to gear-pressure		1	D2OZ 3A719-H
	-8 cyl. 429	From pump to gear-pressure		1	D5OZ 3A719-A
	-8 cyl. w/oil cooler	From cooler to pump-return		1	@ 3A005
	- F -				
65	F-6 cyl. 170, 200-with EATON pump	Control valve to pump-return	43 1/2	1	C5DZ 3A713-C
	"Before 3/2/64"	Control valve to cylinder	9	1	C3DZ 3A714-A
	"From 3/2/64"	Control valve to cylinder	9 1/4	1	C5DZ 3A714-A
	"Before 3/2/64"	Cylinder to valve	9 1/2	1	C3DZ 3A717-A
	"From 3/2/64"	Cylinder to valve	10	1	C5DZ 3A717-A
		Pump to control valve-pressure	34	1	C5DZ 3A719-D
	-6 cyl. 170-with FORD pump	Control valve to pump-return	32	1	C5ZZ 3A713-E
		Control valve to cylinder	9	1	C3DZ 3A714-A
		Cylinder to valve	9 1/2	1	C3DZ 3A717-A
		Pump to control valve-pressure	31	1	C5ZZ 3A719-C
	-6 cyl. 200-with FORD pump	Control valve to pump-return	45	1	C5DZ 3A713-A
		Control valve to cylinder	9 1/2	1	C5DZ 3A714-A
		Cylinder to valve	10	1	C5DZ 3A717-A
		Pump to control valve-pressure	70	1	C5DZ 3A719-A
	-8 cyl. 260, 289-with EATON pump	Control valve to pump-return	32	1	C5ZZ 3A713-E
		Control valve to cylinder	9	1	C3DZ 3A714-A
		Cylinder to valve	9 1/2	1	C3DZ 3A717-A
		Pump to control valve-pressure	41	1	C5ZZ 3A719-E
	-8 cyl. 260-with FORD pump	Control valve to pump-return-w/o A/C	29 3/4	1	C5ZZ 3A713-A
		Control valve to pump-return-w/A/C	34 1/2	1	C5ZZ 3A713-B
		Control valve to cylinder	9	1	C3DZ 3A714-A
		Cylinder to valve	9 1/2	1	C3DZ 3A717-A
		Pump to control valve-pressure	29 3/4	1	C5ZZ 3A719-A
	-8 cyl. 289-with FORD pump	Control valve to pump-return	35	1	C5ZZ 3A713-D
		Control valve to pump-return	35	1	C5ZZ 3A713-D
		Control valve to cylinder	9	1	C3DZ 3A714-A
		Cylinder to valve	9 1/2	1	C3DZ 3A717-A
		Pump to control valve-pressure	42 1/2	1	C5ZZ 3A719-D
66	F-6 cyl. 200	Control valve to pump-return	45	1	C5DZ 3A713-A
		Control valve to cylinder	9 1/2	1	C5DZ 3A714-A
		Cylinder to valve	10	1	C5DZ 3A717-A
		Pump to control valve-pressure	70	1	C5DZ 3A719-A
	-8 cyl. 289	Control valve to pump-return	35	1	C5ZZ 3A713-D
		Control valve to cylinder	9	1	C3DZ 3A714-A
		Cylinder to valve	9 1/2	1	C3DZ 3A717-A
		Pump to control valve-pressure	42 1/2	1	C5ZZ 3A719-D
67	F-6 cylinder	Control valve to pump-return	32 1/2	1	C7OZ 3A713-A
		Control valve to cylinder	9 1/2	1	C6OZ 3A714-A
		Cylinder to valve	9 3/4	1	C6OZ 3A717-A
		Pump to control valve-pressure	31	1	C7OZ 3A719-A
	-8 cyl. 289	Control valve to pump-return	30	1	C7OZ 3A713-C
		Control valve to cylinder	9 1/2	1	C6OZ 3A714-A
		Cylinder to valve	9 3/4	1	C6OZ 3A717-A
	(exc. GT350)	Pump to control valve-pressure	41	1	C7OZ 3A719-C
	(GT 350)	Pump to control valve-pressure		1	C7ZX 3A719-A
	-8 cyl. 390	Pump outlet tube to insulator-return	15 1/2	1	C7ZZ 3A713-C
		From insulator to valve-return		1	C7ZZ 3A713-B
		Control valve to cylinder	9 1/2	1	C6OZ 3A714-A
		Cylinder to valve	9 3/4	1	C6OZ 3A717-A
		Pump to valve outlet tube-pressure	17 1/2	1	C7ZZ 3A719-B
		Valve outlet tube to pressure hose	17 1/4	1	C7ZZ 3494-A

@ Cut to appropriate length from C7AZ 3A005-A (3/8" I.D. -5/8" O.D.) bulk hose and use (2) B5A 2344-A clamps

♦ Cut hose portion to required length

HALPERT_AUCTIONS

3A719 HOSE ASSY. - POWER STEERING PRESSURE - continued

POWER STEERING HOSE APPLICATION CHART

YEAR	MODEL	DESCRIPTION	APPROX. DEVEL. LENGTH (INCHES)	QTY.	PART NUMBER
	- F -				
68	F-6 cyl. 200	Control valve to pump-return	32 1/2	1	C7OZ 3A713-A
		Control valve to cylinder	9 1/2	1	C6OZ 3A714-A
		Cylinder to valve	9 3/4	1	C6OZ 3A717-A
		Pump to control valve-pressure	30	1	C8OZ 3A719-B
	-8 cyl. 289, 302	Control valve to pump-return	30	1	C7OZ 3A713-C
		Control valve to cylinder	9 1/2	1	C6OZ 3A714-A
		Cylinder to valve	9 3/4	1	C6OZ 3A717-A
		Pump to control valve-pressure	51	1	C8OZ 3A719-C
	-8 cyl. 390, 428CJ (w/o A/C)	Pump outlet tube to insulator-return	15 1/2	1	C7ZZ 3A713-C
		From insulator to valve-return	21	1	C8ZZ 3A713-A
		Control valve to cylinder	9 1/2	1	C6OZ 3A714-A
		Cylinder to valve	9 3/4	1	C6OZ 3A717-A
	(exc. GT 350/500)	From pump to valve outlet tube-pressure	16	1	C9ZZ 3A719-B
	(GT 350/500)	From pump to valve outlet tube-pressure		1	C7ZX 3A719-A
		Valve outlet tube to pressure hose	17 1/2	1	C7ZZ 3494-B
	-8 cyl. 428CJ-w/A/C	From valve to insulator-return	21	1	C8ZZ 3A713-A
		From insulator to cooler-return	15 1/2	1	C7ZZ 3A713-C
		From cooler to pump-return	AR	1	@ 3A005
		Control valve to cylinder	9 1/2	1	C6OZ 3A714-A
		Cylinder to valve	9 3/4	1	C6OZ 3A717-A
	(exc. GT 350/500)	From pump to valve outlet tube-pressure	16	1	C9ZZ 3A719-B
	(GT 350/500)	From pump to valve outlet tube-pressure		1	C7ZX 3A719-A
		Valve outlet tube to pressure hose	17 1/2	1	C7ZZ 3494-B
69	F-6 cyl. 200	Control valve to pump-return	32 1/2	1	C7OZ 3A713-A
		Control valve to cylinder	9 1/2	1	C6OZ 3A714-A
		Cylinder to valve	9 3/4	1	C6OZ 3A717-A
		Pump to control valve-pressure	30	1	C8OZ 3A719-B
	-6 cyl. 250	Control valve to pump-return		1	C7OZ 3A713-A
		Control valve to cylinder	9 1/2	1	C6OZ 3A714-A
		Cylinder to valve	9 3/4	1	C6OZ 3A717-A
		Pump to control valve-pressure	32 1/2	1	C9OZ 3A719-B
	-8 cyl. 302(w/o oil cooler), 351	Control valve to pump-return		1	C8ZZ 3A713-A
		Control valve to cylinder	9 1/2	1	C6OZ 3A714-A
		Cylinder to valve	9 3/4	1	C6OZ 3A717-A
		From pump to valve outlet tube-pressure	27	1	C9ZZ 3A719-A
		Valve outlet tube to pressure hose	17 1/2	1	C7ZZ 3494-B
	-8 cyl. 302(w/oil cooler)	Control valve to cooler-return		1	C8ZZ 3A713-A
		From cooler to pump-return		AR	@ 3A005
		Insulator for return line		AR	• 3A609
		Control valve to cylinder-inner	9 1/2	1	C6OZ 3A714-A
		Cylinder to valve-outer	9 3/4	1	C6OZ 3A717-A
		From pump to valve outlet tube-pressure		1	C9ZZ 3A719-C
		Valve outlet tube to pressure hose	17 1/2	1	C7ZZ 3494-B
	-8 cyl. 390, 428 CJ, 429 Boss	From valve to insulator-return	21	1	C8ZZ 3A713-A
		From insulator to cooler-return	15 1/2	1	C7ZZ 3A713-C
		From cooler to pump-return		1	@ 3A005
		Insulator for return line	AR	1	• 3A609
		Control valve to cylinder	9 1/2	1	C6OZ 3A714-A
		Cylinder to valve	9 3/4	1	C6OZ 3A717-A
	(exc. Boss)	From pump to valve outlet tube-pressure		1	C9ZZ 3A719-B
	Boss 429	From pump to valve outlet-pressure		1	C9ZZ 3A719-D
		Valve outlet tube to pressure hose	17 1/2	1	C7ZZ 3494-B

@ Cut to appropriate length from C7AZ 3A005-A (3/8" I. D. -5/8" O. D.) bulk hose and use (2) B5A 2344-A clamps
• Cut to appropriate length from C7AZ 3A609-A bulk stock

COPYRIGHT © 1975 — FORD MOTOR COMPANY — DEARBORN, MICHIGAN

HALPERT_AUCTIONS

3A719 HOSE ASSY.- POWER STEERING PRESSURE - continued

POWER STEERING HOSE APPLICATION CHART

YEAR	MODEL	DESCRIPTION	APPROX. DEVEL. LENGTH (INCHES)	QTY.	PART NUMBER
	- F -				
70	F-6 cyl. 200	Control valve to pump-return	29	1	D0ZZ 3A713-A
		Control valve to cylinder	9 1/2	1	C6OZ 3A714-A
		Cylinder to valve	9 3/4	1	C6OZ 3A717-A
		Pump to control valve-pressure	30	1	D0ZZ 3A719-F
	-6 cyl. 250	Control valve to pump-return	29	1	D0ZZ 3A713-A
		Control valve to cylinder	9 1/2	1	C6OZ 3A714-A
		Cylinder to valve	9 3/4	1	C6OZ 3A717-A
		Pump to control valve-pressure	32 1/2	1	D0ZZ 3A719- F
	-8 cyl.302(w/o oil cooler), 351	Control valve to pump-return	21	1	C8ZZ 3A713-A
		Control valve to cylinder	9 1/2	1	C6OZ 3A714-A
		Cylinder to valve	9 3/4	1	C6OZ 3A717-A
	"Before 1/26/70"	From pump to valve outlet tube-pressure	22 1/2	1	D0ZZ 3A719-H
	"From 1/26/70"	From pump to valve outlet tube-pressure	25	1	D0ZZ 3A719-E
		Valve outlet tube to pressure hose	17 1/2	1	C7ZZ 3494-B
		From cooler to pump-return		AR	@ 3A005
		Insulator for above return line		AR	• 3A609
	-8 cyl. 302(w/oil cooler)	Control valve to cooler-return	21	1	C8ZZ 3A713-A
		From cooler to pump-return		AR	@ 3A005
		Insulator for above return line		AR	• 3A609
		Control valve to cylinder-inner	9 1/2	1	C6OZ 3A714-A
		Cylinder to valve-outer	9 3/4	1	C6OZ 3A717-A
		From pump to valve outlet tube-pressure	24 1/2	1	D0ZZ 3A719-G
		Valve outlet tube to pressure hose	17 1/2	1	C7ZZ 3494-B
	-8 cyl. 428CJ, 429 Boss	From valve to insulator-return	21	1	C8ZZ 3A713-A
		From insulator to cooler-return	AR	AR	@ 3A005
		From cooler to pump-return	AR	AR	@ 3A005
		Insulator for return line	AR	AR	• 3A609
		Control valve to cylinder	9 1/2	1	C6OZ 3A714-A
		Cylinder to valve	9 3/4	1	C6OZ 3A717-A
	428 CJ	From pump to valve outlet tube-pressure		1	C9ZZ 3A719-B
	429 Boss	From pump to valve outlet tube-pressure		1	C9ZZ 3A719-D
		Valve outlet tube to pressure hose	17 1/2	1	C7ZZ 3494-B
71	F-6 cyl.	From gear to pump-return		1	D1ZZ 3A713-A
		From pump to gear-pressure		1	D1ZZ 3A719-B
	-8 cyl.	From gear to pump-return		1	D1ZZ 3A713-A
	-with oil cooler	From cooler to pump-return		AR	@ 3A005
	-with oil cooler	Insulator for above return line		AR	• 3A609
		Pressure line outlet tube		▲	★D1ZA 3E576-AC
	302, 351	From pump to gear-pressure		1	D1ZZ 3A719-C
	429	From pump to gear-pressure		1	D1ZZ 3A719-A
72	F-6 cyl.	From gear to pump-return		1	D1ZZ 3A713-A
	"Before 5/1/72"	From pump to gear-pressure	71 1/2	1	D1ZZ 3A719-D
	"From 5/1/72"	From pump to gear-pressure	27 3/4	1	D2ZZ 3A719-B
	-8 cyl.	From gear to pump-return		1	D1ZZ 3A713-A
	-with oil cooler	From cooler to pump-return		AR	@ 3A005
	-with oil cooler	Insulator for above return line		AR	• 3A609
		Pressure line outlet tube		▲	★D1ZA 3E576-AC
	"Before 5/1/72"	From pump to gear-pressure	38 1/2	1	D1ZZ 3A719-C
	"From 5/1/72"	From pump to gear-pressure	26 1/2	1	D2ZZ 3A719-A
	- P -				
70/	P-6 cyl. 170, 200	From control valve to pump-return	26 3/4	1	D0DZ 3A713-B
		From control valve to cylinder-front	9 1/2	1	C6OZ 3A714-A
		From cylinder to valve-rear	9 3/4	1	C6OZ 3A717-A
		From pump to control valve-pressure	22	1	D0DZ 3A719-B

@ Cut to appropriate length from C7AZ 3A005-A (3/8" I.D. -5/8" O.D.) bulk hose and use (2) B5A 2344-A clamps
• Cut to appropriate length from C7AZ 3A609-A bulk stock
▲ Cut to length from B7Q 2269-A (7 3/4") & use (1) 87945-S8 & (1) 379429-S8

HALPERT_AUCTIONS

3A719 HOSE ASSY.- POWER STEERING PRESSURE - continued

POWER STEERING HOSE APPLICATION CHART

YEAR	MODEL	DESCRIPTION	APPROX. DEVEL. LENGTH (INCHES)	QTY.	PART NUMBER
	- P -				
70/	P-6 cyl. 250	From control valve to pump-return	30 3/4	1	D0OZ 3A713-A
		From pump to control valve-pressure	33 1/4	1	D0OZ 3A719-A
		From control valve to cylinder-front	9 1/2	1	C6OZ 3A714-A
		From cylinder to valve-rear	9 3/4	1	C6OZ 3A717-A
71/	P-8 cyl.302	From control valve to insulator-return		1	D0DZ 3A713-A
		From pump to control valve-pressure		1	D0DZ 3A719-A
		From control valve to cylinder-front	9 1/2	1	C6OZ 3A714-A
		From cylinder to valve-rear	9 3/4	1	C6OZ 3A717-A
		Valve outlet tube to pressure hose		1	D0DZ 3494-A
		From insulator to pump-return		AR	@ 3A005
	- S -				
65/66	S	From w/s wiper motor tube to pump - return-cut to size-from B4C 4090-A bulk hose to fit from w/s wiper motor tube to reservoir or pump	AR	1	@ 3A005
	-with Eaton pump 1965	Pump to gear-pressure	391/2	1	C5SZ 3A719-B
	- with Ford pump 1965/66	From pump outlet tube to gear-pressure	28 1/2	1	C5SZ 3A719-A
		Pump outlet tube-pressure		1	C5SZ 3494-B
67	S	From w/s wiper motor to pump or cooler-return	30 1/2	1	C7SZ 3A713-A
		From cooler to pump-return	AR	1	@ 3A005
		From pump outlet tube to gear-pressure	30	1	C7SZ 3A719-B
		Pump outlet tube-pressure	15 3/4	1	C7SZ 3494-A
68/69	S	From gear to pump or cooler-return	28	1	C8SZ 3A713-A
		From cooler to pump-return	AR	1	@ 3A005
		From pump outlet tube to gear-pressure	30	1	C8SZ 3A719-A
		Pump outlet tube-pressure	17 1/2	1	C8SZ 3494-A
70	S "Before 9/22/69" (w/electric w/s wiper)				
	-w/o A/C	From gear to pump-return		1	C9AZ 3A713-A
	-w/A/C	From gear to cooler-return		1	D0AZ 3A713-A
	-w/A/C	From cooler to pump-return		AR	@ 3A005
		From pump to gear-pressure		1	D0AZ 3A719-A
70/71	S "From 9/22/69" (w/hydraulic w/s wiper)				
		From gear to windshield wiper motor-see basic 17C506			
	w/o A/C	From windshield wiper motor to pump - return		1	D0SZ 3A713-B
	w/A/C	From windshield wiper motor to cooler-return		1	D0SZ 3A713-A
	w/A/C	From cooler to pump-return		AR	@ 3A005
		From pump to gear-pressure		1	D0AZ 3A719-A
72	S-8 cyl. "Before 3/13/72"				
		From gear to pump-return	♦	1	D2VY 3A713-A
	-8 cyl. 400 & (429-w/o A/C)	From pump to gear-pressure		1	D2AZ 3A719-B
	-8 cyl. 429 w/A/C,460	From pump to gear-pressure		1	D2VY 3A719-B
	-w/A/C	From cooler to pump-return		AR	@ 3A005
72	S-8 cyl. "From 3/13/72"				
		From gear to pump-return		1	D2SZ 3A713-C
	-w/oil cooler	From cooler to pump-return		1	@ 3A005
	-w/o A/C	From pump to gear-pressure		1	D2SZ 3A719-C
	-w/A/C "From 3/13/72 to 5/15/72"	From pump to gear-pressure		1	D2SZ 3A719-D
	-w/A/C "From 5/15/72"	From pump to gear-pressure		1	D2SZ 3A719-E

@ Cut to appropriate length from C7AZ 3A005-A (3/8" I.D. -5/8" O.D.) bulk hose and use (2) B5A 2344-A clamps

♦ Cut hose portion to required length

May, 1975

COPYRIGHT © 1975 — FORD MOTOR COMPANY — DEARBORN, MICHIGAN

FINAL ISSUE

HALPERT_AUCTIONS

3A719 HOSE ASSY.- POWER STEERING PRESSURE - continued

POWER STEERING HOSE APPLICATION CHART

YEAR	MODEL	DESCRIPTION	APPROX. DEVEL. LENGTH (INCHES)	QTY.	PART NUMBER
	- U -				
72	U "From Ser. P40,001"	From gear to cooler-return		1	D3TZ 3A713-B
		From cooler to pump-return		1	@ 3A005
		From pump to gear-pressure		1	D3TZ 3A719-E
	- X -				
65	X-6 cylinder	Control valve to pump-return-w/Ford pump	45	1	C5DZ 3A713-A
		Control valve to pump-return-w/Eaton pump	43 1/2	1	C5DZ 3A713-C
	"Before 8/17/64"	Valve to cylinder	9	1	C3DZ 3A714-A
	"Before 8/17/64"	Cylinder to valve	9 1/2	1	C3DZ 3A717-A
	"From 8/17/64"	Valve to cylinder	10	1	C5DZ 3A714-A
	"From 8/17/64"	Cylinder to valve	10	1	C5DZ 3A717-A
		Pump to control valve-pressure-with Eaton pump	34	1	C5DZ 3A719-D
		Pump to control valve-pressure-with Ford pump	70	1	C5DZ 3A719-A
	-8 cylinder	Control vlv. to pump-return-w/Eaton pump	34	1	C5DZ 3A713-D
		Control vlv. to pump-return-w/Ford pump	33 3/4	1	C5DZ 3A713-B
		Control valve to cylinder	9 1/2	1	C3DZ 3A714-B
		Cylinder to valve	10	1	C3DZ 3A717-B
		Pump to control valve-pressure-with Eaton pump	39 3/4	1	C5DZ 3A719-C
		Pump to control valve-pressure-with Ford pump	54 1/2	1	C5DZ 3A719-B
66	X-6 cylinder	Control valve to pump-return	31 1/2	1	C6OZ 3A713-B
		Valve to cylinder	9 1/2	1	C6OZ 3A714-A
		Cylinder to valve	9 3/4	1	C6OZ 3A717-A
		Pump to control valve-pressure	32	1	C6OZ 3A719-B
	-8 cyl. 289	Control valve to pump-return	28 1/2	1	C6OZ 3A713-A
		Valve to cylinder	9 1/2	1	C6OZ 3A714-A
		Cylinder to valve	9 3/4	1	C6OZ 3A717-A
		Pump to control valve-pressure	35	1	C6OZ 3A719-D
67	X-6 cylinder	Control valve to pump-return	32 1/2	1	C7OZ 3A713-A
		Valve to cylinder	9 1/2	1	C6OZ 3A714-A
		Cylinder to valve	9 3/4	1	C6OZ 3A717-A
		Pump to control valve-pressure	31	1	C7OZ 3A719-A
	-8 cyl. 289	Control valve to pump-return	30	1	C7OZ 3A713-C
		Valve to cylinder	9 1/2	1	C6OZ 3A714-A
		Cylinder to valve	9 3/4	1	C6OZ 3A717-A
		Pump to control valve-pressure	41	1	C7OZ 3A719-C
68	X-6 cyl.	Control valve to pump-return	32 1/2	1	C7OZ 3A713-A
		Valve to cylinder	9 1/2	1	C6OZ 3A714-A
		Cylinder to valve	9 3/4	1	C6OZ 3A717-A
		Pump to control valve-pressure	30	1	C8OZ 3A719-B
	-8 cyl. 289, 302	Control valve to pump-return	30	1	C7OZ 3A713-C
		Valve to cylinder	9 1/2	1	C6OZ 3A714-A
		Cylinder to valve	9 3/4	1	C6OZ 3A717-A
		Pump to control valve-pressure	51	1	C8OZ 3A719-C
69	X-6 cyl.	Control valve to pump-return	32 1/2	1	C7OZ 3A713-A
		Valve to cylinder	9 1/2	1	C6OZ 3A714-A
		Cylinder to valve	9 3/4	1	C6OZ 3A717-A
		Pump to control valve-pressure	30	1	C8OZ 3A719-B
	-8 cyl. 302	Control valve to pump-return	24 3/4	1	C9OZ 3A713-A
		Valve to cylinder	9 1/2	1	C6OZ 3A714-A
		Cylinder to valve	9 3/4	1	C6OZ 3A717-A
		From pump to valve outlet tube-pressure	22	1	C9OZ 3A719-A
		Valve outlet tube to pressure hose	25 9/16	1	C9OZ 3494-A

@ Cut to appropriate length from C7AZ 3A005-A (3/8" I.D. -5/8" O.D.) bulk hose and use (2) B5A 2344-A clamps

HALPERT_AUCTIONS

3A719 HOSE ASSY. - POWER STEERING PRESSURE - continued

POWER STEERING HOSE APPLICATION CHART

YEAR	MODEL	DESCRIPTION	APPROX. DEVEL. LENGTH (INCHES)	QTY.	PART NUMBER
	- X -				
70	X-6 cyl.	Control valve to pump-return	32 1/2	1	C7OZ 3A713-A
		Valve to cylinder	9 1/2	1	C6OZ 3A714-A
		Cylinder to valve	9 3/4	1	C6OZ 3A717-A
		Pump to control valve-pressure	30	1	C8OZ 3A719-B
	-8 cyl. 302	Control valve to pump-return	29	1	D0ZZ 3A713-A
		Valve to cylinder-rear	9 1/2	1	C6OZ 3A714-A
		Valve to cylinder-front	9 3/4	1	C6OZ 3A717-A
		From pump to valve	20 1/4	1	D0OZ 3A719-F
		Valve outlet tube to pressure hose	26 1/2	1	D0OZ 3494-A

YEAR	MODEL	DESCRIPTION	QTY.	PART NUMBER
65/	A, S	Clamp-5/8"dia.-spring wire (3A713 hose to pump)	AR	97328-S35(E1C)
65/	A(with A/C)	Clip-11/16" & 5/16" dia. (3A713 hose and fuel line to fender apron)	2	380397-S100 (GG242)
66/	A	Clip-1 1/16" & 7/32" dia. (3A713 hose and fuel line to fender apron)	2	380795-S100 (GG251)
67/	A, B, F, S, X	Clamp (3A713 hose to pump on reservoir)	1	B5A 2344-A
68/	A, S	Clamp-11/16" dia. (3A713 hose to pump or reservoir)	1	B7A 8287-A
67/68	S	Nut-9/16"-18 x 1 3/32" (3A713 hose to windshield wiper motor)		379005-S (MM130M)
65	F(with Eaton pump)	Nut-7/16"-24 (3A719 hose to valve)	1	87943-S8(I-21)
65/	B, F, X(with Ford pump)	Nut-5/8"-18 (3A719 hose to valve)	1	379429-S7-8 (MM113)

3C719 GASKET - POWER STEERING PUMP OIL RESERVOIR COVER RETAINING BOLT

65	B, F, S, X	17/64" I.D.-13/16" O.D.-1/16" thick	1	★C2SZ 3C719-A

3E723 ACTUATOR ASSY. - STEERING COLUMN LOCK

70/	A, B, F, P, S(fixed wheel)		1	D0AZ 3E723-A
71/	L		1	
70/71	A, F, S (tilt wheel) " Before 4/12/71"		1	D0AZ 3E723-B
71/	A, F, S(tilt wheel) " From 4/12/71"		1	D1AZ 3E723-C

3D727 GUIDE KIT - POWER STEERING GEAR BALL RETURN

65/69	A(with Saginaw gear)	Consists of 2 guides	1	C5AZ 3D727-A
71/	F, U(with Saginaw gear)		1	

3A728 CLAMP - POWER STEERING CONTROL VALVE DUST COVER

65/71	B		1	C2AZ 3A728-A
65/70	F		1	
70/	P		1	
65	X		1	

3D728 VALVE KIT - POWER STEERING GEAR REAR CHECK VALVE

65/69	A(with Saginaw gear)	Consists of	1	C5AZ 3D728-A
71/	F, U(with Saginaw gear)	1-Connector 1-Poppet 1-Spring	1	

3A729 COVER - POWER STEERING CONTROL VALVE BALL STUD DUST

65/71	B		1	C7OZ 3A729-A
65/70	F, X		1	
70/	P		1	

3D729 BEARING KIT - POWER STEERING GEAR UPPER THRUST

65/69	A(with Saginaw gear)	Consists of	1	C5AZ 3D729-A
71/	F, U(with Saginaw gear)	1-Bearing 2-Races 1-Retainer 1-Spacer	1	

3A730 VALVE ASSY. - POWER STEERING HYDRAULIC CONTROL

65	B		1	C5OZ 3A730-A
66/67	B		1	C6OZ 3A730-B
68/71	B		1	C8OZ 3A730-A
67	F		1	C6OZ 3A730-B

COPYRIGHT © 1975 — FORD MOTOR COMPANY — DEARBORN, MICHIGAN

HALPERT_AUCTIONS

YEAR	MODEL	DESCRIPTION	QTY.	PART NUMBER
	3A730 VALVE ASSY. - POWER STEERING HYDRAULIC CONTROL - continued			
65	F(6 cyl.) "Before 4/9/64"		1	C3DZ 3A730-B
65/66	F(6 cyl.) "From 4/9/64"		1	C5DZ 3A730-C
65/66	F(8 cyl.)	For appropriate details of repair kits refer to Illus. Sect. 36.2 page 4 or to replace complete assy. use the following:	1	★C5ZZ 3A730-B
	(1) C5ZZ 3304-D Link assy.	(2) C1AA 3C562-A Insulator	(1) C5ZZ 3B731-A Valve assy.	
	(1) C2AZ 3A533-A Kit	(1) C3DZ 3A675-A Spring kit	(1) C1AA 3A754-C Socket	
	(1) C1AA 3C560-A Stop	(1) C2AZ 3C705-B Cap kit	(1) AC 33698-A Bolt	
68/70	F		1	C8OZ 3A730-A
70/	P		1	C8OZ 3A730-A
65	X(6 cyl.)		1	C5DZ 3A730-C
65	X(8 cyl.)	Replaced by details-see Illustration Section 36.2 Page 4	1	★C5DZ 3A730-A
66/67	X		1	C6DZ 3A730-B
68/70	X		1	C8OZ 3A730-A
65/	B,F,X	Bolt (clamp)-3/8"-24 x 1 1/2"	1	20469-S8(B174)
		Nut 3/8"-24		33800-S8(M63)
		Lockwasher-3/8"		357629-S7(XX303)
		Seat-3/8" tube-aluminum	1	372896-S(TT6)
		Seat-5/16" tube-aluminum	2	373430-S(TT5)
		Seat-1/4" tube-aluminum	1	372895-S
		Screw & washer assy. (valve housing to ball stud)-5/16"-18 x 7/8"	2	★373406-S
			2	
		Lockwasher-5/16"		34806-S7(X64)
65/	X	Fitting (lubricator)-1/4"-28	1	87907-S(1-3)
65/	F,X	Plug (valve)-1/4"-28	1	374714-S7-8 (PP35A)
67/	B,F,X	Bolt(clamp)-5/16"-24 x 1 1/2"	1	20467-S(B160)
		Nut(clamp)-5/16"-24	1	34443-S(M79)
	3D730 BEARING KIT - POWER STEERING GEAR LOWER THRUST			
65/69	A(with Saginaw gear)	Consists of 1-Bearing 2-Races	1	C5AZ 3D730-A
71/	F,U(with Saginaw gear)		1	
	3B731 HOUSING and SPOOL ASSY- POWER STEERING HYDRAULIC CONTROL VALVE			
65/66	F(8 cyl.)		1	C5ZZ 3B731-A
65	X(8 cyl.)		1	
	3D731 SEAL KIT - POWER STEERING GEAR BACK UP VALVE			
65/69	A(with Saginaw gear)	Consists of 3-Rings 3-Seals	1	C5AZ 3D731-A
71/	F,U(with Saginaw gear)		1	
	3A732 BRACKET - POWER STEERING PUMP ADJUSTING - Also refer to Group 3C511			
	- A -			
65/66	A(6 cyl.)		1	C5AZ 3A732-C
65	A(8 cyl. 289)-with Eaton pump	Not Replaced	2	★
65/66	A(8 cyl. 289)-with Ford pump		1	C5AZ 3A732-B
	A(8 cyl. 352, 390, 428)		1	C5AZ 3A732-G
67/	A(6 cyl.)		1	C7AZ 3A732-A
67/69	A(8 cyl. exc. 429)		1	C7SZ 3A732-A
70/71	A(8 cyl. 390, 428)		1	
69	A(8 cyl. 429) "Before 12/5/68"	Use with 3/8" dia. pivot stud	1	C8SZ 3A732-A
	A(8 cyl. 429) "From 12/5/68"	Use with 7/16" dia. pivot stud	1	C9AZ 3A732-A
70/	A(8 cyl. 302)		1	D0AZ 3A732-C
70	A(8 cyl. 351)		1	
70/	A(8 cyl. 400, 429)		1	D1AZ 3A732-A
71/	A(8 cyl. 351)		1	
	- B -			
65/67	B(6 cyl.)	Ford pump	1	C7OZ 3A732-A
65	B(8 cyl. 289)-with Eaton pump	Not Replaced	2	★
65/66	B(8 cyl. 289)-with Ford pump		1	C5AZ 3A732-B
66	B(8 cyl. 390)		1	C5AZ 3A732-G

HALPERT_AUCTIONS

YEAR	MODEL	DESCRIPTION	QTY.	PART NUMBER
	3A732 BRACKET - POWER STEERING PUMP ADJUSTING - continued			
	- B -			
68	B(6 & 8 cyl.)		1	C7SZ 3A732-A
69	B(8 cyl.)		1	
69/	B(6 cyl. 250)		1	C9ZZ 3A732-A
70/71	B(8 cyl. 302)		1	D0AZ 3A732-C
70/	B(8 cyl. 351-C*)		1	
72	B(8 cyl. 302)-without A/C		1	
70/	B(8 cyl. 429)		1	D1AZ 3A732-A
72	B(8 cyl. 302)-with A/C		1	
72	B(8 cyl. 400)		1	
72	B(8 cyl. 351-W*)		1	
	- F -			
65	F(6 cyl. 170)	Front-Not Replaced	1	★C3OZ 3A732-A
		Rear - Not Replaced	1	★C3OZ 3A732-C
		Side support-not replaced	1	★C2OZ 3A732-A
65/66	F(6 cyl. 200)		1	C7OZ 3A732-A
65	F(8 cyl. 260)	Front - Not Replaced	1	★C5ZZ 3A732-A
		Rear-not replaced	1	★C5ZZ 3A732-B
	F(8 cyl. 289)-with Eaton pump	Not Replaced	2	★
65/66	F(8 cyl. 289)-with Ford pump		1	C5AZ 3A732-B
67/68	F(6 & 8 cyl.)		1	C7SZ 3A732-A
69	F(6 & 8 cyl. 200, 302, 351)		1	
69/70	F(8 cyl. 427, 428)		1	
69/	F(6 cyl. 250)		1	C9ZZ 3A732-A
70	F(8 cyl. 302, 351)		1	D0ZZ 3A732-A
71/	F(8 cyl. 302 & 351 exc. Boss & CJ)		1	D0AZ 3A732-C
71/	F(8 cyl. 351 CJ)-with A/C		1	
71	F(8 cyl. 302 & 351 Boss)		1	D1ZZ 3A732-A
71/	F(8 cyl. 351 CJ)-without A/C		1	
69/70	F(8 cyl. 429 Boss)		1	C9ZZ 3A732-B
71	F(8 cyl. 429)		1	D1AZ 3A732-A
	- P -			
70/	P(6 cyl. 170, 200)		1	C7SZ 3A732-A
71/	P(6 cyl. 250)		1	C9ZZ 3A732-A
	P(8 cyl. 302)		1	D0ZZ 3A732-A
	- S -			
65/66	S(without A/C)		1	C5SZ 3A732-B
	S(with A/C)		1	D0TZ 3A732-A
67	S		1	C7SZ 3A732-A
68	S(8 cyl. 390)		1	C7SZ 3A732-A
	S(8 cyl. 429)		1	C8SZ 3A732-A
69	S(8 cyl. 429) " Before 12/5/68"	Use with 3/8" dia. pivot stud	1	C8SZ 3A732-A
	S(8 cyl. 429) " From 12/5/68"	Use with 7/16" dia. pivot stud	1	C9AZ 3A732-A
70/71	S(8 cyl. 429)		1	D1AZ 3A732-A
72	S(8 cyl. 400)		1	D1AZ 3A732-A
	S(8 cyl. 429)-with Ford pump & without A/C)		1	D1AZ 3A732-A
	S(8 cyl.429-w/A/C,460)-with Saginaw pump		1	D2VY 3A732-A
	- U -			
72	U "From Ser. P40, 001"		1	C7SZ 3A732-A
	-X -			
65	X(8 cyl. 289)-with Eaton pump	Not Replaced	2	★
65/66	X(8 cyl. 289)-with Ford pump		1	C5AZ 3A732-B
65/67	X(6 cyl.)		1	C7OZ 3A732-A
67/70	X(6 & 8 cyl.)		1	C7SZ 3A732-A
65/	A (8 cyl.), S	Bolt (bracket to water pump)	2	20428-S7(B82)
65/	A (8 cyl.)-with A/C		1	

* Engine code

COPYRIGHT © 1975 — FORD MOTOR COMPANY — DEARBORN, MICHIGAN

HALPERT_AUCTIONS

YEAR	MODEL	DESCRIPTION	QTY.	PART NUMBER
	3A732 BRACKET - POWER STEERING PUMP ADJUSTING - continued			
65/	B-8 cyl.	Bolt (bracket to compressor mounting bracket)-3/8"-24 x 3/4"	2	20349-S7-8(B170)
		Washer-flat-3/8"		382585-S(XX143A)
		Lockwasher-3/8"		34807-S8(X66)
65	F(8 cyl.)-with A/C	Bolt (to pump)-3/8"-16 x 3 1/16"-self-locking	1	359099-S(BB417)
		Washer-flat-3/8"		356951-S(XX134)
		Nut-3/8"-16	1	33799-S7(M52)
		Lockwasher-3/8"		34807-S8(X66)
65/	A-6 cyl.	Bolt (bracket to generator mounting bracket)-3/8"-16 x 1 1/8"	1	20408-S7(B81)
65/	A(6 cyl.)	Bolt (brkt.to generator mounting brkt)-3/8"-16 x 1"	1	20388-S8(B80)
65/	A(8 cyl.)	Bolt (bracket to support)	1	
65	F(6 cyl.)		1	
65/	A(8 cyl.),S	Washer-flat-3/8"		44727-S8(X24)
		Lockwasher-3/8"		34807-S8(X66)
65/	A	Bolt (bracket to pump)-3/8"-16 x 2"	3	20522-S8(B89)
65/	B (8 cyl.)-without A/C	Screw (bracket to support)-upper hole-3/8"-16 x 1 9/16"	1	376532-S8(WW118)
65/	A(8 cyl. 352, 390)-with A/C	Bolt (bracket to pump)-3/8"-16 x 2 3/8"	1	350388-S(BB159)
65/	S		3	
65/	A (6 cyl. & 8 cyl.)	Bolt (bracket to pump)-3/8"-16 x 2 1/8"	1 or 3	370967-S(BB158)
65/	B (6 cyl.)-with Automatic Trans.		5	
65/	B(8 cyl.)		3	
65	F		5	
65/	A(8 cyl. 352, 390)	Bolt (bracket to pump)-3/8"-16 x 2 1/2"	1	371741-S(BB160)
65	A, B, F, X (8 cyl. 289)-Eaton pump		1	
65	F(6 cyl.)	Bolt (bracket to pump)-3/8"-16 x 1 1/8"	1	354135-S7-8 (BB155A)
65/	A (8 cyl. 260, 289)	Screw & washer (bracket to cyl. head)-3/8"-16 x 1"	2	373293-S8(BB563)
65	F(8 cyl.)		2	
65/	X(8 cyl.)		3	
65	A (8 cyl. 260, 289), B, X, F(8 cyl.)	Bolt (bracket to pump)-3/8"-16 x 3 3/4"	1or2	377957-S7-8(BB169A)
65/	A (8 cyl. 260, 289), B, X(8 cyl.)	Stud (bracket to cylinder block)-5/16"-18 & 5/16"-18 x 4 9/16" hex. shoulder	1	377958-S7-8 (WW104)
65	F(8 cyl.)-without A/C		1	
65	F(8 cyl.)	Stud (to water pump)	1	
		Nut-5/16"-18		33797-S7(M50)
65	S(with A/C)	Stud (to water pump)-3/8"-16 x 2.24"	2	380033-S2(WW6G)
67	A(8 cyl. 289)-Saginaw gear	Stud(to engine)-3/8"-16 & 3/8"-16 x 7 3/8"	1	377060-S2 (WW13W)
66/69	B, F, X(8 cyl.)		1	377060-S2 (WW13W)
67	S(with super extra cooling)	Bolt & washer (pump to bracket)-3/8"-16 x 1 1/8"	2	373162-S(BB563A)
67/	A	Screw (to Power Steering pump)-3/8"-16 x 3/4"	3	370608-S2(BB579)
67/	A, B, F, X	Screw (to engine)	2	
67/	B, X	Screw (to water pump)	2	
67/	B, X(8 cyl. 289)	Bolt (to pump)-3/8"-16 x 7/8"-washer head	2	371041-S7-8(BB575B)
67/	F(8 cyl. 390)		3	
67/	A(8 cyl. 289)-Saginaw gear		3	
67/	A(8 cyl. 289)-Saginaw gear	Bolt(to pump support)	1	
69/	A, S(8 cyl. 429)	Stud(bracket to engine)-7/16" -14 x 7 13/16"	1	383791-S (WW22G)
		Washer-7/16"	1	★354149-S8
69	B (8 cyl. 351)	Bolt 3/8"-16 x 6 3/8"-hex. hd.	1	382860-S(BB890)
69/	X(6 cyl.)			
72	U "From Ser. P40, 001"	Bolt (bracket to pump)-3/8"-16 x 7/8"	3	371041-S(BB575B)
	3D732 SEAL KIT - POWER STEERING GEAR SECTOR SHAFT ARM SEAL			
65/69	A(Saginaw)	Also serviced in C5AZ 3C538-D kit	1	C5AZ 3D732-A
71/	F, U		1	

Consists of
1-Sector shaft seal retaining ring
1-Sector shaft seal (outer)
1-Sector shaft seal (inner)
2-Sector shaft seal back-up washers

HALPERT_AUCTIONS

3A733 PULLEY - POWER STEERING PUMP - Also refer to Group 6A312

PULLEY IDENTIFICATION CHART

An identification number appears on the front portion of the pulley assembly. The following chart will provide a quick cross reference to the service part number when the identification is known. Pulleys may also be selected by year, model and description in the model application chart which follows the identification chart.

PULLEY			
IDENTIFICATION	O.D.	SHEAVE WIDTH	SERVICE NUMBER
AA	5 1/4"	3/8"	C7AZ 3A733-A
AB	4 7/8"	5/16"	C5AZ 3A733-B
AC	4 7/8"	7/16"	C5AZ 3A733-C
AD	5 1/4"	7/16"	C5AZ 3A733-D
AE	4 5/8"		C5AZ 3A733-J
AF	5 3/4"	5/16"	★C5AZ 3A733-F r/b C7AZ 3A733-A
AG	4 5/8"	7/16"	C5AZ 3A733-G
AJ	4 5/8"		C5AZ 3A733-J
DA	4 7/8"	5/16"	C5DZ 3A733-A
6AA	4 21/32"	7/16"	C7AZ 3A733-E
7AA			C7AZ 3A733-A
7AB	4 5/8"	7/16"	C5AZ 3A733-G
7AC	5 3/4"	5/16"	C5AZ 3A733-F
7AD	5"	3/8"	C7AZ 3A733-D
7AE	4 5/8"	5/16"	C7AZ 3A733-F

PULLEY			
IDENTIFICATION	O.D.	SHEAVE WIDTH	SERVICE NUMBER
80A			C8OZ 3A733-A
80B	5 1/2"	7/16"	C9OZ 3A733-B
8SA	4 5/8"	7/16"	C8SZ 3A733-A
90A	4 7/8"	5/16"	C9OZ 3A733-A
90B	6 3/8"	5/16"	C9OZ 3A733-C
D0AR 3D673-A	5 5/8"	7/16"	D0AZ 3A733-A
D0AR 3D673-B	5 13/32"	7/16"	C9TZ 3A733-D
D0OR 3D673-A	6 1/2"	7/16"	D0QZ 3A733-A
D0OR 3D673-B	6 1/4"	7/16"	D0QZ 3A733-B
D0OR 3D673-C	5 1/2"	5/16"	D0QZ 3A733-C
D1VR 3D673-AA	5 13/32"	7/16"	D1VY 3A733-A
D2VR 3D673-AA			D2VY 3A733-A
	4 11/16"	7/16"	C1SE 3A733-B
	4 7/16"	3/8"	C2OZ 3A733-A
	4 5/8"	3/8"	C3DZ 3A733-A

MODEL APPLICATION CHART

YEAR	MODEL	DESCRIPTION	QTY.	PART NUMBER
	- A -			
65	A(8 cyl.289)-w/Eaton pump	4 7/16" O.D.-1/2" sheave	1	C1SE 3A733-B
65/66	A(6 cyl.240)	Without A/C, without dual belt alternator	1	C5AZ 3A733-B
		Without A/C, with dual belt alternator	1	C5AZ 3A733-D
		With A/C, without dual belt alternator	1	C5AZ 3A733-H
	A(8 cyl.289)-w/Ford pump	Without A/C, without dual belt alternator	1	C5AZ 3A733-C
		Without A/C, with dual belt alternator	1	C5AZ 3A733-J
		With A/C	1	C7AZ 3A733-A
	A(8 cyl.352,390,428)	Without A/C, without dual belt alternator	1	C5AZ 3A733-C
		Without A/C, with dual belt alternator	1	C5AZ 3A733-G
		With A/C	1	C7AZ 3A733-A
67	A(6 cyl.240)	Without A/C, without dual belt alternator	1	C5AZ 3A733-B
		Without A/C, with dual belt alternator	1	C5AZ 3A733-D
		With A/C	1	C5AZ 3A733-H
	A(8 cyl.289)	Without A/C, without dual belt alternator	1	C5AZ 3A733-D
		Without A/C, without dual belt alternator	1	C7AZ 3A733-F
		Without A/C, with T/E	1	C7AZ 3A733-A
		With A/C	1	C7AZ 3A733-D
	A(8 cyl.390,428)	Without A/C, without dual belt alternator	1	C5AZ 3A733-C
		Without A/C, without dual belt alternator, with super extra cooling	1	C7AZ 3A733-E
		Without A/C, with dual belt alternator	1	C5AZ 3A733-G
		With A/C	1	C7AZ 3A733-A
68	A(6 cyl.240)	Without dual belt alternator	1	C5AZ 3A733-H
		With dual belt alternator	1	C5AZ 3A733-D
	A(8 cyl.302,351)	Without A/C, without T/E	1	C7AZ 3A733-F
		Without A/C, without dual belt alternator	1	C7AZ 3A733-E
		With A/C	1	C7AZ 3A733-D
	A(8 cyl.390,428)	Without A/C	1	C7AZ 3A733-E
		With A/C	1	C7AZ 3A733-A

COPYRIGHT © 1975 — FORD MOTOR COMPANY — DEARBORN, MICHIGAN

HALPERT_AUCTIONS

YEAR	MODEL	DESCRIPTION	QTY.	PART NUMBER
	3A733 PULLEY - POWER STEERING PUMP - continued			
	- A -			
69	A(6 cyl.240)		1	C5AZ 3A733-D
	A(8 cyl.302,351)	Without A/C, without T/E	1	C7AZ 3A733-F
		Without A/C, with dual belt alternator	1	C7AZ 3A733-E
		With A/C	1	C7AZ 3A733-D
	A(8 cyl.390,428)	Without A/C	1	C7AZ 3A733-E
		With A/C	1	C7AZ 3A733-A
	A(8 cyl.429)		1	C8SZ 3A733-A
70	A(6 cyl.)		1	C5AZ 3A733-D
	A(8 cyl.302,351)		1	C9TZ 3A733-D
	A(8 cyl.390)	Without A/C	1	C7AZ 3A733-E
	A(8 cyl.390,428)	With A/C	1	C7AZ 3A733-A
	A(8 cyl.428)	Without A/C	1	C9OZ 3A733-B
	A(8 cyl.429)	Without A/C	1	C9TZ 3A733-D
		With A/C	1	D0AZ 3A733-A
71/	A(6 cyl.)		1	C5AZ 3A733-D
	A(8 cyl.302,351,400)		1	C9TZ 3A733-D
	A(8 cyl. 390)	Without A/C	1	C7AZ 3A733-E
	A(8 cyl. 390)	With A/C	1	C7AZ 3A733-A
	A(8 cyl.429 exc.P/C)	Without A/C	1	C9TZ 3A733-D
		With A/C	1	D0AZ 3A733-A
	A(8 cyl.429 P/C)		1	C9TZ 3A733-D
	- B -			
65	B(6 cyl.)-w/Eaton pump	Without A/C-4 7/16" O.D.-7/16" single sheave	1	C3DZ 3A733-A
		With A/C	1	C2OZ 3A733-A
	B(8 cyl.289)-w/Eaton pump	4 7/16" O.D.-1/2" single sheave	1	C1SE 3A733-B
65/66	B(6 cyl.)-w/Ford pump	Without A/C	1	C5AZ 3A733-B
		With A/C	1	C5DZ 3A733-A
	B(8 cyl.289)-w/Ford pump	Without A/C, without dual belt alternator	1	C5AZ 3A733-C
		Without A/C, with dual belt alternator	1	C5AZ 3A733-J
		With A/C	1	C7AZ 3A733-A
	B(8 cyl.390)	Without A/C, without dual belt alternator	1	C5AZ 3A733-A
		Without A/C, with dual belt alternator	1	C5AZ 3A733-G
		With A/C	1	C7AZ 3A733-A
67	B(6 cyl.)	Without A/C	1	C5AZ 3A733-B
		With A/C	1	C5DZ 3A733-A
	B(8 cyl.289)	Without A/C, without dual belt alternator	1	C5AZ 3A733-C
		Without A/C, with dual belt alternator	1	C5AZ 3A733-D
		With A/C	1	C7AZ 3A733-D
	B(8 cyl.390,427)	Without A/C-without dual belt alternator	1	C5AZ 3A733-C
		Without A/C, with dual belt alternator	1	C5AZ 3A733-G
		With A/C	1	C7AZ 3A733-A
68	B(6 cyl.)		1	C8OZ 3A733-A
	B(8 cyl.302)	Without A/C, without dual belt alternator	1	C7AZ 3A733-F
		Without A/C, with dual belt alternator	1	C7AZ 3A733-E
		With A/C	1	C7AZ 3A733-D
	B(8 cyl.390)	Without A/C	1	C7AZ 3A733-E
	B(8 cyl.390-exc.GT)	With A/C	1	C7AZ 3A733-A
	B(8 cyl.390 GT)	With A/C	1	C7AZ 3A733-A
	B(8 cyl.428)		1	C9OZ 3A733-B
69	B(6 cyl.)		1	C9OZ 3A733-A
	B(8 cyl.302,351)	Without A/C, without dual belt alternator	1	C7AZ 3A733-A
		Without A/C, with dual belt alternator	1	C9OZ 3A733-B
		With A/C	1	C7AZ 3A733-A
	B(8 cyl.390,428)	Without A/C	1	C9OZ 3A733-B
		With A/C	1	C7AZ 3A733-A
70	B(6 cyl.)		1	D0OZ 3A733-C
	B(8 cyl.302,351)		1	D0OZ 3A733-B
	B(8 cyl.429-exc.CJ)	Without A/C	1	D0OZ 3A733-A
		With A/C	1	D0OZ 3A733-B
	B(8 cyl.429 CJ)		1	D0OZ 3A733-B
71	B(6 cyl.)		1	D0OZ 3A733-C
	B(8 cyl.302,351)		1	D0OZ 3A733-B
	B(8 cyl.429)		1	D0AZ 3A733-A

HALPERT_AUCTIONS

YEAR	MODEL	DESCRIPTION	QTY.	PART NUMBER
	3A733 PULLEY - POWER STEERING PUMP - continued			
	- B -			
72	B(6 cyl.)		1	D0OZ 3A733-C
	B(8 cyl.302,351-2V)		1	C9TZ 3A733-D
	B(8 cyl.400 exc. P/C)		1	
	B(8 cyl.351CJ)		1	D0AZ 3A733-A
	B(8 cyl.429 exc. P/C)	Without A/C	1	C9TZ 3A733-D
		With A/C	1	D0OZ 3A733-B
	B-Police (8 cyl.400,429)		1	D0AZ 3A733-A
	- F -			
65	F(6 cyl.170)	Without A/C -4 7/8" O.D.-5/16" sheave	1	C3DZ 3A733-A
		With A/C-4 7/16" O.D.-7/16" sheave	1	C2OZ 3A733-A
	F(8 cyl.260)	4 7/16" O.D.-1/2" sheave	1	C1SE 3A733-B
65/66	F(6 cyl.200)	Without A/C	1	C5AZ 3A733-B
		With A/C	1	C5DZ 3A733-A
	F(8 cyl.289)-w/Ford pump	Without A/C	1	C5AZ 3A733-C
		With A/C	1	C7AZ 3A733-A
	F(8 cyl.289)-w/Eaton pump	4 7/16" O.D.-1/2" sheave	1	C1SE 3A733-B
67	F(6 cyl.)	Without A/C	1	C5AZ 3A733-B
		With A/C	1	C5DZ 3A733-A
	F(8 cyl.289)	Without A/C	1	C5AZ 3A733-C
		With A/C	1	C7AZ 3A733-D
	F(8 cyl.390)	Without A/C, without dual belt alternator	1	C5AZ 3A733-C
		Without A/C, with dual belt alternator	1	C5AZ 3A733-G
		With A/C	1	C7AZ 3A733-A
68	F(6 cyl.)		1	C8OZ 3A733-A
	F(8 cyl.289,302)	Without A/C, without dual belt alternator	1	C7AZ 3A733-F
		Without A/C, with dual belt alternator	1	C7AZ 3A733-E
		With A/C	1	C7AZ 3A733-D
	F(8 cyl.390)	Without A/C	1	C7AZ 3A733-E
	F(8 cyl.390 exc. GT)	With A/C	1	C7AZ 3A733-A
	F(8 cyl.390 GT)	With A/C	1	C7AZ 3A733-A
69	F(6 cyl.200)		1	C8OZ 3A733-A
	F(6 cyl.250)		1	C9OZ 3A733-A
	F(8 cyl.302 exc. Boss,351)	Without A/C, without dual belt alternator	1	C7AZ 3A733-A
		Without A/C, with dual belt alternator	1	C9OZ 3A733-B
		With A/C	1	C7AZ 3A733-A
	F(8 cyl.302 Boss)		1	C9OZ 3A733-B
	F(8 cyl.390,428)	Without A/C	1	C9OZ 3A733-B
		With A/C	1	C7AZ 3A733-A
70	F(6 cyl.200)		1	C8OZ 3A733-A
	F(6 cyl.250)		1	D0OZ 3A733-C
	F(8 cyl.302 exc. Boss,351 (C)*)		1	D0OZ 3A733-B
	F(8 cyl.302 Boss)		1	D0OZ 3A733-A
	F(8 cyl.351 (W)*)		1	D0AZ 3A733-A
	F(8 cyl.390,428)	Without A/C	1	C9OZ 3A733-B
		With A/C	1	C7AZ 3A733-A
71/	F(6 cyl.)		1	D0OZ 3A733-C
	F(8 cyl.302 exc. Boss)		1	D0AZ 3A733-A
	F(8 cyl.302 Boss,351)		1	D0OZ 3A733-B
	F(8 cyl.429)		1	D0AZ 3A733-A
	- P -			
70/	P(6 cyl.170,200)		1	C8OZ 3A733-A
71/	P(6 cyl.250)		1	D0OZ 3A733-C
71	P(8 cyl.302)		1	D0OZ 3A733-B
72	P(8 cyl.302)		1	D0AZ 3A733-A
	- S -			
65	S(8 cyl.)-w/Eaton pump	4 7/16" O.D.-1/2" sheave	1	C1SE 3A733-B
65/66	S(8 cyl.)-w/Ford pump	Without A/C, without T/E	1	C5AZ 3A733-C
		Without A/C, with T/E	1	C5AZ 3A733-G
		With A/C	1	C7AZ 3A733-A

* Engine tag code

COPYRIGHT © 1975 — FORD MOTOR COMPANY — DEARBORN, MICHIGAN

HALPERT_AUCTIONS

YEAR	MODEL	DESCRIPTION	QTY.	PART NUMBER
	3A733 PULLEY - POWER STEERING PUMP - continued			
	- S -			
67	S(8 cyl.)	Without T/E	1	C7AZ 3A733-A
		With T/E	1	C7AZ 3A733-E
68/69	S(8 cyl.390)		1	C7AZ 3A733-A
	S(8 cyl.429)		1	C8SZ 3A733-A
70/71	S(8 cyl.)	Without A/C	1	C9TZ 3A733-D
		With A/C	1	D0AZ 3A733-A
72	S(8 cyl.400,429-w/o A/C		1	C9TZ 3A733-D
	S(8 cyl.429-w/A/C)		1	D2VY 3A733-A
	S(8 cyl.460		1	
	- U -			
72	U "From Ser. P40,001"		1	C7AZ 3A733-A
	- X -			
65	X(6 cyl.)-w/Eaton pump	Without A/C-4 7/16" O.D.-7/16" sheave	1	C3DZ 3A733-A
		With A/C-4 7/16" O.D.-7/16" sheave	1	C2OZ 3A733-A
	X(8 cyl.)-w/Eaton pump	4 7/16" O.D.-1/2" sheave	1	C1SE 3A733-B
65/66	X(6 cyl.)-w/Ford pump	Without A/C	1	C5AZ 3A733-B
		With A/C	1	C5DZ 3A733-A
	X(8 cyl.)-w/Ford pump	Without A/C, without dual belt alternator	1	C5AZ 3A733-C
		Without A/C, with dual belt alternator	1	C5AZ 3A733-J
		With A/C	1	C7AZ 3A733-A
67	X(6 cyl.)	Without A/C	1	C5AZ 3A733-B
		With A/C	1	C5DZ 3A733-A
	X(8 cyl.)	Without A/C, without dual belt alternator	1	C5AZ 3A733-C
		Without A/C, with dual belt alternator	1	C5AZ 3A733-D
		With A/C	1	C7AZ 3A733-D
68	X(6 cyl.)		1	C8OZ 3A733-A
	X(8 cyl.)	Without A/C, without dual belt alternator	1	C7AZ 3A733-F
		Without A/C, with dual belt alternator	1	C7AZ 3A733-E
		With A/C	1	C7AZ 3A733-D
69/70	X(6 cyl.)		1	C8OZ 3A733-A
	X(8 cyl.)	Without A/C, without dual belt alternator	1	C7AZ 3A733-F
		Without A/C, with dual belt alternator	1	C9OZ 3A733-B
		With A/C	1	C7AZ 3A733-A
65/	A,B,F,S,X	Bolt (pulley to pump)-5/16"-18 x 7/8"	1	20366-S8(B52)
		Lockwasher-5/16"		34806-S7(X64)
		Washer-flat-5/16"		353846-S8(XX120)
		Washer-flat-5/16"		44725-S8(X22)
		Key-woodruff (pulley to pump)-1/8" x 1/2"	1	74172-S(L3)
	3C733 RETAINER - MOVABLE STEERING COLUMN LOCKING LEVER SPRING			
65	A(with Automatic Trans.)		1	C3AZ 3C733-A
65/66	S		1	
	3D733 SEAL KIT - POWER STEERING GEAR ADJUSTER PLUG			
65/69	A	Saginaw gear-consists of 3 seals	1	C5AZ 3D733-A
71/	F,U		1	
	3734 ARM - STEERING IDLER - Refer to Group 3352			
	3A734 ARM - STEERING IDLER - Refer to Group 3350			
	3D734 SEAL KIT - POWER STEERING GEAR "O" RING			
65/69	A	Saginaw gear-consists of	1	C5AZ 3D734-B
71/	F,U	(1) "O" ring seal kit (1) Seal-adj. plug (1) Seal-cap to worm (1) Seal-side cover (1) Seal-valve spool (1)Seal-hsng.end plug (1) Seal-input shaft end plug		
	3738 SEAL - STEERING GEAR SECTOR SHAFT OIL			
65/	A,B,F,P,X	Rubber-23/32" I.D.-1" O.D.	1	B5S 3738-A
71/	L	Use with gear tagged #SMC-A	1	D1FZ 3738-A

Identification marking

HALPERT_AUCTIONS

YEAR	MODEL	DESCRIPTION	QTY.	PART NUMBER
	3D739 PIN - STEERING COLUMN PIVOT			
67/69	A, F, S (tilt wheel)	7/8" long with shoulder top with 5 threads	4	C7SZ 3D739-A
70/	A, F, S (tilt wheel)	9/32" diameter-5/8" long	2	D0AZ 3D739-A
	3E739 RETAINER - STEERING COLUMN COLLAR			
72	B, S		1	D2OZ 3E739-A
	3-3739 CLAMP - POWER STEERING CONTROL VALVE BALL STUD SLEEVE			
65/71	B		1	B7A 33739-A
65/70	F, X		1	
70/	P		1	
	3A740 GASKET - POWER STEERING CONTROL VALVE BODY			
65/71	B		1	C1AA 3A740-C
65/70	F, X		1	
	3B740 PLUG - POWER STEERING CONNECTING LINK BALL STUD SEAT			
65/67	B, F, X		1	C1AA 3B740-B
	3E742 SPACER - STEERING COLUMN BRACKET INSULATOR			
71/	L		1	D1FZ 3E742-A
72	B, S		1	
	3D743 BRACKET ASSY. - POWER STEERING OIL COOLER			
65	A (with A/C) "Before 3/16/65"		1	★C5AZ 3D743-A
68/70	A (428 P/C) - without A/C		1	C8AZ 3D743-A
67/69	S (with A/C)		1	C7SZ 3D743-C
68/70	A	Bolt (to pump) - 3/8"-16 x 1 1/8"	1	373162-S(BB563A)
	3A745 CAP - POWER STEERING GEAR CYLINDER			
65/69	A	Saginaw gear	1	C5AZ 3A745-A
71/	F, U		1	D1ZZ 3A745-A
	3A746 RING - POWER STEERING GEAR CYLINDER CAP RETAINING			
65/69	A	Saginaw gear	1	C5AZ 3A746-A
71/	F, U		1	
	3D746 COOLER ASSY. - POWER STEERING OIL			

OIL COOLER IDENTIFICATION CHART

An identification number appears on the front portion of the cooler assembly. The following chart will provide quick identification of the service part number when identification is known. Coolers may also be selected by year, model and description following this chart

IDENTIFICATION NUMBER	SERVICE PART NUMBER	IDENTIFICATION NUMBER	SERVICE PART NUMBER
C5AA 3D746-A	C5AZ 3D746-A	D0ZA 3D746-A	D0ZZ 3D746-A
C5AA 3D746-B	C5AZ 3D746-B	D1AA 3D746-AA	D1AZ 3D746-D
C5AA 3D746-C	C6AZ 3D746-A	D1AA 3D746-AB	D1AZ 3D746-D
C6AA 3D746-A	C6AZ 3D746-A	D1AA 3D746-BA	D2AZ 3D746-A
C8AA 3D746-A,B,C	C8AZ 3D746-A	D1AA 3D746-CA	D1AZ 3D746-E
C8OA 3D746-A	C8OZ 3D746-A	D1OA 3D746-AA	D2AZ 3D746-A
C9AA 3D746-B	C9AZ 3D746-A	D1VA 3D746-AA,AB	D1VY 3D746-B
C9AA 3D746-C	C9AZ 3D746-B	D1ZA 3D746-AA	D1ZZ 3D746-A
C9ZA 3D746-A	C9ZZ 3D746-A	D2AA 3D746-AA	D2AZ 3D746-A
D0AA 3D746-B	D1AZ 3D746-E	D2AA 3D746-BA,CA,CB	D2AZ 3D746-B
ED-D0AA 3D746-C	D1AZ 3D746-E	D2OA 3D746-AB	D2QZ 3D746-A
D0AA 3D746-D	D0AZ 3D746-D	D2SA 3D746-AC	D3SZ 3D746-A

COPYRIGHT © 1975 — FORD MOTOR COMPANY — DEARBORN, MICHIGAN

HALPERT_AUCTIONS

YEAR	MODEL	DESCRIPTION	QTY.	PART NUMBER
	3D746 COOLER ASSY. - POWER STEERING OIL - continued			
65	A	Use with Saginaw P/S gear	1	★C5AZ 3D746-B
	A "Before 3/16/65"	Use with Ford P/S gear	1	C5AZ 3D746-A
	A "From 3/16/65"		1	C6AZ 3D746-A
66/67	A		1	C6AZ 3D746-A
68	A		1	C8AZ 3D746-A
69	A(8 cyl. exc. 428 P/C)w-A/C		1	C9AZ 3D746-A
69/70	A(8 cyl. 428 P/C) "Before 9/18/69"		1	C9AZ 3D746-B
70	A(Police)-8 cyl. "From 9/18/69"		1	D0AZ 3D746-D
70	A(exc. Police)-8 cyl.		1	D1AZ 3D746-E
71	A(exc. Police)-8 cyl. 351, 390- "Before 12/2/70"		1	D1AZ 3D746-E
71/	A(exc. Police)-8 cyl. 351 "From 12/2/70"		1	D1AZ 3D746-D
	A(exc. Police)-8 cyl. 400, 429		1	
	A(Police)-8 cyl. with A/C		1	
	A-8 cyl. 390 "From 12/2/70"		1	D1AZ 3D746-E
	A(Police)-8 cyl. w/o A/C		1	D2AZ 3D746-A
72	A(exc. Police)-8 cyl. 351		1	D2AZ 3D746-A
	A(Police)-8 cyl. "Before 11/1/71"		1	
	A(Police)-8 cyl. "From 11/1/71"		1	D2AZ 3D746-B
68/70	B(8 cyl. 427, 428)		1	C8OZ 3D746-A
70	B(8 cyl. 429 SCJ)		1	D1AZ 3D746-B
71	B(8 cyl. 429 CJ)		1	D1AZ 3D746-D
72	B(exc. Police)-8 cyl. with A/C		1	D1AZ 3D746-D
	B(exc. Police)-8 cyl. w/o A/C		1	D2AZ 3D746-A
	B(Police)-8 cyl. "Before 2/15/72"		1	
	B(Police)-8 cyl. "From 2/15/72"		1	D2OZ 3D746-A
67/68	F(GT 350/500)		1	C6AZ 3D746-A
68/70	F(8 cyl. 427, 428 CJ, 429 Boss)		1	C8OZ 3D746-A
69	F(Boss 302)		1	C9ZZ 3D746-A
70	F(Boss 302)		1	D0ZZ 3D746-A
71	F(8 cyl. 302 exc. Boss)		1	D1AZ 3D746-D
	F(Boss 302 w/A/C		1	
	F(8 cyl. 351-w/A/C		1	
	F(8 cyl. 429 CJ)		1	
	F(Boss 302 w/o A/C)		1	D1ZZ 3D746-A
	F(8 cyl. 351, w/o A/C)		1	
	F(8 cyl. 429 SCJ)		1	D1AZ 3D746-B
72	F(8 cyl. 351-w/A/C)		1	D1AZ 3D746-D
67	S		1	C7SZ 3D746-A
68/69	S(with A/C)		1	C8SZ 3D746-A
70	S(8 cyl. 428)		1	D1AZ 3D746-E
71	S		1	D1AZ 3D746-D
72	S		1	D3SZ 3D746-A
72	U "From Ser. P40, 001"		1	D2TZ 3D746-A
68	B, F(8 cyl. 427, 428 CJ)	Screw (to side rail)-5/16"-18 x 5/8"	1	378459-S2(UU52K)
72	U		AR	
	3C746 CLAMP - P/S HOSE - Improvise			
	3E746 SPRING ASSY. - IGNITION SWITCH RETURN			
70/	A, F, S(tilt wheel)	7/8" approx. free length	1	D0AZ 3E746-A
	3D752 COVER - STEERING WHEEL PAD - Refer to Group 3600			
	3A754 SOCKET - POWER STEERING CONTROL VALVE BALL STUD			
65/71	B		1	C1AA 3A754-C
65/70	F, X		1	
70/	P		1	

HALPERT_AUCTIONS

YEAR	MODEL	DESCRIPTION	QTY.	PART NUMBER
	3B754 SEAT - POWER STEERING PUMP OIL FILTER RETAINING SPRING			
65	A,B,F,S,X	Depth 1/8"	1	B4AZ 3B754-A
	3C755 CLAMP - POWER STEERING CYLINDER PISTON ROD BOOT			
65/71	B		1	C3AZ 3C755-A
65/70	F,X		1	
70/	P		1	
	3756 "O" RING - POWER STEERING GEAR CONTROL VALVE TO HOUSING			
65/	A,S		1	C5AZ 3756-A
72	B	Ford gear-square cut	1	
	3757 RING KIT - POWER STEERING GEAR VALVE SPOOL RETAINING			
65/67	A,S "Before 4/1/67"	Consists of (1 ea.) WAN 3757-A, B, C, D, E Ring	1	C1SZ 3757-A
67/	A,S "From 4/1/67"	Consists of	1	C7AZ 3757-A
72	B	(1 ea.) C7AR 3757-A, B, C, D, E Ring	1	
	3A760 GASKET - POWER STEERING PUMP COVER -Also supplied in 3B584 kit			
65/	A,B,F,P,S,X		1	C9AZ 3A760-A
	3A762 CLAMP ASSY. - POWER STEERING HOSE			
65/70	A,B,F,P,S,X	Return line to pressure line at coupling	AR	C3AZ 3A762-A
65/70	A	Vacuum door lock	1or2	
67	A(except 428-4/B P/1)	Use with air leveler system-to attach 5A714 to dash panel	2	
68/71	S	Use with speed control-to attach 9C746 hose	2	
	3A764 SEAL KIT - POWER STEERING CYLINDER			
65/71	B	Consists of	1	C1AZ 3A764-A
65/70	F,X	1-C1AA 3C561-A Spacer 1-C0AA 3A753-A Scraper	1	
70/	P	1-C1AA 3A751-A Bushing 2-AJ 33656-A Seal	1	
		1-C1AA 3A752-A Seal 1-371033-S Ring		
	3B768 SPRING - STEERING COLUMN POSITION LOCK			
67	F,S(tilt column)	15/32" diameter-1" free length	2	C7SZ 3B768-A
68/	A, F, S(tilt column)		2	
	3C773 BUSHING - STEERING COLUMN SHAFT			
65/67	S		1	C3SZ 3C773-B
	3783 ACTUATOR KIT - POWER STEERING CONTROL VALVE			
66/71	B	Includes actuator assy. & roll pin	1	C6OZ 3783-B
67/70	F, X		1	
70/	P		1	

COPYRIGHT © 1975 — FORD MOTOR COMPANY — DEARBORN, MICHIGAN

HALPERT_AUCTIONS

YEAR	MODEL	DESCRIPTION	QTY.	PART NUMBER
	3790 EXTENSION - STEERING COLUMN TUBE FLANGE			
65/66	A (floor shift)	2 53/64" long-with fixed steering wheel	1	C3DZ 3790-A
67	A(with floor or console shift)		1	C7ZZ 3790-C
68	A(floor or console shift)	Fixed wheel	1	C8AZ 3790-A
	A(XL)-floor or console shift	Tilt wheel-not replaced	1	★C8AZ 3790-B
69	A(floor or console shift)	Fixed wheel-not replaced	1	★C9AZ 3790-A
	A(floor or console shift)	Tilt wheel-not replaced	1	★C9AZ 3790-B
70/	A-floor shift	Fixed wheel	1	D0AZ 3790-A
	A-floor shift	Tilt wheel	1	D0AZ 3790-B
65/66	B(floor shift)	2 53/64" long-w/fixed steering wheel	1	C3DZ 3790-A
67	B	2 53/64" long	1	C7ZZ 3790-C
68/69	B(floor or console shift)	Fixed wheel	1	C8AZ 3790-A
70/71	B-floor shift		1	D0AZ 3790-A
72	B	♯Black	1	D2FZ 3790-A
65/66	F(floor shift)	2 53/64" long-w/fixed steering wheel	1	C3DZ 3790-A
67	F(tilt wheel)	Upper-3 27/32" long	1	★C7ZZ 3790-A
	F(fixed wheel)		1	C7ZZ 3790-C
68/69	F(fixed wheel)		1	C8AZ 3790-A
	F(tilt wheel)	Not replaced	1	★C8AZ 3790-B
70/	F(fixed wheel)		1	D0AZ 3790-A
	F(tilt wheel)		1	D0ZZ 3790-A
71	L	#Black	1	D1FZ 3790-B
71/	L	#Ginger	1	D1FZ 3790-C
		#Green	1	D1FZ 3790-D
72	L	♯Black	1	D2FZ 3790-A
		#Blue	1	D1FZ 3790-A
		#Medium beige-"Before 6/26/72"	1	D2FZ 3790-B
		#Dark beige-"From 6/26/72"	1	D2FZ 3790-C
		#Avacado	1	D3FZ 3790-D
		#Orange	1	D3FZ 3790-B
71/	P-floor shift		1	D0AZ 3790-A
65/66	X(floor shift)	2 53/64" long-w/fixed steering wheel	1	C3DZ 3790-A
67	X	2 53/64" long	1	C7ZZ 3790-C
68/69	X(floor or console shift)	Fixed wheel	1	C8AZ 3790-A
67/69	F(fixed column)	Screw (to tube)-1/4"-20 x 5/16" tapping	1	379272-S7-8 (UU52H)
	3805 SEAL - POWER STEERING GEAR PISTON			
65/	A, S	3 1/32" I.D.	1	C5AZ 3805-A
72	B		1	
65/69	A	Saginaw-2 5/8" I.D.	1	C5AZ 3805-B
71/	F, U		1	
		"O" Ring-2 27/64" I.D.	1	87144-S91(T5D)
	3812 ACTUATOR - POWER STEERING GEAR VALVE			
65/69	A	Saginaw	1	C5AZ 3812-A
71/	F (P/S)	Saginaw	1	D1ZZ 3812-B
72	U		1	D3TZ 3812-A
	3839 RETAINER - STEERING COLUMN UPPER BEARING			
65/67	S	Retainer only	1	C6SZ 3839-A
65/66	A, B, X		1	
65/67	F, U		1	
72	U "From Ser. P40,001"		1	

♯ Identification marking

HALPERT_AUCTIONS

INDEX

PART NAME	GROUP NUMBER
A	
Adjuster (rear axle differential bearing)	4067
Axle assy. (rear)	4006
B	
Bearing (rear axle driving pinion pilot)	4625
Bolt (driveshaft universal joint)	4529
Bracket (rear axle bumper)	4731
Bolt (rear axle differential carrier to rear axle housing)	4347
Bolt (rear axle differential cover to housing)	4346
Bolt (rear axle differential gear)	4216
Bracket (rear axle driving pinion bearing retainer)	4298
Bracket (rear axle driving pinion bearing retainer)	4298
Bumper (rear axle)	4730
C	
Cap (rear axle universal joint knuckle dust)	4710
Carrier assy. (rear axle differential)	4141
Case assy. (rear axle differential)	4204-5
Clutch (rear axle driven)	4A233
Clutch & holdout ring assy. (rear axle differential)	4A351
Clutch & ring (rear axle)	4A234
Cone & roller (rear axle differential bearing)	4221
Cone & roller (rear axle driving pinion)	4621
Cone & roller (rear axle pinion bearing rear)	4630
Cover assy. (rear axle housing)	4033
Cup (rear axle differential bearing)	4222
Cup (rear axle driving pinion bearing)	4616, 4628, 4630
D	
Damper (rear axle drive line vibration)	4A263
Deflector (rear axle driving pinion oil seal)	4859
Differential assy. (rear axle)	4200
Differential assy. (rear axle locking)	4026, 4880
Driveshaft	4605
Driveshaft assy.	4602
Dust cap (driveshaft)	4818-20
F	
Flange assy. (rear axle universal joint)	4851
G	
Gasket (rear axle differential carrier)	4035
Gasket (rear axle driving pinion shaft oil slinger)	4671
Gasket (rear axle housing to cover)	4036
Gear (rear axle differential side)	4236-7
Gear & pitman kit (front axle differential)	4237
Guide (rear axle differential clutch plate)	4A323
H	
Hose (rear axle)	4090
Hose (rear axle housing vent)	4A001, 4A049
Hose (rear axle vent)	4A058
Housing assy. (rear axle)	4010
Hub (rear axle differential gear clutch)	4946
J	
Joint (driveshaft universal)	4997
K	
KIT - refer to appropriate noun name For example Gear & pitman kit (front axle differential)	4237
L	
Link (rear axle stabilizer)	4A343
Lock (rear axle differential bearing adjuster)	4143
Lubricator (rear axle differential)	4159
M	
Member (rear axle center drive)	4A347
P	
Pin (rear axle differential & pinion shaft lock)	4241
Pin (rear axle differential bearing cap & carrier guide)	4A106
Pinion (rear axle differential)	4215
Plate (rear axle differential clutch)	4214, 4A325, 4945
Plate (rear axle differential clutch spring preload)	4A326
Plate (rear axle differential gear clutch)	4947
R	
Reinforcement (rear axle bumper mounting)	4A182-3
Reinforcement (rear axle bumper outer bracket)	4A172
Reinforcement (rear axle drive line vibration damper)	4A079
Retainer (rear axle driving pinion pilot bearing)	4627
Retainer (rear axle rear wheel bearing outer)	4020
Retainer (rear axle side gear spring)	4A022
Retainer assy. (rear axle driving pinion)	4614
Ring (rear axle differential lock)	4588
Ring gear & pinion kit (rear axle differential)	4209

COPYRIGHT © 1975 — FORD MOTOR COMPANY — DEARBORN, MICHIGAN

INDEX

PART NAME	GROUP NUMBER
S	
Scoop (rear axle differential carrier oil)	4A050
Seal (driveshaft centering ball)	4790
Seal (driveshaft universal joint knuckle dust cap)	4820
Seal (rear axle drive pinion bearing retainer)	4669
Seal (rear axle driving pinion oil)	4676
Seal (rear axle shaft retainer washer)	4A332
Seal repair kit (rear axle yoke)	4A031
Seat (rear axle differential pinion shaft)	4420
Shaft (rear axle)	4238
Shaft (rear axle differential pinion)	4211
Shaft assy. (drive)	4602
Shaft & bearing assy. (rear axle)	4234-5&8
Shim (front axle differential bearing)	4067
Shim (front axle driving pinion)	4672
Shim (front axle pinion bearing adjusting)	4109
Shim (rear axle shaft bearing)	4374
Shim kit (rear axle differential clutch)	4A324
Sleeve (rear axle shaft seal)	4A300
Slinger (drive shaft stud yoke)	4791
Slinger (rear axle drive pinion shaft oil)	4670
Slip yoke (driveshaft universal joint)	4841
Snap ring (driveshaft universal joint bearing)	4891
Spacer (rear axle drive pinion bearing)	4662
Spring (rear axle differential clutch)	4214
Spring (rear axle driveshaft centering socket race ball)	4A073
Spring (rear axle side gear)	4A024
Stabilizer mounting kit (rear axle)	4A340
Stop (rear axle bumper)	4A171
Stud (rear axle track bar)	4269

PART NAME	GROUP NUMBER
U	
Universal joint kit (driveshaft)	4635
"U" washer (rear axle shaft retaining)	4N237
V	
Vent (rear axle housing)	4022
W	
Washer (rear axle differential pinion thrust)	4230
Washer (rear axle differential side gear thrust)	4228
Washer (rear axle differential clutch)	4214
Y	
Yoke (driveshaft center)	4784
Yoke (driveshaft centering socket)	4782

HALPERT_AUCTIONS

4001 REAR AXLE ASSY.

HOW TO FIND REAR AXLE PARTS

1. Determine the basic number of the part
   a. Use the Illustration Index to find a detailed view of the rear axle on the unit being repaired and identify the part needed.
   b. Use the Alphabetical Index which follows the General Information Section of the catalog.
2. Determine the axle model tag number
   The picture below shows the location of axle model identification tags.
3. Find the axle model tag number in the Identification Chart which starts on the next page and note the information given there about ratio, ring gear, type, wheel bearings, differential bearings and shaft splines.
4. Turn to the Group Number of the part needed and select the correct part, using the information on ring gear size, type, etc.

FORD DESIGN REAR AXLE MODEL IDENTIFICATION TAG

Effective with the 1964 models, a service identification tag was attached to the Ford design rear axles as illustrated below. Inquiries pertaining to rear axles used on 1965 and subsequent models should include the axle model identification number.

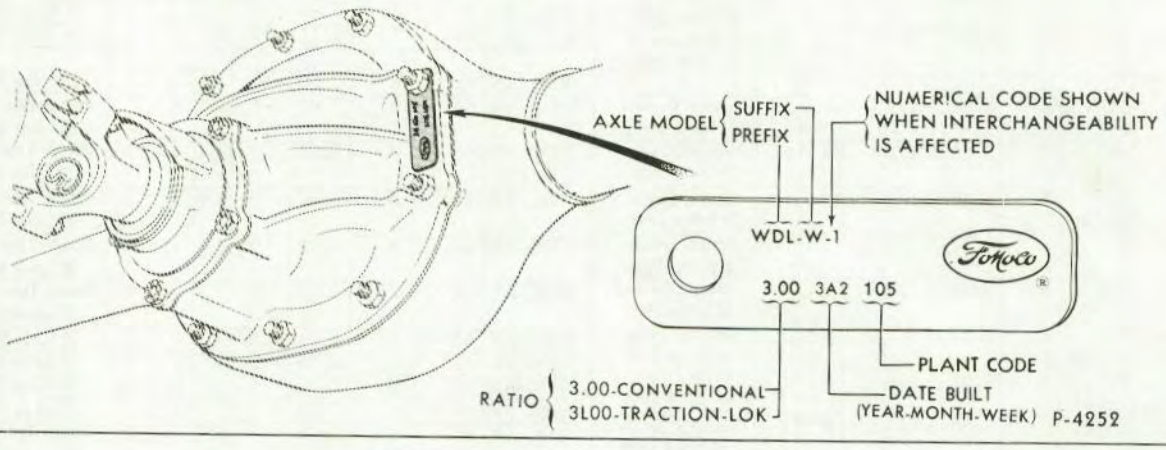

REAR AXLE IDENTIFICATION CHART

The following chart lists models of Ford design rear axles built since 1965 in alphabetical order. Axle model suffixes with numerical codes are shown where interchangeability is affected. This chart will assist in determining the application for rear axle components which are cataloged throughout Sections 40 & 46 by size, description, ratio, type of differential or reference to size of ring gear, wheel bearings & differential bearings. Abbreviations used in the "type", "whl.brg." and "diff.brg. & cup" columns have the following meanings:

TYPE

C . . . . . Conventional - 2 pinion - non-locking
C4 . . . . . Conventional - 4 pinion - non-locking
E . . . . . Equalock - 2 pinion - limited slip
E4 . . . . . Equalock - 4 pinion - limited slip
T . . . . . Traction Lok - 2 pinion - locking
T4 . . . . . Traction Lok - 4 pinion - locking

WHEEL BEARING					DIFFERENTIAL BEARING				DIFFERENTIAL CUP	
CODE	TYPE	PART NO.	I.D.(INCHES)	O.D.(INCHES)	CODE	TYPE	PART NO.	I.D.(INCHES)	PART NO.	O.D.(INCHES)
R	Straight roller	C7AZ 1225-A #R 1563-TAV	1 1/8	2 1/4	XS	Extra small	B7C 1201-A #LM 48548	1 3/8	B7C 1202-A #LM 48510	2 3/16
XS	Extra small	D1FZ 1225-A	1 3/16	2 43/64	S	Small	C1UW 4221-A #LM 29749	1 1/2	C1UW 4222-A #LM 29710	2 9/16
S	Small	D0DZ 1225-A	1 21/64	2 43/64						
M 65/71	Medium	D0AZ 1225-A #207-CC,DD	1 3/8	2 13/16	M	Medium	B7A 4221-A #LM 501349 #HM 503049	1 5/8	B7A 4222-A #LM 501310	2 57/64
M 72	Medium	D2OZ 1225-A	1 3/8	2 13/16	SL	Slim line	C9AZ 4221-A #LM 102949	1 25/32	C9AZ 4222-A #LM 102910	2 57/64
L	Large	C9AZ 1225-A	1 17/32	3 5/32	L	Large	B7A 4221-B #LM 603049	1 25/32	B7A 4222-B #LM 603011	3 1/16
					XL	Extra large	B7T 1201-A #25590	1 51/64	C3TZ 1202-B #25520	3 17/64

Industry number

COPYRIGHT © 1975 — FORD MOTOR COMPANY — DEARBORN, MICHIGAN

4001 REAR AXLE ASSY. - continued

REAR AXLE IDENTIFICATION CHART

AXLE MODEL	YEAR	CAR LINE	RATIO	RING GEAR O.D. (Inches)	* TYPE	* WHL. BRG.	* DIFF. BRG. & CUP	REMARKS
WCD-E	65	S	3.00	9	C	L	L	28 Spline Shaft
WCD-F	65	S	3.50	9	C	L	L	28 Spline Shaft
WCD-G	65	S	3.25	9	C4	L	L	28 Spline Shaft
WCD-H	66	S	3.00	9	C	L	L	28 Spline Shaft
WCD-J	66	S	3.00	9	E	L	L	28 Spline Shaft
WCL-H	65	B	3.00	8	C	M	M	28 Spline Shaft
WCL-J	65	B	3.50	8	C	M	M	28 Spline Shaft
WCL-K	65	B	3.25	8	C	M	M	28 Spline Shaft
WCL-N	65	B	2.80	7 3/4	C	M	M	28 Spline Shaft
WCU-B	65	B	3.50	9	C	M	M	Hi-Performance - 28 Spline Shaft
WCU-C	65	B	3.89	9	C	M	M	Hi-Performance - 28 Spline Shaft
WCU-D	65	B	4.11	9	C	M	M	Hi-Performance - 28 Spline Shaft
WCY-E	65	X	3.20	7 1/4	C	S	S	Integral Carrier- 24 Spline Shaft
WCY-E	65/70	F						
WCY-F	65	X	3.50	7 1/4	C	S	S	Integral Carrier- 24 Spline Shaft
WCY-F	65	F						
WCY-L	65	X	3.20	7 1/4	E	S	S	Integral Carrier- 24 Spline Shaft
WCY-L	65/66	F						
WCY-M	65	X	3.50	7 1/4	E	S	S	Integral Carrier- 24 Spline Shaft
WCY-N	65	X	2.83	7 1/4	C	S	S	Integral Carrier- 24 Spline Shaft
WCY-R	65	X	2.83	7 1/4	C	S	S	Integral Carrier - 24 Spline Shaft
WCY-R	65/70	F						
WCY-AA	65	X	2.83	7 1/4	E	S	S	Integral Carrier - 24 Spline Shaft
WCY-AA	65/66	F						
WCY-AJ, AJ1	66/68	F	3.20	7 1/4	C	S	S	Integral Carrier - 24 Spline Shaft
WCY-AJ2	69/70	F	3.08	7 1/4	C	S	S	Integral Carrier- 24 Spline Shaft
WCZ-E	65	X	2.80	8	C	M	M	28 Spline Shaft
WCZ-E	65/67	F						
WCZ-F, F1	65/70	F	3.00	8	C	M	M	28 Spline Shaft
WCZ-F2	71/	F	3.00	8	C	M	M	28 Spline Shaft
WCZ-G	65	F	3.50	8	C	M	M	28 Spline Shaft
WCZ-H	65	F	3.89	9	C	M	M	28 Spline Shaft
WCZ-J	65	F	4.11	9	C	M	M	28 Spline Shaft
WCZ-P	65	F	3.50	9	C	M	M	28 Spline Shaft
WCZ-R	66	F	3.89	9	C	M	M	28 Spline Shaft
WCZ-S	66	F	3.50	9	C	M	M	28 Spline Shaft
WCZ-T	66	F	3.50	9	E	M	M	28 Spline Shaft
WCZ-V	72	F	2.79	8	C	M	M	28 Spline Shaft
WCZ-V, V1	67/70	F	2.79	8	C	M	M	28 Spline Shaft
‡WCZ-V2	71/	F	2.79	8	C	M	M	28 Spline Shaft
WCZ-W	68	F	3.25	8	C	M	M	28 Spline Shaft
†WDC-A	72	A	2.75	9	C	L	SL	28 Spline Shaft
WDC-A, B	65	A	3.00	9	C	L	M	28 Spline Shaft
WDC-C	65	A	3.00	9	C	L	M	28 Spline Shaft
WDC-D	65	A	3.25	9	C	L	M	28 Spline Shaft
WDC-E	65	A	3.25	9	C	L	M	Damper Type Flange 28 Spline Shaft
WDC-F	65	A	3.50	9	C	L	M	28 Spline Shaft
WDC-G	65	A	3.50	9	C	L	M	Damper Type Flange 28 Spline Shaft
WDC-H	65	A	3.89	9	C	L	M	28 Spline Shaft
WDC-J	65	A	3.89	9	C	L	M	Damper Type Flange 28 Spline Shaft
WDC-K	65	A	3.00	9	C	L	L	28 Spline Shaft
WDC-L	65	A	3.25	9	C	L	L	Damper Type Flange 28 Spline Shaft
WDC-M	65	A	3.50	9	C	L	L	28 Spline Shaft
WDC-N	65	A	3.50	9	C	L	L	Damper Type Flange 28 Spline Shaft
WDC-P	65	A	3.89	9	C	L	L	Damper Type Flange 28 Spline Shaft
WDC-U	65	A	3.89	9	C4	L	L	Damper Type Flange 28 Spline Shaft
WDC-W	65	A	3.50	9	C4	L	L	31 Spline Shaft
WDC-X	65	A	4.11	9	C4	L	L	31 Spline Shaft
WDC-AA	65	A	3.50	9	C	L	L	28 Spline Shaft
WDC-AB	65	A	3.00	9	C4	L	L	Damper Type Flange 28 Spline Shaft
WDC-AC	65	A	3.25	9	C4	L	L	Damper Type Flange 28 Spline Shaft
WDC-AD	65	A	3.50	9	C4	L	L	Damper Type Flange 28 Spline Shaft
WDC-AE	65	A	3.89	9	C4	L	L	Damper Type Flange 28 Spline Shaft
WDC-AF	65	A	4.11	9	C4	L	L	Damper Type Flange 28 Spline Shaft
WDC-AG	65	A	3.00	9	C	L	L	28 Spline Shaft
WDC-AK	65	A	3.25	9	C	L	L	28 Spline Shaft
WDC-AL	65	A	3.89	9	C	L	L	28 Spline Shaft
WDC-AM	65	A	3.25	9	C	L	L	28 Spline Shaft
WDC-AN	65	A	3.25	9	C4	L	L	Damper Type Flange 28 Spline Shaft
WDC-AP	65	A	3.50	9	C	L	L	Damper Type Flange 28 Spline Shaft
WDC-AS	66/69	A	3.25	9	C	L	M	28 Spline Shaft
WDC-AT	66/68	A	3.00	9	C	L	L	28 Spline Shaft
WDC-AT	67	S						
WDC-AU	66/68	A	3.25	9	C	L	L	28 Spline Shaft
WDC-AV	66/69	A	3.00	9	C	L	M	28 Spline Shaft
WDC-AVX	66	A	3.00	9	C	L	L	28 Spline Shaft
WDC-BS	66	A	3.00	9	C	L	L	28 Spline Shaft
WDC-BT	66	A	3.00	9	C	L	L	28 Spline Shaft
WDC-BU	66	A	3.50	9	C	L	M	28 Spline Shaft
WDC-BY	66	A	3.25	9	C	L	L	28 Spline Shaft
WDC-BZ	67	S	3.00	9	C	L	L	28 Spline Shaft
◊WDC-CA	72	A	3.00	9	C	L	SL	28 Spline Shaft
WDC-CA, CA4	67/70	A	2.75	9	C	L	L	28 Spline Shaft
WDC-CA4	70/	A	2.75	9	C	L	SL	28 Spline Shaft
WDC-CAX	67	A	2.75	9	C	L	M	28 Spline Shaft
WDC-CB	67	A	3.00	9	C	M	M	28 Spline Shaft
WDC-CC, CC4	68/70	A	3.00	9	C4	L	L	28 Spline Shaft
WDC-CC4	70/	A	3.00	9	C4	L	SL	28 Spline Shaft
WDC-CE	68	A	3.25	9	C	L	L	28 Spline Shaft
WDC-CF	68	A	3.50	9	C	L	L	28 Spline Shaft
WDC-CG	68	A	3.00	9	C	L	M	28 Spline Shaft

* Refer to page 1 of section 40 for an explanation of the codes shown.

† In 1972 WDC-A is alternate with WDC-CA4

‡ In 1972 WCZ-V2 is alternate with WCZ-V

◊ In 1972 WDC-CA is alternate with WDC-CS

HALPERT_AUCTIONS

4001 REAR AXLE ASSY. - continued

REAR AXLE IDENTIFICATION CHART

AXLE MODEL	YEAR	CAR LINE	RATIO	RING GEAR O.D. (Inches)	* TYPE	* WHL. BRG.	* DIFF. BRG. & CUP	REMARKS
WDC-CH	68	A	3.25	9	C	L	M	28 Spline Shaft
WDC-CJ	68	A	2.75	9	C	L	L	28 Spline Shaft
WDC-CK, CK4	68/70	A	3.25	9	C	L	L	28 Spline Shaft
WDC-CK4	70/	A	3.25	9	C	L	SL	28 Spline Shaft
WDC-CL	68/69	A	3.25	9	C4	L	L	28 Spline Shaft
WDC-CM	68/69	A	3.50	9	C4	L	L	28 Spline Shaft
WDC-CN, CN4	69/70	A	2.75	9	C4	L	L	28 Spline Shaft
WDC-CN4	70/	A	2.75	9	C4	L	SL	28 Spline Shaft
WDC-CR	69/70	A	3.25	9	C4	L	L	28 Spline Shaft
WDC-CR	72	A	3.25	9	C4	L	SL	28 Spline Shaft
† WDC-CR4	70/	A	3.25	9	C4	L	SL	28 Spline Shaft
WDC-CS	70	A	3.00	9	C	L	L	28 Spline Shaft
WDC-CS	70/	A	3.00	9	C	L	SL	28 Spline Shaft
WDD-B,D	65	A	3.00	9	C	M	M	28 Spline Shaft
WDD-C	65	A	3.00	9	C	M	M	Damper Type Flange 28 Spline Shaft
WDD-E	65	A	3.50	9	C	M	M	28 Spline Shaft
WDD-F	65	A	3.50	9	C	M	M	Damper Type Flange 28 Spline Shaft
WDD-G,J	65	A	3.00	9	C	M	L	Damper Type Flange 28 Spline Shaft
WDD-H	65	A	3.00	9	C	M	L	28 Spline Shaft
WDD-K	66	A	3.50	9	C	M	M	28 Spline Shaft
WDD-L	66	A	3.00	9	C	M	M	28 Spline Shaft
WDD-LX	66	A	3.00	9	C	M	L	28 Spline Shaft
WDD-T	66	A	3.00	9	C	M	M	28 Spline Shaft
WDD-TX	66	A	3.00	9	C	M	L	28 Spline Shaft
WDE-B	65	S	3.00	9	E	L	L	28 Spline Shaft
WDJ-B	65/66	F,X	2.80	8	E	M	M	28 Spline Shaft
WDJ-C,C1	65/69	F	3.00	8	E	M	M	28 Spline Shaft
WDJ-C2	69	F	3.00	8	T2	M	M	28 Spline Shaft
WDK-A	65	B	3.00	8	E	M	M	28 Spline Shaft
WDK-B	65	B	3.50	8	E	M	M	28 Spline Shaft
WDK-C	65	B	3.25	8	E	M	M	28 Spline Shaft
WDL-A	65	A	3.00	9	E	L	M	28 Spline Shaft
WDL-B	65	A	3.25	9	E	L	M	28 Spline Shaft
WDL-C,D	65	A	3.25	9	E	L	M	Damper Type Flange 28 Spline Shaft
WDL-E	65	A	3.00	9	E	L	L	28 Spline Shaft
WDL-F	65	A	3.25	9	E	L	L	Damper Type Flange 28 Spline Shaft
WDL-H	65	A	3.50	9	E	L	M	28 Spline Shaft
WDL-K	65	A	3.25	9	E	L	L	28 Spline Shaft
WDL-L	65	A	3.25	9	E	L	L	Damper Type Flange 28 Spline Shaft
WDL-M	66	A	3.25	9	E	L	M	28 Spline Shaft
WDL-N	66/68	A	3.00	9	E	L	L	28 Spline Shaft
WDL-P	66	A	3.50	9	E	L	M	28 Spline Shaft
WDL-W, W1, W4	66/69	A	3.00	9	E	L	M	28 Spline Shaft
WDL-W5	69	A	3.00	9	T	L	M	28 Spline Shaft
WDL-W1X	67	A	3.00	9	E	L	L	28 Spline Shaft
WDL-Z	67/68	A	3.25	9	E	L	M	28 Spline Shaft
WDL-AA, AA4	68/69	A	2.75	9	E	L	L	28 Spline Shaft
WDL-AA5	69	A	2.75	9	T2	L	L	28 Spline Shaft
WDL-AB	68	A	3.00	9	E	L	M	28 Spline Shaft
WDL-AC, AC4	68/69	A	3.25	9	E	L	M	28 Spline Shaft
WDL-AC5	69	A	3.25	9	T	L	M	28 Spline Shaft
WDL-AD	68	A	2.75	9	E	L	L	28 Spline Shaft
WDL-AE	68/69	A	3.25	9	E	L	L	28 Spline Shaft
WDL-AE5	69	A	3.25	9	T	L	L	28 Spline Shaft
WDL-AF	69	A	2.75	9	E4	L	L	28 Spline Shaft
WDL-AF5	69	A	2.75	9	T4	L	L	28 Spline Shaft
WDL-AG	69	A	3.25	9	E4	L	L	28 Spline Shaft
WDL-AG5	69	A	3.25	9	T4	L	L	28 Spline Shaft
WDL-ZX	67	A	3.25	9	E	L	L	28 Spline Shaft
WDO-M2	71	F	3.25	9	T4	M	SL	31 Spline Shaft
WDT-F	66/70	A	2.80	9 3/8	C	L	XL	31 Spline Shaft
WDT-G	66/68	A,S	3.00	9 3/8	C	L	XL	31 Spline Shaft
WDT-H	66	A	3.00	9 3/8	E	L	XL	31 Spline Shaft
WDT-H	67	S						
WDT-J	66/68	A	3.25	9 3/8	C	L	XL	31 Spline Shaft
WDT-L	66/68	A	3.50	9 3/8	C	L	XL	31 Spline Shaft
WDT-N	66/68	A	3.25	9 3/8	E	L	XL	31 Spline Shaft
WDT-R	66/70	A	3.25	9 3/8	C	L	XL	Damper Type Flange 31 Spline Shaft
WDT-S	66/68	A	3.50	9 3/8	C	L	XL	Damper Type Flange 31 Spline Shaft
WDT-T	66/68	A	3.25	9 3/8	E	L	XL	Damper Type Flange 31 Spline Shaft
WDT-U	66/68	A	2.80	9 3/8	E	L	XL	31 Spline Shaft
WDT-Z	67	S	3.00	9 3/8	C	L	XL	31 Spline Shaft
WDT-AA	67	S	3.00	9 3/8	E	L	XL	31 Spline Shaft
WDT-AG	68	S	2.80	9 3/8	C	L	XL	31 Spline Shaft
WDT-AH	68	S	3.00	9 3/8	C	L	XL	31 Spline Shaft
WDT-AJ	68	S	2.80	9 3/8	E	L	XL	31 Spline Shaft
WDT-AK	68	S	3.00	9 3/8	E	L	XL	31 Spline Shaft
WDT-AL	68/70	A	3.25	9 3/8	C	L	XL	31 Spline Shaft
WDT-AM	68/69	A	3.50	9 3/8	C	L	XL	Damper Type Flange 31 Spline Shaft
WDT-AN	68/69	A	3.25	9 3/8	E	L	XL	Damper Type Flange 31 Spline Shaft
WDT-AR	68	A	2.80	9 3/8	C	L	XL	31 Spline Shaft
WDT-AS	68/69	A	2.80	9 3/8	E	L	XL	31 Spline Shaft
WDT-AU	69/70	A	3.00	9 3/8	C	L	XL	31 Spline Shaft
WDT-AV	69	A	3.00	9 3/8	E	L	XL	31 Spline Shaft
WDT-AY	69	A	3.25	9 3/8	E	L	XL	31 Spline Shaft
WDT-BA	69	A	3.00	9 3/8	C	L	XL	31 Spline Shaft
WDV-A,B	66/70	P,X	2.83	7 1/4	C	S	S	Integral Carrier-24 Spline Shaft
WDV-C	66/68	X	3.20	7 1/4	C	S	S	Integral Carrier-24 Spline Shaft
WDV-D	66	X	2.83	7 1/4	E	S	S	Integral Carrier-24 Spline Shaft
WDV-E	66/68	X	3.20	7 1/4	E	S	S	Integral Carrier-24 Spline Shaft
WDV-F	66	X	3.20	7 1/4	C	S	S	Integral Carrier-24 Spline Shaft
WDV-G	67/69	X	3.20	7 1/4	C	S	S	Integral Carrier-24 Spline Shaft

* Refer to page 1 of section 40 for an explanation of the codes shown.

† In 1972 WDC-CR4 is alternate with WDC-CR

COPYRIGHT © 1975 — FORD MOTOR COMPANY — DEARBORN, MICHIGAN

4001 REAR AXLE ASSY. - continued

REAR AXLE IDENTIFICATION CHART

AXLE MODEL	YEAR	CAR LINE	RATIO	RING GEAR O.D. (Inches)	* TYPE	* WHL. BRG.	* DIFF. BRG. & CUP	REMARKS
WDV-H	67/68	X	3.20	7 1/4	E	S	S	Integral Carrier-24 Spline Shaft
WDV-H1	69	X	3.08	7 1/4	E	S	S	Integral Carrier-24 Spline Shaft
WDV-J	70	P	2.83	7 1/4	C	S	S	Integral Carrier 24 Spline Shaft
WDV-K	70	P	3.08	7 1/4	C	S	S	Integral Carrier 24 Spline Shaft
WDV-L	70	P	3.20	7 1/4	C	S	S	Intregal Carrier 24 spline shaft
WDV-M	70	P	2.79	8	C	S1	M	28 spline shaft
WDV-N	70	P	3.00	8	C	S1	M	28 spline shaft
WDV-R	71	L	3.55	6 3/4	C	XS	XS	23 spline shaft
WDV-T	71	L	3.18	6 3/4	C	XS	XS	23 spline shaft
WDW-A	66/67	B	2.80	8	C	M	M	28 Spline Shaft
WDW-B, B1	66/	B	3.00	8	C	M	M	28 Spline Shaft
WDW-C	66/70	B	2.25	8	C	M	M	28 Spline Shaft
WDW-D	66/67	B	3.50	8	C	M	M	28 Spline Shaft
WDW-E	66/67	X	2.80	8	C	M	M	28 Spline Shaft
WDW-F	67/70	X	3.00	8	C	M	M	28 Spline Shaft
WDW-J	67/70	X	2.79	8	C	M	M	28 Spline Shaft
WDW-K	67	B	2.79	8	C	M	M	28 Spline Shaft
WDW-K1	68/71	B	2.79	8	C	M	M	28 Spline Shaft
WDW-K2	68	B	2.75	9	C	M	M	28 Spline Shaft
WDW-L	70/	P	3.00	8	C	S1	M	28 Spline Shaft
WDW-M	70/	P	2.79	8	C	S1	M	28 Spline Shaft
WDW-T	71/	P	2.79	8	C	M	M	28 spline shaft
WDW-U	71/	P	3.00	8	C	M	M	28 spline shaft
WDY-A,A1	66/	B, X	3.00	8	C	M	M	28 Spline Shaft
WDY-B	66/	B, X	3.25	8	C	M	M	28 Spline Shaft
WDY-C	66/67	B, X	3.50	8	C	M	M	28 Spline Shaft
WDY-F	72	B	3.00	8	C	M	M	28 spline shaft
WDY-G	72	B	2.79	8	C	M	M	28 spline shaft
WDZ-A	66	X	2.80	8	E	M	M	28 Spline Shaft
WDZ-B,B1	66/69	B	3.00	8	E	M	M	28 Spline Shaft
WDZ-B2	69	X	3.00	8	T	M	M	28 Spline Shaft
WDZ-C	66/68	B	3.25	8	E	M	M	28 Spline Shaft
WDZ-E	67/69	X	3.00	8	E	M	M	28 Spline Shaft
WDZ-E1	69	X	3.00	8	T	M	M	28 Spline Shaft
WEA-A,A1	66/69	B, X	3.00	8	E	M	M	28 Spline Shaft
WEA-A2	69	B, X	3.00	8	T	M	M	28 Spline Shaft
WEA-B	66/67	B, X	3.50	8	E	M	M	28 Spline Shaft
WEA-F,F1	66/69	B, X	3.25	8	E	M	M	28 Soline Shaft
WEA-F2	69	B, X	3.25	8	T	M	M	28 Spline Shaft
WEB-B	66	B	3.00	9	C	M	L	28 spline shaft 1330 "U" joint
WEB-B1	66	B	3.00	9	C	M	L	28 spline shaft 1310 "U" joint
WEB-B5	67	B	3.00	9	C	M	L	28 spline shaft 1330 "U" joint
WEB-C	66/67	B	3.25	9	C	M	L	28 Spline Shaft
WEB-E	66/70	B	3.00	9	C4	M	L	28 Spline Shaft
WEB-F	66/69	B	3.25	9	C4	M	L	28 Spline Shaft 1330 Flange
†WEB-F	72	B	3.25	9	C4	M	SL	28 Spline Shaft
WEB-G	67	B	3.89	9	C4	M	L	31 Spline Shaft
WEB-H, H2	67/70	B	2.75	9	C	M	L	28 Spline Shaft
WEB-H2	70/	B	2.75	9	C	M	SL	28 spline shaft
WEB-J	67/68	B	2.75	9	C4	M	L	28 Spline Shaft
WEB-K	68	B	3.25	9	C4	M	L	31 Spline Shaft
WEB-L	69/70	B	3.50	9	C4	M	L	31 Spline Shaft
WEB-L	70/71	B	3.50	9	C4	M	SL	31 spline shaft
WEB-L3	71	B	3.50	9	C4	M	SL	28 spline shaft
WEB-M	69/70	B	3.00	9	C4	M	L	28 Spline Shaft 1310 Flange
WEB-M	70/71	B	3.00	9	C4	M	SL	28 spline shaft
WEB-P	69	B	2.75	9	C4	M	L	28 Spline Shaft
WEB-R	69/70	B	3.00	9	C	M	L	28 spline shaft
WEB-R	70/71	B	3.00	9	C	M	SL	28 spline shaft
WEB-S	69	B	3.25	9	C	M	L	28 Spline Shaft
WEB-T	69/70	B	3.25	9	C4	M	L	28 Spline Shaft
WEB-T	70/71	B	3.25	9	C4	M	SL	28 spline shaft
WEB-Z	69/70	B	3.00	9	C4	M	L	31 Spline Shaft
WEB-AA	69/70	B	3.25	9	C4	M	L	31 Spline Shaft
WEB-AA	70/71	B	3.25	9	C4	M	SL	31 spline shaft
WEB-AA3	71	B	3.25	9	C4	M	SL	28 spline shaft
WEB-AD	72	B	2.75	9	C	M	SL	28 spline shaft
WEB-AF	72	B	3.25	9	C4	M	SL	28 spline shaft
◊WEB-AG	72	B	3.00	9	C	M	SL	28 spline shaft
WEB-AH	72	B	3.25	9	C4	M	SL	28 spline shaft
WEB-AM	72	B	3.25	9	C2	M	SL	28 spline shaft
WEC-A	66	B	3.00	9	C	M	L	28 spline shaft 1330 "U" joint
WEC-A1	66	B	3.00	9	C	M	L	28 spline shaft 1310 "U" joint
WEC-A5	67	B	3.00	9	C	M	L	28 spline shaft 1330 "U" joint
WEC-B	66/67	B	3.25	9	C	M	L	28 Spline Shaft
WEC-D	66/70	B	3.00	9	C4	M	L	28 Spline Shaft 1330 Flange
WEC-E	66/69	B	3.25	9	C4	M	L	28 Spline Shaft
WEC-F	67	B	2.75	9	C	M	L	28 Spline Shaft
WEC-G	67	B	2.75	9	C4	M	L	28 Spline Shaft
WEC-H	69/70	B	3.00	9	C4	M	L	28 Spline Shaft 1310 Flange
WEC-K	69/70	B	3.00	9	C	M	L	28 Spline Shaft
WEC-K	70/	B	3.00	9	C	M	SL	28 spline shaft
WEC-L	69/70	B	3.25	9	C4	M	L	28 Spline Shaft
WEC-L	70/71	B	3.25	9	C4	M	SL	28 spline shaft
WEC-N	69	B	3.25	9	C	M	L	28 Spline Shaft
WEC-R	69/70	B	3.50	9	C4	M	L	31 Spline Shaft
WEC-R	70/71	B	3.50	9	C4	M	SL	31 spline shaft
WEC-S	69/70	B	3.25	9	C4	M	L	31 Spline Shaft
WEC-S	70/71	B	3.25	9	C4	M	SL	31 spline shaft
WEC-S3	71	B	3.25	9	C4	M	SL	28 spline shaft
WEC-T	71	B	3.00	9	C4	M	SL	31 spline shaft
WEC-T3	71	B	3.00	9	C4	M	SL	28 spline shaft
WEC-V	72	B	3.50	9	C4	M	SL	28 spline shaft
WEC-Z	72	B	3.25	9	C4	M	SL	28 spline shaft
WEC-AB	72	B	3.00	9	C	M	SL	28 spline shaft
◊WEC-AG	72	B	3.00	9	C	M	SL	28 spline shaft
‡WEC-AH	72	B	3.25	9	C4	M	SL	28 spline shaft
WED-A,A1	66	B	3.25	9	E	M	L	28 Spline Shaft
WED-A4, A5, A6	66/68	B	3.25	9	E4	M	L	28 Spline Shaft
WED-C	66/67	B	3.00	9	E	M	L	28 Spline Shaft
WED-D	66/68	B	3.00	9	E4	M	L	28 Spline Shaft
WED-E	68	B	3.50	9	E4	M	L	28 Spline Shaft
WED-F,F1	66/69	B, X	3.25	All	E	M	M	28 Spline Shaft
WEE-A	66	B	3.25	9	E	M	L	28 Spline Shaft
WEE-C	66/67	B	3.00	9	E	M	L	28 Spline Shaft
WEE-D	66/68	B	3.00	9	E4	M	L	28 Spline Shaft
WEF-D	66	S	2.80	9 3/8	C	L	XL	31 Spline Shaft
WEF-E	66	S	2.80	9 3/8	E	L	XL	31 Spline Shaft
WEF-H	66	S	3.00	9 3/8	C	L	XL	31 Spline Shaft
WEF-J	66	S	3.00	9 3/8	E	L	XL	31 Spline Shaft

* Refer to page 1 of Section 40 for an explanation of the codes shown.

◊ WEC-AG is alternate with WEB-AG

† In 1972 WEB-F is alternate with WEB-AF

‡ In 1972 WEC-AH is alternate with WEB-AH

HALPERT_AUCTIONS

4001 REAR AXLE ASSY. - continued

REAR AXLE IDENTIFICATION CHART

AXLE MODEL	YEAR	CAR LINE	RATIO	RING GEAR O.D. (Inches)	*TYPE	*WHL. BRG.	*DIFF. BRG. & CUP	REMARKS
WEM-A, A2	66/70	U	4.11	9	C	M	M	28 Spline Shaft
WEM-A2	70/	U	4.11	9	C	M	SL	28 spline shaft
WEM-B	66/69	U	4.11	9	E	M	M	28 Spline Shaft
WEM-BIX	67	U	4.11	9	E	M	L	28 Spline Shaft
WEM-C, C2	66/70	U	4.57	9	C	M	M	28 Spline Shaft
WEM-C2	70/	U	4.57	9	C	M	SL	28 spline shaft
WEM-D	66/67	U	4.57	9	E	M	M	28 Spline Shaft
WEM-E, E2	66/70	U	3.50	9	C	M	M	28 Spline Shaft
WEM-E2	70/	U	3.50	9	C	M	SL	28 spline shaft
WEM-F	66/69	U	3.50	9	E	M	M	28 Spline Shaft
WEM-FIX	67	U	3.50	9	E	M	L	28 Spline Shaft
WEN-A, A2	66/70	U	4.11	9	C	L	M	28 Spline Shaft
WEN-A2	70/	U	4.11	9	C	M	SL	28 spline shaft
WEN-B	66/69	U	4.11	9	E	L	M	28 Spline Shaft
WEN-BIX	67	U	4.11	9	E	L	L	28 Spline Shaft
WEN-C	66/67	U	4.57	9	C	L	M	28 Spline Shaft
WEN-D	66/67	U	4.57	9	E	L	M	28 Spline Shaft
WEN-E, E2	66/70	U	3.50	9	C	L	M	28 Spline Shaft
WEN-E2	70/	U	3.50	9	C	M	SL	28 spline shaft
WEN-F	66/69	U	3.50	9	E	L	M	28 Spline Shaft
WEN-FIX	67	U	3.50	9	E	L	L	28 Spline Shaft
WER-A	67/69	A	3.10	8 1/2	C	R	M	Integral Carrier
WER-C	67/69	A	2.80	8 1/2	C	R	M	Integral Carrier
WER-E	69	A	3.25	8 1/2	C	R	M	Integral Carrier
WER-F	69/	A	2.75	8.7	C	R	SL	Integral Carrier
WER-G	69-71	A	3.07	8.7	C	R	SL	Integral Carrier
WER-H	69/	A	3.25	8.7	C	R	SL	Integral Carrier
WER-J	72	A	2.75	8.7	C	R	SL	Integral Carrier
WES-F	67/70	F	3.00	9	C4	M	L	28 Spline Shaft
WES-G	67	F	3.25	9	E4	M	L	28 Spline Shaft
WES-H	67/68	F	3.50	9	C4	M	L	28 Spline Shaft
WES-J	67	F	3.89	9	C4	M	L	28 Spline Shaft
WES-K	67	F	3.50	9	E4	M	L	28 Spline Shaft
WES-M	68/70	F	3.25	9	C4	M	L	28 Spline Shaft
WES-N	68	F	3.00	9	C	M	M	28 Spline Shaft
WES-P	68	F	3.25	9	C	M	M	28 Spline Shaft
WES-R	68	F	3.25	9	E	M	M	28 Spline Shaft
WES-S	68	F	2.75	9	C4	M	L	28 Spline Shaft
WES-T	69/70	F	2.75	9	C	M	L	28 Spline Shaft
WES-T1	70	F	2.75	9	C	M	SL	28 spline shaft
WES-T1	72	F	2.75	9	C	M	SL	28 spline shaft
♦WES-T2	71/	F	2.75	9	C	M	SL	28 spline shaft
WES-U	68	F	3.50	9	C4	M	L	31 Spline Shaft
WES-V	68	F	3.00	9	E	M	M	28 Spline Shaft
WES-Y	68	F	3.50	9	E4	M	L	31 Spline Shaft
WES-Z	68	F	3.00	9	E4	M	L	28 Spline Shaft
WES-AA	69/70	F	3.00	9	C	M	L	28 Spline Shaft
WES-AA	70/	F	3.00	9	C	M	SL	28 spline shaft
WES-AB	69/70	F	3.25	9	C	M	L	28 Spline Shaft
WES-AB	70	F	3.25	9	C	M	SL	28 spline shaft
WES-AB2	71/	F	3.25	9	C	M	SL	28 spline shaft
WES-AC	69/70	F	3.00	9	C4	M	L	28 spline shaft
WES-AD	72	F	3.25	9	C4	M	SL	28 spline shaft
WES-AD	69/70	F	3.25	9	C4	M	L	28 spline shaft
WES-AD	70	F	3.25	9	C4	M	SL	28 spline shaft
†WES-AD2	71/	F	3.25	9	C4	M	SL	28 spline shaft
WES-AE	69/70	F	3.50	9	C4	M	L	31 Spline Shaft
WES-AE	70	F	3.50	9	C4	M	SL	31 spline shaft
WES-AE2	71	F	3.50	9	C4	M	SL	31 spline shaft
WES-AE3	71	F	3.50	9	C4	M	SL	28 spline shaft
WES-AG	69/70	F	2.75	9	C4	M	L	28 Spline Shaft
WES-AG	70/	F	2.75	9	C4	M	SL	28 spline shaft
WES-AH	69/70	F	3.00	9	C4	M	L	31 Spline Shaft
WES-AH	70/	F	3.00	9	C4	M	SL	31 spline shaft
WES-AJ	69/70	F	3.25	9	C4	M	L	31 Spline Shaft
WES-AJ	70	F	3.25	9	C4	M	SL	31 spline shaft
WES-AJ2	71	F	3.25	9	C4	M	SL	31 spline shaft
WES-AJ3	71	F	3.25	9	C4	M	SL	28 spline shaft
WES-AK	71	F	3.50	9	C4	M	SL	28 spline shaft
WES-AK2	72	F	3.50	9	C4	M	SL	28 spline shaft
WEZ-A	67/68	B	3.20	7 1/4	C4	M	S	Integral Carrier 24 Spline Shaft
WEZ-C	67/68	B	2.83	7 1/4	C4	M	S	Integral Carrier 24 Spline Shaft
WFA-A, C	69	B	3.25	9	T4	M	L	28 Spline Shaft
WFA-B	69	B	3.00	9	T4	M	L	28 Spline Shaft
WFA-D	69/70	B	3.25	9	T4	M	L	28 Spline Shaft
WFA-D	70/71	B	3.25	9	T4	M	SL	28 spline shaft
WFA-E	69/70	B	3.25	9	T4	M	L	28 Spline Shaft
WFA-E	70/71	B	3.25	9	T4	M	SL	28 spline shaft
WFA-G,H	69/70	B	3.00	9	T4	M	L	28 Spline Shaft
WFA-G,H	70/71	B	3.00	9	T4	M	SL	28 spline shaft
WFA-J	70	B	3.00	9	T4	M	L	28 Spline Shaft
WFA-L	72	B	3.25	9	C4	M	SL	28 spline shaft
WFA-L4	72	B	2.75	9	T4	M	SL	28 spline shaft
WFA-M	72	B	3.25	9	T4	M	SL	28 spline shaft
WFA-N	72	B	3.00	9	T4	M	SL	28 spline shaft
WFA-R	72	B	3.25	9	T4	M	SL	28 spline shaft
WFA-S	72	B	3.00	9	T4	M	SL	28 spline shaft
WFB-A	69/70	F	3.25	9	T4	M	L	28 Spline Shaft
WFB-C	69/70	F	3.25	9	T4	M	L	28 Spline Shaft
WFB-C	70	F	3.25	9	T4	M	SL	28 spline shaft
WFB-C	72	F	3.25	9	T4	M	SL	28 spline shaft
‡WFB-C2	71/	F	3.25	9	T4	M	SL	28 spline shaft
WFB-D	69/70	F	3.00	9	T4	M	L	28 spline shaft
WFB-D	70/	F	3.00	9	T4	M	SL	28 spline shaft
WFB-D2	72	F	2.75	9	T4	M	SL	28 spline shaft
WFC-A	69	B	3.50	9	T4	M	L	31 Spline Shaft
WFC-B	68/70	B	3.91	9	T4	M	L	31 Spline Shaft
WFC-C	68/70	B	4.30	9	T4	M	L	31 Spline Shaft
WFC-D	69	B	3.91	9	T4	M	L	31 Spline Shaft
WFC-E	69	B	3.91	9	T4	M	L	31 Spline Shaft
WFC-F	69/70	B	3.91	9	T4	M	L	31 Spline Shaft
WFC-G	69/70	B	3.00	9	T4	M	L	31 Spline Shaft
WFC-J	69/70	B	3.50	9	T4	M	L	31 Spline Shaft
WFC-J	70/71	B	3.50	9	T4	M	SL	31 spline shaft
WFC-J	72	B	3.50	9	T4	M	SL	28 spline shaft
WFC-J3	71	B	3.50	9	T4	M	SL	28 spline shaft
WFC-K	69	B	4.30	9	T4	M	L	31 Spline Shaft
WFC-L	69/70	B	3.50	9	T4	M	L	31 Spline Shaft
WFC-L	70/71	B	3.50	9	T4	M	SL	31 spline shaft
WFC-L	72	B	3.50	9	T4	M	SL	28 spline shaft
WFC-L3	71	B	3.50	9	T4	M	SL	28 spline shaft
WFC-M	69	B	3.00	9	T4	M	L	31 Spline Shaft
WFC-N, R	70	B	3.25	9	T4	M	L	31 Spline Shaft
WFC-N, R	70/71	B	3.25	9	T4	M	SL	31 spline shaft
WFC-N3, RS	71	B	3.25	9	T4	M	SL	28 spline shaft
WFC-S	71	B	3.00	9	T4	M	SL	31 spline shaft
WFC-S3	71	B	3.00	9	T4	M	SL	28 spline shaft
WFC-T	72	B	3.25	9	T4	M	SL	28 spline shaft

* Refer to page 1 of section 40 for an explanation of the codes shown.

♦ In 1972 WES-T2 is alternate with WES-T1

† In 1972 WES-AD2 is alternate with WES-AD

‡ In 1972 WFB-C2 is alternate with WFB-C

COPYRIGHT © 1975 — FORD MOTOR COMPANY — DEARBORN, MICHIGAN

HALPERT_AUCTIONS

4001 REAR AXLE ASSY. - continued

REAR AXLE IDENTIFICATION CHART

AXLE MODEL	YEAR	CAR LINE	RATIO	RING GEAR O.D. (inches)	* TYPE	* WHL. BRG.	* DIFF. BRG. & CUP	REMARKS
WFD-A	69/70	F	3.50	9	T4	M	L	31 Spline Shaft
WFD-B	68/70	F	3.91	9	T4	M	L	31 Spline Shaft
WFD-C	68/70	F	4.30	9	T4	M	L	31 Spline Shaft
WFD-D	69/70	F	3.91	9	T4	M	L	31 Spline Shaft
WFD-D	70	F	3.91	9	T4	M	SL	31 spline shaft
WFD-D	72	F	3.91	9	T4	M	SL	31 spline shaft
◊WFD-D2	71/	F	3.91	9	T4	M	SL	31 spline shaft
WFD-E	69/70	F	4.30	9	T4	M	L	31 Spline Shaft
WFD-F	69/70	F	3.50	9	T4	M	L	31 Spline Shaft
WFD-F	70	F	3.50	9	T4	M	SL	31 spline shaft
WFD-F2	71	F	3.50	9	T4	M	SL	31 spline shaft
WFD-F3	71/	F	3.50	9	T4	M	SL	28 spline shaft
WFD-J	69	F	3.25	9	T4	M	L	31 Spline Shaft
WFD-K,L	69/70	F	3.00	9	T4	M	L	31 Spline Shaft
WFD-M	70	F	3.25	9	T4	M	L	31 Spline Shaft
WFD-M	70	F	3.25	9	T4	M	SL	31 spline shaft
WFD-M2	71	F	3.25	9	T4	M	SL	31 spline shaft
WFD-M3	71	F	3.25	9	T4	M	SL	28 spline shaft
WFG-A	70	A	2.75	9	T	L	L	28 Spline Shaft
WFG-A	70/	A	2.75	9	T	L	SL	28 spline shaft
WFG-C	70	A	3.25	9	T	L	L	28 Spline Shaft
WFG-C	70/	A	3.25	9	T	L	SL	28 spline shaft
WFG-D	70	A	2.75	9	T4	L	L	28 Spline Shaft
WFG-D	70/	A	2.75	9	T4	L	SL	28 spline shaft
WFG-E	70	A	3.25	9	T4	L	L	28 Spline Shaft
WFG-E	70/	A	3.25	9	T4	L	SL	28 spline shaft
WFG-G	70	A	3.00	9	T4	L	L	28 Spline Shaft
WFG-G	70/	A	3.00	9	T4	L	SL	28 spline shaft
WFG-J	72	A	3.00	9	T	L	SL	28 spline shaft
WFH-A	70	A	3.25	9 3/8	T	L	XL	Torsional Damper 31 Spline Shaft
WFH-B	70	A	2.80	9 3/8	T	L	XL	31 Spline Shaft
WFH-C	70	A	3.25	9 3/8	T	L	XL	31 Spline Shaft
WFH-D	70	A	3.00	9 3/8	T	L	XL	31 Spline Shaft
WFJ-A	70/	B	3.00	8	T	M	M	28 Spline Shaft
WFK-A	70/	B	3.00	8	T	M	M	28 Spline Shaft
WFK-B	70/	B	3.25	8	T	M	M	28 Spline Shaft
WFK-C	72	B	3.00	8	T	M	M	28 spline shaft
WFL-A	70	F	3.00	8	T	M	M	28 spline shaft
WFL-A	72	F	3.00	8	T	M	M	28 spline shaft
†WFL-A2	71/	F	3.00	8	T	M	M	28 spline shaft
WFL-B	72	F	2.79	8	T	M	M	28 spline shaft
WFN-A	70	S	2.80	9 3/8	T	L	XL	31 Spline Shaft
WFN-B	70	S	3.00	9 3/8	T	L	XL	31 Spline Shaft
WFN-F2	70/71	S	3.00	9 3/8	T	L	XL	31 Spline Shaft
•WFN-F3	72	S	3.25	9 3/8	T	M	XL	31 spline shaft
•WFN-F4	72	S	3.25	9 3/8	T	M	XL	31 spline shaft
WFN-G2	70/71	S	2.80	9 3/8	T	L	XL	31 Spline Shaft
•WFN-G2	72	S	2.80	9 3/8	T	M	XL	31 spline shaft
•WFN-G4	72	S	2.80	9 3/8	T	M	XL	31 spline shaft
•WFN-H4	72	S	3.00	9 3/8	T	M	XL	31 spline shaft
•WFN-J	72	S	3.00	9 3/8	T	M	XL	31 spline shaft
‡WFN-5	72	S	3.00	9 3/8	T	M	XL	31 spline shaft
WFP-A, A2	70	U	4.11	9	T	M	M	28 spline shaft
WFP-A2	70/	U	4.11	9	T	M	SL	28 spline shaft
WFP-B, B2	70	U	3.50	9	T	M	M	28 spline shaft
WFP-B2	70/	U	3.50	9	T	M	SL	28 spline shaft
WFR-A, A2	70	U	4.11	9	T	L	M	28 spline shaft
WFR-A2	70/	U	4.11	9	T	L	SL	28 spline shaft
WFR-B, B2	70	U	3.50	9	T	L	M	28 spline shaft
WFR-B2	70/	U	3.50	9	T	L	SL	28 spline shaft
WFS-B	70/71	P	3.00	8	T	S1	M	28 Spline Shaft
WFS-C	71	P	3.00	8	T	M	M	28 spline shaft
WFU-D	70	B	4.30	9	N	M	L	31 Spline Shaft
WFU-E	70	F	4.30	9	N	M	L	31 Spline Shaft
WFU-E	70	F	4.30	9	T4	M	SL	31 spline shaft
WFU-E1	71	F	4.11	9	T4	M	SL	31 spline shaft
WFV-A	70	S	2.75	9	T4	L	L	28 Spline Shaft
WFV-A	70/71	S	2.75	9	T4	L	SL	28 spline shaft
WFV-A	72	S	2.75	9	T4	M	SL	28 spline shaft
WFV-A4,5	72	S	2.75	9	T4	M	SL	28 spline shaft
WFV-B	70	S	3.00	9	T4	L	L	28 Spline Shaft
WFV-B	70/71	S	3.00	9	T4	L	SL	28 spline shaft
WFV-B3	72	S	3.25	9	T4	M	SL	28 spline shaft
WFV-B4,5	72	S	3.00	9	T4	M	SL	28 spline shaft
WFV-C	72	S	3.00	9	T4	M	SL	28 spline shaft
WFV-C4	72	S	3.00	9	T4	M	SL	28 spline shaft
WFV-D5	72	S	2.75	9	T4	L	SL	28 spline shaft
WFV-E	72	S	3.00	9	T4	L	SL	28 spline shaft
WFV-F5	72	S	3.25	9	T4	L	SL	28 spline shaft
WGA-A	69/70	S	2.80	9 3/8	C	L	XL	31 Spline Shaft
WGA-B	69/70	S	3.00	9 3/8	C	L	XL	31 Spline Shaft
WGA-C	69	S	2.80	9 3/8	E	L	XL	31 Spline Shaft
WGA-D	69	S	3.00	9 3/8	E	L	XL	31 Spline Shaft
WGA-E	69	S	2.80	9 3/8	C4	L	XL	31 Spline Shaft
WGA-E2	70/71	S	2.80	9 3/8	C	L	XL	31 Spline Shaft
•WGA-E2	72	S	2.80	9 3/8	C	M	XL	31 spline shaft
•WGA-E4	72	S	2.80	9 3/8	C	M	XL	31 spline shaft
WGA-F	69	S	3.00	9 3/8	C	L	XL	31 Spline Shaft
WGA-F2	70/71	S	3.00	9 3/8	C	L	XL	31 Spline Shaft
•WGA-F3	72	S	3.25	9 3/8	C	M	XL	31 spline shaft
•WGA-L4	72	S	3.00	9 3/8	C	M	XL	31 spline shaft
WGB-C	70	S	2.75	9	C4	L	L	28 spline shaft
WGB-C	70/	S	2.75	9	C4	L	SL	28 spline shaft
WGB-D	70	S	3.00	9	C4	L	L	28 spline shaft
WGB-D	70/71	S	3.00	9	C4	L	SL	28 spline shaft
WGB-D3	72	S	3.25	9	C4	M	SL	28 spline shaft
WGB-D4,5	72	S	3.25	9	C4	M	SL	28 spline shaft
WGB-E	72	S	2.75	9	C	M	SL	28 spline shaft
WGB-E4,5	72	S	2.75	9	C	M	SL	28 spline shaft
WGB-F	72	S	3.00	9	C	M	SL	28 spline shaft
WGB-F4	72	S	3.00	9	C	M	SL	28 spline shaft
WGB-G	72	S	2.75	9	C4	M	SL	28 spline shaft
WGB-G4,5	72	S	2.75	9	C4	M	SL	28 spline shaft
WGB-H	72	S	3.00	9	C4	M	SL	28 spline shaft
WGB-H4	72	S	3.00	9	C4	M	SL	28 spline shaft
WGB-J	72	S	2.75	9	C	L	SL	28 spline shaft
WGB-K5	72	S	2.75	9	C4	L	SL	28 spline shaft
WGB-L	72	S	3.00	9	C	L	SL	28 spline shaft
WGB-N5	72	S	3.25	9	C4	L	SL	28 spline shaft
WGF-A	71/	L	3.55	6 3/4	C	XS	XS	23 spline shaft
WGF-C	72	L	3.18	6 3/4	C	XS	XS	23 spline shaft
WGF-D	72	L	3.55	6 3/4	C	X5	X5	23 spline shaft
WGF-E	72	L	2.78	6 3/4	C4	X5	X5	23 spline shaft

* Refer to page 1 of section 40 for an explanation of the codes shown.

† In 1972 WFL-A2 is alternate with WFL-A

‡ In 1972 WFN-5 is alternate with WFN-J

◊ In 1972 WFD-D2 is alternate with WFD-D

• Production inadvertently installed axle tags with 9 3/8" ring gear model identification on some vehicles that have 9" ring gears. Vehicles with 9" ring gears can be identified by the differential carrier which has four horizontal and one vertical reinforcement rib and a 4 1/2" I.D. pinion hole. If a service differential carrier is installed it can be identified by five horizontal and two vertical reinforcement ribs and an "N" embossed between the two vertical ribs.

HALPERT_AUCTIONS

YEAR	MODEL	AXLE IDENTIFICATION	PART NUMBER	QTY.	DESCRIPTION
	4A001 HOSE - REAR AXLE HOUSING - VENT - Improvise from 9324 or 17543 bulk hose				
65/	A, B, F, S, X		C9AZ 8287-A	1	Clamp-9/16" hose
65/	B		★353473-S8	1	Clip (rubber coated)
65/	B, F		355428-S(KK9)	1	Grommet-.50" diam. hole
65/	B		40923-S8(U264)	1	Screw (tube to underbody)-
66	U			1	5/16"-18 x 1/2" washer head tapping
68	S		55981-S(U254E)	1	Screw (to underbody)-1/4"-14
68	S		374998-S(GG213A)	1	Clip (to underbody)

YEAR	MODEL	AXLE MODEL IDENTIFICATION NO.	PART NUMBER	QTY.	RATIO	GEAR SIZE	EQUA LOCK	DESCRIPTION
	‡ **4006 AXLE ASSY. - REAR INTEGRAL**							
69/	A	WER-F	D0AW 4006-G	1	2.75	8.7"	No	

YEAR	MODEL	AXLE IDENTIFICATION	PART NUMBER	QTY.	DESCRIPTION
	4010 HOUSING ASSY. - REAR AXLE				
	- A -				
66/68	A	WDC exc. CB, WDL, WDT	C6AZ 4010-H	1	Standard or locking axle
68	A	WDC, WDL		1	
67/68	A	WER	D0AZ 4010-B	1	Integral axle
69/72	A	WDC, WDL, WDT, WFG, WFH	D0VY 4010-A	1	
69/72	A	WER	C9AZ 4010-D	1	Integral axle-use with C9AZ 4022-A on vehicles with 8 1/2", 8.7" ring gear
	- B -				
68/69	B(exc. 66, 71), (8" R/G)	WDW(exc. K2), WDZ	C9OZ 4010-D	1	Medium wheel brgs. -44 1/2" spring seat center
67/69	B(66, 71), (8" R/G)	WDY, WEA	C9OZ 4010-A	1	Medium wheel brgs.-41 1/4" spring seat center
65	B(9" R/G)	WCU	C3OZ 4010-C	1	Backing plate flange inside of hsg. tube-use C4OZ 1177-A seal
68/69	B(exc. 66, 71), (9" R/G)	WDW-K2, WEB, WED, WFC, WFA-A, E	C9OZ 4010-C	1	Medium wheel brgs. -44 1/2" spring seat center
66/69	B(66, 71), (9" R/G)	WEC, WEE, WFA-B, C	C9OZ 4010-B	1	Medium wheel brgs.-41 3/16" spring seat center
70/71	B(exc. 66, 71), (8" R/G)	WDW, WFJ	D0OZ 4010-B	1	44 7/16" center spring seats-Medium size wheel brg.
70/71	B(66, 71), (8" R/G)	WDY, WFK	D0OZ 4010-A	1	41 3/16" center spring seats-Medium size wheel brg.
70/71	B (exc. 66, 71), (9" R/G)	WEB, WFA-E, G WFC-B, C, G, N	D0OZ 4010-C	1	44 7/16" center spring seats- Medium size wheel brg.
70	B	WFU-D		1	No-spin differential
70/71	B(66, 71), (9" R/G)	WEC, WFA-D, H, J, WFC-F, J, R	D0OZ 4010-D	1	41 5/16" center spring seats-Medium size wheel brg.
72	B(8" R/G)	All	D2OZ 4010-A	1	
72	B(9" R/G)	All	D2SZ 4010-B	1	
	- F -				
65/66	F(7 1/4" R/G)	WCY	C4DZ 4010-G	1	Integral carrier
67/69	F(7 1/4" R/G)	WCY	C7ZZ 4010-A	1	Integral carrier
70	F(7 1/4" R/G)	WCY	D0ZZ 4010-B	1	Integral carrier
65/66	F(8" R/G)	WCZ, WDJ	C4DZ 4010-F	1	Includes (1) 378511-S clamp
67/69	F(8" R/G)	WCZ, WDJ	C7ZZ 4010-E	1	
70	F(8" R/G)	WCZ, WFL	D0ZZ 4010-A	1	
71/	F(8" R/G)	WCZ, WFL	D1ZZ 4010-A	1	Medium wheel bearing

‡ Rear axle assemblies although not normally stocked as service items may be obtained from the nearest assembly plant when used in current production. Order through your local distribution center.

COPYRIGHT © 1975 — FORD MOTOR COMPANY — DEARBORN, MICHIGAN

FINAL ISSUE

YEAR	MODEL	AXLE IDENTIFICATION	PART NUMBER	QTY.	DESCRIPTION
	4010 HOUSING ASSY. - REAR AXLE - continued				
	- F -				
67/68	F(9" R/G) "Before 4/1/68"	WES, WFD	C9ZZ 4010-B	1	
68/70	F(9" R/G)- "From 4/1/68 to 6/1/70"	WES, WFB, WFD, WFU	D0ZZ 4010-C	1	
70	F(9" R/G)- "From 6/1/70 to 9/25/70"	WES, WFB, WFD, WFU	D0ZZ 4010-D	1	
70	F(9" R/G)- "From 9/25/70"	WES, WFB, WFD, WFU	D0ZZ 4010-E	1	
71/	F(9" R/G)	WES, WFB, WFD, WFU	D1ZZ 4010-B	1	Medium wheel bearing
	- L -				
71/72	L(71), (6 3/4" R/G)	All	@D2FZ 4010-B	1	Extra small wheel bearing
	- P -				
70	P(7 1/4" R/G)	WDV	D0DZ 4010-A	1	Small wheel brg. -Integral carrier
70/	P(8" R/G)	WDV, WDW, WFS	D0DZ 4010-B	1	Small wheel brg. -w/4 stud wheel
71/	P(8" R/G)	WDW, WFS	D0DZ 4010-D	1	Medium wheel brg. -w/5 stud wheel
	- S -				
67/68	S	WDC, WDT	C6AZ 4010-H	1	Standard or locking axle
70	S "Before 1/19/70"	All	D0SZ 4010-A	1	Without sure-track
70	S	All	D0SZ 4010-C	1	With sure-track
70	S "From 1/19/70"	All		1	Without sure-track
69	S	WGA		1	
71	S	All		1	
72	S(9" R/G)	All	D2SZ 4010-B	1	
72	S(9 3/8" R/G)	All	D2SZ 4010-B	1	
	- U -				
66	U(2700 lb.) - "Before Ser. 844, 001"	WEM-A, B, C, D, E, F	C6TZ 4010-B	1	Medium wheel bearings
66	U(3300 lb.)- "Before Ser. 844, 001"	WEN-A, B, C, D, E, F	C6TZ 4010-A	1	Large wheel bearings
66/70	U "From Ser. 844, 001 to Ser. J30, 001"	WEM, WFP	D0TZ 4010-C	1	Medium wheel bearing
70/	U "From Ser. J30, 001"	WEM, WFP	D0TZ 4010-H	1	Medium wheel bearing
67/70	U "Before Ser. J30, 001"	WEN, WFR	D0TZ 4010-D	1	Large wheel bearing
66	U "From Ser. 844, 001"	WEN-A1, B1, C1, D1, E1, F1		1	
70/	U "From Ser. J30, 001"	WEN, WFR	D0TZ 4010-J	1	Large wheel bearing
	- X -				
65	X(7 1/4" R/G)	WCY	C4DZ 4010-G	1	Small wheel brg. 2 43/64" O. D. - 1 21/64" I. D.
65	X(8" R/G)	WCZ, WDJ	C4DZ 4010-F	1	Includes (1) 378511-S clamp- medium wheel bearing
66	X(8" R/G)	WDY, WEA	C9OZ 4010-A	1	Medium wheel brgs. -41 1/4" spring seat centers
66/70	X(7 1/4" R/G)	WDV	C6DZ 4010-B	1	Small wheel brg. 2 7/16" I. D.
66/70	X(8" R/G)- "Before 9/30/69"	WDW, WDZ	C6DZ 4010-C	1	Medium wheel brgs. -44 1/2" spring seat centers-includes lubricator
70	X(8" R/G)- "From 9/30/69	WDW	D0DZ 4010-C	1	Medium wheel bearing- 44 1/2" spring seat centers
67/70	X(8" R/G)	WDY, WEA	C9OZ 4010-A	1	Medium wheel bearings.- 41 3/16" spring seat centers
65/	A		358048-S(PP43)	1	Plug(filler)- 3/4"-14 -sq. countersunk
65/	A, B, F, S, X			1	Plug (drain)
65	A		87675-S(P17)	1	Plug(drain&fill)-1/2"-14-hex.countersunk
70	P	WDV		1	
65/	A, B, F, S, U		379166-S(PP54-N)	1	Plug (filler) -7/8" -18-hex. head
			352733-S100(XX247)	1	Washer(plug sealing)-7/18" flat
65/	A, B, P, S, X		373820-S(XX155A)	5	Washer-flat (housing to carrier)- lower bolts-3/8"
66/	A	All	382599-S100 (MM173MZ)	2	Nut-1/2"-13 attach spring retainer to axle seat

@ Use with (2) pieces D2FZ 5A313-A wedge on 1971 vehicles

HALPERT_AUCTIONS

YEAR	MODEL	AXLE IDENTIFICATION	PART NUMBER	QTY.	DESCRIPTION
	4010 HOUSING ASSY. - REAR AXLE - continued				
65/	F, X(6 cyl.)		★43005-S	4	Bolt(cap to carrier)-3/8"-16 x 1 7/8" -locking
70/	F	WES, WFB, WFD, WFJ	310485-S(P12B)	AR	Plug (filler)-3/8"-24-hex.head
66/	U		377574-S7-8(PP41B)	1	Plug (filler)-7/8" -18-hex. head
	4020 RETAINER - REAR WHEEL BEARING - OUTER				
65/	A, B, F, S, P, U, X		C8UZ 4020-A	2	Used with medium wheel bearings
65/	A, S(exc. skid control), U		C6AZ 4020-A	2	Used with large wheel bearings
65	F, X		C3DZ 4020-A	2	Used with small wheel bearings
70/71	P			2	
71/	L		D1FZ 4020-A	2	Use with small wheel bearings
72	B		385262-S	8	Attach 4020 to 4010
	4022 VENT - REAR AXLE HOUSING				
65/66	A		C2AZ 4022-C	1	Right angle outlet
67/68	A, S		★C7AZ 4022-A	1	Press in type for 3/8" hole-R/B C2AZ 4022-C (3-73)
69/	A(8 1/2" & 8.7" R/G)		★C9AZ 4022-B	1	3/8"-24 x 1 3/8"-r/b D1FZ 4022-A (10-74)
69/71	A, S (9" & 9 3/8" R/G)		C9AZ 4022-A	1	7/16"-20
72	B, S(9" & 9 3/8" R/G)		D2OZ 4022-A	1	45° angle-9/16"-18 thread
72	B(8" R/G)		D2OZ 4022-B	1	45° angle-1/2"-20 thread
67/71	B(66, 71), X(71)		C7OZ 4022-A	1	2 1/8" long-1/2" -20 thread-3/4" long
66/71	B(exc. 66, 71)		D1OZ 4022-A	1	2 1/8" long-7/16"-20 thread
65/66	B			1	
71/	P(with 10" brakes & 5 stud axle)			1	
66/	U			1	
65/70	X(exc.71)			1	
65/	F		C5ZZ 4022-B	1	
71/	L		D1FZ 4022-A	1	
70/	P(with 9" brakes & 4 stud axle)		D1OZ 4022-B	1	
66	S		C2AZ 4022-A	1	
	4A022 RETAINER - REAR AXLE SIDE GEAR SPRING				
65/67	A(8 cyl. 427)		C5AZ 4A022-A	2	1 5/8" I. D. -2 3/8" O. D. -1 5/32" thick-
70/71	B, F	WFU-D, E		2	no spin differential
	4A024 SPRING - REAR AXLE SIDE GEAR				
65/67	A(8 cyl. 427)		C5AZ 4A024-A	2	1 11/32" free length-1 7/8" O. D. -
70/71	B, F	WFU-D, E		2	no spin differential
	4026 DIFFERENTIAL ASSY. - FRONT AXLE LOCKING				
71/	U		D1UZ 4026-C	1	4.09 ratio
			D1UZ 4026-D	1	3.54 ratio
	4026 DIFFERENTIAL ASSY. - REAR AXLE LOCKING				
69/70	A, B, F, S, U (9" R/G)	All	▲C9OZ 4026-B	1	Large differential brg., 28 spline shafts 2 or 4 pinion
70/	A, B, F, S, U(9" R/G)	All		1	Slim-line differential brg., 28 spline shaft, 2 or 4 pinions
70	A, S(9 3/8 R/G)	All	D0AZ 4026-A	1	XL differential brg., 31 spline shafts,
71/	S(9 3/8" R/G)	All		1	2 or 4 pinion
68/	B, F(9" R/G)		§D3TZ 4026-A	1	Large or Slim-line diff. brg., 31 spline
72	A(9" R/G)			1	shaft
69/71	B, F, P, X(8" R/G)	All	C9OZ 4026-D	1	Medium differential brg., 28 spline shaft
72	B, F(8" R/G)	All		1	
70	B, F (9" R/G)	WFU-D, E	D0OZ 4026-A	1	Dapco No-spin w/large or Slim-line
71	F(9" R/G)	WFU-E1		1	diff.brg., 31 spline shaft
	4A031 SEAL REPAIR KIT - REAR AXLE				
68/	S		C8SZ 4A031-A	2	

▲ When used to replace differential assy. with medium differential bearing, use slim-line bearing (C9AZ 4221-A) and cup (C9AZ 4222-A).

COPYRIGHT © 1975 — FORD MOTOR COMPANY — DEARBORN, MICHIGAN

FINAL ISSUE

YEAR	MODEL	AXLE IDENTIFICATION	PART NUMBER	QTY.	DESCRIPTION
	4033 COVER ASSY. - FRONT AXLE HOUSING				
66/71	U Front drive axle - "Before Ser.K20,001"	Dana (Spicer) 30	C6TZ 4033-D	1	
71/	U Front drive axle - "From Ser.K20,001"	Dana (Spicer) 44	D1UZ 4033-A	1	
	4033 COVER ASSY. - REAR AXLE HOUSING				
67/69	A(8 1/2" R/G)	WER	C7AZ 4033-A	1	
69/	A(8.7" R/G)	WER	C9AZ 4033-A	1	
65/70	B,F,P,X (6 3/4", 7",7 1/4" R/G)		C1DW 4033-A	1	
71/	L(6 3/4" R/G)		D1FZ 4033-A	1	
65/70	F,X		20348-S8(B77)	8	Bolt (cover to carrier)-3/8"-16 x 3/4"
71/	L			8	
65/70	F,X		34807-S8(X66)	8	Lockwasher-3/8"
71/	L			8	
	4035 GASKET - REAR AXLE DIFFERENTIAL CARRIER				
65/	A,B,F,S,U (9" & 9 3/8" R/G)		B7A 4035-A	1	
65/	B,F,P,X(7 3/4",8" R/G)		C9OZ 4035-A	1	Carrier to housing
	4036 GASKET - REAR AXLE HOUSING TO COVER				
67/68	A(8 1/2" R/G)	WER	C7AZ 4036-A	1	
69/	A(8.7" R/G)	WER	C9AZ 4036-A	1	
65/70	B,F,P,X(6 3/4",7 1/4" R/G)		C1DZ 4036-A	1	Cover to housing
71/	L(6 3/4" R/G)		D1FZ 4036-B	1	Cover to housing
66/71	U Front drive axle - "Before Ser.K20,001"	Dana (Spicer) 30	C7TZ 4036-A	1	Cover to housing
71/	U Front drive axle - "From Ser.K20,001"	Dana (Spicer) 44	C7TZ 4036-B	1	Cover to housing
	4A049 HOSE - REAR AXLE HOUSING VENT -Improvise from B4C 4090-A or 9324 bulk hose				
65/70	A,B		★375416-S35	1	Clamp-19/32" hose-r/b C9AZ 8287-A
65/70	A,B		C9AZ 8287-A	1	Clamp-9/16" hose
	4A050 SCOOP - REAR AXLE DIFFERENTIAL CARRIER OIL				
65/67	A,B,F,S,U,X (7 3/4", 8",9" R/G)	Except WDT,WEF	C2OZ 4A050-A	1	
66/67	A,S (9 3/8" R/G)	WDT,WEF	C6AZ 4A050-A	1	2 5/16" I.D.-3/4" thick
	4067 ADJUSTER - REAR AXLE DIFFERENTIAL BEARING				
65/	A,B,F,P,U,X		B7AZ 4067-A	2	Nut-2 31/32"-16-for medium bearing carriers-includes 1-C6AZ 4143-B lock
70/	A,B,F,S,U	All		2	W/ Slim-line bearing
65/70	A,B,F,S,U		B9AZ 4067-A	2	Nut-3 5/32"-16 for large bearing carriers-includes 1-C6AZ 4143-B lock
66/	A,S		C6AZ 4067-B	2	Nut-3 11/32"-16-for extra large bearing carriers-includes 1-C6AZ 4143-B lock
65/70	B,F,P,X(7 1/4" R/G)		C0DZ 4067-A	2	Nut-2 5/8"-16-for integral carrier
71/	L(6 3/4")			2	
	4067 SHIM - FRONT AXLE DIFFERENTIAL BEARING				
66/71	U-front drive axle - "Before Ser.K20,001"		8M 4067-A	AR	2 1/4" O.D.-1 49/64" I.D.-.003" thick
			8M 4067-B	AR	.005" thick
			8M 4067-C	AR	.010" thick
			8M 4067-D	AR	.030" thick
71/	U-front drive axle - "From Ser.K20,001"		8L 4067-A	AR	1 5/16" I.D.-.003" thick
			8L 4067-B	AR	.005" thick
			8L 4067-C	AR	.010" thick
			8L 4067-D	AR	.030" thick
	4A073 SPRING - DRIVE SHAFT CENTERING SOCKET RACE BALL				
67	S(57)		C3VY 4A073-A	1	
69/	U(w/Dana shaft)		C9TZ 4A073-A	1	Serviced only for front shaft

HALPERT_AUCTIONS

YEAR	MODEL	AXLE IDENTIFICATION	PART NUMBER	QTY.	DESCRIPTION
	4A079 REINFORCEMENT - REAR AXLE DRIVE LINE VIBRATION DAMPER - IMPROVISE				
	4090 HOSE - REAR AXLE				
65/67	A		B3T 4090-B	AR	1/2" I. D. -25 ft. roll
65/69	A,B,F,P,S,U,X		C9PZ 4090-F (KK-6)	AR	15/32" I.D.-13/16" O.D.- 50 ft.roll
65/69	A,B,F,P,S,U,X		C9PZ 4090-C (KK-3)	AR	3/4" I.D.-29/32" O.D.-10 ft.roll
65/	A,B,F,L,P,S,U,X		C9PZ 4090-G (KK-7)	AR	11/32" I.D.-11/16" O.D.-50 ft.roll
65/	A,B,F,L,P,S,U,X		C9PZ 4090-E (KK-5)	AR	1/2" I.D.-15/16" O.D.-50 ft.roll
	4A106 PIN - REAR AXLE DIFFERENTIAL CAP & CARRIER GUIDE				
66/68	A,S "Before 11/20/67"	WDT,WEF	C6AZ 4A106-A	2	1 9/32" O. D. -15/32" I. D. -1" long
66/68	A,S "Before 11/20/67"	WDT,WEF	377146-S(BB401E)	2	Bolt (cap to carrier)-7/16"-13 x 2 3/4" locking
	4109 SHIM - FRONT PINION BEARING ADJUSTING				
66/71	U(front drive axle) "Before Ser.K20,001"	Dana (Spicer) 30	C6TZ 4109-A	AR	.003" thick
			C6TZ 4109-B	AR	.005" thick
71/	U(front drive axle) - "From Ser.K20,001"	Dana (Spicer) 44	8M 4109-B	AR	.005" thick
			8M 4109-C	AR	.010" thick
	4141 CARRIER ASSY. - REAR AXLE DIFFERENTIAL				
65/70	A,B,F,S,U,X		C0AZ 4141-C	1	9" R/G w/med.brgs. & cups
66/67	A,S		C6AZ 4141-B	1	9 3/8" ring gear extra lge.carrier brgs.
68/69	A,S		C6AZ 4141-C	1	9 3/8" ring gear-extra lge.carrier brgs.
65/	A,B,F,S,U		▲D0OZ 4141-A	1	9" R/G w/Slim-line or large diff. rg.-includes (2) B7AZ 4067-A adjusters
70/	A,S		D0TZ 4141-A	1	9 3/8" R/G with XL bearings & cups
65/66	B,F,X		★C2OZ 4141-C	1	8" R/G with medium bearings & cups-repl. by C2OZ 4141-D (2-74)
67/	B,F,P,X		C2OZ 4141-D	1	8" R/G with medium bearings & cups
65/	A (8 cyl. 406, 427)		372116-S(MM140E)	10	Nut (carrier to hsg.)-3/8"-24 thickload
65/	A,F,S,X		20538-S8(B125)	4	Bolt(cap to carrier)-1/2"-13 x 2 1/4"
			34809-S8(X68)		Washer-1/2" Lock
65/	A,B,F,S,U,X		373820-S(XX155A)	10	Washer (5 bottom carrier to housing bolts)-3/8" flat
			34445-S7(M80)		Nut-carrier to hsg. 3/8"-24 (hex. lock)
66/68	A,S "Before 11/20/67"	WDT,WEF	377146-S(BB401E)	2	Bolt (cap to carrier)-7/16"-13 x 2 3/4" locking-use with 4A106
68/	A,S "From 11/20/67"	WDT,WEF	46108-S(B271D)	2	Bolt (cap to carrier)-1/2"-13 x 2 1/4" locking
67	A,B,F,S,U,X		87675-S(P17)	1	Plug-filler 1/2"-14
	4143 LOCK - REAR AXLE DIFFERENTIAL BEARING ADJUSTER				
65/	A,B,F,S,U,X(7 3/4", 8", 8 1/2",8.7",9",9 3/8" R/G)		C6AZ 4143-B	2	
65/70	B,F,X (6 3/4",7",7 1/4" R/G)		D0ZZ 4143-A	2	
71/	L(6 3/4" R/G)			2	
70	P(7 1/4" R/G)			2	
65/	A,B,F,P,S,X		350211-S(BB413)	2	Bolt(lock to diff.brg.cap)-5/16"-18 x 7/16"
65/	B,X		34806-S7(X64)		Lockwasher-5/16"
	4159 LUBRICATOR - REAR AXLE DIFFERENTIAL				
65/67	A,B,F,S,U(9" R/G)		B9A 4159-A	1	With locking axle
65/67	B,F,X(7 3/4",8" R/G)		C4OZ 4159-A	1	With locking axle
	4A171 STOP - REAR AXLE BUMPER				
66/	U		C6TZ 4A171-A	2	
	4A172 REINFORCEMENT - REAR AXLE BUMPER OUTER BRACKET - IMPROVISE				

▲ When used to replace large differential bearing carrier, use (2) B7AZ 4067-A adjuster. (2) C9AZ 4221-A cone and roller assembly and (2) C9AZ 4222-A cup. When used to replace medium differential bearing carrier, use existing (2) B7AZ 4067-A adjuster, (2) B7A 4221-A cone and roller assembly and (2) B7A 4222-A cup.

COPYRIGHT © 1975 — FORD MOTOR COMPANY — DEARBORN, MICHIGAN

FINAL ISSUE

YEAR	MODEL	AXLE IDENTIFICATION	PART NUMBER	QTY.	RATIO	GEAR SIZE	LOCK	DESCRIPTION
‡ 4200 **DIFFERENTIAL ASSY. - REAR AXLE -** For integral type assy. refer to Group 4006								
	- A -							
67/	A	WDC-CA, CJ	C7AW 4200-BF	1	2.75	9"	No	Large or Slim-line bearing
67/	A	WDC-AU, CK	C7AW 4200-AN	1	3.25	9"	No	Large or Slim-line bearing
68/	A	WDC-CE, CL, CR	C8AW 4200-B	1	3.25	9"	No	Large bearing
69/	A	WDC-CN	C9AW 4200-C	1	2.75	9"	No	
70/	A	WFG-A	D0AW 4200-A	1	2.75	9"	Yes	Traction Lok
70/	A	WFG-D	D0AW 4200-D	1	2.75	9"	Yes	Traction Lok
70/	A	WDC-CS	D0AW 4200-S	1	3.00	9"	No	Large bearing
70/	A	WFG-G, L	D0AW 4200-T	1	3.00	9"	Yes	Large bearing-
70/	A	WFG-C	D0AW 4200-C	1	3.25	9"	Yes	Traction Lok
70/	A	WFG-E	D0AW 4200-E	1	3.25	9"	Yes	Traction Lok 28 spline shaft
	- B -							
67/	B	WDW-K, K1, WDY-G	C7OW 4200-F	1	2.79	8"	No	
67/	B	WDW-B, WDY-A, F	C7OW 4200-G	1	3.00	8"	No	
67/	B	WDW-C, WDY-B	C7OW 4200-H	1	3.25	8"	No	
68/70	B	WFC-B, E, F	C8OW 4200-C	1	3.91	9"	Yes	
69/71	B	WEB-H	C9OW 4200-H	1	2.75	9"	No	
69/71	B	WEB-T, WEC-L	C9OW 4200-K	1	3.25	9"	No	
69/71	B	WFA-D, E	C9OW 4200-V	1	3.25	9"	Yes	
70/	B	WDW-A, WFJ-A, WFK-A, C	D0OW 4200-A	1	3.00	8"	Yes	Traction Lok
70/	B	WFK-B	D0OW 4200-B	1	3.25	8"	Yes	Traction Lok
71	B	WFC-S3	D1OW 4200-E	1	3.00	9"	Yes	
71	B	WEB-L3	D1ZW 4200-D	1	3.50	9"	No	
71	B	WFC-J3, L3	D1ZW 4200-F	1	3.50	9"	Yes	
72	B	WEB-AD, H2	C7AW 4200-BF	1	2.75	9"	No	
72	B	WEB-AF, AH	C8AW 4200-B	1	3.25	9"	No	
72	B	WFA-M, R	D0AW 4200-E	1	3.25	9"	Yes	
72	B	WFC-J, L	D2OW 4200-M	1	3.50	9"	Yes	
72	B	WEC-K, WEB-AG, AJ, WEC-AG	D0AW 4200-S	1	3.00	9"	No	
72	B	WFA-L4	D0AW 4200-D	1	2.75	9"	Yes	
72	B	WFA-S, U	D0AW 4200-T	1	3.00	9"	Yes	28 spline shaft
72	B	WEC-Z	D4OW 4200-C	1	3.25	9"	No	
72	B	WFC-T	D4OW 4200-D	1	3.25	9"	Yes	
72	B	WEC-AB	D2OW 4200-AA	1	3.00	9"	No	28 spline shaft
72	B	WFC-V	D2OW 4200-AB	1	3.00	9"	Yes	28 spline shaft
	- F -							
67/	F	WCZ-V, V2	C7OW 4200-F	1	2.79	8"	No	
67/	F	WCZ-F, F2	C7OW 4200-G	1	3.00	8"	No	
68	F	WCZ-W	C7OW 4200-H	1	3.25	8"	No	
68/	F	WFD-B, D, D2	C8OW 4200-C	1	3.91	9"	Yes	
69/70	F	WES-AC	C9OW 4200-D	1	3.00	9"	No	
69/	F	WES-T, T1, T2	C9OW 4200-H	1	2.75	9"	No	
69/	F	WES-AA	C9OW 4200-G	1	3.00	9"	No	
71/	F	WFD-F3	D1ZW 4200-F	1	3.50	9"	Yes	
69/	F	WES-AD, AD2	C9OW 4200-K	1	3.25	9"	No	
69/	F	WFB-C, C2	C9OW 4200-V	1	3.25	9"	Yes	Traction Lok
70/	F	WFL-A, A2	D0OW 4200-A	1	3.00	8"	Yes	Traction Lok
71	F	WES-AK	D1ZW 4200-A	1	3.50	9"	No	
71	F	WFU-E1	D1ZW 4200-B	1	4.11	9"	Yes	No-spin differential

‡ Differential assemblies although not normally stocked as service items may be obtained from the nearest assembly plant when used in current production. Order through your local distribution center.

HALPERT_AUCTIONS

YEAR	MODEL	AXLE IDENTIFICATION	PART NUMBER	QTY.	RATIO	GEAR SIZE	LOCK	DESCRIPTION
‡ 4200	DIFFERENTIAL ASSY. - REAR AXLE - continued - For integral type assy. refer to Group 4006							
	- F -							
71/	F	WES-AE3, AK2	D1ZW 4200-D	1	3.50	9"	No	
71/	F	WFD-F3	D1ZW 4200-F	1	3.50	9"	Yes	
72	F	WFB-D2	D0OW 4200-L	1	2.75	9"	Yes	Traction Lok
72	F	WFL-B	D2ZW 4200-B	1	2.79	8"	Yes	Traction Lok
	- P -							
70/	P	WDV-M, WDW-M, T	C7OW 4200-F	1	2.79	8"	No	
70/	P	WDV-N, WDW-L, U	C7OW 4200-G	1	3.00	8"	No	
70/71	P	WFS-B, C	D0OW 4200-A	1	3.00	8"	Yes	Traction Lok
	- S -							
68	S	WDT-AC	★C8SW 4200-A	1	2.50	9 3/8"	No	R/b C8SW 4200-B & use 1-C7VY 17271-A
70/71	S	WFV-B	D0SW 4200-Z	1	3.00	9"	Yes	28 spline shaft
70/71	S	WGB-D	D0SW 4200-AB	1	3.00	9"	No	28 spline shaft
72	S	WGB-E4	D2SW 4200-AL	1	2.75	9"	No	
72	S	WGB-G	D2SW 4200-AS	1	2.75	9"	No	
72	S	WFV-H	D3SW 4200-C	1	2.75	9"	Yes	Sure-Track
72	S	WFV-C	D2SW 4200-AA	1	3.00	9"	Yes	
72	S	WFV-J	D3SW 4200-D	1	3.00	9"	Yes	Sure-Track
72	S	WFV-K	D2SW 4200-AY	1	3.00	9"	Yes	
72	S	WGB-F	D2SW 4200-Z	1	3.00	9"	No	
72	S	WGB-F4	D2SW 4200-AM	1	3.00	9"	No	
72	S	WGB-H	D2SW 4200-AT	1	3.00	9"	No	
72	S	WGB-S	D2SW 4200-AV	1	3.00	9"		
72	S	WFV-G	D3SW 4200-E	1	3.25	9"	Yes	
	- U -							
67/	U	WEM-E, WEN-E	C7UW 4200-N	1	3.50	8 3/4"	No	
67/	U	WEM-A, WEN-A	C7TW 4200-N	1	4.11	8 3/4"	No	
69/	U	WEM-C	C7UW 4200-H	1	4.57	9"	No	
70/	U	WFP-B, WFR-B	D0TW 4200-G	1	3.50	9"	Yes	
70/	U	WFP-A, WFR-A	D0TW 4200-F	1	4.11	9"	Yes	
	- X -							
67/70	X	WDW-J	C7OW 4200-F	1	2.79	8"	No	
67/70	X	WDW-F, WDY-A	C7OW 4200-G	1	3.00	8"	No	
67/70	X	WDY-B	C7OW 4200-H	1	3.25	8"	No	

YEAR	MODEL	AXLE IDENTIFICATION	PART NUMBER	QTY.	DESCRIPTION
4204	CASE ASSY. - REAR AXLE DIFFERENTIAL GEAR				
	- A -				
65/67	A	WDC, WDD	★C3AZ 4204-B	1	Use w/9" R/G medium diff. brg. To convert from 2 to 4 pinion type axle, w/28 spline shaft-repl. by D0OZ 4204-D (10-74)
67	A	WDC-CAX	D0OZ 4204-D	1	Use w/9" R/G small diff. brg. conventional 28 spline shaft
65/69	A	WBV, WDL	C4AZ 4204-E	1	W/9" R/G, medium diff. brg., & 2 pinion Equalock axle
65	A	WDC-CB	D0OZ 4204-D	1	Use w/9" R/G medium diff. brg., 2
66/69	A	WDC, WDD		1	pinion conventional 28 spline shaft
65/69	A	WDL	C4AZ 4204-F	1	W/9" R/G, large diff. brg., 2 or 4 pinion equalock, 28 spline shaft (1/2" dia. bolt holes)

‡ Differential assemblies although not normally stocked as service items may be obtained from the nearest assembly plant when used in current production.

COPYRIGHT © 1975 — FORD MOTOR COMPANY — DEARBORN, MICHIGAN

HALPERT_AUCTIONS

REFER TO CHART BEGINNING ON PAGE 2 BEFORE SELECTING PARTS FROM GROUPS BELOW

YEAR	MODEL		AXLE IDENTIFICATION	PART NUMBER	QTY.	DESCRIPTION
4204	**CASE ASSY. - REAR AXLE DIFFERENTIAL GEAR - continued**					
	- A -					
65/	A		All	▲D0OZ 4204-D	1	W/9" R/G, Slim-line diff. brg., conventional 4 pinion, 28 or 31 spline shaft (incl. C9AZ 4221-A brg., C9AZ 4222-A cup)
65/	A		All	▲D2AZ 4204-A	1	With 9" R/G, Slim-line or large diff. brg., conventional 2 pinion, 28 spline shaft
69/	A		All	▲D0OZ 4204-C	1	With 9" R/G, large or slim-line diff. brg., traction-lok, 2 or 4 pinion, 28 spline shaft (incl. C9AZ 4221-A, C9AZ 4222-A cup, (2) C9OZ 4228-A washers)
66/69	A		WDT	C6AZ 4204-D	1	With 9 3/8" R/G, XL diff. brg., 2 pinion Equalock, 31 spline shaft
66/70	A		WDT	C9AZ 4204-A	1	W/9 3/8" R/G, XL diff. brg., 2 pinion conventional, 31 spline shaft
67/69	A		WER-A, C, E	D0AZ 4204-B	1	W/8 1/2" R/G, integral type axle (incl. (2) D0AW 4220-A brg.)
69/	A		WER-F, G, H, J	C9AZ 4204-B	1	W/8.7" R/G, integral type axle
70	A		WFH	D0AZ 4204-A	1	W/9 3/8", XL diff. brg., 2 pinion traction-lock, 31 spline shaft
	- B -					
65/69	B		WDK, WDZ, WEA	C4OZ 4204-B	1	W/8" R/G, medium diff. brg. 2 pinion equalock
65/	B		WCL, WDW (exc. K2)	D0OZ 4204-A	1	W/8" R/G, medium diff. brg. 2 pinion
			WDY		1	conventional
65	B		WCU	D0OZ 4204-D	1	W/9" R/G, medium diff. brg., 2 pinion
68	B		WDW-K2		1	conventional
66/70	B	"Before 5/13/70"	WEB, WEC		1	W/9" R/G, large diff., brg., 2 or 4 pinion conventional, 28 spline shaft
66/68	B		WED, WEE	C4AZ 4204-F	1	W/9" R/G large diff. brg., 2 or 4 pinion equalock, 28 spline shaft, 7/16" or 1/2" dia. bolt holes optional
67/68	B		WEZ	C1DW 4204-B	1	W/7 1/4" R/G, small diff. brg. 4 pinion conventional
69/	B		WFJ	C9OZ 4204-F	1	W/8" R/G, medium diff. brg., 2 pinion
69/72		"Before 5/15/72"	WFK		1	traction-lok
67/70	B	"Before 5/13/70"	WEB	C9OZ 4204-B	1	W/9" R/G large diff. brg., 4 pinion conventional, 31 spline shaft
69/70	B	"Before 5/13/70"	WFA	D0OZ 4204-C	1	W/9" R/G, large diff. brg., 4 pinion Traction Lok, 28 spline shaft
68/70	B	"Before 5/13/70"	WFC		1	W/9" R/G, large diff. brg., 4 pinion Traction Lok, 31 spline shaft
72	B	"From 5/15/72"	WFK	D3OZ 4204-A	1	W/8" R/G, medium diff. brg., 2 pinion Traction Lok
70/	B	"From 5/13/70"	All	▲D0OZ 4204-D	1	W/9" R/G, Slim-line diff. brg., conventional 4 pinion, 31 spline shaft (incl. C9AZ 4221-A brg., C9AZ 4222-A cup, (2) C9AZ 4228-A washers)
				▲D2AZ 4204-A	1	W/9" R/G Slim-line diff. brg., conventional 2 pinion, 28 spline shaft
				▲ D0OZ 4204-C	1	W/9" R/G, Slim-line diff.brg., traction-lok, 2 or 4 pinion, 28 or 31 spline shaft, (incl. C9AZ 4221-A brg., C9AZ 4222-A cup)
70	B		WFU-D	▲D0OZ 4204-E	1	W/9" R/G, slim line diff. brg., no-spin locker, 31 spline shaft
				24633-S(U107K)	3	Bolt-1/4"-20 x 5/8" (attach R.H. case to L.H. case)

• Includes (2) C9OZ 4228-A washers

▲ When used to replace case with large differential bearing, use existing large bearing (B7A 4221-B) and cup (B7A 4222-B). When used to replace case with medium differential bearing, use slim-line bearing (C9AZ 4221-A) and cup (C9AZ 4222-A).

HALPERT_AUCTIONS

YEAR	MODEL		AXLE IDENTIFICATION	PART NUMBER	QTY.	DESCRIPTION
	4204	CASE ASSY. - REAR AXLE DIFFERENTIAL GEAR - continued				
		- F -				
65/	F		WCL,WCZ	D0OZ 4204-A	1	W/8" R/G, medium diff. brg., 2 pinion conventional
65/69	F		WDJ	C4OZ 4204-B	1	W/8" R/G, medium diff. brg., 2 pinion equalock
69/72	F	"Before 5/15/72"	WFL	C9OZ 4204-F	1	W/8" R/G, medium diff. brg., 2 pinion traction-lok
65/70	F	"Before 5/13/70"	WCZ,WES	D0OZ 4204-D	1	W/9" R/G, medium diff. brg., 2 pinion conventional
67/70	F	"Before 5/13/70"	WES	• C2AZ 4204-K	1	W/9" R/G, large diff. brg., 2 or 4 pinion conventional, 28 spline shaft
69/70	F	"Before 5/13/70"	WES	C9OZ 4204-B	1	W/9" R/G, large diff. brg., 4 pinion conventional, 31 spline shaft
67/68	F		WES	C4AZ 4204-F	1	W/9" R/G, large diff. brg., 2 or 4 pinion equalock, 28 spline shaft, 7/16" or 1/2" dia. bolt holes optional
69/70	F	"Before 5/13/70"	WFB	D0OZ 4204-C	1	W/9" R/G,large diff.brg., 4 pinion Traction-Lok,28 spline shaft
69/70	F	"Before 5/13/70"	WFD		1	W/9" R/G, large diff. brg., 4 pinion Traction-Lok, 31 spline shaft
70/	F	"From 5/13/70"	All	▲D0OZ 4204-D	1	W/9" R/G, slim line diff. brg., 4 pinion conventional, 31 spline shaft (incl. C9AZ 4221-A brg., C9AZ 4222-A cup, (2) C9AZ 4228-A washers)
				▲D2AZ 4204-A	1	W/9" R/G, Slim-line diff. brg., conventional 2 pinion, 28 spline shaft
				▲D0OZ 4204-C	1	W/9" R/G, slim line diff. brg., 2 or 4 pinion traction-lok, 28 or 31 spline shaft, (incl. C9AZ 4221-A brg., C9AZ 4222-A cup)
				▲D0OZ 4204-E	1	W/9" R/G, slim line diff. brg., no-spin 2 pinion, 31 spline shaft (incl. C9AZ 4221-A brg., C9AZ 4222-A cup)
70	F	"Before 5/13/70"	WFU-E	D0OZ 4204-B	1	W/9" R/G, large diff. brg., no-spin differential, 31 spline shaft
70	F	"From 5/13/70"	WFU-E	D0OZ 4204-E	1	W/9" R/G, slim line diff. brg., no-spin locker, 31 spline shaft
				24633-S(U107K)	3	Bolt-1/4"-20 x 5/8" (attach R.H. case to L.H. case)
65/68	F		WCY	C4DZ 4204-A	1	W/7 1/4" R/G, small diff. brg., 2 pinion equalock
66	F		WCZ	C4AZ 4204-E	1	W/9" R/G, medium diff. brg.,
68	F		WES-R		1	2 pinion equalock, 28 spline shaft
72	F	"From 5/15/72"	WFL	D3OZ 4204-A	1	W/8" R/G, medium diff. brg., 2 pinion Traction-Lok
65/70	F		WCY	★C1DW 4204-A	1	W/7 1/4" R/G, small diff. brg., 2 pinion conventional -repl. by C1DW 4204-B (10-74)
65/70	F		WCY	C1DW 4204-B	1	W/7 1/4" R/G, small diff. brg., 4 pinion conventional
72	F		WFL-A,B	D3OZ 4204-A	1	W/8" R/G traction-lok,2 pinion
		- L -				
71/	L		WDV,WGF	D1FZ 4204-A	1	W/6 3/4" R/G, extra small differential brg., conventional 2 or 4 pinion

• Includes (2) C9OZ 4228-A washers

▲ When used to replace case with large differential bearing, use existing large bearing (B7A 4221-B) and cup (B7A 4222-B). When used to replace case with medium differential bearing, use slim-line bearing (C9AZ 4221-A) and cup (C9AZ 4222-A).

COPYRIGHT © 1975 — FORD MOTOR COMPANY — DEARBORN, MICHIGAN

HALPERT_AUCTIONS

YEAR	MODEL		AXLE IDENTIFICATION	PART NUMBER	QTY.	DESCRIPTION
4204 CASE ASSY. - REAR AXLE DIFFERENTIAL GEAR - continued						
		- P -				
70	P		WDV	C1DW 4204-A	1	W/7 1/4" R/G, small diff. brg., 2 pinion conventional
70	P		WDV	C4DZ 4204-A	1	W/7 1/4" R/G, small diff. brg., 2 pinion equalock
70/71	P		WFS	C9OZ 4204-F	1	W/8" R/G, medium diff. brg., 2 pinion traction-lok
70/	P		WDV, WDW	D0OZ 4204-A	1	W/8" R/G, medium diff. brg., 2 pinion conventional
		- S -				
65/66	S		WCD-J, WDE	C4AZ 4204-F	1	W/9" R/G, large diff.brg., 2 or 4 pinion, Equalock axle, 28 spline shaft, 1/2" dia. bolt holes
65/67	S		WCD-H, WDC	C2AZ 4204-K	1	W/9" R/G, large diff.brg., 2 or 4 pinion conventional, 28 spline shaft, no oil scoop
70	S			r/b D0OZ 4204-D (12/72)	1	
66/69	S		WDT, WEF, WGA	C6AZ 4204-D	1	W/9 3/8" R/G, XL diff.brg., 2 pinion Equalock, 31 spline shaft
66/70	S		WDT, WEF, WGA	C9AZ 4204-A	1	W/9 3/8" R/G, XL diff.brg., 2 pinion conventional, 31 spline shaft
71/	S		All		1	
70	S	"Before 5/13/70"	WFV	C9OZ 4204-D	1	W/9" R/G, large diff.brg., 2 or 4 pinion Traction-lok, 28 spline shaft
70/	S	"From 5/13/70"	All	▲D0OZ 4204-D	1	W/9" R/G, Slim-line diff. brg., conventional 4 pinion 31 spline shaft (inc: C9AZ 4221-A brg., C9AZ 4222-A cup)
				ΔD2AZ 4204-A	1	W/9" R/G slim-line diff. brg. conventional 2 pinion 28 spline shaft
				▲D0OZ 4204-C	1	W/9" R/G, Slim-line diff.brg., traction-lok, 2 or 4 pinion, 28 spline shaft (inc: C9AZ 4221-A, C9AZ 4222-A cup, (2) C9OZ 4228-A washers)
70/	S		WFN	D0AZ 4204-A	1	W/9 3/8", XL diff. brg., 2or4 pinion Traction-lok, 31 spline shaft
		- U -				
66/69	U		WEM	C4AZ 4204-E	1	W/9" R/G, medium diff. brg., 2 pinion equalock
66/69	U		WEN	C4AZ 4204-F	1	W/9" R/G, large diff. brg., 2 pinion equalock, 1/2" dia. bolt holes
66/70	U	"Before Ser.J10,001"	WEN	C2AZ 4204-H	1	W/9" R/G, medium diff. brg.
69/70	U	"Before Ser.J10,001"	WEN	D0OZ 4204-D	1	W/9" R/G, large diff. brg., 2 pinion conventional
69/70	U	"Before Ser.J10,001"	WFP	★D0TZ 4204-A	1	W/9" R/G, medium diff. brg., 2 pinion traction-lok-repl. by D0OZ 4204-C (10-74)
69/70	U	"Before Ser.J10,001"	WFR	C9OZ 4204-D	1	W/9" R/G, large diff. brg., 2 pinion traction-lok
70/	U	"From Ser.J10,001"	All	D0OZ 4204-D	1	W/9" R/G, slim line diff. brg., 4 conventional pinion, 31 spline shaft, (incl. C9AZ 4221-A brg., C9AZ 4222-A cup, (2) C9AZ 4228-A washers)
				D2AZ 4204-A	1	W/9" R/G slim-line diff. brg., conventional 2 pinion, 28 spline shaft
				D0OZ 4204-C	1	W/9" R/G, slim line diff. brg., traction-lok, 2 or 4 pinion, 28 or 31 spline shaft (incl. C9AZ 4221-A brg., C9AZ 4222-A cup)

▲ When used to replace case with large differential bearing, use existing large bearing (B7A 4221-B) and cup (B7A 4222-B). When used to replace case with medium differential bearing, use slim-line bearing (C9AZ 4221-A) and cup (C9AZ 4222-A).

HALPERT_AUCTIONS

YEAR	MODEL	AXLE IDENTIFICATION	PART NUMBER	QTY.	DESCRIPTION
	4204 CASE ASSY. - REAR AXLE DIFFERENTIAL GEAR - continued				
	- X -				
65/67	X	WCY, WDV	C1DW 4204-B	1	W/7 1/4" R/G, small diff. brg., used to convert 2 to 4 pinion conventional
65/69	X	WDW, WDY, WCZ	D0OZ 4204-A	1	W/8" R/G, medium diff. brg. 2 pinion conventional
65/69	X	WDZ, WEA	C4OZ 4204-B	1	W/8" R/G, medium diff. brg., 2 pinion equalock
65/70	X	WCY, WDV	C1DW 4204-A	1	W/7 1/4" R/G, small diff. brg., 2 pinion conventional
65/70	X	WCY, WDV	C4DZ 4204-A	1	W/7 1/4" R/G, small diff. brg., 2 pinion equalock
	4204 CASE ASSY. - FRONT AXLE DIFFERENTIAL GEAR				
66/71	U (front drive axle)- "Before Ser.K20,001"	Dana (Spicer) 30	C6TZ 4204-L	1	3.50 ratio-std.
66/71	U (front drive axle)- "Before Ser.K20,001" "Before Ser.K20,001"	Dana (Spicer) 30	C6TZ 4204-M	1	3.50 ratio-locker
66/71	U (front drive axle)-	Dana (Spicer) 30	C6TZ 4204-C	1	4.10, 4.56 ratio-std.
66/71	U (front drive axle)- "Before Ser.K20,001"	Dana (Spicer) 30	C6TZ 4204-N	1	4.10, 4.56 ratio-locker
71/	U(front drive axle)- "From Ser.K20,001"	Dana (Spicer) 44	C6TZ 4204-P	1	3.54 ratio-std.
71/	U(front drive axle)- "From Ser.K20,001"	Dana (Spicer) 44	D1TZ 4204-D	1	3.54 ratio-locker
71/	U(front drive axle)- "From Ser.K20,001"	Dana (Spicer) 44	C6TZ 4204-G	1	4.09, 4.55 ratio-std.
71/	U(front drive axle)- "From Ser.K20,001"	Dana (Spicer) 44	D1TZ 4204-C	1	4.09 ratio-locker

4209 RING GEAR and PINION KIT - REAR AXLE DIFFERENTIAL -Also refer to Group 3222 (Bronco Front Axle)

RING GEAR and PINION IDENTIFICATION CHART LISTED NUMERICALLY BY STAMPED NUMBER ON RING GEAR

IDENTIFICATION NUMBER		RING GEAR & PINION PART NUMBER	REPLACED BY
RING GEAR	PINION		
C0AW 4210-A	C0AW 4610-A	C0AZ 4209-A	C0AZ 4209-E
C1DW 4210-A	C1DW 4610-A		C1DZ 4209-Y
C1DW 4210-B	C1DW 4610-B		C1DZ 4209-Z
C1DW 4210-C	C1DW 4610-C		C1DZ 4209-Z
C1DW 4210-C	C1DW 4610-F	C1DZ 4209-Z	
C1DW 4210-D	C1DW 4610-G	C1DZ 4209-V	
C1DW 4210-D	C1DW 4610-R		C1DZ 4209-Z
C1DW 4210-E	C1DW 4610-D	C1DZ 4209-Y	
C2AW 4210-A	C2AW 4610-A	C2AZ 4209-A	B7AZ 4209-K
C2AW 4210-A	C2AW 4610-H	C2AZ 4209-A	B7AZ 4209-K
C2AW 4210-A	C2AW 4610-J	B7AZ 4209-F	B7AZ 4209-K
C2AW 4210-A	C2AW 4610-J	B7AZ 4209-K	
C2AW 4210-B	C2AW 4610-B	C2AZ 4209-B	C9OZ 4209-A
C2AW 4210-B	C2AW 4610-K	C2AZ 4209-B	C9OZ 4209-A
C2AW 4210-B	C2AW 4610-L	B7AZ 4209-G	C9OZ 4209-A
C2AW 4210-B	C2AW 4610-L	B7AZ 4209-L	C9OZ 4209-A
C2AW 4210-B	C2AW 4610-R		C0AZ 4209-E
C2AW 4210-C	C2AW 4610-C	C2AZ 4209-C	C9OZ 4209-A
C2AW 4210-C	C2AW 4610-M	C2AZ 4209-C	C9OZ 4209-A
C2AW 4210-D	C2AW 4610-D	C2AZ 4209-D	C9OZ 4209-A
C2AW 4210-D	C2AW 4610-N	C2AZ 4209-D	C0AZ 4209-E
C2AW 4210-D	C2AW 4610-R	C0AZ 4209-D	C0AZ 4209-E
C2AW 4210-D	C2AW 4610-R	C0AZ 4209-E	
C2AW 4210-E	C2AW 4610-D	C2AZ 4209-E	C0AZ 4209-E
C2AW 4210-E	C2AW 4610-N	C2AZ 4209-E	C0AZ 4209-E
C2AW 4210-E	C2AW 4610-R		C0AZ 4209-E
C2AW 4210-F	C2AW 4610-B	C2AZ 4209-F	C9OZ 4209-A
C2AW 4210-F	C2AW 4610-K	C2AZ 4209-F	C9OZ 4209-A
C2AW 4210-F	C2AW 4610-L	C2AZ 4209-F	C9OZ 4209-A
C2AW 4210-G	C2AW 4610-C	C2AZ 4209-G	C8OZ 4209-A
C2AW 4210-G	C2AW 4610-M	C2AZ 4209-G	C8OZ 4209-A
C2AW 4210-H	C2AW 4610-A	C2AZ 4209-H	B7AZ 4209-K
C2AW 4210-H	C2AW 4610-H	C2AZ 4209-H	B7AZ 4209-K
C2AW 4210-H	C2AW 4610-J	C3AZ 4209-D	B7AZ 4209-K
C2AW 4210-J	C2AW 4610-E	C2AZ 4209-J	C0AZ 4209-E
C2AW 4210-J	C2AW 4610-J		C0AZ 4209-E
C2AW 4210-J	C2AW 4610-R	C2AZ 4209-J	C0AZ 4209-E

COPYRIGHT © 1975 — FORD MOTOR COMPANY — DEARBORN, MICHIGAN

FINAL ISSUE

HALPERT_AUCTIONS

REFER TO CHART BEGINNING ON PAGE 2 BEFORE SELECTING PARTS FROM GROUPS BELOW

4209 RING GEAR and PINION KIT - REAR AXLE DIFFERENTIAL - continued -Also refer to Group 3222 (Bronco Front Axle)

RING GEAR and PINION IDENTIFICATION CHART LISTED NUMERICALLY BY STAMPED NUMBER ON RING GEAR

RING GEARS ARE ALSO LISTED BY MODEL APPLICATION, BEGINNING ON THE NEXT PAGE.

IDENTIFICATION NUMBER		RING GEAR & PINION PART NUMBER	REPLACED BY
RING GEAR	PINION		
C2AW 4210-K	C2AW 4610-F	C2AZ 4209-K	C9OZ 4209-A
C2AW 4210-K	C2AW 4610-L	C2AZ 4209-K	C9OZ 4209-A
C2AW 4210-L	C2AW 4610-G	C2AZ 4209-L	B7AZ 4209-K
C2AW 4210-L	C2AW 4610-J	C2AZ 4209-L	B7AZ 4209-K
C2OW 4210-A	C2OW 4610-A	C2OZ 4209-A	C4OZ 4209-H
C2OW 4210-A	C2OW 4610-D	C2OZ 4209-A	C4OZ 4209-H
C2OW 4210-A	C2OW 4610-G	C2OZ 4209-A	C4OZ 4209-H
C2OW 4210-B	C2OW 4610-B	C2OZ 4209-B	C4OZ 4209-F
C2OW 4210-B	C2OW 4610-E	C2OZ 4209-B	C4OZ 4209-F
C2OW 4210-B	C2OW 4610-H	C2OZ 4209-B	C4OZ 4209-F
C2OW 4210-C	C2OW 4610-C	C2OZ 4209-C	C4DZ 4209-D
C2OW 4210-C	C2OW 4610-F	C2OZ 4209-C	C4DZ 4209-D
C2OW 4210-C	C2OW 4610-J	C2OZ 4209-C	C4DZ 4209-D
C3AW 4210-A	C3AW 4610-A	C3AZ 4209-A	B8AZ 4209-C
C3AW 4210-B	C3AW 4610-A	B8AZ 4209-B	B8AZ 4209-C
C3AW 4210-B	C3AW 4610-A	B8AZ 4209-C	
C3AW 4210-B	C3AW 4610-D	B7AZ 4209-E	C8OZ 4209-A
C3AW 4210-C	C3AW 4610-B		C9OZ 4209-A
C3AW 4210-D	C3AW 4610-B	B7AZ 4209-J	C8OZ 4200-A
C3AW 4210-D	C3AW 4610-B	B7AZ 4209-N	C8OZ 4200-A
C3AW 4210-D	C3AW 4610-D	C3AZ 4209-B	C9OZ 4209-A
C3UW 4210-A	C3UW 4610-A	C3UZ 4209-A	C3UZ 4209-C
C3UW 4210-B	C3UW 4610-A	C3UZ 4209-B	C3UZ 4209-C
C3UW 4210-B	C3UW 4610-A	C3UZ 4209-C	
C4AW 4210-A	WAB 4610-A	C4AZ 4209-L	C4AZ 4209-V
C4AW 4210-B	C4AW 4610-A	C4AZ 4209-B	Not replaced
C4AW 4210-B	C4AW 4610-A	C4AZ 4209-M	Not replaced
C4AW 4210-C	C4AW 4610-B	C4AZ 4209-C	C8OZ 4209-B
C4AW 4210-C	C4AW 4610-B	C4AZ 4209-N	C8OZ 4209-B
C4AW 4210-D	C4AW 4610-C	C3AZ 4209-H	
C4AW 4210-E	C4AW 4610-D	C4AZ 4209-E	
C4AW 4210-E	C4AW 4610-D	C4AZ 4209-P	Not replaced
C4AW 4210-F	C4AW 4610-E	C4AZ 4209-R	C4AZ 4209-AB
C4AW 4210-G	C4AW 4610-F	C4AZ 4209-S	C4AZ 4209-AC
C4AW 4210-H	C4AW 4610-G	C4AZ 4209-T	Not replaced
C4AW 4210-J	C4AW 4610-H	C4AZ 4209-U	Not replaced
C4DW 4210-A	C4DW 4610-A	C4DZ 4209-D	
C4OW 4210-A	C3OW 4610-A	C3OZ 4209-A	C3OZ 4209-D
C4OW 4210-A	C4OW 4610-A	C4OZ 4209-D	C4OZ 4209-K
C4OW 4210-B	C4OW 4610-B	C4OZ 4209-H	
C4OW 4210-C	C4OW 4610-C	C4OZ 4209-J	
C4OW 4210-D	C3OW 4610-A	C3OZ 4209-C	C3OZ 4209-D
C5DW 4210-A	C5DW 4610-A	C5DZ 4209-C	
C6AW 4210-A	C6AW 4610-C	C6AZ 4209-A	D2AZ 4209-A
C6AW 4210-A	D0AW 4610-E	D2AZ 4209-A	
C6AW 4210-B	C6AW 4610-B	C6AZ 4209-B	
C6AW 4210-C	C6AW 4610-A	C6AZ 4209-C	
C6AW 4210-D	C6AW 4610-D	C6AZ 4209-D	
C6AW 4210-D	D0AW 4610-F	D2AZ 4209-B	
C6OW 4210-A	C6OW 4610-A	C4OZ 4209-K	
C7AW 4210-C	C7AW 4610-F	C7AZ 4209-H	
C7AW 4210-E	C7AW 4610-E	C7AZ 4209-G	
C7AW 4210-F	C7AW 4610-H	C7AZ 4209-J	
C8AW 4210-A	C8AW 4610-A	C8AZ 4209-A	Not replaced
C8AW 4210-D	C8AW 4610-D	C9AZ 4209-A	
C8OW 4210-A	C8OW 4610-A	C8OZ 4209-A	
C8OW 4210-B	C8OW 4610-B	C8OZ 4209-B	
C9OW 4210-A	C9OW 4610-A	C9OZ 4209-A	
C9ZW 4210-A	C9ZW 4610-A	C9ZZ 4209-A	
C9ZW 4210-C	C9ZW 4610-C	C9ZZ 4209-B	C4OZ 4209-K
D0AW 4210-A	D0AW 4610-A	C9AZ 4209-B	
D0AW 4210-B	D0AW 4610-B	C9AZ 4209-C	
D0AW 4210-C	D0AW 4610-C	C9AZ 4209-D	
D12W 4210-A	D12W 4610-A	D1FZ 4209-A	
D12W 4210-C	D12W 4610-C	D1FZ 4209-C	
D22W 4210-A	D22W 4610-A	D2FZ 4209-A	
WAA 4210-B	WAB 4610-A	B7A 4209-B	C0AZ 4209-E
WAA 4210-B	C1AW 4610-B	C1AZ 4209-B	C0AZ 4209-E
WAB 4210-A	WAR 4610-C	B7A 4209-C	B7AZ 4209-K
WAB 4210-A	C1TW 4610-A	C1TW 4209-A	B7AZ 4209-K
WAB 4210-B	WAB 4610-C	WAB 4209-J	C4AZ 4209-C
WAB 4210-C	WAB 4610-E	WAB 4209-H	C3UZ 4209-C
WAB 4210-D	WAB 4610-F	WAB 4209-G	C4AZ 4209-E
WAB 4210-E	WAB 4610-G	WAB 4209-F	C4AZ 4209-AB
WAB 4210-F	WAB 4610-H	WAB 4209-E	C4AZ 4209-AC
WAB 4210-G	WAB 4610-K	WAB 4209-D	Not replaced
WAB 4210-H	WAB 4610-J	WAB 4209-C	Not replaced
WAB 4210-J	WAB 4610-H	WAB 4209-C	Not replaced
WAB 4210-K	WAB 4610-D	WAB 4209-K	C4AZ 4209-M
WAC 4210-A	WAS 4610-A	B7A 4209-D	C9OZ 4209-A
WAC 4210-A	C1AW 4610-C	C1AZ 4209-C	C9OZ 4209-A
WAC 4210-B	WAM 4610-D	B7A 4209-E	C8OZ 4209-A
WAC 4210-B	C1AW 4610-D	C1AZ 4209-D	C8OZ 4209-A
WAL 4210-B	WAM 4610-B	B8E 4209-A	C0AZ 4209-E
WAL 4210-B	C1AW 4610-A	C1AZ 4209-A	C0AZ 4209-E
WAM 4210-A	WAM 4610-A	B8A 4209-E	B8AZ 4209-C
WAM 4210-B	WAM 4610-B	B8A 4209-F	B8AZ 4209-C
WAR 4210-B	WAR 4610-D	B8A 4209-D	C0AZ 4209-E
32919	32918	C6TZ 3222-A	
32938	32937	C6TZ 3222-B	
34411	34410	C6TZ 3222-G	

HALPERT_AUCTIONS

YEAR	MODEL	AXLE IDENTIFICATION	RATIO	PART NUMBER	QTY.	NO. of TEETH GEAR	NO. of TEETH PINION	REMARKS
	4209 RING GEAR and PINION KIT - REAR AXLE DIFFERENTIAL - continued - Also refer to Group 3222 (Bronco Front Axle)							
	- A - 8 1/2" R/G							
67/68	A	WER-C	2.80	C7AZ 4209-H	1	42	15	
		WER-A	3.10	C7AZ 4209-G	1	31	10	
69	A	WER-C	2.80	C7AZ 4209-H	1	42	15	
		WER-A	3.10	C7AZ 4209-G	1	31	10	
		WER-E	3.25	C9AZ 4209-A	1	39	12	
	8.7" R/G							
69/71	A	WER-F	2.75	C9AZ 4209-B	1	44	16	
		WER-G	3.07	C9AZ 4209-C	1	43	14	
		WER-H	3.25	C9AZ 4209-D	1	39	12	
72	A	WER-F,J	2.75	C9AZ 4209-B	1	44	16	
		WER-H	3.25	C9AZ 4209-D	1	39	12	
	8 3/4" R/G - USE 9" for service							
	9" R/G							
65/67	A(high performance engine)-includes lubricant-for service installation only		3.10	C4AZ 4209-V	1	31	10	
			3.40	★C4AZ 4209-Y	1	34	10	Not replaced (10-74)
			4.30	C8OZ 4209-B	1	43	10	
			4.44	C3AZ 4209-H	1	40	9	
			4.71	C4AZ 4209-E	1	33	7	
			4.71	★C4AZ 4209-AA	1	33	7	Not replaced (10-74)
			4.86	C4AZ 4209-AB	1	34	7	
			5.14	C4AZ 4209-AC	1	36	7	
			5.43	★C4AZ 4209-AD	1	38	7	Not replaced
			5.67	★C4AZ 4209-AE	1	34	6	Not replaced (10-74)
65	A		3.00	C0AZ 4209-E	1	39	13	
			3.25	B8AZ 4209-C	1	39	12	
			3.50	C9OZ 4209-A	1	35	10	
			3.89	★B7AZ 4209-N	1	35	9	Note 1 - repl. by C8OZ 4209-A(9-73)
			4.11	B7AZ 4209-K	1	37	9	
66	A		3.00	C0AZ 4209-E	1	39	13	
			3.25	B8AZ 4209-C	1	39	12	
			3.50	C9OZ 4209-A	1	35	10	
67	A		2.75	C7AZ 4209-J	1	44	16	
			3.00	C0AZ 4209-E	1	39	13	
			3.25	B8AZ 4209-C	1	39	12	
68	A		2.75	C7AZ 4209-J	1	44	16	
			3.00	C0AZ 4209-E	1	39	13	
			3.25	B8AZ 4209-C	1	39	12	
			3.50	C9OZ 4209-A	1	35	10	
69/	A	Exc. WER	2.75	C7AZ 4209-J	1	44	16	
			3.00	C0AZ 4209-E	1	39	13	
		Exc. WER	3.25	B8AZ 4209-C	1	39	12	
	9 3/8" R/G							
66/68	A		2.80	★C6AZ 4209-A	1	42	15	r/b D2AZ 4209-A(9-73)
			3.00	C6AZ 4209-C	1	39	13	
			3.25	C6AZ 4209-D	1	39	12	
			3.50	C6AZ 4209-B	1	35	10	
69/70	A		2.80	C6AZ 4209-A	1	42	15	
			3.00	C6AZ 4209-C	1	39	13	
			3.25	C6AZ 4209-B	1	35	10	
			2.80	D2AZ 4209-A	1	42	15	
	- B - 7 1/4" R/G							
67/68	B		2.83	C5DZ 4209-C	1	34	12	
	7 3/4" R/G - Use 8" R/G for service							

Note 1 - When using this kit to replace one with 1/2"-20 holes - use C3AZ 4216-A bolt

COPYRIGHT © 1975 — FORD MOTOR COMPANY — DEARBORN, MICHIGAN

HALPERT_AUCTIONS

REFER TO CHART BEGINNING ON PAGE 2 BEFORE SELECTING PARTS FROM GROUPS BELOW

4209 RING GEAR and PINION KIT - REAR AXLE DIFFERENTIAL - continued -

Also refer to group 3222 (Bronco Front Axle)

YEAR	MODEL	AXLE IDENTIFICATION	RATIO	PART NUMBER	QTY.	NO. of TEETH GEAR	NO. of TEETH PINION	REMARKS
	- B -							
	8" R/G							
65/67	B		2.79	C4OZ 4209-K	1	39	14	
			2.80	C4OZ 4209-K	1	39	14	
			3.00	C4OZ 4209-H	1	39	13	
			3.25	C4DZ 4209-D	1	39	12	
			3.50	C4OZ 4209-J	1	35	10	
68/	B		2.79	C4OZ 4209-K	1	39	14	
			3.00	C4OZ 4209-H	1	39	13	
			3.25	C4DZ 4209-D	1	39	12	
	8 3/4" R/G - Use 9" R/G for service							
	9" R/G							
65	B		3.50	C9OZ 4209-A	1	35	10	
			3.89	B7AZ 4209-N	1	35	9	Note 1
			4.11	B7AZ 4209-K	1	37	9	
66	B		3.00	C0AZ 4209-E	1	39	13	
			3.25	B8AZ 4209-C	1	39	12	
67	B		2.75	C7AZ 4209-J	1	44	16	
			3.00	C0AZ 4209-E	1	39	13	
			3.25	B8AZ 4209-C	1	39	12	
			3.89	B7AZ 4209-N	1	35	9	Note 1
68/71	B		2.75	C7AZ 4209-J	1	44	16	
			3.00	C0AZ 4209-E	1	39	13	
			3.25	B8AZ 4209-C	1	39	12	
			3.50	C9OZ 4209-A	1	35	10	
			3.91	C8OZ 4209-A	1	43	11	
			4.30	C8OZ 4209-B	1	43	10	
72	B		2.75	C7AZ 4209-J	1	44	16	
			3.00	C0AZ 4209-E	1	39	13	
			3.25	B8AZ 4209-C	1	39	12	
			3.50	C9OZ 4209-A	1	35	10	
	- F -							
	7 1/4" R/G							
65	F		2.83	C5DZ 4209-C	1	34	12	
			3.50	C1DZ 4209-Z	1	35	10	
66/68	F		2.83	C5DZ 4209-C	1	34	12	
69/70	F		2.83	C5DZ 4209-C	1	34	12	
			3.08	C9ZZ 4209-A	1	37	12	
	7 3/4" R/G - Use 8" R/G for service							
	8" R/G							
65	F		2.80	C4OZ 4209-K	1	39	14	
			3.00	C4OZ 4209-H	1	39	13	
			3.50	C4OZ 4209-J	1	35	12	
66/67	F		2.79	C4OZ 4209-K	1	39	14	
			2.80	C4OZ 4209-K	1	39	14	
			3.00	C4OZ 4209-H	1	39	13	
68	F		2.79	C4OZ 4209-K	1	39	14	
			3.00	C4OZ 4209-H	1	39	13	
			3.25	C4DZ 4209-D	1	39	12	
69	F		2.79	C4OZ 4209-K	1	39	14	
			3.00	C4OZ 4209-H	1	39	13	
70/	F		2.79	C4OZ 4209-K	1	39	14	
			3.00	C4OZ 4209-H	1	39	12	
	8 3/4" R/G - Use 9" R/G for service							

Note 1 - When using this kit to replace one with 1/2"-20 holes - use C3AZ 4216-A bolt

HALPERT_AUCTIONS

4209 RING GEAR and PINION KIT - REAR AXLE DIFFERENTIAL - continued -

Also refer to Group 3222 (Bronco Front Axle)

YEAR	MODEL	AXLE IDENTIFICATION	RATIO	PART NUMBER	QTY.	NO. of TEETH GEAR	NO. of TEETH PINION	REMARKS
	- F - 9" R/G							
65	F		3.50	C9OZ 4209-A	1	35	10	
			3.89	B7AZ 4209-N	1	35	9	Note 1
			4.11	B7AZ 4209-K	1	37	9	
66	F		3.50	C9OZ 4209-A	1	35	10	
			3.89	B7AZ 4209-N	1	35	9	Note 1
67	F		3.00	C0AZ 4209-E	1	39	13	
			3.25	B8AZ 4209-C	1	39	12	
			3.50	C9OZ 4209-A	1	35	10	
			3.89	B7AZ 4209-N	1	35	9	
68/70	F		2.75	C7AZ 4209-J	1	44	16	
			3.00	C0AZ 4209-E	1	39	13	
			3.25	B8AZ 4209-C	1	39	12	
			3.50	C9OZ 4209-A	1	35	10	
			3.91	C8OZ 4209-A	1	43	11	
			4.30	C8OZ 4209-B	1	43	10	
71	F		2.75	C7AZ 4209-J	1	44	16	
			3.00	C0AZ 4209-E	1	39	13	
			3.25	B8AZ 4209-C	1	39	12	
			3.50	C9OZ 4209-A	1	35	10	
			3.91	C8OZ 4209-A	1	43	11	
			4.11	B7AZ 4209-K	1	37	9	
			4.30	C8OZ 4209-B	1	43	10	
72	F		2.75	C7AZ 4209-J	1	44	16	
			3.25	B8AZ 4209-C	1	39	12	
			3.50	C9OZ 4209-A	1	35	10	
			3.91	C8OZ 4209-A	1	43	11	
	- L - 6 3/4" R/G							
71	L		3.18	D1FZ 4209-C	1	35	11	
			3.55	D1FZ 4209-A	1	39	11	
72	L		3.18	D1FZ 4209-C	1	35	11	
			3.55	D1FZ 4209-A	1	39	11	
	- P - 7 1/4" R/G							
70	P		2.83	C5DZ 4209-C	1	34	12	
			3.08	C9ZZ 4209-A	1	37	12	
	8" R/G							
70/	P		2.79	C4OZ 4209-K	1	39	14	
			3.00	C4OZ 4209-H	1	39	13	
	- S - 9" R/G							
65	S		3.00	C0AZ 4209-E	1	39	13	
			3.25	B8AZ 4209-C	1	39	12	
			3.50	C9OZ 4209-A	1	35	10	
66/67	S		3.00	C0AZ 4209-E	1	39	13	
70/71	S		2.75	C7AZ 4209-J	1	44	16	
			3.00	C0AZ 4209-E	1	39	13	
72	S		2.75	C7AZ 4209-J	1	44	16	
			3.25	B8AZ 4209-C	1	39	12	
			3.00	C0AZ 4209-E	1	39	13	

Note 1 - When using this kit to replace one with 1/2"-20 holes - use C3AZ 4216-A bolt

COPYRIGHT © 1975 — FORD MOTOR COMPANY — DEARBORN, MICHIGAN

HALPERT_AUCTIONS

REFER TO CHART BEGINNING ON PAGE 2 BEFORE SELECTING PARTS FROM GROUPS BELOW

YEAR	MODEL	AXLE IDENTIFICATION	RATIO	PART NUMBER	QTY.	NO. of TEETH GEAR	NO. of TEETH PINION	REMARKS
4209	**RING GEAR and PINION KIT - REAR AXLE DIFFERENTIAL - continued -**							
	Also refer to Group 3222 (Bronco Front Axle)							
	- S -							
	9 3/8" R/G							
66/67	S		2.80	C6AZ 4209-A	1	42	15	
			3.00	C6AZ 4209-C	1	39	13	
68	S		3.00	C6AZ 4209-C	1	39	13	
69/71			2.80	C6AZ 4209-A	1	42	15	
			3.00	C6AZ 4209-C	1	39	13	
72	S		2.80	D2AZ 4209-A	1	42	15	
			3.00	C6AZ 4209-C	1	39	13	
			3.25	D2AZ 4209-B	1	39	12	
	- U -							
	8 3/4" R/G - Use 9" R/G for service							
	9" R/G							
66/	U		3.50	C9OZ 4209-A	1	35	10	
			4.11	B7AZ 4209-K	1	37	9	
			4.57	C3UZ 4209-C	1	32	7	
	- X -							
	7 1/4" R/G							
65	X		2.83	C5DZ 4209-C	1	34	12	
			3.50	C1DZ 4209-Z	1	35	10	
66/70	X		2.83	C5DZ 4209-C	1	34	12	
	7 3/4" R/G - Use 8" R/G for service							
	8" R/G							
65	X		2.80	C4OZ 4209-K	1	39	14	
66/67	X		2.79	C4OZ 4209-K	1	39	14	
			2.80	C4OZ 4209-K	1	39	14	
			3.00	C4OZ 4209-H	1	39	13	
			3.25	C4DZ 4209-D	1	39	12	
			3.50	C4OZ 4209-J	1	35	10	
68/70			2.79	C4OZ 4209-K	1	39	14	
			3.00	C4OZ 4209-H	1	39	13	
			3.25	C4DZ 4209-D	1	39	12	

YEAR	MODEL	AXLE IDENTIFICATION	PART NUMBER	QTY.	DESCRIPTION
65/	A, S, X		371518-S(MM180)	1	Locknut (pinion flange to pinion)-3/4"-20
65/	A, B, F, S, X		356214-S8(XX162)		Washer-flat-29/64"
65/	A(exc. locking axle)-exc. WER axle-refer to group 4216		372487-S(BB395)	10	Bolt (gear to case)-7/16"-20 x 15/16"-locking
65/	B, X (8 cyl.)			10	
66	U	WEM, WEN		8	
70	B, F	WFU-D, E		10	
65/	A, B, F, S, X -locking axles		350627-S(BB432)	10	Bolt (gear to case)-7/16"-20 x 1 1/8"-self locking
66/	A-exc. WER axle-refer to group 4216		377574-S7-8(PP41B)	10	Plug (gear to case)-7/16"-20 x .96" locking
65/70	F, X		379237-S(BB394A)	8	Bolt (ring gear to case)-3/8"-24 x 1.17"-locking
66/70	F, X		372768-S(BB347)	8	Bolt (gear to case)-3/8"-24 x 3/4 locking
66/	U (front drive axle)		350672-S(BB214)	10	Bolt (gear to case)-3/8"-24 x 15/16"
67	U(front locking axle)		350672-S(BB214)	10	Bolt (gear to case)-3/8"-24 x 15/16"
65/	X		372768-S(BB437)	8	Bolt (gear to case)-3/8"-24 x 3/4"-locking
65	F			8	
67	B	WEZ		8	
70	P	WDV		8	

HALPERT_AUCTIONS

YEAR	MODEL	AXLE IDENTIFICATION	PART NUMBER	QTY.	DESCRIPTION
	4211 SHAFT - REAR AXLE DIFFERENTIAL PINION				
	- A -				
65/	A(2 pinion diff.)-8.7", 9" R/G		B7AZ 4211-A	1	Includes (1) C9AW 4211-A shaft & (1) 305105-S pin-(when replacing 69/ 8.7" R/G, use C7AZ 4241-A pin)
65/	A(4 pinion diff.)-9" R/G		C1AZ 4211-B	1	Includes (1) C9OW 4420-B seat, (2) WAB 44207-A shaft & (3) 359475-S pin-also use B7AZ 4211-A to replace long shaft if required
67/69	A(8 1/2" R/G)		C7AZ 4211-B	1	Includes (1) C7AZ 4241-A pin
66/71	A(9 3/8" R/G)		C6AZ 4211-B	1	7/8" dia.-5 3/8" long-includes (1) 359475-S pin & (1) C9AW 4211-B shaft
	- B -				
67/68	B(2 pinion diff.)-7 1/4" R/G		C0DZ 4211-A	1	Includes (1) 305086-S pin
67/68	B(4 pinion diff.)-7 1/4" R/G		C1DZ 4211-A	1	Includes (2) C1DW 4419-A shaft, (1) C1DW 4420-A seat & (3) 305110-S pin
65/	B(2 pinion diff.)-7 3/4", 8",9" R/G		B7AZ 4211-A	1	Includes (1) C9AW 4211-A shaft & (1) 305105-S pin
65/	B(4 pinion diff.)-9" R/G		C1AZ 4211-B	1	Includes (1) C9OW 4420-B seat, (2) WAB 44207-A shaft & (3) 359475-S pins-also use B7AZ 4211-A to replace long shaft if required
	- F -				
65/70	F(2 pinion diff.)-7 1/4" R/G		C0DZ 4211-A	1	Includes (1) 305086-S pin
65/70	F(4 pinion diff.)-7 1/4" R/G		C1DZ 4211-A	1	Includes (2) C1DW 4419-A shaft, (1) C1DW 4420-A seat & (3) 305110-S pin
65/	F(4 pinion diff.)-9" R/G		C1AZ 4211-B	1	Includes (1) C9OW 4420-B seat, (2) WAB 44207-A shaft & (3) 359475-S pin -also use B7AZ 4211-A to replace long shaft if required
65/	F(2 pinion diff.)-8", 9" R/G		B7AZ 4211-A	1	Includes (1) C9AW 4211-A shaft & (1) 305105-S pin
	- L -				
71/	L-6 3/4" R/G		C0DZ 4211-A	1	Includes (1) 305086-S pin
	- P -				
70	P-7 1/4" R/G		C0DZ 4211-A	1	Includes (1) 305086-S pin
70/	P-8" R/G		B7AZ 4211-A	1	Includes (1) C9AW 4211-A shaft & (1) 305105-S pin
	- S -				
65/	S(2 pinion diff.)-9" R/G		B7AZ 4211-A	1	Includes (1) C9AW 4211-A shaft & (1) 305105-S pin
65/	S(4 pinion diff.)-9" R/G	Exc. WFV-G,H,J,K, WGB-R,S	C1AZ 4211-B	1	Includes (1) C9OW 4420-B seat, (2) WAB 44207-A shaft & (3) 359475-S pin also use B7AZ 4211-A to replace long shaft if required
72	S(4 pinion)-9" R/G	WFV-G,H,J,K, WGB-R,S	D3SZ 4211-A	1	
66/	S-9 3/8" R/G		C6AZ 4211-B	1	Includes (1) C9AW 4211-B shaft & (1) 359475-S pin

COPYRIGHT © 1975 — FORD MOTOR COMPANY — DEARBORN, MICHIGAN

HALPERT_AUCTIONS

YEAR	MODEL	AXLE IDENTIFICATION	PART NUMBER	QTY.	DESCRIPTION
4211 SHAFT - REAR AXLE DIFFERENTIAL PINION - continued					
	- U -				
66/	U(rear drive axle)		B7AZ 4211-A	1	Includes (1) C9AW 4211-A shaft & (1) 305105-S pin
66/71	U(front drive axle)- "Before Ser.K20,001"		C6TZ 4211-A	1	11/16" dia.-4 3/8" long-without locking differential
71/	U(front drive axle)- "From Ser.K20,001"		8L 4211	1	5" long-without locking differential
66/	U(front drive axle)		C6TZ 4211-D	2	4 19/64" long-with locking differential
	- X -				
67/68	X(2 pinion diff.)-7 1/4" R/G		C0DZ 4211-A	1	Includes (1) 305086-S pin
67/68	X(4 pinion diff.)-7 1/4" R/G		C1DZ 4211-A	1	Includes (2) C1DW 4419-A shaft, (1) C1DW 4420-A seat & (3) 305110-S pin
65/70	X-7 3/4",8" R/G		B7AZ 4211-A	1	Includes (1) C9AW 4211-A shaft & (1) 305105-S pin
65/	A (with locking axle)		352506-S(NN115)	1	Pin (shaft lock)-1/4"-1 1/2"
65/	A, B, F, S, U, X		359475-S(NN116)	1or3	Pin (shaft lock)-1/4" x 1 3/4"
66/	A, S	WDT, WEF	305140-S(NN117)	1	Pin (shaft lock)-1/4" x 2 1/4"
67/	A	WER	34806-S7(X64)	1	Lockwasher-7/16"
65/	B, F, P, X (6 cyl.)		353909-S8(NN109)	1	Pin (shaft lock)-3/16" x 1 1/2"
66/	U (front drive axle)		357228-S(NN130)	1	Pin (shaft lock)-15/64" x 1 7/16"
65	X (locking axle)		★350086-S	1	Pin (shaft lock)-3/16" x 1 1/8" spring
4214 WASHER - REAR AXLE DIFFERENTIAL CLUTCH - SPRING					
65/69	A, B, F, U, S, X (w/equalock)		C4AZ 4214-A	1	8",9" & 9 3/8" R/G
68/	A, B, F, P, S, U, X- (w/traction lok)		D0AZ 4214-A	4	1 1/16" free length-7/16" O.D. -8 coils - 8",9" & 9 3/8" R/G
65/70	F, X(w/equalock)		C4DZ 4214-A	1	Locking axle-integral carrier-7 1/4"R/G
4215 PINION KIT - REAR AXLE DIFFERENTIAL					
65/69	A, B, F, S, U, X(7 3/4", 8", 9" ring gear) (W/equalock axles)		★C1AZ 4215-C r/b C8OZ 4215-A (11-73)	1or2	Consists of -2-C1AW 4215-C pinion 2- B7A 4230-A washer
69/	A(8.7" ring gear)	WER-F, G, H	C9AZ 4215-A	1	Consists of -2-D0AW 4215-A pinion
65/72	A, B, F, P, S, U, X(7 3/4" 8",9" ring gear) (w/conventional axles)			1or2	2-D0AZ 4230-A washer
66/	A, S (9 3/8" ring gear)		C6AZ 4215-A	1	Consists of-2-C6AW 4215-A pinion gears 2-C6AZ 4230-A thrust washer
67/69	A (8 1/2" ring gear)	WER-A, C, E	C7AZ 4215-A	1	Consists of-(2)C7AZ 4215-A pinion gears (2)-C7AZ 4230-A thrust washer
68/	A, B, F, P, S, U, X-(8" & 9" R/G)-w/traction lok axles)		C8OZ 4215-A	1	Consists of -4-C9OW 4215-A gears 4-C9OZ 4230-A washers
65/	B, F, L, P, X(6 3/4", 7", 7 1/4" ring gear)		C0DZ 4215-C	1	Consists of- 2-C0DW 4215-C pinion 2-C0DW 4230-C washer
66/71	U (front drive axle)- "Before Ser.K20,001"		C6TZ 4215-A	AR	
71/	U(front drive axle)- "From Ser.K20,001"		8M 4215	AR	
4216 BOLT - REAR AXLE DIFFERENTIAL GEAR TO CASE					
65/67	A (8 cyl. 406, 427)		C3AZ 4216-A	10	To attach ring gear with 7/16" holes to case with 1/2" holes
66/69	A, S (9 3/8" ring gear)	WDT, WEF	C6AZ 4216-A	10	7/16"-20 x .96" use with Equa Lock diff. only
67/	A(8 1/2", 8.7" ring gear)	WER	C7AZ 4216-A	10	7/16"-20 x 3/4"
66/	U (front drive axle)		C6TZ 4216-D	8	3/8"-24 x 2 29/32" L.H. thread for locking diff. only
65/	A		350627-S	10	7/16" x 20" x 1 3/16"

HALPERT_AUCTIONS

4221-2 CONE - ROLLER and CUP - REAR AXLE DIFFERENTIAL BEARING

CONE-ROLLER and CUP CROSS-REFERENCE CHART

(FOR MODEL APPLICATION, REFER TO MODEL APPLICATION CHART ON THIS PAGE)

CONE-ROLLER	
IDENTIFICATION	SERVICE PART NUMBER
25590	B7T 1201-A
29749	C1UW 4221-A
LM48548	B7C 1201-A
LM102949	C9AZ 4221-A
LM501349	B7A 4221-A
LM603049	B7A 4221-B

CUP	
IDENTIFICATION	SERVICE PART NUMBER
25520	C3TZ 1202-B
25523	8M 4222
29710	C1UW 4222-A
48510	B7C 1202-A
LM102910	C9AZ 4222-A
LM501310	B7A 4222-A
LM501314	C6TZ 4222-A
LM603011	B7A 4222-B

YEAR	MODEL	CONE-ROLLER	QTY.	CUP	QTY	DESCRIPTION
	- A -					
65/70	A(8 1/2",9" R/G)- "Before 5/13/70"	B7A 4221-A	2	B7A 4222-A	2	•M-medium size
65/70	A(9" R/G)- "Before 5/13/70"	B7A 4221-B	2	B7A 4222-B	2	•L-large size
69/	A(8.7" R/G)	C9AZ 4221-A	2	C9AZ 4222-A	2	•SL-slim-line size
70/	A(9" R/G)-"From 5/13/70"		2		2	
66/70	A(9 3/8" R/G)	B7T 1201-A	2	C3TZ 1202-B	2	•XL-extra large size
	- B -					
67/68	B(7 1/4" R/G)	C1UW 4221-A	2	C1UW 4222-A	2	•S-small size
65/	B(7 3/4",8" R/G)	B7A 4221-A	2	B7A 4222-A	2	•M-medium size
65/70	B(9" R/G)-"Before 5/13/70"		2		2	
65/70	B(9" R/G)-"Before 5/13/70"	B7A 4221-B	2	B7A 4222-B	2	•L-large size
70/	B(9" R/G)-"From 5/13/70"	C9AZ 4221-A	2	C9AZ 4222-A	2	•SL-slim-line size
	- F -					
65/70	F(7 1/4" R/G)	C1UW 4221-A	2	C1UW 4222-A	2	•S-small size
65/	F(7 3/4",8" R/G)	B7A 4221-A	2	B7A 4222-A	2	•M-medium size
65/70	F(9" R/G)-"Before 5/13/70"		2		2	•M-medium size
65/70	F(9" R/G)-"Before 5/13/70"	B7A 4221-B	2	B7A 4222-B	2	•L-large size
70/	F(9" R/G)-"From 5/13/70"	C9AZ 4221-A	2	C9AZ 4222-A	2	•SL-slim-line size
	- L -					
71/	L(6 3/4" R/G)	B7C 1201-A	2	B7C 1202-A	2	•XS-extra small size
	- P -					
70	P(7 1/4" R/G)	C1UW 4221-A	2	C1UW 4222-A	2	•S-small size
70/	P(8" R/G)	B7A 4221-A	2	B7A 4222-A	2	•M-medium size
	- S -					
65/70	S(9" R/G)-"Before 5/13/70"	B7A 4221-B	2	B7A 4222-B	2	•L-large size
70/	S(9" R/G)-"From 5/13/70"	C9AZ 4221-A	2	C9AZ 4222-A	2	•SL-slim-line size
66/	S(9 3/8" R/G)	B7T 1201-A	2	C3TZ 1202-B	2	•XL-extra large size
	- U -					
66/70	U(rear drive axle)- "Before 5/13/70"	B7A 4221-A	2	B7A 4222-A	2	•M-medium size
67	U(rear drive axle)	B7A 4221-B	2	B7A 4222-B	2	•L-large size
70/	U(rear drive axle)	C9AZ 4221-A	2	C9AZ 4222-A	2	•SL-slim-line size
66/	U(front drive axle)-Dana (Spicer) 30,44	B7A 4221-B	2	B7A 4222-B	2	•L-large size-used as inner wheel bearing & cup
66/71	U(front drive axle)-Dana (Spicer) 30- "Before Ser.K20,001"	B7A 4221-A	2			Used as outer wheel & differential bearing
	"Before Ser.K20,001"			B7A 4222-A	2	Used as outer wheel bearing cup
	"Before Ser.K20,001"			C6TZ 4222-A	2	Used as differential bearing cup

• Refer to Page 1, Section 40 for explanation.

COPYRIGHT © 1975 — FORD MOTOR COMPANY — DEARBORN, MICHIGAN

HALPERT_AUCTIONS

REFER TO CHART BEGINNING ON PAGE 2 BEFORE SELECTING PARTS FROM GROUPS BELOW

YEAR	MODEL	CONE-ROLLER	QTY.	CUP	QTY.	DESCRIPTION
	4221-2 CONE - ROLLER and CUP - DIFFERENTIAL BEARING - continued					
	- U -					
71/	U(front drive axle)-Dana(Spicer) (Spicer) 44- "From Ser.K20,001"	B7A 4221-A	2	B7A 4222-A	2	Used as outer wheel bearing & cup
71/	U(front drive axle)-Dana (Spicer) 44- "From Ser.K20,001"	B7T 1201-A	2	8M 4222	2	Used as differential bearing & cup
	- X -					
65/70	X(7 1/4" R/G)	C1UW 4221-A	2	C1UW 4222-A	2	•S-small size
65/70	X(8" R/G)	B7A 4221-A	2	B7A 4222-A	2	•M-medium size

YEAR	MODEL	AXLE IDENTIFICATION	PART NUMBER	QTY.	DESCRIPTION
	4228 WASHER - REAR AXLE DIFFERENTIAL SIDE GEAR THRUST				
65/69	A,B,F,S,U,X(7 3/4",8", 8 1/2",8.7", 9" R/G) "Before 11/18/68"		C2OW 4228-A	2	1 25/32" I.D. -2 7/8" O.D. -.031" thick
69/	A,B,F,S,U,X(7 3/4",8", 8 1/2",8.7",9" R/G) "From 11/18/68"		C9OZ 4228-A	2	2.84 O.D. -1.78 I.D. -.030 to .032 thick color code yellow-also supplied in 4236 kit
69/	A,S (9 3/8" R/G)	Traction Lok		1	
66/	A,S(9 3/8" ring gear)	All exc.Traction Lok	C6AZ 4228-A	2	1 25/32" I.D.-3 3/64" O.D.-.032" thick-
69/	A,S(9 3/8" R/G)	Traction Lok		1	also supplied in 4236 kit
65/70	B,F,P,X(6 3/4",7",7 1/4" ring gear)		C0DW 4228-A	2	1 25/64" I.D. -2 1/4" O.D. -.032" thick-
71/	L(6 3/4" R/G)			2	also supplied in 4236 kit
66/71	U (front drive axle)- "Before Ser.K20,001"		C6TZ 4228-A	2	1 37/64" I.D. -2 3/8" O.D. -.032" thick
71/	U(front drive axle)- "From Ser.K20,001"		C1VY 4228-A	1	1 49/64" I.D.-2 13/16" O.D.-.031" thick
	4230 WASHER - REAR AXLE DIFFERENTIAL PINION THRUST				
65/71	A,B,F,P,S,U,X(7 3/4", 8", 9" R/G)	All exc.Traction Lok	B7AZ 4230-A	2or4	25/32" I.D.-1 33/64" O.D.-.032" thick- phosphate coated
66/	A,S(9 3/8" ring gear)		C6AZ 4230-A	2	29/32" I.D. -1 3/4" O.D. -.031" thick- phosphate coated-also supplied in 4215 kit
67/69	A(8 1/2" ring gear)	WER-A,C,E	C7AZ 4230-A	2	49/64" I.D. -1 33/64" O.D. -032" thick - phosphate coated-also supplied in 4215 kit
68/	A,B,F,P,U,X (8", 9" R/G)	Traction Lok	C9OZ 4230-A	4	1 7/16" O.D. -3/4" I.D.-also supplied
70/	S(9" ring gear)			4	in 4215 kit
69/	A(8.7" R/G)	WER-F,G,H	D0AZ 4230-A	2	3/4" I.D. -1 1/2" O.D. -also supplied in
72	A,B,F,P,S(8", 9" R/G) all exc. Traction Lok			2or4	4215 kit
65/70	B.F.P.X(6 3/4",7",7 1/4" ring gear)		C0DW 4230-C	2	21/32" I.D. -1 11/32" O.D. -032" thick - cadmium plate - White -also supplied
71/	L(6 3/4" R/G)			2	in 4215 kit
66/71	U (front drive axle)- "Before Ser.K20,001"		C6TZ 4230-A	AR	45/64" I.D. -1 19/32" O.D. -.032" thick
71/	U(front drive axle)- "From Ser.K20,001"		8M 4230-A	AR	
	4A233 CLUTCH - REAR AXLE DRIVEN				
65/67	A (8 cyl. 427)		C5AZ 4A233-A	2	20 teeth-27 splines-no spin differential

• Refer to Page 1, Section 40 for explanation

HALPERT_AUCTIONS

YEAR	MODEL	AXLE IDENTIFICATION	PART NUMBER	QTY.	DESCRIPTION
	4234-5 SHAFT ASSY. - REAR AXLE				
	- A -				
65	A (9" R/G)	WDC-W, X	▲C5AZ 4234-C	1	31 splines-R. H. -32 5/16" long
			▲C5AZ 4234-D	1	-L. H. -29 19/32" long
65/67	A (9" R/G)	WDC-CB, WDD	●C5AZ 4234-A	1	28 splines-R. H. -32 1/4" long
			●C5AZ 4234-B	1	-L. H. -29 19/32" long
65/68	A (9" R/G)	WDC(exc. CB) WDL	▲C5AZ 4234-G	1	28 splines-R. H. -32 5/16" long
			▲C5AZ 4234-H	1	-L. H. -29 19/32" long
66/68	A (9 3/8" R/G)	WDT	▲C6SZ 4234-A	1	31 splines-R. H. -31 7/8" long
			▲C6AZ 4234-B	1	-L. H. -29 13/16" long
67/68	A (8 1/2" R/G)	WER	*C7AZ 4234-C	1	28 splines-R. H. -32 7/32" long
			*C7AZ 4234-D	1	-L. H. -30 1/8" long
69/70	A (9 3/8" R/G)	WDT, WFH	▲C9AZ 4234-E	1	31 splines-R. H. -33" long
			▲C9AZ 4234-F	1	-L. H. -30 3/4" long
69/	A (9" R/G)	WDC, WDL, WFG	▲C9AZ 4234-C	1	28 splines-R. H. -33 1/4" long
			▲C9AZ 4234-D	1	-L. H. -30 9/16" long
69/	A (8 1/2" & 8.7" R/G)	WER	*C9AZ 4234-A	1	28 splines-R. H. -33 3/16" long
			*C9AZ 4234-B	1	-L. H. -31 1/8" long
	- B -				
65	B (8" R/G)	WCL, WDK	●C2OZ 4234-A	1	28 splines-R. H. -30 1/8" long
			●C2OZ 4235-A	1	-L. H. -26 5/64" long
65	B (9" R/G)	WCU-B, C, D	●C5OZ 4234-B	1	28 splines-R. H. -30 1/8" long
			●C5OZ 4234-A	1	-L. H. -26 5/64" long
66/69	B (8" & 9" R/G)		●C9OZ 4234-A	1	28 splines-R. H. -31 1/8" long
			●C9OZ 4234-B	1	-L. H. -27 1/16" long
67/68	B (7 1/4" R/G)	WEZ	●C7OZ 4234-C	1	24 splines-R. H. -30 59/64" long
			●C7OZ 4234-D	1	-L. H. -27 27/64" long
67/69	B (9" R/G)		●C9OZ 4234-C	1	31 splines-R. H. -31 1/8" long
			●C9OZ 4234-D	1	-L. H. -27 1/16" long
70/71	B (8" & 9" R/G)		●D0OZ 4234-C	1	28 splines-R. H. -31 7/8" long
			●D0OZ 4234-D		-L. H. -27 13/16" long
70/71	B (9" R/G)		●D0OZ 4234-A	1	31 splines-R.H.-31 7/8" long
			●D0OZ 4234-B	1	-L. H. -27 13/16" long
72	B (8 & 9" R/G)	All	†D2OZ 4234-C	1	28 splines-R. H. -32 29/64" long
			†D2OZ 4234-D	1	-L. H. -29 51/64" long
	- F -				
☆65/66	F (7 1/4" R/G)	WCY	◊C4DZ 4234-A	1	24 splines-R. H. -29 15/16" long
			◊C4DZ 4234-B	1	-L. H. 26 7/16" long
♦65/66	F (7 1/4" R/G)	WCY	◊C4DZ 4234-A	1	24 splines-R.H.-29 15/16" long
			CC4DW 4275-A	1	-L.H.-26 7/16" long
65/66	F (8" R/G)	WCZ, WDJ	●C2OZ 4234-A	1	28 splines-R. H. -30 1/8" long
			●C2OZ 4235-A	1	-L. H. -26 5/64" long
65/66	F (9" R/G)	WCZ	●C5OZ 4234-B	1	28 splines-R. H. -30 1/8" long
			●C5OZ 4234-A	1	-L. H. -26 5/64" long
67/69	F(8" & 9" R/G)- "Before 3/15/69"	WCZ, WDJ, WES exc. U, WFB	●C6OZ 4234-F	1	28 splines-R. H. -31 1/8" long
			●C9OZ 4234-B	1	-L. H. -27 1/16" long
69/70	F(8" & 9" R/G)- "From 3/15/69"		●C9OZ 4234-A	1	28 splines-R.H.-31 1/8" long
			●C9OZ 4234-B	1	-L. H. -27 1/16" long
67/70	F (7 1/4" R/G)	WCY	◊C6DZ 4234-C	1	24 splines-R. H. -30 15/16" long
			◊C6DZ 4234-D	1	-L. H. -27 7/16" long
67/70	F(9" R/G)		●C9OZ 4234-C	1	31 splines-R.H.-31 1/8" long
			●C9OZ 4234-D	1	-L.H.-27 1/16" long
71	F(8" & 9" R/G)	All-exc. WES-AE3, AJ3, WFD-F3, M3	●D0OZ 4234-C	1	28 splines-R.H.-31 7/8" long
			●D0OZ 4234-D	1	-L.H.-27 13/16" long

▲ Includes C9AZ 1225-A bearing (large) ● Includes D0AZ 1225-A bearing (med.) * Includes C7AZ 1225-A bearing

☆ U.S. Only ♦ Canada Only ◊ Includes C0DZ 1225-C bearing (small) † Includes D2OZ 1225-A bearing

COPYRIGHT © 1975 — FORD MOTOR COMPANY — DEARBORN, MICHIGAN

HALPERT_AUCTIONS

YEAR	MODEL	AXLE IDENTIFICATION	PART NUMBER	QTY.	DESCRIPTION
4234-5 SHAFT ASSY. - REAR AXLE - continued					
	- F -				
71	F(9" R/G)	WES-AE3, AJ3,	★●D1ZZ 4234-C	1	28 splines-R.H.-31 49/64" long -repl. by D3ZZ 4234-A (10-74)
		WFD-F3, M3	●D1ZZ 4234-D	1	-L.H.-27 13/16" long
71/	F(9" R/G)		●D1ZZ 4234-A	1	31 splines-R.H.-31 25/32" long
			●D1ZZ 4234-B	1	-L.H.-27 13/16" long
72	F(8" & 9" R/G)	WCZ, WES(exc. AK). WFL. WFB	●D0OZ 4234-C	1	28 splines-R.H.-31 7/8" long
			●D0OZ 4234-D	1	-L.H.-27 13/16" long
72	F(9" R/G)	WES-AK, WFD-F3	●D1ZZ 4234-C	1	28 splines-R.H.-31 49/64" long
			●D1ZZ 4234-D	1	-L.H.-27 13/16" long
	- L -				
71/72	L(6 3/4" R/G)	WDV, WGF	†D3FZ 4234-A	1	23 splines-R.H.-29 11/16" long
			†D3FZ 4234-B	1	-L.H.-26 3/16" long
	- P -				
70	P(7 1/4" R/G)	WDV	◊D0DZ 4234-A	1	24 splines-R.H.-29 7/16" long
			◊D0DZ 4234-B	1	-L.H.-25 15/16" long
70/	P(8" R/G)	WDV-M, N, WDW-L, M WFS-B	♦D0DZ 4234-E	1	28 splines-4 wheel bolts- -R.H.-29 1/2" long
			♦D0DZ 4234-F	1	-L.H.-25 9/16" long
71/	P(8" R/G)	WDW-T, U, WFS-C	●D3DZ 4234-A	1	28 splines-5 wheel bolts- -R.H.-29 5/8" long
			§●D3DZ 4234-B	1	-L.H.-25 9/16" long
	- S -				
65	S (9" R/G)	WCD, WDE	▲C2SZ 4234-C	1	28 splines-R.H.-32 1/4" long
			▲C2SZ 4234-D	1	-L.H.-27 15/16" long
66	S(9"R/G)	WCD	▲C6SZ 4234-C	1	28 splines-L.H.-27 7/8" long
			▲C6SZ 4234-D	1	-R.H.-32 1/4" long
66	S(9 3/8" R/G)	WEF	▲C6SZ 4234-A	1	31 splines-R.H.-31 7/8" long
			▲C6SZ 4234-B	1	-L.H.-27 31/32" long
67/68	S (9 3/8" R/G)	WDT	▲C6SZ 4234-A	1	31 splines-R.H.-31 7/8" long
			▲C6AZ 4234-B	1	-L.H.-29 13/16" long
67	S (9" R/G)	WDC	▲C5AZ 4234-G	1	28 splines-R.H.-32 5/16" long
69	S (9" R/G) - "Before 6/15/70"	WFV, WGB	▲C5AZ 4234-H	1	-L.H.-29 19/32" long
69/71	S(9" R/G) - "From 6/15/70"	WFV, WGB	▲C9SZ 4234-F	1	28 splines-R.H.-32 5/16" long
			▲C9SZ 4234-E	1	-L.H.-29 19/32" long
69/71	S (9 3/8" R/G)	WGA, WFN (w/o anti-skid system)	▲C9SZ 4234-A	1	31 splines-R.H.-31 7/8" long
			▲C9SZ 4234-B	1	-L.H.-29 13/16" long
69	S (9 3/8" R/G)	WGA (with anti-skid system)	▲C9SZ 4234-C	1	31 splines-R.H.-31 7/8" long
			▲C9SZ 4234-D	1	-L.H.-29 13/16" long
70	S (9 3/8" R/G)- "Before 1/19/70"	WGA, WFN (with anti-skid system)	$D0SZ 4234-A	1	31 splines-R.H.-31 7/8" long
			$D0SZ 4234-B	1	-L.H.-29 13/16" long
70/71	S (9 3/8" R/G)- "From 1/19/70"	WGA, WFN (with sure-track)	▲C9SZ 4234-A	1	31 splines-R.H.-31 7/8" long
			▲C9SZ 4234-B	1	-L.H.-29 13/16" long
72	S(9" R/G)-		ø‡D2OZ 4234-C	1	28 splines-R.H.-32 29/64" long
			ø‡D2OZ 4234-D	1	-L.H.-29 51/64" long
72	S(9 3/8" R/G)		‡D2SZ 4234-A	1	31 splines-R.H.-32 3/16" long
			‡D2SZ 4234-B	1	-L.H.-29 63/64" long
	- U -				
66/	U(8 3/4" & 9" R/G w/ medium wheel brg.)	WEM, WFP	★●C6TZ 4234-A	1	28 splines-R.H.-29 11/16" long- repl. by D3TZ 4234-G (10-74)
	medium wheel brg.)		★●C6TZ 4234-B	1	-L.H.-27 1/4" long-repl. by D3TZ 4234-F (10-74)
66/	U(8 3/4" & R/G w/ large wheel brg.)	WEN, WFP	★▲C6TZ 4234-D	1	28 splines-R.H.-29 3/21" long- repl. by D3TZ 4234-H (10-74)
			★▲C6TZ 4234-C	1	-L.H.-26 31/32" long-repl. by D3TZ 4234-J (10-74)

▲ Includes C9AZ 1225-A bearing (large)
● Includes D0AZ 1225-A bearing (medium)
♦ Includes D0DZ 1225-A bearing (small)
$ Includes rotor, sensor & bearing
◊ Includes C0DZ 1225-C bearing (small)
†† Includes D5DZ 1225-A bearing
† Includes D1FZ 1225-A bearing (extra small)
‡ Includes D2OZ 1225-A bearing

HALPERT_AUCTIONS

YEAR	MODEL	AXLE IDENTIFICATION	PART NUMBER	QTY.	DESCRIPTION
	4234-5 SHAFT ASSY. - REAR AXLE - continued				
	- X -				
65	X(7 1/4" R/G)	WCY	◊ C4DZ 4234-A	1	24 splines-R. H. -29 15/16" long
			◊ C4DZ 4234-B	1	-L. H. -26 7/16" long
65	X(8" R/G)	WCZ, WDJ	• C2OZ 4234-A	1	28 splines-R. H. -30 1/8" long
			• C2OZ 4235-A	1	-L. H. -26 5/64" long
66	X(7 1/4" R/G)	WDV	◊ C6DZ 4234- C	1	24 splines-R. H. -30 15/16" long
			★◊ C6DZ 4234-B r/b C6DZ 4234-D(5-73)	1	-L. H. -27 7/16" long
66/67	X(8" R/G)	WDW, WDY, WDZ, WEA	• C6OZ 4234- F	1	28 splines-R. H. -31 1/4" long
			• C9OZ 4234-B	1	-L. H. -27 1/16" long
67/70	X(7 1/4" R/G)	WDV	◊ C6DZ 4234-C	1	24 splines-R. H. -30 15/16" long
			◊ C6DZ 4234-D	1	-L. H. -27 7/16" long
68/69	X(8" R/G)- "Before 3/15/69"	WDW, WDY, WDZ, WEA	• C6OZ 4234-F	1	28 splines-R. H. -31 1/8" long
			• C9OZ 4234-B	1	-L. H. -27 1/16 long
69/70	X(8" R/G)- "From 3/15/69"	WDW, WDY-A, WDZ, WEA	• C9OZ 4234-A	1	28 splines-R.H.-31 1/8" long
			• C9OZ 4234-B	1	-L. H. -27 1/16" long
70	X(8 & 9" R/G)	WDY-A1	• D0OZ 4234-C	1	28 splines-R. H. -31 7/8" long
			• D0OZ 4234-D	1	-L. H. -27 13/16" long
65/	A, S, X		356080-S32(MM270)	4or6	Spring nut (shaft to brake drum)-1/2"
	4A234 CLUTCH & RING REAR AXLE				
65/67	A (8 cyl. 427)		C5AZ 4A234-A	1	No spin differential
	4236 GEAR - REAR AXLE DIFFERENTIAL SIDE - Also refer to group 4236-7 kits				
65/68	A, B, F, S, U, X (with locking axle)-except 7 1/4", 9 3/8" ring gear		C2AZ 4236-B	1	28 splines-4 omitted-no hub-use with 1 pc. C2AW 4236-A included in C2AZ 4236-A kit
66/70	B, F, X(7 1/4" R/G)		C4DZ 4236-B	1	24 splines-no hub-with locking axle
68/71	B, F, (9" R/G)-traction lok		C8OZ 4236-A	1	31 spline-R. H. -16 teeth, 1 3/16" long
			C8OZ 4236-B	1	-L. H. -16 teeth-2 1/32" long
72	F(9" R/G)-traction lok			1	
69/71	B, F, (9" R/G)-conventional		C8OZ 4236-A	2	31 spline-16 teeth-1 3/16" long
72	F(9" R/G)-conventional			2	
65/70	B, F, P, X(7 1/4" R/G)		D0DZ 4236-A	AR	16 teeth-24 spline
				1	with locking axle
				2	with non-locking axle
71/	L(6 3/4" R/G)		D1FZ 4236-A	1	16 teeth-23 spline-also serviced in D1FZ 4263-B kit
	4236 GEAR - REAR AXLE DIFFERENTIAL SIDE - Also refer to group 4236-7 kits				
65	A (8 cyl. 427)- with locking axle		C5AZ 4236-A	2	27 teeth -31 splines- no spin differential
	4236 GEAR KIT - REAR AXLE DIFFERENTIAL SIDE				
65/68	A, B, F, S, U, X(8", 9" R/G)		★C2AZ 4236-A r/b C9AZ 4236-B (3-74)	1	28 splines-4 omitted-with hub Consists of 2-C2AW 4236-A Gear (use 1 pc. for locking axle) 2-C9OZ 4228-A Washer
65/68	A, B(8 cyl. 427)- Exc. locking axle		C4AZ 4236-A	1	31 splines-4 omitted-with hub Consists of - 2-C4AW 4236-A Gear,
70/71	B, F	WFU-D, E		2	2-C9OZ 4228-A Washer
66/	A, S (with locking axle)- 9 3/8" R/G		C6AZ 4236-A	1	Consists of 1-C6AW 4236-A side gear w/o hub-1-C6AW 4236-B side gear with hub-2-C6AZ 4228-A thrust washer-31 splines/4 omitted
66/	A, S(Exc. locking axle) - 9 3/8" R/G		C6AZ 4236-B	1	Consists of 2-C6AW 4236-B side gear with hub-2-C6AZ 4228-A thrust washer 31 spines 4 omitted

• Includes D0AZ 1225-A bearing (med.) ◊ Includes C0DZ 1225-C bearing (small)

COPYRIGHT © 1975 — FORD MOTOR COMPANY — DEARBORN, MICHIGAN

FINAL ISSUE

YEAR	MODEL	AXLE IDENTIFICATION	PART NUMBER	QTY.	DESCRIPTION
	4236 GEAR KIT - REAR AXLE DIFFERENTIAL SIDE -continued				
67/	A(8 1/2", 8.7" R/G)	WER	C7AZ 4236-A	1	28 splines-4 omitted-with hub includes (2)C7AW 4236-A Gear, (2) C9OZ 4228-A Washer
69/	A, B, F, P, S, U, X(8", 9"R/G)		C9AZ 4236-A	1	With locking differential-28 spline includes: (1) C9OW 4236-A gear-21/32" long (1) C9OW 4236-B gear-1 3/16" long (2) C9OZ 4228-A Washers
			C9AZ 4236-B	1	With standard differential-28 spline includes: (2) C9OW 4236-B gears-1 3/16" long (2) C9OZ 4228-A washers
65/70	B, F, P, X(6 3/4", 7", 7 1/4" R/G		C1DZ 4236-C	1	24 splines - Consists of 2 - D0DZ 4236-A Gear 2 - C0DW 4228-A Washer
71/	L(6 3/4" R/G)	WDV, WGF	D1FZ 4236-B	1	Includes (2) D1FZ 4236-A gears, (2) C0DW 4228-A washers
	4237 GEAR KIT - FRONT AXLE DIFFERENTIAL SIDE				
66/71	U (front drive axle)- "Before Ser.K20,001"	Dana (Spicer) 30	C6TZ 4236-D	2	Except locking differential
66/71	U (front drive axle)- "Before Ser.K20,001"	Dana (Spicer) 30	C6TZ 4237-A	1	With locking differential - consists of 2 side gears stamped 34007, 4 pinions stamped 34011
71/	U(front drive axle)- "From Ser.K20,001"	Dana (Spicer) 44	D1TZ 4237-A	1	With locking differential-includes (2) side gears, (2) pinions, (1) shaft, (2) snap rings, (2) thrust washers
71/	U(front drive axle)- "From Ser.K20,001"	Dana (Spicer) 44	D1TZ 4237-B	1	Except locking differential-includes (1) 8L 4211 shaft, (2) 8M 4215 pinions, (2) C1VY 4228-A thrust washers, (2) 8M 4230 thrust washers, (2) C6TZ 4236-E gears, (1) 357228-Slock
	4N237 "U" WASHER - REAR AXLE SHAFT RETAINING				
67/	A(8 1/2", 8.7" R/G)	WER	C7AZ 4N237-A	2	
	4238 SHAFT - REAR AXLE - Refer to Group 4234-5				
	4241 PIN - REAR AXLE DIFFERENTIAL & PINION SHAFT LOCK				
67/	A(8 1/2", 8.7" R/G)	WER	C7AZ 4241-A	1	2" long-1/2" shoulder with 5/16"-18 thread-pin 1/4" dia.
	4A263 DAMPER - REAR AXLE DRIVE LINE VIBRATION				
66	A(63)240, 289, 352, 390- (except 390 LTD)-not used with 4 speed trans. - "From 5/2/66"		★C6AZ 4A263-C	1	On axle
69/	A(8 cyl. 302-w/C4 A/T)		C9AZ 4A263-A	1	15" long
70/	A(8 cyl. 351 w/all-A/T)			1	
71/	A(8 cyl.400, 429 w/A/T)			1	
67	B(exc.66, 76)(6 cyl. auto. trans.)(8 cyl.289, 302 3/S/T or auto. trans.)- "Before 2/1/68"		C7OZ 4A263-C	1	On transmission
68	B(exc.66, 76)(6 cyl.auto. trans.)(8 cyl.302 3/S/T or A/T)-"From 2/1/68"		C7OZ 4A263-D	1	
69	B(exc.66, 76)(6 & 8cyl., 250, 302, 351 with A/T)			1	
70/71	B(exc.66, 71)-6&8 cyl. 250, 302, 351		D0OZ 4A263-B	1	

HALPERT_AUCTIONS

YEAR	MODEL	AXLE IDENTIFICATION	PART NUMBER	QTY.	DESCRIPTION
	4A263 DAMPER - REAR AXLE DRIVE LINE VIBRATION -continued				
71	L(4 cyl. 122 with A/T&A/C)	All	D1FZ 4A263-C	1	On transmission - stamped L
72	L(4 cyl. 122 with A/T)	All	D2FZ 4A263-A	1	On transmission
72	L(4 cyl.122 with M/T)	All	D2FZ 4A263-B	1	On transmission
68/71	S		C8SZ 4A263-A	1	
67	B		381813-S2 (BB545AB)	2	Bolt(damper assy. to transmission) 5/16"-18 x 1 3/4"
68/	B		56324-S(B318GH)	3	Bolt-hex. head-5/16"-18 x 1 1/2" (damper assy. to transmission extension)
71	L(4 cyl. 122 with A/T & A/C		384720-S100 (BB545AD)	2	Bolt-hex. head-5/16"-18 x 1 1/2" (damper assy. to transmission extension)
	4269 STUD - REAR AXLE TRACK BAR				
65/71	A		C6AZ 4269-A	1	Rear
67/70	S			1	
67/	A, S		33847-S(M58)	1	Nut (to axle)-9/16"-12
67/	A, S		34810-S(X69)	1	Washer (to axle)-9/16" lock
	4298 BRACKET - REAR AXLE DRIVING PINION BEARING RETAINER - Also refer to group 4730				
65/67	A	WDC, WDD, WDL	C6AZ 4298-B	1	Bracket
66/67	B "From 10/24/65"	WEB, WED		1	
66	A "Before 3/23/66"	WDT	C6AZ 4298-D	1	Bracket-except model 63 with damper
66/67	A "From 3/23/66"	WDT	C6AZ 4298-D	1	Bracket
66	B "Before 10/24/65"	WEB, WED		1	
67/68	B	WEC, WEE	C7OZ 4298-A	1	Bracket
68/71	B(exc. 66 & 71)-9"R/G		C8OZ 4298-A	1	Bracket
69/	B (66, 71 & 96)-9" R/G		C5ZZ 4298-B	1	
65/67	F (8 cyl. 289-4/B Special-4/S/T)	WCZ	★C5ZZ 4298-A	1	Repl. by C5ZZ 4298-B (2-74)
67	F "Before 11/15/66"	WES		1	
67/	F "From 11/15/66"	WES, WFB, WFD	C5ZZ 4298-B	1	
71	L	All	D1FZ 4298-A	1	
72	L	All	D2FZ 4298-A	1	
70/	P	All	D0DZ 4298-A	1	
72	S(9" R/G)	WFV-A,E, WGB-D,E,G	D2SZ 4298-A	1	
72	S(9" R/G)	WFV-G,H,J,K, WGB,R,S	D3SZ 4298-A	1	
72	S(9 3/8" R/G)		D2SZ 4298-B	1	
	4A300 SLEEVE - REAR AXLE SHAFT SEAL				
67/	B, F(9" R/G)		C7OZ 4A300-A	2	1 3/8" I. D. -1 1/2" O. D. -5/8" long
72	S(9 3/8" R/G)			2	Use w/31 spline side gears
	4A323 GUIDE - REAR AXLE DIFFERENTIAL CLUTCH PLATE				
68/	A, B, F, P, U, X (8" & 9" R/G traction lok)		D0OZ 4A323-A	4	
70/	S(9" R/G traction-lok)			4	
70/	A, S, (9 3/8" R/G traction-lock)		D0AZ 4A323-A	4	
	4A324 SHIM KIT - REAR AXLE DIFFERENTIAL CLUTCH				
68/	A, B, F, P, S, U, X, (all traction lok)		C8OZ 4A324-A	1	Includes 4-C9OW 4A324-E-.010" thick 2-C9OW 4A324-F-.005" thick
	4A325 PLATE - REAR AXLE DIFFERENTIAL CLUTCH				
68/	A, B, F, P, S, U, X, (all traction lok)		C8OZ 4A325-B	1	4 7/8" O. D. with 4 tabs-.085" thick
	4A326 PLATE - REAR AXLE DIFFERENTIAL CLUTCH SPRING PRELOAD				
68/	A, B, F, P, U, X (8" & 9" R/G traction lok)		C8OZ 4A326-A	1or2	
70/	S(9" R/G)			1	Traction Lok-28 spline shaft
70/	A, S, (9 3/8" R/G traction lok)		D0AZ 4A326-A	1	

COPYRIGHT © 1975 — FORD MOTOR COMPANY — DEARBORN, MICHIGAN

HALPERT_AUCTIONS

REFER TO CHART BEGINNING ON PAGE 2 BEFORE SELECTING PARTS FROM GROUPS BELOW

YEAR	MODEL	AXLE IDENTIFICATION		PART NUMBER	QTY.	DESCRIPTION
	4A332 SEAL - REAR AXLE SHAFT RETAINER WASHER					
67/71	A	WER		C7AZ 4A332-A	1	5/8" I.D.-11/16" O.D.
	4A340 MOUNTING KIT - REAR AXLE STABILIZER					
69	F-Boss 429			★C9ZZ 4A340-A	2	Includes 1-C9ZZ 5486-A bracket 1-C9ZX 4A340-A "U" bolt 1-C9ZX 4A341-A plate 2-33771-S4 nut
	4A343 LINK - REAR AXLE STABILIZER					
69	F-Boss 429			C9ZZ 4A343-A	2	Includes-link assy, bushing, stud & nut
	4346 BOLT - REAR AXLE COVER TO HOUSING					
67/69	A	WER-A, C, E		C7AZ 4346-A	10	3/8"-16 x 5/8" locking
69/	A	WER-F, G, H		C9AZ 4346-A	10	5/16"-18 x 5/8" hex. washer head locking
66/	U(front drive axle)			C6TZ 4346-B	AR	
	4347 BOLT - DIFFERENTIAL CARRIER TO REAR AXLE HOUSING					
65/66	A, S, U			C1AW 4347-A	10	3/8"-24 x 1 9/16"
65/66	B, F, X				10	
67/	A, B, F, P, S, U, X			C1AZ 4347-A	10	3/8"-24 x 1 11/16"
				34445-S7-8(M80)	10	Locknut-3/8"-24
				353667-S(XX156)	5or10	Washer-flat (copper)-25/64"
	4A347 MEMBER - REAR AXLE CENTER DRIVE					
70/71	B, F	WFU-D, E		D0OZ 4A347-A	1	No-spin differential - Includes 1-D0OW 4A021-B cam 1-D0OW 4A348-A member 1-D0OW 4A349-A snap ring
	4A351 CLUTCH & HOLDOUT RING ASSY. - REAR AXLE DIFFERENTIAL					
70/71	B, F	WFU-D, E		D0OZ 4A351-A	2	No-spin differential - Includes 1-D0OW 4A232-A clutch 1-D0OW 4A353-B holdout ring
	4374 SHIM - REAR AXLE SHAFT					
70/71	• Unique competition part			★D0ZX 4374-A	2	
	4420 SEAT - REAR AXLE DIFFERENTIAL PINION SHAFT					
69/	A, B, F, P, S, U, X (8" & 9" R/G, 2 pinion traction-lock)			C9AZ 4420-A	1	
70/71	L					
70/	A, S(9 3/8" R/G, 2 pinion traction-lock)			D0AZ 4420-A	1	
72	L			D2FZ 4420-A	1	
	4529 BOLT - DRIVESHAFT UNIVERSAL JOINT					
65/72	A, B "Before 5/1/72"		(a)	★C1AZ 4529-A	2	5/16"-24 for 1 1/8" bearing caps
65/67	X, F(8 cyl.)			r/b D3AZ 4529-A(7-73)	2	
68/70	X(66, 71)				2	
68/70	X(54, 62)-6 cyl. 200 with A/T & 8 cyl. 289, 302				2	
68/72	F, L, P "Before 5/1/72"				2	
72	A, B, F, L, P - "From 5/1/72"		(c)	D3AZ 4529-A	2	5/16"-18
			(c)	34976-S4(M89CA)	4	Locknut-5/16"-18
65/67	S, P/C		(a)	C8UZ 4529-A	2	5/16"-24-for 1 1/16" bearing caps
66/	U				4	
65/67	X, F(6 cyl.)		(b)	C0DD 4529-A	2	1/4"-28 for 1" bearing caps
68/70	X(54, 62)-Except 6 cyl. 200 with A/T				2	
			(a)	33798-S7-8(M62)		Nut-5/16"-24
			(a)	34806-S7(X64)		Lockwasher-5/16"
			(b)	33796-S7(M61)		Nut-1/4"-28
			(b)	34805-S8(X62)		Lockwasher-1/4"
	4588 RING - REAR AXLE DIFFERENTIAL LOCK					
65/67	A (8 cyl. 427)			★C5AZ 4528-A	2	No spin differential

• Refer to appropriate muscle parts catalog

HALPERT_AUCTIONS

4602 DRIVE SHAFT ASSY.

Drive Shafts Group 4602, Universal Joints Group 4635 and Knuckle & Plug Assemblies Group 4841 are cataloged in chart form under group numbers 4602. The drive shafts and related parts are listed by model years and within the model years designated by car line. The various codes designating the universal joints and knuckle & plug assemblies are explained below. Identification charts showing the various dimensions of universal joints and knuckle & plug assemblies appear under Groups 4635 and 4841.

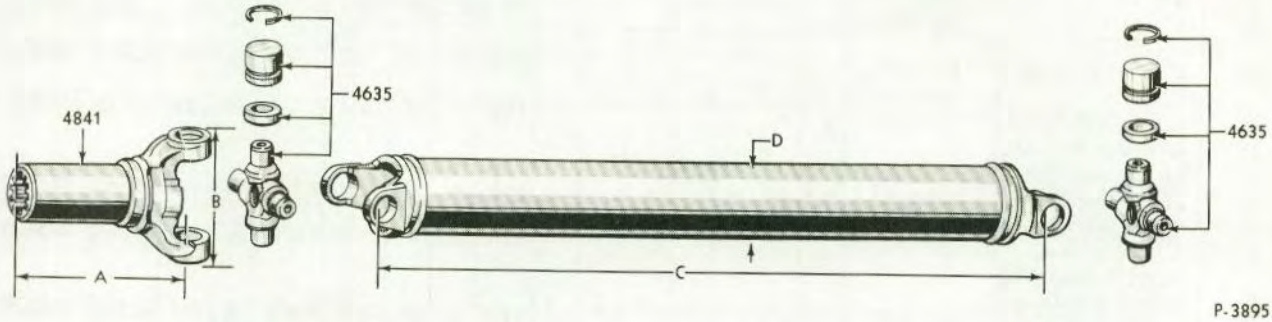

P-3895

Universal Joint Codes used throughout the chart apply to Part Numbers as indicated
Also refer to Group 4635 for Universal Joint Identification Chart

CODE	PART NO.	TYPE	CODE	PART NO.	TYPE
A	B6TZ 4635-A	Dana (Spicer) or Ford-1310-3 15/32" span	G	C3AZ 4635-G	Cleveland Steel-1330-3 5/8" span
			H	C3AZ 4635-H	Cleveland Steel-1330-3 5/8" span
B	C3DZ 4635-A	Mechanics or SACO-1100-2 21/32"span	J	C3UZ 4635-B	Dana(Spicer)- 1100-2 21/32" span
C	★C3AZ 4635-C r/b C3AZ 4635-E	Dana (Spicer) or Ford-1260-3 15/32" span	K	C4SZ 4635-B	Dana(Spicer)- 1330-3 5/8" span
			L	C5DZ 4635-A	Mechanics-1260-3 15/32" span
D	★C3AZ 4635-D r/b C3AZ 4635-F	Dana (Spicer) or Ford-1260-3 15/32" span (2-73)	M	C5DZ 4635-B	Mechanics-1260-3 15/32" span
			N	C8SZ 4635-A	Saginaw-1330
E	C3AZ 4635-E	Cleveland Steel-1310-3 1/4" span	P	C6TZ 4635-H	Mechanic-2.5 RL
F	C3AZ 4635-F	Cleveland Steel-1310-3 1/4" span	Q	C9TZ 4635-B	Dana(Spicer)- 1310

Slip Yoke Codes used throughout the chart apply to part numbers as indicated
Also refer to Group 4841 for Knuckle and Plug Identification Chart

CODE	PART NO.	A	B	NO. SPLINES	REPLACED BY	CODE	PART NO.	A	B	NO. SPLINES	REPLACED BY
1	C1DD 4841-D	7 3/4"	2 15/32"	25		16	C7SZ 4841-A	8 5/32"	3 29/32"	31	
2	C3AZ 4841-A	8 7/32"	3 1/2"	31		17	C7SZ 4841-B	7 1/2"	3 7/8"	31	
3	C3AZ 4841-D	8 3/32"	3 1/2"	28		18	C8SZ 4841-A	9 7/16"	3 1/2"	31	
4	C3AZ 4841-G	8 7/32"	3 7/8"	28		19	C5TZ 4841-F	6"	3 11/32"	16	
5	C1UZ 4841-A	5 29/32"	2 15/32"	25		20	C9TZ 4841-A	7 7/8"	3 15/32"	16	
6	C5DZ 4841-A	8 3/32"	3 3/16"	28		21	D1AZ 4841-A	8 1/2"	3 1/2"	28	
7	C5DZ 4841-B	8 1/4"	3 3/16"	25		22	D1AZ 4841-B	8 1/8"	3 1/2"	31	
8	C3DZ 4841-A	8 1/4"	3 1/2"	25		23	D1FZ 4841-A	5 3/16"	3 1/2"	20	
9	C6DZ 4841-A	5 29/32"	3 3/16"	25		24	D1FZ 4841-B	5 29/32"	3 1/2"	25	
10	C6DZ 4841-B	5 29/32"	2 15/32"	25		25	D1AZ 4841-C	8 1/8"	3 15/16"	31	
11	C7AZ 4841-A	8 3/32"	3 1/2"	28		26	D2SZ 4841-A	8 9/64"	3 15/16"	31	
12	C7AZ 4841-B	8 7/32"	3 1/2"	31		27	D2AZ 4841-A	8 9/16"	3 29/32"	31	
13	C7AZ 4841-C	8 7/32"	3 15/16"	31		28	D2ZZ 4841-A	8 1/4"	3 17/32"	28	
14	C5ZZ 4841-B	5 29/32"		28		29	D2AZ 4841-B	6 7/8"	3 15/16"	31	
15	★C6DZ 4841-D	5 29/32"	2 1/2"	25	C6DZ 4841-B (12-73)	30	C7SZ 4841-C	8 5/32"	3 29/32"	31	

COPYRIGHT © 1975 — FORD MOTOR COMPANY — DEARBORN, MICHIGAN
FINAL ISSUE

HALPERT_AUCTIONS

4602 DRIVE SHAFT ASSY. - continued

APPLICATION CHART

YEAR	MODEL	ENGINE	TRANSMISSION						U JOINT			SLIP YOKE CODE •	DRIVE SHAFT TYPE #	D DIAMETER (INCHES)	C LENGTH (INCHES)	PART NUMBER
			C4	C/M	C6	3/S/T	4/S/T	O/D	SIZE	FRONT	REAR					
	- A -					*1965*										
65	A	240,289 2/B				x		x	1260	C	D	3		3 3/8	62 55/64	C8AZ 4602-F
65	A	240,289 2/B	x	x					1310	E	F	3	4	3 3/8	62 7/16	C8AZ 4602-G
65	A (PCT-J1 trans.)-A	289 2/B		x					1310	A	F	3	2	3 3/8	59 9/32	★C5AZ 4602-H
		352 4/B				x										
65	A(3.00,3.25 ratio) axle mod.WDC-AG, BB,BN,WDL-E,S	352 4/B	x	x					1330	K	H	4	4	3 3/8	62 9/32	C5AZ 4602-S
65	A-axle mod.WDD-D, N,WDC-A,AW	352 4/B	x	x					1310	A	F	3	4	3 3/8	62 9/32	★C5AZ 4602-Z r/b C6AZ 4602-E
65	A (3.00 ratio & PCD-U,V trans. long extension housing	352 4/B		x					1310	A	F	3	3	3 3/8	59 3/32	★C5AZ 4602-D
65	A (exc. 3.00 ratio) PDC-U, V trans. long extension housing	352 4/B		x					1310	A	F	3	1	3 3/8	59 3/32	★C5AZ 4602-Y
65	A (3.00, 3.25 ratio) "Before 3/8/65"	352 4/B				x			1310	A	F	3	3	3 3/8	59 9/32	★C5AZ 4602-E
65	A	427					x		1330	K	H	4	4	3 3/8	59 9/32	★C5AZ 4602-W
65	A	390 4/B				x	x									
65	A(exc. XL)(exc. 3.00 ratio)-"From 3/8/65	352 4/B				x	x									
65	A (exc. XL)(exc. 3.00 ratio)	390 4/B		x				x	1330	K	H	16	4	3 3/8	59 9/32	C5AZ 4602-V
65	A (3.25 ratio)	390 4/B		x												
65	A(P/1)	352 4/B		x												
	- B -															
65	B	200	x						1260	C	D	3	4	3	58	★C5OZ 4602-A r/b C5OZ 4602-C
									1260	C	D	3	4	3	57 21/32	★C5OZ 4600-C
65	B (except 71)-"Before 2/1/65"	200 H/D				x			1260	C	D	8	4	3	57 21/32	★C4OZ 4602-E
65	B (except 71)-"From 2/1/65"	200 H/D				x			1260	C	D	3	4	3	57 25/32	C5OZ 4602-C
65	B (except 71)	200				x			1260	C	D	8	4	3	58 1/2	★C4OZ 4602-C
65	B (exc. 71) "Before 2/1/65"	289 2/B				x		x								
65	B (except 71) "From 2/1/65"	289 Exc.Special	x			x		x	1260	C	D	3	4	3	58 43/64	C6OZ 4602-V
65	B (except 71)	289 Exc.Special					x		1260	C	D	3	4	3	57 1/8	★C4OZ 4602-H r/B C5OZ 4602-B(1-74)
65	B (except 71)	289 4/B Special	x						1260	C	D	3	2	3	57 35/64	★C4OZ 4602-G
65	B (except 71)	289 4/B Special					x		1260	C	D	3	2	3	56 7/64	★C4OZ 4602-F
65	B (71) "Before 2/1/65"	170, 200 H/D				x			1260	C	D	8	4	3	57 5/32	★C3OZ 4602-A
65	B (71) "From 2/1/65"	200 H/D			x				1260	C	D	3	4	3	57 5/32	C5OZ 4602-B
65	B (71) "Before 2/1/65"	200			x				1260	C	D	8	4	3	58	★C3OZ 4602-B
65	B (71)	260,289 2/B				x		x								
65	B (71) "From 2/1/65"	260, 289 2/B	x			x		x	1260	C	D	3	4	3	58 13/64	★C4OZ 4602-A
65	B (71)	289 4/B exc. Special				x										r/b C5OZ 4602-C
									1260	C	D	3	4	3	57 21/32	★C5OZ 4602-C

• Refer to Page 1 of Section 46 to translate Codes into Part Numbers

Type 1 - Steel shaft, 2 - Cardboard lined, 3 - (2C) Integral rubber biscuits, 4 - (T/T) Tube in tube drive thru rubber

HALPERT_AUCTIONS

4602 DRIVE SHAFT ASSY. - continued

APPLICATION CHART

YEAR	MODEL	ENGINE	TRANSMISSION						U JOINT			DRIVE SHAFT				
			C4	C/M	C6	3/S/T	4/S/T	O/D	SIZE	FRONT	REAR	SLIP YOKE CODE	TYPE	D DIAMETER (INCHES)	C LENGTH (INCHES)	PART NUMBER
	- F -								*1965* - continued			•	#			
65	F	170, 200				x	x		1100	J	J	5	2	2 1/2	51	C5ZZ 4602-G
65	F	170, 200	x						1100	J	J	14	1	2 1/2	51	C5ZZ 4602-B
65	F	200	x						1260	M	L	6	2	2 3/4	50 25/32	C5ZZ 4602-J
	F "From 12/15/64"	289 2 & 4/B exc. Special				x	x									
65	F "Before 12/15/64"	289 exc.4/B Special				x	x		1260	M	L	7	2	2 3/4	50 25/32	C5ZZ 4602-D
65	F-Mechanics	260 289 exc.4/B Special	x						1260	M	L	6	2	2 3/4	51 1/16	C5ZZ 4602-H
	-Ford								1260	C	D	3				
65	F "From 10/5/64"	289 4/B Special					x		1260	M	L	7	2	2 3/4	49 23/32	C5ZZ 4602-E
	F "Before 10/5/64"						x			C	D	3				
	- S -															
65	S			x					1330	K	K	17	4	3	52 1/8	C4SZ 4602-B
	- X -															
65	X (66, 78)	170, 200					x		1100	B	B	5	1	2 1/2	52 17/32	C3DZ 4602-C
65	X(66, 71, 78)	170, 200				x			1100	B	B	5	2	2 3/4	54 17/32	C3DZ 4602-A
65	X-Spicer	170	x						1100	J	J	14	2	2 1/2	52 17/32	C5DZ 4602-F
	-Mechanics								1100	B	B	14				
65	X(exc. 71)-Mechanics	170, 200				x			1100	B	B	1	2	2 1/2	54 17/32	★C5DZ 4602-C
	-Spicer								1100	J	J	5	2			
65	X(66,71,78)-Spicer	200	x						1260	C	D	3	2	2.75	52 23/64	★C5DZ 4602-E
	-Spicer	289 2/B				x	x									
	-Spicer	289 4/B				x	x									
	-Mechanics								1260	M	L	6	2			
65	X-Spicer	289	x						1260	C	D	3	2	2 3/4	52 45/64	C4GY 4602-B
65	X(66,71,78)-Spicer	289 4/B Premium	x													
	-Mechanics								1260	M	L	6	2			
65	X(exc.66,71,78)- Spicer	200	x													
65	X-Spicer	289				x	x		1260	C	D	8	2	2 3/4	52 23/64	C3DZ 4602-G
	-Mechanics								1260	M	L	7	2			
	- A -								*1966*							
66	A (N.Y. Taxi)-P/I	240, 289 2/B		x					1310	A	F	2	3	3 3/8	59 35/64	C7AZ 4602-K
66	A	240, 289 2/B				x		x	1260	C	D	3	4	3 3/8	62 55/64	C8AZ 4602-F
66	A	240, 289 2/B	x	x					1260	C	D	3	4	3 3/8	62 7/16	★C5AZ 4602-U r/b C8AZ 4602-G
									1310	E	F	3	4	3 3/8	62 7/16	C8AZ 4602-G
66	A	352 4/B	x	x					1330	K	H	4	4	3 3/8	62 9/32	C5AZ 4602-S
66	A	352 4/B	x	x					1310	A	F	3	4	3 3/8	62 9/32	C5AZ 4602-Z
	A(71)	352 4/B		x												
66	A	352 4/B	x	x					1330-F 1310-R	G	F	4	4	3 3/8	62 9/32	★C6AZ 4602-E
66	A	390 2/B, 4/B		x	x				1330	K	H	16	4	3 3/8	59 9/32	C5AZ 4602-V
66	A	390 2/B, 4/B		x					1330-F 1310-R	G	F	16	4	3 3/8	59 9/32	C6AZ 4602-F
66	A	390 2/B, 4/B				x	x		1330	G	H	4	4	3 3/8	58 25/32	C6AZ 4602-B

• Refer to Page 1 of Section 46 to translate Codes into Part Numbers.

Type 1 - Steel shaft, 2 - Cardboard lined, 3 - (2C) Integral rubber biscuits, 4 - (T/T) Tube in tube drive thru rubber

COPYRIGHT © 1975 — FORD MOTOR COMPANY — DEARBORN, MICHIGAN

FINAL ISSUE

HALPERT_AUCTIONS

4602 DRIVE SHAFT ASSY. - continued

APPLICATION CHART

YEAR	MODEL	ENGINE	TRANSMISSION						U JOINT			SLIP YOKE CODE •	TYPE #	DRIVE SHAFT D DIAMETER (INCHES)	DRIVE SHAFT C LENGTH (INCHES)	PART NUMBER
			C4	C/M	C6	3-S-T	4-S-T	O/D	SIZE	FRONT	REAR					
	- A -															
																1966 - continued
66	A	390 4/B		x	x				1330	G	H	16	4	3 3/8	58 25/32	C6AZ 4602-A
	A(71)	390 4/B			x											
	A	428 4/B			x		x									
66	A-P/I	428 4/B P/I			x		x		1330	G	H	16	1	4	58 25/32	★C6AZ 4602-D
	A(71), P/I				x											
	A	427					x									
	- B -															
66	B (except 71)	200				x			1260	C	D	8	4	3	57 25/32	★C6OZ 4602-G
66	B(except 71)	200 H/D				x			1260	C	D	3	4	3	57 25/32	C5OZ 4602-C
66	B (except 71)	200	x						1260	C	D	3	4	3	58 43/64	C6OZ 4602-V
	B (except 71)	289 2/B	x			x	x	x								
66	B(except 71)- " Before 1/3/66"	390 2/B, 4/B			x				1330-F 1310-R	K	F	16	4	3	54 1/32	★C6OZ 4602-P
66	B (except 71)- " From 1/3/66"	390 2/B, 4/B			x				1330	K	H	16	4	3	54 1/32	★C6OZ 4602-B r/b C7SZ 4602-E(12-73)
66	B (except 71)	390 2/B, 4/B				x	x		1330	K	H	4	2	3	57 7/16	C6OZ 4602-D
66	B(except 71)	390 2/B, 4/B				x	x		1330-F 1310-R	K	F	4	4	3	57 7/16	★C6OZ 4602-R
66	B (71)	200				x			1260	C	D	8	4	3	54 3/4	★C6OZ 4602-F
66	B (71)	200 H/D				x			1260	C	D	3	4	3	54 3/4	★C6OZ 4602-J
66	B (71)	289 2/B	x			x		x	1260	C	D	3	4	3	55 41/64	C6OZ 4602-U
	B (71)	200	x													
66	B (71)	390 2/B, 4/B			x				1330	K	H	16	4	3	51 1/64	C6OZ 4602-A
66	B(71)	390 2/B, 4/B			x				1330-F 1310-R	K	F	16	4	3	51 1/64	★C6OZ 4602-N
66	B (71)	390 2/B, 4/B				x			1330	K	H	4	4	3	54 15/32	C6OZ 4602-E
66	B(71)	390 2/B, 4/B				x			1330-F 1310-R	K	F	4	4	3	54 15/32	★C6OZ 4602-S
	- F -															
66	F	200				x			1100	J	J	5	2	2 1/2	49 63/64	C6ZZ 4602-A
66	F	200					x		1100	J	J	5	2	2 1/2	51	C5ZZ 4602-G
66	F	200	x						1260	M	L	6	2	2 3/4	50 25/32	C5ZZ 4602-J
	F	289 2/B, 4/B Premium fuel				x	x									
66	F	289 2/B, 4/B Premium fuel	x						1260	M	L	6	2	2 3/4	51 1/16	C5ZZ 4602-H
66	F	289 4/B-Special				x	x		1260	M	L	6	2	2 3/4	49 23/32	C5ZZ 4602-E
	- S -															
66	S-(axles with 9" ring gear)	390 4/B		x					1330	K	K	17	4	3	52 1/8	C4SZ 4602-B
66	S-(axles with 9 3/8" ring gear)	390 4/B,428 4/B			x				1330	K	K	17	4	3	51 5/8	★C6SZ 4602-A
	- U -															
66	U (Front)	170,289				x			2.5 RL	P	P	⁂	1	2	%†‡	★C7TZ 4602-DB r/b C9TZ 4602-Z(6-72)
						x			2.5 RL	P		Δ	1	2	18 1/16	▲C6TZ 4605-A
66	U (Rear)	170,289				x			2.5 RL	P	P	⁂	1	2	%†‡	★C7TZ 4602-DC r/b C9TZ 4602-AA(6-72)
						x			2.5 RL		P	Δ	1	2	25 17/32	▲C6TZ 4605-B

• Refer to Page 1 of Section 46 to translate Codes into Part Numbers.
† Double Cardan Universal Joints
# Type 1 - Steel shaft, 2 - Cardboard lined, 4 - (T/T) Tube in tube drive thru rubber
⁂ Knuckle and plug and intermediate universal joint serviced in 4997 assembly only
▲ Drive shaft tube assembly
% Also refer to basic 4602 Kit drive shaft (Conversion-Mechanics to Dana-Spicer)
‡ Drive shaft complete

HALPERT_AUCTIONS

4602 DRIVE SHAFT ASSY. - continued

APPLICATION CHART

YEAR	MODEL	ENGINE	TRANSMISSION						U JOINT			SLIP YOKE CODE •	TYPE #	DRIVE SHAFT		PART NUMBER
			C4	C/M	C6	3/S/T	4/S/T	O/D	SIZE	FRONT	REAR			D DIAMETER (INCHES)	C LENGTH (INCHES)	
	- X -					*1966* - continued										
66	X (except 66, 71)	170, 200	x						1100	J	J	14	2	2 1/2	53 3/8	C6DZ 4602-A
66	X (except 66, 71)	170				x			1100	J	J	5	1	2 1/2	55 7/16	C6DZ 4602-G
66	X (except 66, 71)	200				x			1100	J	J	10	2	2 1/2	52 41/64	C6DZ 4602-F
	X (except 66, 71)	200				x			1100	B	B	10				
66	X (except 66, 71)	200	x						1260	M	L	6	2	2 3/4	53 35/64	C6DZ 4602-C
		289 2/B	x			x	x									
66	X(66)	170, 200	x						1260	M	L	6	2	2 3/4	55 33/64	C6DZ 4602-D
	X(66)	289 2/B, 4/B Premium fuel	x			x	x									
	X(71)	200	x													
	X(71)	289 2/B	x			x										
66	X(66)	170				x			1260	M	L	9	2	2 3/4	55 33/64	★C6DZ 4602-B
66	X(66, 71)	200				x			1260	M	L	7	2	2 3/4	54 5/8	C6DZ 4602-E
	- A -					*1967*										
67	A(8 3/4" ring gear except 3.10 ratio)	240, 289 2/B				x		x	1260	C	D	3	4	3 3/8	62 55/64	C8AZ 4602-F
67	A(8 1/2"Ring gear 3.10 ratio)	240, 289 2/B				x			1260	C	D	3	4	3 3/8	63 7/64	C7AZ 4602-J
67	A(8 1/2" ring gear 2.80 ratio)	240	x						1260	C	D	11	2	3 3/8	62 29/32	★C7AZ 4602-B
		289 2/B	x	x												
67	A(8 3/4" ring gear except 2.80 ratio)	240	x						1260	C	D	3	4	3 3/8	62 7/16	★C5AZ 4602-U r/b C8AZ 4602-G
		289 2/B	x	x												
									1310	E	F	3	4	3 3/8	62 7/16	C8AZ 4602-G
67	A	240	x						1260	C	D	11	2	3 3/8	62 7/16	C7AZ 4602-D
	A	289 2/B	x	x												
67	A	240, 289 2/B				x		x	1260	C	D	11	2	3 3/8	62 55/64	★C7AZ 4602-C r/b C8AZ 4602-F(2-74)
67	A(P/I, Fleet & Taxi)	240, 289 2/B		x					1310	A	F	2	4	3 3/8	59 35/64	★C7AZ 4602-K
67	A	390		x	x				1330	G	H	16	4	3 3/8	59 9/32	C5AZ 4602-V
67	A (P/I, Fleet & Taxi)	390				x	x		1330	G	H	4	4	3 3/8	58 25/32	C6AZ 4602-B
67	A	428 4/B			x		x		1330	G	H	16	4	3 3/8	58 25/32	C6AZ 4602-A
67	A	428 P/I			x		x		1330	G	H	16	1	4	58 25/32	C6AZ 4602-D
67	A	427 4/B, 8/B					x									
	- B -															
67	B(except 66, 71)-H/D clutch	200				B			1260	C	D	3	4	3	57 25/32	★C5OZ 4602-C
67	B(66, 71)-H/D clutch	200				B			1260	C	D	3	4	3	54 3/4	★C6OZ 4602-J
67	B(except 66, 71)- (P/I, Fleet & Taxi)	200	x						1260	C	D	3	4	3	58 43/64	C6OZ 4602-V
		289 2/B	x			B	x	x								
67	B(66)	200	x			B			1260	C	D	3	4	3	55 41/64	C6OZ 4602-U
	B(66)	289 2/B	x			B	x									
	B(71)	200	x													
	B(71)	289 2/B	x			B		x								
67	B(except 66, 71)	390				B	x		1330	K	H	4	2	3	57 7/16	C6OZ 4602-D
67	B(71)	390				B			1330	K	H	4	4	3	54 15/32	C6OZ 4602-E
67	B(66)	390				B	x									
67	B(except 66, 71)	390			x				1330	K	H	16	4	3	54 1/32	C6OZ 4602-B
67	B(66, 71)	390			x				1330	K	H	16	4	3	51 1/64	C6OZ 4602-A
67	B(except 66, 71)	427					x		1330	G	H	16	2	3	57 7/16	C7OZ 4602-A

• Refer to Page 1 of Section 46 to translate codes into Part Numbers

B - Standard 3 speed 3.03

Type 1 - Steel shaft, 2 - Cardboard lined, 4 - (T/T) Tube in tube drive thru rubber

May, 1975

COPYRIGHT © 1975 — FORD MOTOR COMPANY — DEARBORN, MICHIGAN

FINAL ISSUE

HALPERT_AUCTIONS

4602 DRIVE SHAFT ASSY. - continued

APPLICATION CHART

YEAR	MODEL	ENGINE	TRANSMISSION							U JOINT			SLIP YOKE CODE •	DRIVE SHAFT TYPE #	DRIVE SHAFT D DIAMETER (INCHES)	DRIVE SHAFT C LENGTH (INCHES)	PART NUMBER
			C4	C/M MX	C/M FMX	C6	3/S/T	4/S/T	O/D	SIZE	FRONT	REAR					
	- F -									*1967* - continued							
67	F	200					B			1100	J	J	14	2	2 1/2	51	C7ZZ 4602-E
67	F	200	x							1260	C	D	3	4	2 3/4	50 31/32	★C7ZZ 4602-F
67	F	289 2/B, 4/B Premium fuel	x				B	x									r/b C7ZZ 4602-G
										1310	E	F	3	4	3	50 31/32	C7ZZ 4602-G
67	F	390 4/B					B	x		1330	G	H	4	2	3	50 1/64	C7ZZ 4602-C
67	F	289 4/B	x					x									
67	F	390 4/B				x				1330	G	H	16	2	3 1/2	46 19/32	C8ZZ 4602-C
67	F(GT350/500)							x		1330	G	H	16	2	3	50 1/64	★C7ZX 4602-A
	- S -																
67	S(Model 65)- WDC axles	390 4/B				x				1330	K	H	30	4	3	54 39/64	C7SZ 4602-F
67	S(Model 65)- WDT axles	390, 428 4/B				x				1330	K	H	30	4	3	54 1/8	C7SZ 4602-E
	- U -																
67	U (Front)	170, 289					x			2.5 RL	P	P	Δ	1	2		★%‡† C7TZ 4602-DB r/b C9TZ 4602-Z(4-72)
							x			2.5 RL	P		Δ	1	2	18 1/16	▲C6TZ 4605-A
67	U (Rear)	170, 289					x			2.5 RL	P	P	Δ	1	2		★%‡† C7TZ 4602-DC r/b C9TZ 4602-AA(6-72)
							x			2.5 RL		P	Δ	1	2	25 27/32	▲C6TZ 4605-B
	- X -																
67	X(except 71)	170					A			1100	J	J	5	1	2 1/2	55 7/16	C6DZ 4602-G
67	X(except 71)	170	x							1100	J	J	14	2	2 1/2	53 3/8	C6DZ 4602-A
	X(except 71)	200					B										
67	X(except 71)	200					A			1100	J	J	10	2	2 1/2	52 41/64	C6DZ 4602-F
67	X(except 71)	200, 289 2/B	x							1260	C	D	3	4	3	53 35/64	C7DZ 4602-D
67	X(except 71)	289 2/B					B	x		1260	C	D	3	2	2 3/4	53 35/64	C7DZ 4602-D
67	X (71) " Before 9/19/66"	200					B			1260	C	D	8	2		54 3/4	★C7DZ 4602-C
67	X(71)	200, 289 2/B	x				B			1260	C	D	3	2	2 3/4	55 33/64	C7DZ 4602-B
	- A -									*1968*							
68	A(8 1/2" ring gear, 2.80 ratio)	240, 302	x							1310	E	F	11	2	3 3/4	62 55/64	★C7AZ 4602-L r/b C8AZ 4602-F(1-74)
68	A(8 1/2" ring gear, 3.10 ratio)	240, 302	x							1310	E	F	3	4	3 3/4	62 55/64	C8AZ 4602-F
68	A(9" ring gear)	240, 302					x										
68	A(9" ring gear, 3.00 ratio)	240, 302	x							1310	E	F	11	2	3 3/4	62 7/16"	★C7AZ 4602-M r/b C8AZ 4602-G(4-72)
	(3.25 ratio)		x							1310	E	F	3	4	3 3/8	62 7/16	C8AZ 4602-G
68	A(8 1/2" ring gear, 3.10 ratio)	240					x			1260	C	D	3	4	3 3/8	63 7/64	C7AZ 4602-J
		302					x			1310	E	F	3	4	3 3/4	63 7/64	★C8AZ 4602-C

• Refer to Page 1 of Section 46 to translate codes into Part Numbers
† Double Cardan Universal Joints
# Type 1 - Steel shaft. 2 - Cardboard lined. 4 - (T/T) Tube in tube drive thru rubber
Δ Knuckle and plug and intermediate universal joint serviced in 4997 assy. only
▲ Drive shaft tube assembly
A - Standard 3 speed 2.77, B - Standard 3 speed 3.03
‡ Drive shaft complete
% Also refer to basic 4602 Kit drive shaft (Conversion-Mechanics to Dana-Spicer)

HALPERT_AUCTIONS

4602 DRIVE SHAFT ASSY. - continued

APPLICATION CHART

YEAR	MODEL	ENGINE	TRANSMISSION							U JOINT			SLIP YOKE CODE	TYPE	DRIVE SHAFT D DIAMETER (INCHES)	DRIVE SHAFT C LENGTH (INCHES)	PART NUMBER
			C4	C/M MX	C/M FMX	C6	3-S/T	4-S/T	O/D	SIZE	FRONT	REAR					
	- A -									*1968* - continued			•	#			
68	A(2.80 ratio) Use with ⊕ PHA-B trans. Use with ⊕ PHA-C trans.	302			x x					1310 1310	E E	F F	12 12	2 2	3 3/4 3 3/8	63 9/32 59 15/16	C8AZ 4602-A C8AZ 4602-K
	A(3.10 ratio) Use with ⊕ PHA-B trans. Use with ⊕ PHA-C trans.	302			x x					1310 1310	E E	F F	2 2	4 4	3 3/4 3 3/8	63 9/32 59 15/16	C8AZ 4602-E C8AZ 4602-K
	A(3.00 ratio)	302			x					1310	E	F	12	2	3 3/4	63 7/64	★C8AZ 4602-B r/b C8AZ 4602-H(2-74)
	A(3.25 ratio)	302			x					1310	E	F	3	4	3 3/8	63 7/64	C8AZ 4602-H
	A(all ratios)	240, 302		x						1310	A	F	2	4	3 3/8	59 35/64	★C7AZ 4602-K
68	A(9" ring gear & 3.00 & lower ratios)	390		x	x	x				1330	G	H	13	2	3 3/8	59 9/32	★C8AZ 4602-J r/b C5AZ 4602-V(1-74)
68	A(9" ring gear & 3.25 & higher ratios)	390		x		x				1330	G	H	16	4	3 3/8	59 9/32	C5AZ 4602-V
68	A(Police & Fleet with 9" ring gear)	390		x		x											
68	A(9 3/8" ring gear)	390, 428		x		x		x		1330	G	H	16	4	3 3/8	58 25/32	C6AZ 4602-A
68	A	390					x			1330	G	H	4	4	3 3/8	58 25/32	C6AZ 4602-B
68	A	427 428 P/C				x		x x		1330	G	H	16	1	4	58 25/32	C6AZ 4602-D
	- B -																
68	B(66, 71)	200, 289, 302	x				x	x		1310	E	F	3	4	3	55 41/64	C6OZ 4602-U
68	B(except 66, 71)	200, 289, 302	x				x	x		1310	E	F	3	4	3	58 43/64	C6OZ 4602-V
68	B (66, 71)	390				x				1330	K	H	16	4	3	51 1/64	C6OZ 4602-A
68	B (except 66, 71)	390				x				1330	K	H	16	4	3	54 1/32	C6OZ 4602-B
68	B (except 66, 71)	390					x	x		1330	K	H	4	2	3	57 7/16	C6OZ 4602-D
68	B (66) B (71)	390 390					x x	x		1330	K	H	4	4	3	54 15/32	C6OZ 4602-E
68	B	428CJ				x				1330	G	H	16	2	3	54 1/32	C8OZ 4602-B
68	B	428CJ						x		1330	G	H	16	2	3	57 7/16	C7OZ 4602-A
	- F -																
68	F	289 4/B 390	x				x	x x		1330	G	H	4	2	3	50 1/64	C7ZZ 4602-C
68	F	390, 427, 428CJ				x				1330	G	H	16	2	3 1/2	46 19/32	C8ZZ 4602-C
68	F	200					x			1100	J	J	14	2	2 1/2	51	C7ZZ 4602-E
68	F F(except GT)	200 289 2/B, 302	x x				x	x		1310	E	F	3	4	3	50 31/32	C7ZZ 4602-G
68	F(GT)	289 2/B, 302	x				x	x		1310	E	F	3	4	3	50 7/32	C8ZZ 4602-A
68	F	428CJ						x		1330	G	H	16	2	3	50	C8ZZ 4602-B
	- S -																
68	S (model 57)	390, 429				x				1330	2-N	2-N	18	4	3 1/4	57 7/32	C8SZ 4602-B
68	S (model 65)	390, 429				x				1330	2-N	2-N	18	4	3 1/4	54 23/32	C8SZ 4602-A
	- U -																
68	U(front)	170, 289					x			2.5 RL	P	P	⁂	1	2		★%‡†C7TZ 4602-DB r/b C9TZ 4602-Z(4-72)
							x			2.5 RL	P		⁂	1	2	18 1/32	▲C6TZ 4605-A
68	U(rear)	170, 289					x			2.5 RL	P	P	⁂	1	2		★%‡† C7TZ 4602-DC r/b C9TZ 4602-AA(6-72)
							x			2.5 RL		P	⁂	1	2	25 27/32	▲C6TZ 4605-B

• Refer to Page 1 of Section 46 to translate codes into Part Numbers † Double Cardan Universal Joints

Type 1 - Steel shaft, 2 - Cardboard lined, 4 - (T/T) Tube in tube drive thru rubber ⊕ Identification marking

⁂ Knuckle and plug and intermediate universal joint serviced in 4997 assy. only ▲ Drive shaft tube assembly

% Also refer to basic 4602 Kit drive shaft (Conversion-Mechanics to Dana-Spicer) ‡ Drive shaft complete

COPYRIGHT © 1975— FORD MOTOR COMPANY —DEARBORN, MICHIGAN

HALPERT_AUCTIONS

4602 DRIVE SHAFT ASSY. - continued

APPLICATION CHART

YEAR	MODEL	ENGINE	TRANSMISSION							U JOINT			SLIP YOKE CODE •	DRIVE SHAFT			PART NUMBER
			C4	C/M MX	C/M FMX	C6	3/S/T	4/S/T	O/D	SIZE	FRONT	REAR		TYPE #	D DIAMETER (INCHES)	C LENGTH (INCHES)	
	- X -									*1968* - continued							
68	X (except 71)	170	x				x			1100	J	J	14	2	2 1/2	53 3/8	C6DZ 4602-A
		200					x										
68	X(71)	200, 289, 302	x				x	x		1260	C	D	3	2	2 3/4	55 33/64	C7DZ 4602-B
68	X(except 71)	200	x							1260	C	D	3	4	3	53 35/64	C7DZ 4602-D
		289, 302	x				x	x									
	- A -									*1969*							
69	A(8 1/2" ring gear, A(8.7" ring gear)	240, 302	x		x					1310	E	F	3	4	3 1/2	64 15/16	C9AZ 4602-A
			x		x		x										
69	A(P/C & Fleet 9" ring gear)	240, 302			x					1310	E	F	2	4	3 1/2	61 11/16	C9AZ 4602-B
69	A(8 1/2" ring gear, 3.10 ratio)	240, 302					x			1310	E	F	3	4	3 1/2	65 5/32	D0AZ 4602-D
69	A	351			x					1330	G	H	16	4	3 1/2	61 11/16	D0AZ 4602-E
69	A(9" ring gear, 3.00 or higher ratio)	390					x			1330	G	H	4	4	3 1/2	61 5/16	C9AZ 4602-E
69	A(9 3/8" ring gear)	390					x			1330	G	H	4	4	3 1/2	60 13/16	C9AZ 4602 -N
69	A(9" ring gear, 2.75 ratio exc. P/C & Fleet, 3.25 ratio)	390, 429		x	x	x				1330	G	H	16	4	3 1/2	61 5/16	C9AZ 4602-H
69	A(9 3/8" ring gear, 3.25 or higher ratio)	390, 429			x	x		x		1330	G	H	16	4	3 1/2	60 13/16	C9AZ 4602-L
69	A(9 3/8" ring gear, 3.25 ratio)	428, 429				x				1330	G	H	16	1	4	60 13/16	C9AZ 4602-K
69	A(9 3/8" ring gear, 2.80 ratio exc. P/C & Fleet)	429				x				1330	G	H	13	2	3 1/2	60 13/16	C9AZ 4602-J
	- B -																
69	B(exc.66, 71)	250	x				x			1310	E	F	3	4	3	58 1/4	C9OZ 4602-A
69	B(66, 71)	250	x				x			1310	E	F	3	4	3	55 1/4	C9OZ 4602-B
69	B(exc.66, 71)	302	x				x	x		1310	E	F	3	4	3	58 43/64	C6OZ 4602-V
69	B(66, 71)	302	x				x	x		1310	E	F	3	4	3	55 41/64	C6OZ 4602-U
69	B(exc.66, 71)	351			x					1310	E	F	2	4	3	58 1/4	C9OZ 4602-D
69	B(66, 71)	351			x					1310	E	F	2	4	3	55 1/4	C9OZ 4602-F
69	B(exc.66, 71)	351					x	x		1310	E	F	3	4	3	57 13/16	C9OZ 4602-C
69	B(66, 71)	351					x	x		1310	E	F	3	4	3	54 13/16	C9OZ 4602-E
69	B(exc.66, 71)	390				x				1330	K	H	16	4	3	54 1/32	C6OZ 4602-B
69	B(66, 71)	390				x				1330	K	H	16	4	3	51 1/64	C6OZ 4602-A
69	B(exc.66, 71)	390					x	x		1330	K	H	4	4	2	57 7/16	C6OZ 4602-D
69	B(66, 71)	390					x	x		1330	K	H	4	4	3	54 15/32	C6OZ 4602-E
69	B(exc.66)	428						x		1330	G	H	16	2	3	57 7/16	C7OZ 4602-A
69	B(66)	428						x		1330	G	H	16	2	3	54 15/32	C9OZ 4602-G
69	B(exc.66)	428				x				1330	G	H	16	2	3 1/2	54	C8OZ 4602-B
69	B(66)	428				x				1330	G	H	16	2	3	51	C9OZ 4602-H
	- F -																
69	F	200					x			1100	J	J	14	2	2 1/2	51	C7ZZ 4602-E
69	F(7 1/4", 8" ring gear)	200	x							1310	E	F	3	4	3	50 31/32	C7ZZ 4602-G
69	F(7 1/4", 8" ring gear)-exc. Boss	200, 302	x				x	x		1310	E	F	3	4	3	50 31/32	C7ZZ 4602-G
69	F	250	x				x			1310	E	F	3	4	3	50 11/16	C9ZZ 4602-A
69	F(8 3/4", 9" ring gear)-exc. Boss	302	x				x	x		1310	E	F	3	4	3	50 7/32	C8ZZ 4602-A
69	F	250	x														
69	F	351					x	x									

• Refer to Page 1 of Section 46 to translate codes into Part Numbers

Type 1 - Steel shaft, 2 - Cardboard lined, 4 - (T/T) Tube in tube drive thru rubber

HALPERT_AUCTIONS

4602 DRIVE SHAFT ASSY. - continued

APPLICATION CHART

YEAR	MODEL	ENGINE	TRANSMISSION							U JOINT			SLIP YOKE CODE	TYPE	DRIVE SHAFT DIAMETER (INCHES)	DRIVE SHAFT LENGTH (INCHES)	PART NUMBER
			C4	C/M MX	C/M FMX	C6	3/S/T	4/S/T	O/D	SIZE	FRONT	REAR					
	- F -									*1969* - continued			•	#			
69	F	351			x					1310	E	F	2	4	3	50 5/8	C9ZZ 4602-B
69	F	390					x	x		1330	G	H	4	2	3	50 1/64	C7ZZ 4602-C
69	F(Boss)	302						x									
69	F	390, 428				x				1330	G	H	16	2	3 1/2	46 19/32	C8ZZ 4602-C
69	F	428						x		1330	G	H	16	2	3	50	C8ZZ 4602-B
69	F	429 Boss					x			1330	G	H	16	2	3	50 7/8	C9ZZ 4602-C
	- S -																
69	S(57)	429				x				1330	2-N	2-N	18	4	3 1/4	57 7/32	†C8SZ 4602-B
69	S(65)	429				x				1330	2-N	2-N	18	4	3 1/4	54 23/32	†C8SZ 4602-A
	- U -																
69	U(front)	All					x			2.5 RL	P	P	A	1	2		★%†C7TZ 4602-DB r/b C9TZ 4602-Z(4-72)
							x			2.5 RL	P		A	1	2	18 1/16	C6TZ 4605-A
69	U(rear)	All					x			2.5 RL	P	P	A	1	2		★%†C7TZ 4602-DC r/b C9TZ 4602-AA(6-72)
							x			2.5 RL		P	A	1	2	25 27/32	C6TZ 4605-B
	- X -																
69	X(except 71)	170, 200	x				x			1260	C	D	3	4	3	53 35/64	C7DZ 4602-D
		302	x				x	x									
69	X(71)	200, 302	x				x	x		1260	C	D	3	2	2 3/4	55 33/64	C7DZ 4602-B
	- A -									*1970*							
70	A-exc. P/C (8.7" R/G integral axle)	240,302,351	x				x			1310	E	F	3	4	3 1/2	64 15/16	C9AZ 4602-A
70	A-P/C (8.7" R/G integral axle)	240, 302					x			1310	E	F	3	4	3 1/2	65 5/32	D0AZ 4602-D
70	A(8.7" ring gear - integral axle)	240,302,351			x					1310	E	F	2	4	3 1/2	62	D0AZ 4602-C
	A-exc. P/C(9" R/G)	240,302,351	x				x			1330	G	H	4	4	3 1/2	64 11/16	D0AZ 4602-B
					x					1330	G	H	16	4	3 1/2	61 11/16	D0AZ 4602-E
70	A-P/C(9" R/G)	302					x			1330	G	H	4	4	3 1/2	64 15/16	★D0AZ 4602-A r/b D0AZ 4602-B(4/74)
70	A(9 3/8" R/G)	351					x			1330	G	H	4	4	3 1/2	60 13/16	C9AZ 4602-N
70	A(9" R/G)	390, 429				x				1330	G	H	16	4	3 1/2	61 5/16	C9AZ 4602-H
70	A(9 3/8" R/G)	390, 429				x		x		1330	G	H	16	4	3 1/2	60 13/16	C9AZ 4602-L
70	A(9" R/G)	390					x			1330	G	H	4	4	3 1/2	61 5/16	C9AZ 4602-E
70	A(P/C)- (9 3/8" R/G)	428,429				x				1330	G	H	16	1	4	60 13/16	C9AZ 4602-K
70	A (9" R/G)	428,429				x				1330	G	H	16	1	4	61 5/16	D0AZ 4602-F
	- B -																
70	B(exc. 66,71)	250, 302	x				x			1310	E	F	3	4	3	59 13/16	D0OZ 4602-E
70	B(66, 71)	250, 302	x				x			1310	E	F	3	4	3	56 13/16	D0OZ 4602-F
70	B (Police & Fleet)	302-2V					x			1310	E	F	3	4	3	58 5/8	D0OZ 4602-J
70	B(exc.66,71) w/28 spline axle shaft	351	x				x	x		1310	E	F	3	4	3 1/2	58 5/8	D0OZ 4602-J
70	B(66,71) w/28 spline axle shaft	351	x				x	x		1310	E	F	3	4	3 1/2	55 11/16	D0OZ 4602-L

• Refer to Page 1 of Section 46 to translate Codes into Part Numbers.

Type 1 - Steel shaft, 2 - Cardboard lined, 4 - (T/T) Tube in tube drive thru rubber

& Knuckle and plug and intermediate universal joint serviced in 4997 assy. only † Double Cardan Universal Joints

% Also refer to basic 4602 Kit drive shaft (Conversion-Mechanics to Dana-Spicer)

COPYRIGHT © 1975 — FORD MOTOR COMPANY — DEARBORN, MICHIGAN

FINAL ISSUE

HALPERT_AUCTIONS

4602 DRIVE SHAFT ASSY. - continued

APPLICATION CHART

YEAR	MODEL	ENGINE	TRANSMISSION							U JOINT			SLIP YOKE CODE •	DRIVE SHAFT TYPE #	D DIA. (INCHES)	C LENGTH (INCHES)	PART NUMBER
			C4	C/M MX	C/M FMX	C6	3/S/T	4/S/T	O/D	SIZE	FRONT	REAR					
	- B -									*1970* - continued							
70	B(exc.66,71)	351			x					1310	E	F	2	4	3	59 7/32	D0OZ 4602-G
70	B(66,71)	351			x					1310	E	F	2	4	3	56 1/4	D0OZ 4602-N
70	B(exc.66,71) w/31 spline axle shaft	351						x		1330	G	H	16	2	3 1/2	55 9/32	D0OZ 4602-A
70	B(exc.66,71)	429				x		x									
70	B(66,71) w/31 spline axle shaft	351						x		1330	G	H	16	2	3 1/2	52 5/16	D0OZ 4602-B
70	B(66,71)	429				x		x									
	F																
70	F	200,250	x				x			1310	E	F	3	4	3	50 11/16	C9ZZ 4602-A
70	F(7 1/4", 8" ring gear)	200,302	x				x	x		1310	E	F	3	4	3	50 31/32	C7ZZ 4602-G
70	F(W/28 spline axle shaft)	351	x				x	x		1310	E	F	3	4	3	50 7/32	C8ZZ 4602-A
70	F(W/28 spline axle shaft)	351			x					1310	E	F	2	4	3	50 5/8	C9ZZ 4602-B
70	F(W/31 spline axle shaft)	302,351						x		1330	G	H	4	2	3	50 1/64	C7ZZ 4602-C
70	F(W/31 spline axle shaft)	351			x					1330	G	H	16	2	3 1/2	50 5/8	D0ZZ 4602-A
70	F	428				x				1330	G	H	16	2	3 1/2	46 19/32	C8ZZ 4602-C
70	F	428						x		1330	G	H	16	2	3	50	C8ZZ 4602-B
70	F	429						x		1330	G	H	16	2	3	50 7/8	C9ZZ 4602-C
	P																
70	P	170,200,250	x				x			1310	E	F	3	1	2 1/4	46 5/8	D2DZ 4602-B
	S																
70	S(57)	429				x				1330	2-N	2-N	18	4	3 1/4	57 7/32	†C8SZ 4602-B
70	S(65)	429				x				1330	2-N	2-N	18	4	3 1/4	54 23/32	†C8SZ 4602-A
	U																
	Mechanics Type - "BEFORE SER.G70,001"																
70	U(front)	All					x			2.5RL	P	P	4	1	2		★%‡† C7TZ 4602-DB r/b C9TZ 4602-Z(4-72)
							x			2.5RL	P		4	1	2	18 1/16	▲C6TZ 4605-A
70	U(rear)	All					x			2.5RL	P	P	4	1	2		★%‡† C7TZ 4602-DC r/b C9TZ 4602-AA(6-72)
							x			2.5RL		P	4	1	2	25 27/32	▲C6TZ 4605-B
	Dana (Spicer) Type - "FROM SER.G70,001"																
70	U(front)	All					x			1310	Q	Q	19	1	2 1/2	23 1/4	‡C9TZ 4602-V
							x			1310		Q	19	1	2 1/2	19	▲C9TZ 4605-A
70	U(rear)	All					x			1310	Q	Q	20	1	2 1/2	26 1/2	‡C9TZ 4602-W
							x			1310	Q		20	1	2 1/2	26 3/8	▲C9TZ 4605-B
	X																
70	X(except 71)	200	x				x			1260	C	D	3	4	3	53 35/64	C7DZ 4602-D
70	☆X(except 71)	302	x				x	x									
70	X(71)	200,302	x				x	x		1260	C	D	3	2	2 3/4	55 33/64	C7DZ 4602-B
70	♦X(except 71)	302	x				x			1260	C	D	3	4	2 3/4	53 35/64	CC7DW 4602-E

• Refer to Page 1 of Section 46 to translate codes into Part Numbers

Type 1 - Steel shaft, 2 - Carboard lined, 4 - (T/T) Tube in tube drive thru rubber

† Double Cardan Universal Joints ‡ Drive shaft complete ▲ Drive shaft tube assembly

% Also refer to basic 4602 Kit drive shaft (Conversion-Mechanics to Dana-Spicer)

∡ Knuckle and plug and intermediate universal joint serviced in 4997 assy. only ☆ U.S. only ♦ Canada only

HALPERT_AUCTIONS

4602 DRIVE SHAFT ASSY. - continued

APPLICATION CHART

YEAR	MODEL	ENGINE	TRANSMISSION							U JOINT			SLIP YOKE CODE	DRIVE SHAFT			
			C4	C/M MX	C/M FMX	C6	3/S/T	4/S/T	O/D	SIZE	FRONT	REAR		TYPE	D DIA. (INCHES)	C LENGTH (INCHES)	PART NUMBER
	- A -													•	#		
										1971 - continued							
71	A-exc.P/C(8.7" R/G-integral axle)	240, 302, 351	x				x			1310	E	F	3	4	3 1/2	64 15/16	C9AZ 4602-A
71	A-P/C(8.7"R/G-integral axle)	240, 302					x			1310	E	F	3	4	3 1/2	65 5/32	D0AZ 4602-D
71	A(8.7"R/G-integral axle)	240, 302, 351			x					1310	E	F	2	4	3 1/2	62	D0AZ 4602-C
71	A(8.7"R/G-integral axle)	240, 302, 351	x				x			1310	E	F	21	5	3 1/2	64 15/16	D1AZ 4602-A
71	A(8.7"R/G-integral axle)	302, 351			x					1310	E	F	22	5	3 1/2	61 15/16	D1AZ 4602-B
71	A(9" R/G)	351					x			1330	G	H	4	4	3 1/2	61 5/16	C9AZ 4602-E
71	A(9" R/G)	240, 302, 351	x				x			1330	G	H	4	4	3 1/2	64 11/16	D0AZ 4602-B
					x					1330	G	H	16	4	3 1/2	61 11/16	D0AZ 4602-E
71	A(9"R/G)	390,400,429-exc.P/C				x				1330	G	H	16	4	3 1/2	61 5/16	C9AZ 4602-H
71	A(9" R/G)	429 P/C				x				1330	G	H	25	2	3 3/4	57 13/16	D1AZ 4602-C
	- B -																
71	B(exc. 66, 71)	250, 302	x				x			1310	E	F	3	4	3	59 13/16	D0OZ 4602-E
71	B(66, 71)	250. 302	x				x			1310	E	F	3	4	3	56 13/16	D0OZ 4602-F
71	B(exc. 66, 71)-w/28 spline axle shaft	351	x				x	x		1310	E	F	3	4	3 1/2	58 5/8	D0OZ 4602-J
71	B(66, 71)-w/28 spline axle shaft	351	x				x	x		1310	E	F	3	4	3 1/2	55 11/16	D0OZ 4602-L
71	B(exc. 66, 71)	351				x				1310	E	F	2	4	3 1/2	55 1/4	D1OZ 4602-A
71	B(66, 71)	351				x				1310	E	F	2	4	3 1/2	52 5/16	D1OZ 4602-B
71	B(exc. 66, 71) w/31 spline axle shaft	351						x		1330	G	H	16	2	3 1/2	55 9/32	D0OZ 4602-A
71	B(exc. 66, 71)	429				x		x									
71	B(66. 71) w/31 spline axle shaft	351						x		1330	G	H	16	2	3 1/2	52 5/16	D0OZ 4602-B
71	B(66, 71)	429				x		x									
	- F -																
71	F	250, 302	x				x			1310	E	F	3	4	3	51 3/4	D1ZZ 4602-A
71	F	351			x					1310	E	F	2	2	2 3/4	51 3/32	D1ZZ 4602-C
71	F	351				x				1310	E	F	2	2	3	47 7/32	D1ZZ 4602-D
71	F	351					x	x		1310	E	F	3	2	2 3/4	50 13/16	D1ZZ 4602-B
71	F	302, 351						x		1330	G	H	4	2	3	50 21/32	D1ZZ 4602-E
71	F	351, 429				x				1330	G	H	16	2	3 1/2	47 7/32	D1ZZ 4602-F
71	F	429						x		1330	G	H	16	2	3	50 21/32	D1ZZ 4602-G
	- L -																
71	L(20 spline yoke)-(E/4/S)	98						x		1310	E	F	23	4	2 3/4	46 15/16	D1FZ 4602-A
71	L(25 spline yoke)-(G/4/S)	98, 122						x		1310	E	F	24	4	2 3/4	46 15/16	D1FZ 4602-B
71	L	122	x							1310	E	F	3	4	2 3/4	45 3/4	D1FZ 4602-C
	- P -																
71	P(54)	170. 200. 250	x				x			1310	E	F	3	1	2 3/4	52 9/16	D1DZ 4602-A
71	P(62)	170. 200. 250	x				x			1310	E	F	3	1	2 1/4	46 5/8	D0DZ 4602-B
71	P(54)	302	x				x			1310	E	F	3	1	2 3/4	53 9/16	D1DZ 4602-B
71	P(62)	302	x				x			1310	E	F	3	1	2 1/4	46 5/8	D1DZ 4602-C

• Refer to Page 1 of Section 46 to translate Codes into Part Numbers.

Type 1 - Steel shaft, 2 - Carboard lined, 4 - (T/T) Tube in tube drive thru rubber 5 - Tuned yoke & damper

COPYRIGHT © 1975 — FORD MOTOR COMPANY — DEARBORN, MICHIGAN

FINAL ISSUE

4602 DRIVE SHAFT ASSY. - continued

APPLICATION CHART

YEAR	MODEL	ENGINE	TRANSMISSION							U JOINT			SLIP YOKE CODE	DRIVE SHAFT			
			C4	C/M MX	C/M FMX	C6	3/S/T	4/S/T	O/D	SIZE	FRONT	REAR		TYPE	D DIA. (INCHES)	C LENGTH (INCHES)	PART NUMBER
	- S -									*1971* - continued			•	#			
71	S(57)	429				x				1330	2-N	2-N	18	4	3 1/4	57 7/32	†C8SZ 4602-B
71	S(65)	429				x				1330	2-N	2-N	18	4	3 1/4	54 23/32	†C8SZ 4602-A
	- U -																
71	U(front)	All					x			1310	Q	Q	19	1	2 1/2	22 1/4	D1TZ 4602-G
							x			1310	Q		19	1	2 1/2	17 31/32	D1TZ 4605-A
71	U(rear)	All					x			1310	Q	Q	20	1	2 1/2	26 1/2	†C9TZ 4602-W
							x			1310		Q	20	1	2 1/2	26 3/8	▲C9TZ 4605-B
	- A -									*1972*							
72	A(8.7" R/G)	240, 302, 351	x							1310	E	F	21	5	3 1/2	64 15/16	D1AZ 4602-A
72	A(8.7" R/G)	240 Taxi w/disc brakes, 302, 351			x					1310	E	F	22	5	3 1/2	61 15/16	D1AZ 4602-B
72	A(8.7" R/G)	400				x				1330	G	H	27	5	3 1/2	61 3/64	D2AZ 4602-A
72	A(9" R/G)	240 Taxi w/disc brakes, 302, 351			x					1330	G	H	16	4	3 1/2	61 11/16	D0AZ 4602-E
72	A(9" R/G)	240, 302, 351	x							1330	G	H	4	4	3 1/2	64 11/16	D0AZ 4602-B
72	A(9" R/G)	400, 429 exc. P/C				x				1330	G	H	16	4	3 1/2	61 5/16	C9AZ 4602-H
72	A(3.25 ratio)	429 P/C				x											
72	A(9" R/G) (3.00 ratio)	429 P/C				x				1330	G	H	25	2	3 3/4	57 13/16	D1AZ 4602-C
	- B -																
72	B(53B, D, K, 71B, D, K, 97D, K, R)(8" R/G)	250, 302					x			1310	E	F	3	2	3	61 39/64	D2OZ 4602-B
72	B(63D, R, 65B, D, R)(8" R/G)	250, 302	x				x			1310	E	F	3	2	3	57 29/32	D2OZ 4602-A
72	B(53B, D, K, 71B, D, K, 97D, K, R)(9" R/G)- 28 spline yoke	250, 302, 351	x				x	x		1330	G	H	4	2	3 1/2	60 11/32	D2OZ 4602-D
72	B(63D, R, 65B, D, R)(9" R/G)- 28 spline yoke	250, 302, 351	x		x		x	x		1330	G	H	4	1	3 1/2	56 13/32	D2OZ 4602-C
72	B(53B, D with 2.79/3.00 ratio)	302			x					1310	E		2	2	3	61 31/32	D2OZ 4602-L
72	B(53B, D, K, 71B, D, K, 97D, K, R)(8" R/G)	302	x				x			1310	E	F	3	2	3 to 3 1/2	61 3/4	D2OZ 4602-J
72	B(65B, D, R with 2.79/3.00 ratio)- 31 spline yoke	302			x		x			1310	E		2	2	3	58 9/64	D2OZ 4602-K
72	B(53, 71, 97)	302, 351-2/B			x					1330	G		16	5	3 1/2	60 13/16	D2AZ 4602-B
										1310		F					
72	B(63, 65)	302, 351-2/B			x					1330	G	H	16	2	3 1/2	57	D2OZ 4602-F
72	B(53, 63, 71, 97)(9" R/G)- 31 spline yoke	351, 400, 429			x	x		x		1330	G	H	16	2	3 1/2	57	@D2OZ 4602-F
72	B(63D, R, 65B, D, R)(9" R/G)- 31 spline yoke	351-4/B, 400, 429			x	x		x		1330	G	H	16	2	3 1/2	53 3/16	D2OZ 4602-E

• Refer to Page 1 of Section 46 to translate Codes into Part Numbers

Type 1 - Steel Shaft, 2 - Carboard lined, 4 - (T/T) Tube in tube drive thru rubber 5 - Tuned yoke & damper

† Double Cardan Universal Joints ▲ Drive shaft tube assembly @ Requires C7SZ 4841-A slip yoke

HALPERT_AUCTIONS

4602 DRIVE SHAFT ASSY. - continued

APPLICATION CHART

YEAR	MODEL	ENGINE	TRANSMISSION							U JOINT			SLIP YOKE CODE	TYPE	DRIVE SHAFT D DIA. (INCHES)	DRIVE SHAFT C LENGTH (INCHES)	PART NUMBER
			C4	C/M MX	C/M FMX	C6	3/S/T	4/S/T	O/D	SIZE	FRONT	REAR					
	- F -									*1972* - continued			•	#			
72	F	250, 302	x				x			1310	E	F	3	4	3	51 3/4	D1ZZ 4602-A
72	F	302			x					1310	E	F	3	4	3	52 3/16	D2ZZ 4602-A
72	F	302, 351				x				1310	E	F	2	2	3	47 7/32	D1ZZ 4602-D
72	F	351			x					1310	E	F	2	2	2 3/4	51 3/32	D1ZZ 4602-C
72	F	351					x	x		1310	E	F	3	2	2 3/4	50 13/16	D1ZZ 4602-B
72	F	351						x		1330	G	H	4	2	3	50 21/32	D1ZZ 4602-E
72	F	351				x				1330	G	H	16	2	3 1/2	47 7/32	D1ZZ 4602-F
	- L -																
72	L(20 spline yoke)-(E/4/S)	98						x		1310	E	F	23	4	2 3/4	46 15/16	D1FZ 4602-A
72	L(25 spline yoke)-(G/4/S)	98, 122						x		1310	E	F	24	4	2 3/4	46 15/16	D1FZ 4602-B
72	L(25 spline yoke)	122	x							1310	E	F	24	4	2 3/4	45 3/4	D1FZ 4602-C
72	L(28 spline yoke)	122	x							1310	E	F	3	4	2 3/4	45 23/32	D2FZ 4602-B
72	L(28 spline yoke)	122	x							1310	E	F	28	1		45 23/32	D2FZ 4602-A
	- P -																
72	P(62)	170, 200, 250	x				x			1310	E	F	3	1	2 1/4	46 5/8	D2DZ 4602-B
72	P(62)	302	x				x			1310	E	F	3	1	2 1/4	46 5/8	D1DZ 4602-C
72	P(54)	170, 200, 250	x				x			1310	E	F	3	1	2 3/4	52 9/16	D1DZ 4602-A
72	P(54)	302	x				x			1310	E	F	3	1	2 3/4	53 9/16	D1DZ 4602-B
	- S -																
72	S-w/sure track-"Before 12/1/71"	All				x				1330	G	H	26	4	3 1/2	55 19/32	D2SZ 4602-B
72	S-w/o sure track-"Before 12/1/71"	All				x				1330	G	H	26	4	3 1/2	56 7/64	D2SZ 4602-A
72	S-w or w/o sure track-"From 12/1/71"	All				x				1330	G	G	26	4	3 1/2	55 19/32	D2SZ 4602-C
	- U -																
72	U(front)	All					x			1310	Q	Q	19	1	2 1/2	22 1/4	D1TZ 4602-G
										1310	Q		19	1	2 1/2	17 31/32	D1TZ 4605-A
72	U(rear)	All					x			1310	Q	Q	20	1	2 1/2	26 1/2	†C9TZ 4602-W
							x			1310		Q	20	1	2 1/2	26 3/8	▲C9TZ 4605-B

YEAR	MODEL	AXLE IDENTIFICATION	PART NUMBER	QTY.	DESCRIPTION
69/	S		384341-S4 (BB425FA)	4	Bolt-7/16"-14 x 1 3/8" hex. hd. - (attach 4602 to 4001)
			384353-S4 (MM173X)	4	Nut-7/16"-14
70/	U		384036-S2 (BB210E)	8	Bolt-5/16"-24 x 1 1/4" hex. hd.-(attach 4602 driveshaft to 7E028 transfer case)
	4602 DRIVE SHAFT KIT - (CONVERSION-MECHANICS TO DANA - SPICER)				
66/70	U(front)		C9TZ 4602-Z	1	Kit consists of (1)C9TZ 4602-V drv/shft. (1) C9TZ 7B214-B flange (4) 34791-S2 lockwasher (4) 384036-S2 bolt
66/70	U(rear)		C9TZ 4602-AA	1	Kit consists of (1)C9TZ 4602-W drv/shft. (1) C9TZ 7B214-B flange (4) 34791-S2 lockwasher (4) 384036-S2 bolt
	4605 DRIVE SHAFT - Refer to Group 4602				

• Refer to page 1 of Section 46 to translate codes into Part Numbers
Type 1 - Steel shaft, 2 - Carboard lined, 4 - (T/T) Tube in tube drive thru rubber
† Double Cardan Universal Joints ▲ Drive shaft tube assembly

May, 1975

COPYRIGHT © 1975 — FORD MOTOR COMPANY — DEARBORN, MICHIGAN

FINAL ISSUE

HALPERT_AUCTIONS

4614-21 RETAINER ASSY. - REAR AXLE PINION BEARING

BEARING & CUP CROSS REFERENCE CHART

(FOR MODEL APPLICATION, REFER TO MODEL APPLICATION CHART ON THIS PAGE)

BEARING		CUP	
IDENTIFICATION NUMBER	P & A NUMBER	IDENTIFICATION NUMBER	P & A NUMBER
02872	8M 4621	02820	8A 4616
31594	8M 4630	31520	8A 4628
HM88649	C0DW 4630-A	HM88610	C0DW 4628-A
HM89443	TBAA 4621-A	HM89410	TBAA 4616-A
HM89444	C6AZ 4630-A	M86610	C0DW 4616-A
HM89446	C1DZ 4630-A	M88010	B7A 4616-A
M86647	C6TZ 4621-B	M802011	C7AZ 4628-A
M86649	C0DW 4621-A	HM88510	B5A 4616-B
M88048	B7A 4621-A	HM88542	B5A 4621-B
M802048	C7AZ 4630-A		

YEAR	MODEL APPLICATION	RETAINER & CUP ASSY. 4614 ▲	CUPS 4616 ●	FRONT	REAR	BEARINGS 4621	FRONT	REAR
	- A -							
67/	A(8 1/2", 8.7" R/G)-integral carrier	None req'd	B7A 4616-A	1		B7A 4621-A	1	
			C7AZ 4628-A		1	C7AZ 4630-A		1
65	A(9" R/G-2 pinion)	D2SZ 4614-A	B7A 4616-A	1	1	B7A 4621-A	1	1
	A(9" R/G-4 pinion)	C3AZ 4614-B	B7A 4616-A	1		B7A 4621-A	1	
			TBAA 4616-A		1	TBAA 4621-A		1
66	A(9" R/G)	D2SZ 4614-A	B7A 4616-A	1	1	B7A 4621-A	1	1
67	A(9" R/G)	C7AZ 4614-A	B7A 4616-A	1	1	B7A 4621-A	1	1
68/	A(9" R/G)	C7AZ 4614-D	B7A 4616-A	1	1	B7A 4621-A	1	1
66	A(9 3/8" R/G)	D2VY 4614-A	B7A 4616-A	1		B7A 4621-A	1	1
			TBAA 4616-A		1			
67	A(9 3/8" R/G)	★C7AZ 4614-B r/b C7AZ 4614-C(1-74)	B7A 4616-A	1		B7A 4621-A	1	
			TBAA 4616-A		1	C6AZ 4630-A		1
68/70	A(9 3/8" R/G)	D2VY 4614-A	B7A 4616-A	1		B7A 4621-A	1	1
			TBAA 4616-A		1			
	- B -							
67/68	B(7 1/4" R/G)-integral carrier	None req'd	C0DW 4616-A	1		C0DW 4621-A	1	
			TBAA 4616-A		1	C1DZ 4630-A		1
65/67	B(7 3/4", 8" R/G)	★C6OZ 4614-A r/b C6OZ 4614-B(10/74)	C0DW 4616-A	1	1	C0DW 4621-A	1	1
68/	B(8" R/G)	C6OZ 4614-B	C0DW 4616-A	1	1	C0DW 4621-A	1	1
65/71	B(9" R/G-28 spline shaft)	D2SZ 4614-A	B7A 4616-A	1	1	B7A 4621-A	1	1
67/71	B(9" R/G-31 spline shaft)	C3AZ 4614-B	B7A 4616-A	1		B7A 4621-A	1	
			TBAA 4616-A		1	TBAA 4621-A		1
72	B(9" R/G)-WEC, WFC	D2OZ 4614-A	B7A 4616-A	1		B7A 4621-A	1	1
			TBAA 4616-A		1			
72	B(9" R/G)-WEB, WFA	C7AZ 4614-D	B7A 4616-A	1	1	B7A 4621-A	1	1
	- F -							
65/70	F(7 1/4" R/G)-integral carrier	None req'd	C0DW 4616-A	1		C0DW 4621-A	1	
			TBAA 4616-A		1	C1DZ 4630-A		1
65/67	F(8" R/G)	★C6OZ 4614-A r/b C6OZ 4614-B(10/74)	C0DW 4616-A	1	1	C0DW 4621-A	1	1
68/	F(8" R/G)	C6OZ 4614-B	C0DW 4616-A	1	1	C0DW 4621-A	1	1
65/71	F(9" R/G-28 spline shaft)	D2SZ 4614-A	B7A 4616-A	1	1	B7A 4621-A	1	1
67/	F(9" R/G-31 spline shaft)	C3AZ 4614-B	B7A 4616-A	1		B7A 4621-A	1	
			TBAA 4616-A		1	TBAA 4621-A		1
72	F(9" R/G-28 spline shaft)	D2SZ 4614-A	B7A 4616-A	1	1	B7A 4621-A	1	1
	- L -							
71/	L(6 3/4" R/G)-integral carrier	None req'd	C0DW 4616-A	1		C0DW 4621-A	1	
			B7A 4616-A		1	B7A 4621-A		1

▲ Consists of retainer and two (4616) cups

● Also serviced in retainer and cup assy. (4614)

HALPERT_AUCTIONS

YEAR	MODEL APPLICATION	RETAINER & CUP ASSY. 4614 ▲	CUPS 4616 ●	FRONT	REAR	BEARINGS 4621	FRONT	REAR
	4614-21 RETAINER ASSY. - REAR AXLE PINION BEARING - continued							
	- P -							
70	P(7 1/4" R/G)-integral carrier	None req'd	C0DW 4616-A	1		C0DW 4621-A	1	
			TBAA 4616-A		1	C1DZ 4630-A		1
70/	P(8" R/G)	C6OZ 4614-B	C0DW 4616-A	1	1	C0DW 4621-A	1	1
	- S -							
65/66	S	D2SZ 4614-A	B7A 4616-A	1	1	B7A 4621-A	1	1
67	S(9" R/G)	C7AZ 4614-D	B7A 4616-A	1	1	B7A 4621-A	1	1
67	S(9 3/8" R/G)	C7AZ 4614-B	B7A 4616-A	1		B7A 4621-A	1	
			TBAA 4616-A		1	C6AZ 4630-A		1
68/70	S "Before 1/19/70"	D2VY 4614-A	B7A 4616-A	1		B7A 4621-A	1	1
			TBAA 4616-A		1			
70/71	S-w/o sure-track "From 1/19/70"	D2VY 4614-A	B7A 4616-A	1		B7A 4621-A	1	1
			TBAA 4616-A		1			
70/71	S-w/sure track "From 1/19/70"	★D0SZ 4614-A r/b D2SZ 4614-B(10/74)	B7A 4616-A	1		B7A 4621-A	1	
			TBAA 4616-A		1	C6AZ 4630-A		1
72	S(9 3/8" R/G) -exc. WFN-J	D2SZ 4614-B	B7A 4616-A	1		B7A 4621-A	1	1
			TBAA 4616-A		1			
72	S(9" R/G) -exc. WFV-G,H,J, WGB-R,S	D2SZ 4614-A	B7A 4616-A	1	1	B7A 4621-A	1	1
72	S(9 3/8" R/G)-WFN-J	D2VY 4614-A	B7A 4616-A	1		B7A 4621-A	1	1
			TBAA 4616-A		1			
72	S(9" R/G)-WFV-G,H,J, WGB-R,S	D3SZ 4614-A	B7A 4616-A	1	1	B7A 4621-A	1	1
	- U -							
66/71	U(rear drive axle)	D2SZ 4614-A	B7A 4616-A	1	1	B7A 4621-A	1	1
72	U(rear drive axle)	D2SZ 4614-A	B7A 4616-A	1	1	B7A 4621-A	1	1
66	U(front drive axle)- "Before Ser. 816,001"	None req'd.	C0DW 4628-A	1		C0DW 4630-A	1	
			C0DW 4616-A		1	C6TZ 4621-B		1
66/71	U(front drive axle)- "From Ser. 816,001 to K20,001"	None req'd.	C0DW 4628-A	1		C0DW 4630-A	1	
			8A 4616		1	8M 4621		1
71/	U(front drive axle)- "From Ser. K20,001"	None req'd.	8A 4628	1		8M 4630	1	
			8A 4616		1	8M 4621		1
	- X -							
65/70	X(7 1/4" R/G)-integral carrier	None req'd.	C0DW 4616-A	1		C0DW 4621-A	1	
			TBAA 4616-A		1	C1DZ 4630-A		1
65/67	X(8" R/G)	★C6OZ 4614-A r/b C6OZ 4614-B(10/74)	C0DW 4616-A	1	1	C0DW 4621-A	1	1
68/70	X(8" R/G)	C6OZ 4614-B	C0DW 4616-A	1	1	C0DW 4621-A	1	1

YEAR	MODEL	AXLE IDENTIFICATION	PART NUMBER	QTY.	DESCRIPTION
65/	A, B, S, U		42999-S(B253)	5	Bolt (retainer to differential carrier)-3/8"-16 x 1 1/8" self locking
70/	S		384245-S (WW97CX)	1	Stud-5/16"-18 & 3/8"-16 x 1 29/32"-(retainer to differential carrier)-with sure-track
	4616-21 Refer to Group 4614				
	4625 BEARING - REAR AXLE DRIVING PINION PILOT				
65/	A, B, F, S, U(8 3/4" & 9" R/G)		C2AZ 4625-B	1	1.10"I.D.-1.85" O.D.-21/32" thick
66/	A, S(9 3/8" R/G)		øC6AZ 4625-A (N 5204-TV)	1	1.10" I.D.-1.85" O.D.-13/16" thick
65/	B, F, P, X(7 3/4"& 8" R/G)		øC2OZ 4625-B (R 1558-TAV)	1	3/4" I.D.-1 1/4" O.D.-5/8" thick
	4627 RETAINER - REAR AXLE DRIVING PINION PILOT BEARING				
65/	A, B, F, S, U(8 3/4" & 9", 9 3/8" R/G)		B7AZ 4627-A	1	
65/	B, F, P, X(7 3/4" & 8" R/G)		C2OZ 4627-A	1	1 1/4" O.D.-7/8" I.D.- 12 tabs
	4628-30 Refer to Group 4614				

▲ Consists of retainer and two (4616) cups ● Also serviced in retainer and cup assy. (4614)

COPYRIGHT © 1975 — FORD MOTOR COMPANY — DEARBORN, MICHIGAN

HALPERT_AUCTIONS

4635 UNIVERSAL JOINT KIT - DRIVESHAFT

UNIVERSAL JOINT IDENTIFICATION CHART

Universal joints, Group 4635 are cataloged also by year and model on the pages following the Identification Chart
Universal joints are also listed by code in Group 4602

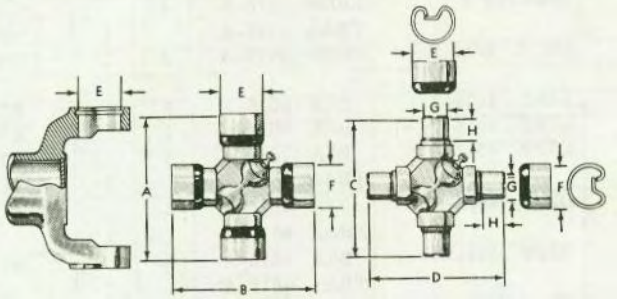

DANA (SPICER) OR FORD DESIGN

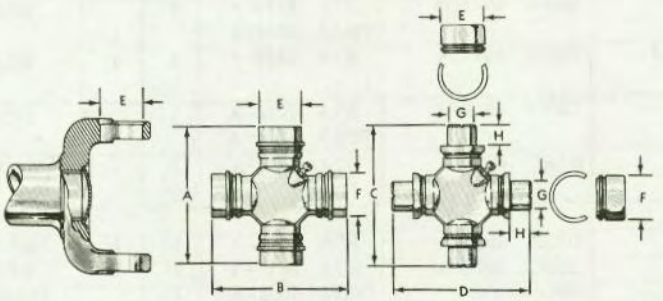

MECHANICS, CLEVELAND STEEL OR SACO DESIGN

P-4917

*U/JT CODE	PART NUMBER	INDUSTRY DESIGNATION	A	B	C	D	E	F	G	H	DESIGN
A	B6TZ 4635-A	1310	3 1/4"	3 1/4"	2 31/32"	2 31/32"	1 1/16"	1 1/16"	21/32"	11/16"	Dana (Spicer) or Ford
B	C3DZ 4635-A	1100	2 11/16"	2 11/16"	2 1/4"	2 1/4"	1"	1"	37/64"	37/64"	Mech., or Saco
C	C3AZ 4635-C	1260	3 15/32"	3 15/32"	2 31/32"	2 31/32"	1 1/16"	1 1/16"	19/32"	9/16"	Dana (Spicer) or Ford
D	★C3AZ 4635-D r/b C3AZ 4635-F (2-73)	1260	3 15/32"	3 15/32"	2 31/32"	2 31/32"	1 1/16"	1 1/8"	19/32"	9/16"	Dana (Spicer) or Ford
E	C3AZ 4635-E	1310	3 1/4"	3 1/4"	3"	3"	1 1/16"	1 1/16"	11/16"	17/32"	Cleveland
F	C3AZ 4635-F	1310	3 1/4"	3 1/4"	3"	3"	1 1/16"	1 1/8"	11/16"	17/32"	Cleveland
G	C3AZ 4635-G	1330	3 5/8"	3 5/8"	3 13/32"	3 13/32"	1 1/16"	1 1/16"	11/16"	19/32"	Cleveland
H	C3AZ 4635-H	1330	3 5/8"	3 5/8"	3 13/32"	3 13/32"	1 1/16"	1 1/8"	11/16"	19/32"	Cleveland
J	C3UZ 4635-B	1100	2 21/32"	2 21/32"	2 13/64"	2 1/2"	1"	1"	35/64"	17/32"	Dana (Spicer)
K	C4SZ 4635-B	1330	3 5/8"	3 5/8"	3 3/8"	3 3/8"	1 1/16"	1 1/16"	21/32"	35/64"	Dana (Spicer)
L	C5DZ 4635-A	1260	3 15/32"	3 15/32"	2 31/32"	2 31/32"	1"	1 1/8"	19/32"	29/64"	Mechanics
M	C5DZ 4635-B	1260	3 15/32"	3 15/32"	2 31/32"	2 31/32"	1"	1"	19/32"	29/64"	Mechanics
N	C8SZ 4635-A	1330									Saginaw
P	C6TZ 4635-H	2.5RL									Mechanics
Q	C9TZ 4635-B	1310	3 1/4"	3 1/4"	2 31/32"	2 31/32"	1 1/16"	1 1/16"	21/32"	11/16"	Dana (Spicer)

* Universal joints are listed by model application with the related drive shafts-see page 1 of Section 46 for additional information

HALPERT_AUCTIONS

YEAR	MODEL	AXLE IDENTIFICATION	PART NUMBER	QTY.	DESCRIPTION
	4662 SPACER - REAR AXLE DRIVING PINION BEARING - Selective fit				
65/	A,B,F,S,U(9" R/G)	28 spline shaft	B7A 4662-A	1	1.315" I.D.-.480" long (collapsible)
67/69	A(8 1/2" R/G)	WER		1	
65/	A,S(9",9 3/8" R/G)	31 spline shaft	C4AZ 4662-A	AR	1.313" I.D.-1.625" O.D.-.466" long
67/	B,F(9" R/G)	31 spline shaft	C4AZ 4662-B	AR	(solid) .468" long
			C4AZ 4662-C	AR	.470" long
			C4AZ 4662-D	AR	.472" long
			C4AZ 4662-E	AR	.474" long
			C4AZ 4662-F	AR	.476" long
			C4AZ 4662-L	AR	.477" long
			C4AZ 4662-G	AR	.478" long
			C4AZ 4662-M	AR	.479" long
			C4AZ 4662-H	AR	.480" long
			C4AZ 4662-N	AR	.481" long
			C4AZ 4662-J	AR	.482" long
			C4AZ 4662-P	AR	.483" long
			C4AZ 4662-K	AR	.484" long
			C4AZ 4662-R	AR	.485" long
			C6AZ 4662-A	AR	.486" long
			C6AZ 4662-B	AR	.487" long
			C6AZ 4662-C	AR	.488" long
			C6AZ 4662-D	AR	.489" long
			C6AZ 4662-E	AR	.490" long
69/	A(8.7" R/G)	WER	D0AZ 4662-A	1	1 3/8" small I.D.-1 21/32" large I.D.-1 9/16" small O.D.-1 27/32" large O.D.
65/70	B,F,P,X(7 1/4" R/G)		C3DZ 4662-B	1	2.014" long
65/	B,F,P,X (7 3/4" & 8" R/G)		C2OW 4662-A	1	.480" long-1.21" I.D.-collapsible
71/	L(6 3/4" R/G)		D1FZ 4662-A	1	2 1/8" long tapered I.D. 1 1/4" x 1 11/32"
	4669 SEAL - REAR AXLE DRIVING PINION BEARING RETAINER				
65/	A, B, F, S, U(9" R/G)		B7A 4669-A	1	4 3/4" I.D.
65/	A, S(9 3/8" R/G)	WDT,WEF	C6AZ 4669-A	1	5 1/2" I.D.
65/	B,F,P,X (7 3/4" & 8" R/G)		C2OZ 4669-A	1	4" I.D.
	4670 SLINGER - REAR AXLE DRIVING PINION SHAFT OIL				
65/	A, B, F, S, U(9,9 3/8" R/G)		C3AZ 4670-A	1	2 5/8" O.D.-1 5/16" I.D.-.020" thick
65/67	B, F, X(7 3/4" & 8" R/G)		C3OZ 4670-A	1	2 15/32" O.D.-1 3/16" I.D.-.020" thick
66/71	U(front axle) "Before Ser. K20,001"		C0TT 4670-A	1	Pinion gear shaft-inner brg.-front 4 1/8" O.D.-1 7/16" I.D.-1/32" thick
			C6TZ 4670-A	1	Pinion gear shaft-front brg.-rear-2 7/8" O.D.-1 1/8" I.D.-1/32" thick
			C6TZ 4670-C	1	Baffle-pinion gear shaft rear brg.-saucer shaped
71/	U(front axle) "From Ser. K20,001"		C0TT 4670-A	1	Pinion gear shaft-inner bearing-front-4 1/8" O.D.-1 7/16" I.D.-1/32" thick
			C6TZ 4670-B	1	Pinion gear shaft-inner bearing-rear-2 63/64" O.D.-1 7/16" I.D.-1/64" thick
			8M 4670	1	Baffle-front bearing-rear
	4671 GASKET - FRONT AXLE DRIVING PINION SHAFT OIL SLINGER				
66/71	U	Dana (Spicer) 30	8M 4671	1	
	4672 SHIM - FRONT AXLE DRIVE PINION ADJUSTING				
66/71	U "Before Ser. K20,001"	Dana (Spicer) 30	C6TZ 4672-E	1	2 53/64" O.D.-2 3/8" I.D.-.003" thick
			C6TZ 4672-F	1	.005" thick
71/	U "From Ser. K20,001"	Dana (Spicer) 44	8M 4672-A	1	.003" thick
			8M 4672-C	1	.010" thick
			8M 4672-D	1	.030" thick

COPYRIGHT © 1975 — FORD MOTOR COMPANY — DEARBORN, MICHIGAN
FINAL ISSUE

YEAR	MODEL	AXLE IDENTIFICATION	PART NUMBER	QTY.	DESCRIPTION
	4676 SEAL ASSY. - REAR AXLE DRIVE PINION OIL				
65/67	A (8 cyl. 406, 427)		C3AZ 4676-A	1	1 13/16" I. D. -3" O. D. -1/2" thick - silicone rubber
67	A(8 1/2", 8.7" R/G)	WER	C7AZ 4676-A	1	1 13/16" I. D. -3 1/8" flange dia.,
68/	✲ A(8 1/2", 8.7" R/G)			1	2 25/32 seal dia. -17/32" thick
65/67	✲A,B,F,S,U(9",9 3/8" R/G)	EXC. WER	★C2AZ 4676-B	1	1 13/16" I. D. - 3 5/16" flange dia.,
71	U(9" R/G)- "Before Ser. K80,001"		R/B D1UZ 4676-A (10-72)	1	3" seal dia. -1/2" thick-double lip seal
68/70	✲A,B,F,S,U(9",9 3/8" R/G)			1	
71/	U(9" R/G)- "From Ser. K80,001"		D1UZ 4676-A	1	1 13/16" I. D. -3 5/16" flange dia., 3" seal dia. -1/2" thick
71/	A, B, F, S(9",9 3/8" R/G)			1	
65/67	B, F, X(7 1/4", 8" R/G)		C2OZ 4676-B	1	1 13/16" I. D. -2 15/16" flange dia.,
71/	L(6 3/4" R/G)			1	2 5/8" seal dia. -29/64" thick
68/	✲ B, F, P, X(7", 8" R/G)			1	
65/69	F, X (7 1/4" R/G)		C1UZ 4676-C	1	1 21/32" I. D. -2 5/8" O. D. -29/64" thick - use with 1100 universal joints only
66	U (front drive axle)		B6A 4676-A	1	1 1/2" I. D. -3. 16" O. D. -19/32" thick
67/	U(front drive axle)		C6TZ 4676-A	1	#34027, #35723
68/	♦A(8 1/2", 8.7" R/G)	WER	CC7AZ 4676-A	1	
68/	♦A,B,F,S,U(9",9 3/8" R/G)	EXC. WER	CC2AZ 4676-B	1	
68/	♦B, F, P, X(7", 8" R/G)		CC2OZ 4676-B	1	
	4710 CAP - REAR AXLE UNIVERSAL JOINT KNUCKLE - DUST				
66/70	U	Mechanics	C6TZ 4710-C	2	
	4730 BUMPER - REAR AXLE - Also refer to Groups 4298 and 5783				
65/	A		C9AZ 4730-A	2	Axle
68/71	S			2	Crossmember or frame
66/67	A		C6AZ 4730-A	1	Carrier
71/	F, P			2	Crossmember or frame
71/72	L "Before 1/17/72"			2	Crossmember or frame
72	L "From 1/17/72"		D2FZ 4730-A	2	Crossmember or frame
65/68	B(exc. 8 cyl. 260, 3/S/T, O/D)		C3OZ 4730-A	1	Differential carrier
65/68	B			2	Axle
65/68	F(exc. 289 4/B Special)			1	Carrier
65/68	B (exc. 71)(8 cyl. 289 4/B)		C3OZ 4730-D	1	Differential carrier
65/67	F (8 cyl. 289 4/B Special)			1	Carrier
66/67	B, X		C6DZ 4730-C	2	Axle bumper
66/71	B, X			1	Pinion bumper
65/68	F (8 cyl. 289 2/B & 4/B Premium fuel)		C5ZZ 4730-B	1	On floor pan
68/	A			1	Carrier
65	F(8 cyl. 289 4/B Special)		C3AZ 4730-B	1	Differential carrier
66/70	B(71)-8 cyl. 390			1	Differential carrier
68/70	B(8 cyl. 351, 390, 427, 428)			1	Differential carrier
68/70	F(8 cyl. 289, 302GT, 390, 428)			1	Differential carrier
71/	F		D1ZZ 4730-A	1	Pinion bumper
70	P		D0DZ 4730-A	1	Bumper-pinion
71/	P		D1DZ 4730-A	1	Bumper-pinion
65/68	S		C1VV 4730-B	2	Axle
67	S		C7SZ 4730-B	1	Carrier
68/71	S		C8SZ 4730-A	1	Carrier
66/	U		C1TT 4730-B	2	On frame
71/	L		D1FZ 4730-A	1	Axle
65/67	X		★C0DZ 4730-A	3	Axle-r/b C6AZ 4730-A(10/74)
65/67	X(6 cyl.)			3	Axle to frame & carrier
65/67	F(6 cyl.)			1	Axle to frame
65/70	F(8 cyl.)			1	
65/70	X(8 cyl. 260, 289)			1or3	Differential carrier
68/70	B, P, X			2	Axle to frame
65/67	X (8 cyl.)		★C3DZ 4730-A	2	Axle-r/b C6AZ 4730-A(10/74)
65/70	F			2	Axle

Identification marking ✲ U.S. only ♦ Canada only

HALPERT_AUCTIONS

YEAR	MODEL	AXLE IDENTIFICATION	PART NUMBER	QTY.	DESCRIPTION
	4730 BUMPER - REAR AXLE - continued -Also refer to Groups 4298 and 5783				
65/70	X (8 cyl.)		C3DZ 4730-B	1	Differential carrier
65/67	B (8 cyl.)			1	Differential carrier
68/70	F(8 cyl. 289, 302)-except GT			1	Differential carrier
72	B(71, 97), S		D2OZ 4730-A	2	Axle bumper
72	B(exc. 71, 97)		D2OZ 4730-C	2	Axle bumper
72	B		D2OZ 4730-E	1	Differential carrier
72	S		D2SZ 4730-A	1	Differential carrier
	4731 BRACKET - REAR AXLE BUMPER				
66	B		C6OZ 4731-A	1	Center
67	B (except 54, 62, 63-6 cyl.) "From 4/3/67"			1	
68/71	B(54,57,62,63,65,76)-6 & 8 cyl.250,302			1	Center
68/71	B (76)-6 cyl. & 8 cyl. 302			1	
67	B, X(66, 71)-6 & 8 cyl. 289		C7OZ 4731-A	1	Axle bumper
68/71	B(66, 71)-6 & 8 cyl.200, 250, 302			1	
68/70	X(71)-6 & 8 cyl.200, 289, 302			1	
72	L		D4DZ 4731-A	1	Pinion
72	L(73)		D2FZ 4731-A	1	Axle bumper inner R.H.
72	L(73)		D2FZ 4731-C	1	Axle bumper inner L.H.
72	L(73)		D2FZ 4731-B	1	Axle bumper outer R.H. & L.H.
70	P		D0DZ 4731-A	1	Axle
71	P		D1DZ 4731-A	1	Axle
72	S		D2SZ 4731-A	1	Axle bumper
66/	U		C6TZ 4731-A	2	On frame
66/67	X (54, 62)		C6DZ 4731-A	1	Axle
67/	B		378459-S2(UU52K)	2	Screw (Bracket to underbody)-5/16"-18 x 5/8"
65/68	S		372158-S8(BB572F)	8	Bolt (bracket to underbody)-3/8"-16 x 1 1/8" washer head
65/68	S		373139-S(BB163)		Bolt (rear axle bumper to underbody)-3/8"-16 x 2 3/4"
			44727-S8(X24)		Washer-3/8"
65/	X		★41209-S8	AR	Screw (bracket to rail)-5/16"-18 x 3/4" tapping
	4782 YOKE - DRIVE SHAFT CENTERING SOCKET				
67	S(57)		C3VY 4782-A	1	Used with double cardan joint
68/71	S		C8SZ 4782-A	1	Rear support
72	S		D2SZ 4782-A	1	Rear support
70/72	U "Before Ser. N40,001"	Dana (Spicer)	★C9TZ 4782-A	1	R/b D2TZ 4782-A (2-73)
72	U "From Ser. N40,001"	Dana (Spicer)	D2TZ 4782-A	2	Used front and rear
	4784 YOKE - DRIVE SHAFT CENTER				
67	S(57)		C3VY 4784-A	1	Used with double cardan joint
68/71	S		C8SZ 4784-A	2	Link
70/	U	Dana (Spicer)	C9TZ 4784-A	2	Used front and rear
	4790 SEAL - DRIVE SHAFT CENTERING BALL				
67	S(57)		C3VY 4790-A	1	Used with double cardan joint
	4791 SLINGER - DRIVE SHAFT STUD YOKE				
67	S(57)		C3VY 4791-A	1	Used with double cardan joint
	4819-20 DUST CAP - DRIVE SHAFT				
70/	U	Dana (Spicer)	01Y 7077	1	Dust cap - 1 11/16" - 24
			B5T 4819-A	1	Split washer-1 5/32" I.D.-1 1/2" O.D., 1/32" thick
70/72	U "Before Ser. N40,001"		B9T 4820-A	1	Seal-1 1/8" I.D.-1 5/8" O.D.-5/16" thick
72	U "From Ser. N40,001"		D2TZ 4820-A	1	Seal-1 5/8" O.D.
	4820 SEAL - DRIVE SHAFT UNIVERSAL JOINT KNUCKLE DUST CAP				
66/70	U	Mechanic	C6TZ 4820-C	2	4 5/16" long

COPYRIGHT © 1975 — FORD MOTOR COMPANY — DEARBORN, MICHIGAN

HALPERT_AUCTIONS

4841 SLIP YOKE - DRIVE SHAFT

UNIVERSAL JOINT SLIP YOKE IDENTIFICATION CHART

Universal joint knuckle and plug assemblies, Group 4841 are cataloged also by year and model in the Drive Shaft and Universal Joint Chart under Group 4602.

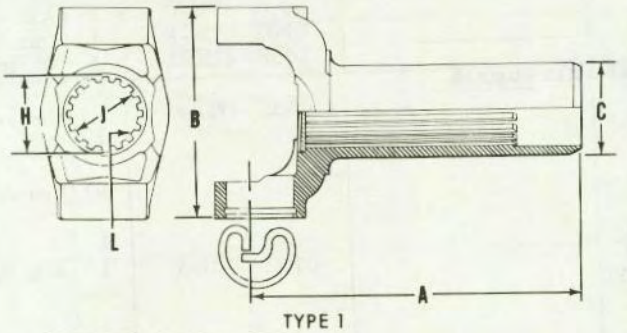

TYPE 1

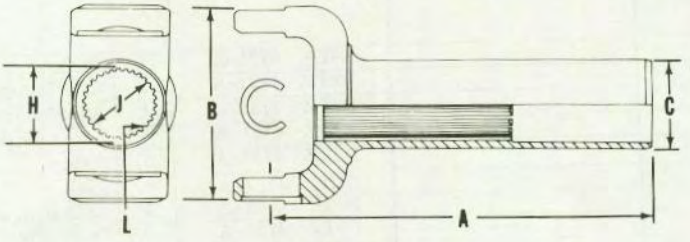

TYPE 2

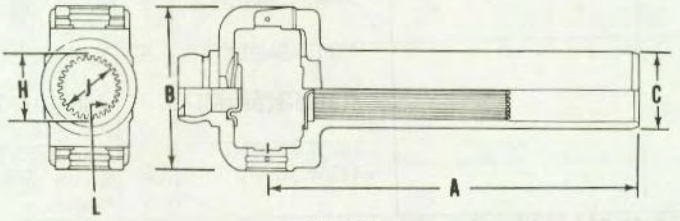

TYPE 3

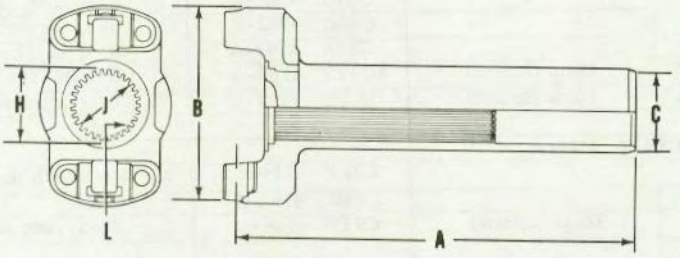

TYPE 4

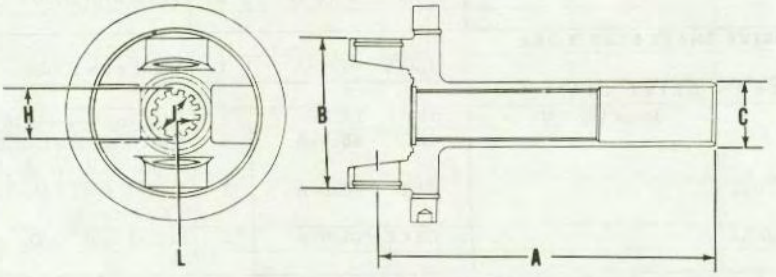

TYPE 5

P-3758

HALPERT_AUCTIONS

PART NUMBER	SLIP YOKE CODE ♦	A	B	C	H	J	L	TYPE
4841 SLIP YOKE - DRIVESHAFT - continued								
C1DD 4841-D	1	7 3/4"	2 15/32"	1 3/8"	1 7/64"	63/64"	25	2
C1UZ 4841-A	5	5 29/32"	2 15/32"	1 3/8"	1 7/64"	63/64"	25	2
C3AZ 4841-A	2	8 7/32"	3 1/2"	1 11/16"	1 3/8"	1 17/64"	31	1
C3AZ 4841-D	3	8 3/32"	3 1/2"	1 1/2"	1 7/32"	1 3/32"	28	1
C3AZ 4841-G	4	8 7/32"	3 7/8"	1 1/2"	1 7/32"	1 3/32"	28	1
C3DZ 4841-A	8	8 1/4"	3 1/2"	1 1/2"	1 7/64"	63/64"	25	1
C5DZ 4841-A	6	8 3/32"	3 3/16"	1 1/2"	1 7/32"	1 3/32"	28	2
C5DZ 4841-B	7	8 1/4"	3 3/16"	1 1/2"	1 7/64"	63/64"	25	2
C5TZ 4841-F	19	6	3 11/32"	1 3/4"	1 3/8"	1 3/16"	16	1
C5ZZ 4841-B	14	5 29/32"		1 1/2"	1 7/32"	1 3/32"	28	2
C6DZ 4841-A	9	5 29/32"	3 3/16"	1 3/8"	1 7/64"	63/64"	25	2
C6DZ 4841-B	10	5 29/32"	2 15/32"	1 1/2"	1 7/64"	63/64"	25	2
C7AZ 4841-A Δ	11	8 3/32"	3 1/2"	1 1/2"	1 7/32"	1 3/32"	28	1
C7AZ 4841-B Δ	12	8 7/32"	3 1/2"	1 11/16"	1 3/8"	1 17/64"	31	1
★C7AZ 4841-C Δ r/b C7SZ 4841-A	13	8 7/32"	3 15/16"	1 11/16"	1 3/8"	1 17/64"	31	1
C7SZ 4841-A	16	8 5/32"	3 29/32"	1 11/16"	1 3/8"	1 17/64"	31	1
C7SZ 4841-B	17	7 1/2"	3 7/8"	1 13/16"	1 3/8"	1 17/64"	31	1
C8SZ 4841-A	18	9 7/16"	3 1/2"	1 11/16"	1 3/8"	1 17/64"	31	3
C9TZ 4841-A	20	7 7/8"	3 15/32"	1 11/16"	1 3/16"	1 3/8"	16	1
D1AZ 4841-A	21	8 1/8"	3 1/2"	1 1/2"	1 7/32"	1 3/32"	28	5
D1AZ 4841-B	22	8' 1/8"	3 1/2"	1 11/16"	1 3/8"	1 1/4"	31	5
D1FZ 4841-A	23	5 3/16"	3 1/2"	1 3/16"	1 1/64"	13/16"	20	1
D1FZ 4841-B	24	5 29/32"	3 1/2"	1 3/8"	1 1/8"	1	25	1
D1AZ 4841-C	25	8 1/8"	3 15/16"	1 11/15"	1 25/64"	1 17/64"	31	1
D2AZ 4841-A	27	8 9/16"	3 29/32"	1 11/16"	1 25/64"	15/32"	31	5
D2SZ 4841-A	26	8 9/64"	3 15/16"	1 11/16"	1 25/64"	1 1/8"	31	1
D2ZZ 4841-A	28	8 1/4"	3 17/32"	1 1/2"	1 13/64"	1 7/64"	28	1
D2AZ 4841-B	29	6 7/8"	3 15/16"	1 11/16"	1 25/64"	1 17/64"	31	6
C7SZ 4841-C	30	8 5/32"	3 29/32"	1 11/16"	1 3/8"	1 17/64"	31	1

Δ Inertia type

♦ This Code shown with Driveshaft in Group 4602.

May, 1975

COPYRIGHT © 1975 — FORD MOTOR COMPANY — DEARBORN, MICHIGAN

FINAL ISSUE

HALPERT_AUCTIONS

SECTION 46

4851 FLANGE ASSY. - REAR AXLE UNIVERSAL JOINT

UNIVERSAL JOINT FLANGE IDENTIFICATION CHART

Universal joint flanges, Group 4851 are also listed by year and model following the identification chart.

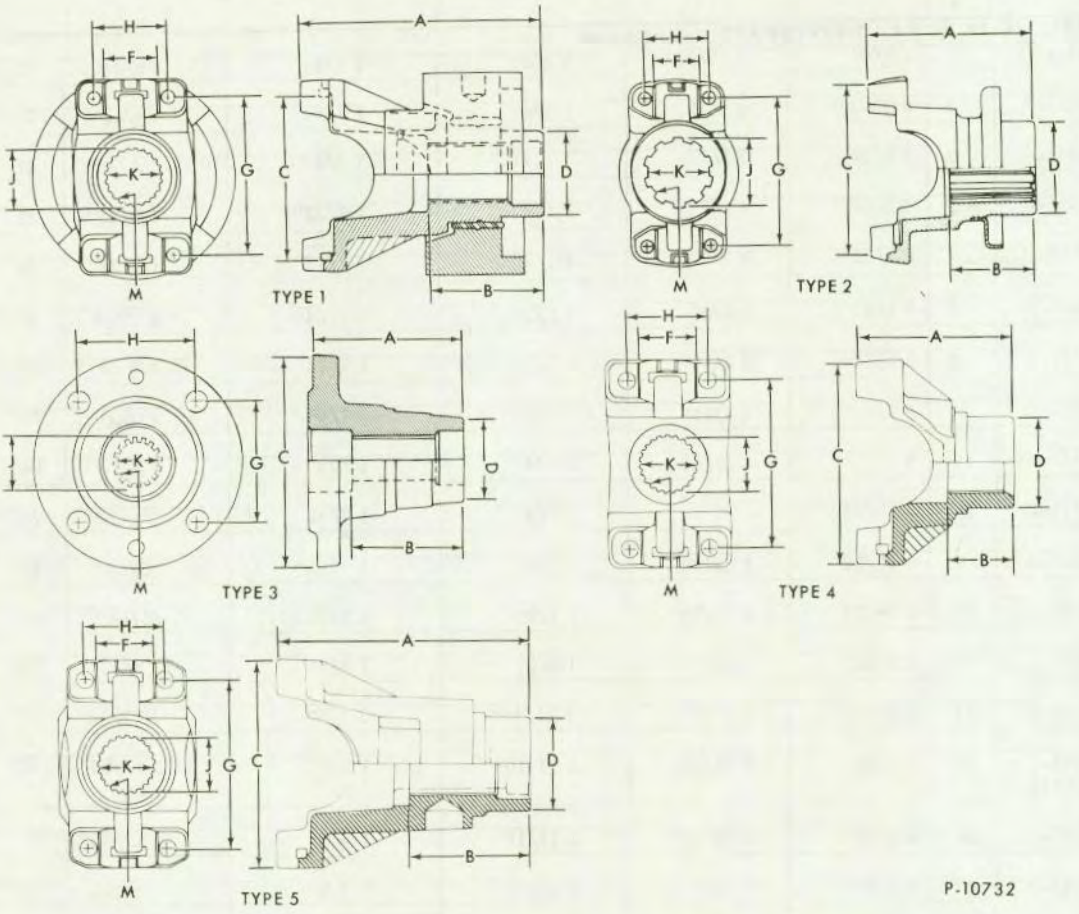

P-10732

PART NUMBER	A	B	C	D	E	F	G	H	J	K	M	TYPE
C5DZ 4851-A	2 59/64"	1 13/64"	3 7/32"	1 13/16"		1 1/8"	2 31/32"	1 37/64"	1 1/64"	15/16"	23	2
★C7AZ 4851-A r/b D2AZ 4851-A (3-73)	2 59/64"	1 5/16"	3 7/32"	1 13/16"		1 1/8"	2 31/32"	1 37/64"	1 7/32"	1 9/64"	28	2
★C5DZ 4851-B r/b D2FZ 4851-A (3-73)	2 15/16"	1 15/64"		1 21/32"		1"	2 7/32"	1 23/64"	1 1/64"	15/16"	23	2
C2DZ 4851-A	2 15/16"	1 15/64"		1 21/32"		1"	2 7/32"	1 23/64"	1 1/64"	15/16"	23	2
C8SZ 4851-A	3 1/4"	2 27/64"	4 45/64"	1 13/16"			2 21/32"	2 15/16"	1 15/64"	1 9/64"	28	3
D0SZ 4851-A	3 1/4"	2 27/64"	4 45/64"	1 13/16"			2 21/32"	2 15/16"	1 15/64"	1 9/64"	28	3
D0SZ 4851-B	3 3/4"	2 27/64"	4 45/64"	2 3/16"							28	3
C7SZ 4851-A	4 1/32"	2 27/64"	3 5/8"	1 13/16"		1 1/16"	2 7/8"	1 1/2"	1 15/64"	1 9/64"	28	2
C3SZ 4851-A	4 1/16"	2 27/64"	3 5/8"	1 13/16"		1 1/16"	3 5/16"	1 13/32"	1 15/64"	1 9/64"	28	2
C3TZ 4851-A	4 1/16"	2 27/64"	3 15/64"	1 13/16"		1 1/16"	2 29/32"	1 13/32"	1 15/64"	1 9/64"	28	2
C3OZ 4851-A	4 13/32"	2 5/8"	3 7/32"	1 13/16"		1 1/8"	2 31/32"	1 37/64"	1 7/64"	1 1/64"	25	2
★C4AZ 4851-A	4 25/32"	2 9/64"	3 5/8"	1 13/16"		1 1/8"	3 5/16"	1 37/64"	1 15/64"	1 9/64"	28	2
★C5AZ 4851-C	4 25/32"	2 9/64"	3 5/8"	1 13/16"		1 1/8"	3 5/16"	1 37/64"	1 15/64"	1 9/64"	28	1
C6VY 4851-B	5 1/32"	2 27/64"	3 5/8"	1 13/16"		1 1/16"	2 7/8"	1 1/2"	1 15/64"	1 9/64"	28	2
C3AZ 4851-L	5 1/16"	2 27/64"	3 7/32"	1 13/16"		1 1/8"	2 31/32"	1 37/64"	1 15/64"	1 9/64"	28	2
C3AZ 4851-M	5 1/16"	2 27/64"	3 5/8"	1 13/16"		1 1/8"	3 5/16"	1 37/64"	1 15/64"	1 9/64"	28	2
C3OZ 4851-C	5 1/16"	2 5/8"	3 7/32"	1 13/16"		1 1/8"	2 31/32"	1 37/64"	1 7/64"	1 1/64"	25	2
C6AZ 4851-B	5 1/16"	2 27/64"	3 5/8"	1 13/16"		1 1/8"	3 5/16"	1 37/64"	1 15/64"	1 9/64"	28	1
D2OZ 4851-A	4 25/32"	2 9/64"	3 5/8"	1 23/64"		1 1/8"	3 5/16"	1 37/64"	1 15/64"	1 9/64"	28	4
D2SZ 4851-A	5 1/16"		3 5/8"	1 13/64"			3 5/16"	1 37/64"	1 15/64"	1 9/64"	28	5
D0SZ 4851-C	3 29/64"	2 27/64"	4 45/64"	1 13/16"			2 21/32"	2 15/16"	1 7/32"	1 9/64"	28	3
D2SZ 4851-B	5 1/16"	2 27/64"	4"	1 13/16"		1 1/8"	3 5/16"	1 37/64"	1 7/32"	1 9/64"	28	5

HALPERT_AUCTIONS

YEAR	MODEL	AXLE IDENTIFICATION	PART NUMBER	QTY.	DESCRIPTION
4851 FLANGE ASSY. - REAR AXLE UNIVERSAL JOINT - continued					
	- A -				
65	A	28 spline axle shaft	★C5AZ 4851-C	1	•1330-with torsional damper stamped "B","C","D" or "E"
65	A	31 spline axle shaft	★C4AZ 4851-A	1	• 1330 - without torsional damper-r/b D2OZ 4851-A (10-73)
65/71	A(9" R/G)	28 spline axle shaft	C3AZ 4851-L	1	•1310-without torsional damper
66/71	A(9",9 3/8" R/G)	28 & 31 spline axle shaft	D2SZ 4851-A	1	•1330-without torsional damper
66/70	A(9 3/8" R/G)	31 spline axle shaft	C6AZ 4851-B	1	•1330-with torsional damper
72	A(9" R/G)		D2SZ 4851-A	1	•1330
67/71	A(8 1/2",8.7" R/G)	WER	C7AZ 4851-A	1	•1260
72	A(8.7" R/G)	WER-F,H	D2AZ 4851-A	1	•1310
72	A(8.7" R/G)	WER-J	D2AZ 4851-B	1	•1330
	- B -				
65/	B(8" R/G)		C3OZ 4851-A	1	•1260,•1310
65/71	B(9" R/G)		C3AZ 4851-L	1	•1310
66/71	B(9" R/G)	28 spline axle shaft	D2SZ 4851-A	1	•1330
67/68	B(7 1/4" R/G)		C5DZ 4851-B	1	•1260
67/	B(9" R/G)	31 spline axle shaft	C4AZ 4851-A	1	•1330
72	B(9" R/G)	WEB,WFA	D2SZ 4851-A	1	•1330
72	B(9" R/G)	WEC,WFC	D2OZ 4851-A	1	•1330
	- F -				
65/68	F(7 1/4" R/G)	WCY (exc.R,AA,AJ)	C2DZ 4851-A	1	•1100
65/70	F(7 1/4" R/G)	WCY-R,AA,AJ	C5DZ 4851-B	1	•1260
65/	F(8" R/G)	WCZ,WDJ	C3OZ 4851-A	1	•1260-without torsional damper
65/	F(9" R/G)		C3AZ 4851-L	1	•1310
67/71	F(9" R/G)	28 spline axle shaft	D2SZ 4851-A	1	•1330
68/71	F(9" R/G)	31 spline axle shaft	★C4AZ 4851-A	1	•1330-r/b D2OZ 4851-A (10-73)
72	F(9" R/G)		D2OZ 4851-A	1	•1330
	- L -				
71	L(6 3/4" R/G)		C5DZ 4851-B	1	•1260
72	L(6 3/4" R/G)		D2FZ 4851-A	1	•1260
	- P -				
70	P(7 1/4" R/G)	WDV	C5DZ 4851-B	1	•1260
70/	P(8" R/G)		C3OZ 4851-A	1	•1260
	- S -				
65/66	S	WCD,WDE,WEF	C3SZ 4851-A	1	•1330-without torsional damper
67	S(57)-9" R/G	WDC	C6VY 4851-B	1	•1330-without torsional damper
67	S(57)-9 3/8" R/G	WDT	C7SZ 4851-A	1	•1330-without torsional damper
67	S(65)	WDC,WDT	D2SZ 4851-A	1	•1330-without torsional damper
68/71	S (w/o sure-track)	WGA,WDT	C8SZ 4851-A	1	•1330-without torsional damper
70	S (w/sure-track)- "Before 1/19/70"	WGA,WFN		1	
72	S(9 3/8" R/G)	WFN-J		1	
70/71	S (w/sure-track)- "From 1/19/70"	WGA,WFN	D0SZ 4851-C	1	•1330-without torsional damper
70/71	S (9" R/G)	WFV,WGB	D0SZ 4851-B	1	•1330-without torsional damper
72	S(9" R/G)-"Before 12/1/71"	WGB,WFV	D2SZ 4851-A	1	•1330
72	S(9" R/G)- "From 12/1/71"	WGB,WFV	D0SZ 4851-B	1	•1330-without torsional damper
72	S(9 3/8" R/G)- "Before 12/1/71"	WGA,WFN(exc.WFN-J)	D2SZ 4851-B	1	•1330
72	S(9 3/8" R/G)- "From 12/1/71"	WGA,WFN(exc.WFN-J)	D0SZ 4851-C	1	•1330-without torsional damper
72	S(9" R/G w/sure-track)	WFV-G,H,J,WGB-R,S	D3SZ 4851-A	1	

• Industry designation

COPYRIGHT © 1975 -- FORD MOTOR COMPANY -- DEARBORN, MICHIGAN

YEAR	MODEL	AXLE IDENTIFICATION	PART NUMBER	QTY.	DESCRIPTION
	4851 FLANGE ASSY. - REAR AXLE UNIVERSAL JOINT - continued				
	- U -				
66/	U	WEM, WEN	C3TZ 4851-A		
	- X -				
65	X(7 1/4" R/G)	WCY-R, AA	C5DZ 4851-B	1	•1260-r/b C5DZ 4851-B(4-72)
65/68	X(7 1/4" R/G)	Exc. WCY-R, AA	C2DZ 4851-A	1	•1100
65/70	X (8" R/G)	WCZ, WDJ	C3OZ 4851-A	1	•1260
66/70	X	WDW, WDY, WDZ, WEA		1	
66/70	X(7 1/4" R/G)	WDV-B, D, G, H	C5DZ 4851-B	1	•1260-use C5DZ 4859-A deflector
65/	A, F, S, X		371518-S(MM180)	1	Locknut u/jt.(flange to pinion)-3/4"-20
65/	A, S		351588-S(XX227)	1	Washer-flat-.77" I. D.
70/	P	WDV	375646-S(MM180L)	1	Locknut(flange to pinion)-3/4"-20
65/70	X		351521-S(XX237)	1	Washer-flat-3/4" I. D.
	4851 FLANGE ASSY. - FRONT AXLE UNIVERSAL JOINT				
66/	U (front drive axle)		C6TZ 4851-D	1	Includes 8M 4859
66/	U (front drive axle)		351126-S(MM145)	1	Locknut (flange to pinion)-3/4"-16
66/	U (front drive axle)		356504-S(XX238)	1	Washer-flat-3/4"
	4859 DEFLECTOR - REAR AXLE DRIVING PINION OIL SEAL				
65/71	A, B, F, U (9", 9 3/8" R/G)		C8SZ 4859-A	1	3 1/2" large I.D. x 2" small I.D.
65/71	S			1	Without sure-track
65/70	S "Before 1/19/70"			1	With sure-track & 9 3/8" ring gear
70/	S "From 1/19/70"		D0SZ 4859-A	1	With sure-track-2 3/16" I.D.
67/71	A(8 1/2", 8.7" R/G)	WER	C5DZ 4859-A	1	2 31/32" large I.D. x 1 43/64" small I.D. use w/C7AZ 4851-A
65/71	B (8" R/G)		C3OZ 4859-A	1	3" large I.D. x 2" small I.D.
65/70	F(6 cyl.)(7 1/4" R/G)	WCY-E, F, L, M, N, AB, AC, AD	C2DZ 4859-A	1	3 9/16" large I.D. x 1 11/16" small I.D. use with 1100 universal joint
65/71	F, X(8" R/G)	WCZ-A, E, F, G, L, WDJ-A, B, C, E, WDW	C3OZ 4859-A	1	3" large I.D. x 2" small I.D.
71	P(8" R/G)	WDV, WDW		1	
72	A, B, F, L, P(6 3/4", 8.7" R/G)		D2AZ 4859-A	1	2 15/16" large I.D. x 2" small I.D.
72	S	WFV-K		1	
65/70	F, X(6 cyl. 200)-C4 trans. (7 1/4" R/G)	WCY-R, AA, AF, AH, AJ, AK, AL, WDV-B, D, G, H	C5DZ 4859-A	1	2 31/32" large I.D. x 1 43/64" small I.D.-use with 1260 universal joint
67/69	B(7 1/4" R/G)	WEZ		1	
70	P(7 1/4" R/G)	WDV		1	
72	A, B, F, U(9" R/G)		D2SZ 4859-A	1	2 25/32" large I.D. x 2" small I.D.
72	S			1	Without sure-track
66/	U (front drive axle)		8M 4859		2 1/8" large I.D. x 1 35/64" small I.D.
65/70	X(7 1/4" R/G)	WCY-E, F, L, M, N, AB, AC, AD, WDV-A, C, E	C2DZ 4859-A	1	3 9/16" large I.D. x 1 11/16" small I.D. use with 1100 universal joint

• Industry Number

HALPERT_AUCTIONS

YEAR	MODEL	AXLE IDENTIFICATION	PART NUMBER	QTY.	DESCRIPTION

4880 DIFFERENTIAL KIT - REAR AXLE LOCKING (For complete repair or conversion of "EQUALOCK" type locking axles) For TRACTION-LOK kits refer to Group 4026

65/66	A, S, U(8 3/4" &9" R/G)		B9AZ 4880-C	1	Use with 2 pinion medium bearing diff.-for original installation or pinion replacement also use C1AZ 4215-C

Consists of

1-B9A 4159-A	Lubricator	1-352506-S	Pin	4-B9AZ 4947-A	Clutch plate
1-C4AZ 4204-E	Case	1-C4AZ 4214-A	Spring	10-371246-S	Bolt-7/16"-20
1-C2AW 4236-A	Side gear	3-B9AZ 4945-A	Clutch plate	1-4121	Identification tag
1-C4AZ 4946-A	Hub	1-C2AZ 4236-B	Side gear	5 1/2 Pts.	Lubricant

65/69	A, B, F, S (8 3/4" &9" R/G)		C9OZ 4026-B	1	Use with 2 or 4 pinion large bearing differential & 28 spline axle shaft-for original installation or pinion replacement also use C1AZ 4215-C

Consists of

1-C4AZ 4204-F	Case	1-C2AZ 4236-B	Gear	4-B9AZ 4947-A	Plate
1-C4AZ 4214-A	Spring	3-B9AZ 4945-A	Plate	1-352506-S	Pin
1-C2AW 4236-A	Gear	1-C4AZ 4946-A	Hub	10-350627-S	Bolt
				5 1/2 Pts.	Lubricant

67/69	A, U(8 3/4" &9" R/G)		C9AZ 4026-A	1	Use with 2 pinion medium bearing diff. -for original installation or pinion replacement also use C1AZ 4215-C

Consists of

1-C4AZ 4204-E	Case	1-C2AZ 4236-B	Gear	4-B9AZ 4947-A	Plate
1-C4AZ 4214-A	Spring	3-B9AZ 4945-A	Plate	1-352506-S	Pin
1-C2AW 4236-A	Gear	1-C4AZ 4946-A	Hub	10-350627-S	Bolt
				5 1/2 Pts.	Lubricant

66/69	A, S(9 3/8" R/G)		C6AZ 4880-B	1	Use with extra large diff. bearing-for pinion replacement use C6AZ 4215-A

Consists of

1-C6AZ 4204-D	Case	1-C6AW 4236-B	Gear	4-C6AZ 4947-A	Plate
1-C4AZ 4214-A	Spring	3-B9AZ 4945-A	Plate	1-359475-S	Pin
1-C6AW 4236-A	Gear	1-C6AZ 4946-A	Hub	5 1/2 Pts.	Lubricant

65/70	B, F, X(7" & 7 1/4" R/G)		C4DZ 4880-B	1	With integral carrier

Consists of

1-C4DZ 4204-A	Case	1-C4DZ 4236-B	Side gear	4-C4DZ 4947-A	Plate
1-C4DZ 4214-A	Spring	3-C4DZ 4945-A	Plate assy.	1-305086-S	Pin
1-C4DZ 4236-A	Side gear	1-C4DZ 4946-A	Hub	8-379237-S	BOLT 3/8" 24 X 1 11/64"

COPYRIGHT © 1975 — FORD MOTOR COMPANY — DEARBORN, MICHIGAN

FINAL ISSUE

HALPERT_AUCTIONS

YEAR	MODEL	AXLE IDENTIFICATION	PART NUMBER	QTY.	DESCRIPTION
	4880 DIFFERENTIAL KIT - REAR AXLE LOCKING - continued				
65/67	F(GT350)(8" R/G) F(GT350)(9" R/G) 8 cyl. 289)		★S1MS 4880-B	1	•LS 124D
			S1MS 4880-A	1	Use w/small differential bearing-•LS 124B
			S2MS 4880-C	1	Use w/large differential bearing-28 spline shaft-•LS 124A
	4880 PLATE KIT - FRONT AXLE LOCKING DIFFERENTIAL				
66/71	U (front drive axle) "Before Ser.K20,001"	Dana (Spicer) 30	C6TZ 4880-A	1	Locking differential repair kit only Consists of 10 friction plates and disc
71/	U (front drive axle) "From Ser. K20,001"	Dana (Spicer) 44	D1TZ 4880-B	1	
	4891 SNAP RING - UNIVERSAL JOINT BEARING				
65/	A,B,F,P,X		C3AZ 4891-A	AR	1 1/4" Major O.D.
68/	S		C8SZ 4891-A	AR	
65/68	X		★A8AZ 4891-A	8	.918" I.D.
	4945 PLATE - REAR AXLE DIFFERENTIAL CLUTCH				
65/69	A,B,F,S,U,X-(8",9",9 3/8" R/G)	Equalock axles	B9AZ 4945-A	3	
65/70	F,X (7 1/4" R/G)	Equalock axles	C4DZ 4945-A	3	Locking axle with integral carrier
68/	A,B,F,P,S,U,X-(8",9",9 3/8" R/G)	Traction-lock axles	C8OZ 4945-B	4	4 7/8" O.D.-3 3/4" I.D.-46 splines-.062" thick
	4946 HUB - REAR AXLE DIFFERENTIAL GEAR CLUTCH				
65/69	A,B,F,S,U,X-(8",9" R/G)	Equalock axles	C4AZ 4946-A	1	With locking axle-with 28 spline shafts
66/69	A,S(9 3/8" R/G)	Equalock axles	C6AZ 4946-A	1	With 31 spline shafts
69/	A,B,F,P,U,X-(8",9" R/G)	Traction-lock axles	C9OZ 4946-B	1	4 57/64" O.D.-41 teeth-28 splines
70/	S (9" ring gear)			1	
70	A,S(9 3/8" R/G)	Traction-lock axles	D0AZ 4946-A	1	With 31 spline shafts
71/	S(9 3/8" R/G)			1	
68/	B,F(9" R/G)	Traction-lock axles	C9OZ 4946-C	1	4 57/64" O.D.-41 teeth-31 splines
65/70	F,X (7 1/4" R/G)	Equalock axles	C4DZ 4946-A	1	Locking axle with integral carrier
66/71	U (front drive axle)	Dana(Spicer)30	C6TZ 4946-B	2	With locking axle 20 internal teeth
	4947 PLATE - REAR AXLE DIFFERENTIAL GEAR CLUTCH				
65/69	A,B,F,S,U,X-(8",9" R/G)	Equalock axles	B9AZ 4947-A	4	
66/69	A,S(9 3/8" R/G)	Equalock axles	C6AZ 4947-A	4	
68/	A,B,F,P,S,U,X-(8",9",9 3/8" R/G)	Traction-lock axles	C8OZ 4947-A	4	4 7/8" O.D.-3 3/4" I.D.-.050" thick
65/70	F,X(7 1/4" R/G)	Equalock axles	C4DZ 4947-A	4	
	4997 JOINT - DRIVESHAFT UNIVERSAL				
66/70	U "Before Ser.G70,001"		C9TZ 4602-Z (front)or C9TZ 4602-AA (rear)	1	Mechanics type-includes knuckles and plugs-universal joints and centering yoke
70/	U "From Ser.G70,001"				Not required - Dana (Spicer) type drive shaft assy.

▲ Refer to basic 4602 Kit drive shaft (Conversion-Mechanics to Dana Spicer) • Detroit Automotive Number

HALPERT_AUCTIONS

INDEX

PART NAME	GROUP NUMBER
A	
Absorber (body bolt upper)	5B098
Adapter (A/C compressor outlet)	5A717
Adapter (automatic air leveler compressor outlet)	5A717
Adapter (front stabilizer bar mounting)	5B482
Adapter (muffler inlet pipe)	5D209
Adapter (muffler outlet pipe reducer)	5264
Anti-squeak (rear spring)	5586
Arm assy. (rear suspension lower)	5464-9
Arm & bushing assy. (rear suspension upper)	5500
Arm kit (rear suspension)	5A826
B	
Bar (rear spring shackle rear)	5627
Bar assy. (front stabilizer)	5482
Bar assy. (rear stabilizer)	5A772
Bar & bushing assy. (rear track)	5A639
Bar kit (rear track mounting)	5B640
Bolt (manifold to eng.)	5260
Bolt (rear spring tie)	5721
Bolt (spring seat mounting)	5A322
Bracket (automatic air leveler valve mounting)	5A688
Bracket (cross member radiator support mounting)	5069
Bracket (eng. front insulator)	5057-8
Bracket (frame No.3 cross member support)	5A000-1
Bracket (frame stabilizer rod)	5C027
Bracket (frame to body)	5077-8 5080-1
Bracket (muffler inlet pipe)	5277
Bracket (muffler inlet pipe to eng. block)	5291
Bracket (muffler outlet pipe)	5A235, 5277
Bracket (muffler outlet pipe clamp)	5266
Bracket (muffler support)	5277
Bracket (rear axle)	5784
Bracket (rear spring front)	5863
Bracket (rear spring rear)	5992
Bracket (rear stabilizer bar stud shield)	5B494
Bracket (rear stabilizer link to cross member)	5661
Bracket (stabilizer bar)	5486-7
Bracket (track bar to axle)	5557
Bracket (track bar to frame)	5546
Bracket assy. (automatic air leveler compressor)	5A694
Bracket & insulator assy. (muffler inlet pipe)	5A246
Bracket & insulator assy. (muffler or outlet pipe)	5260
Bracket & insulator kit (muffler outlet pipe)	5260
Bumper (rear axle)	5783
Bushing (front spring lower seat)	5A305
Bushing (rear spring)	5781
Bushing (rear stabilizer bar mounting)	5B486
C	
Cam (rear suspension arm adjusting)	5A637, 5K751
Cam kit (rear suspension lower arm)	5K751
Clamp (muffler to hanger)	5A272

PART NAME	GROUP NUMBER
C - cont'd.	
Clamp (rear spring)	5724
Clamp (rear stabilizer bar mounting)	5C489
Clamp (stabilizer bar insulator)	5487
Clamp (stabilizer to suspension lower arm outer)	5476
Clamp (exhaust)	5253
Clamp assy. (muffler inlet & outlet pipe yoke type)	5A231
Clamp & insulator (frame No.3 cross member)	5C021
Clamp kit (rear spring)	5724
Clip (air leveler hose)	5A668
Compressor & bracket assy. (automatic air leveler)	5A713
Compressor kit (automatic air leveler)	5A713
Compressor repair kit (automatic air leveler)	5A773
Connector (automatic air leveler tube)	5A689
Connector (muffler inlet pipe)	5B286
Control kit (automatic air leveler)-instrument panel mounted	5A589
Cover (rear track bar stud)	5A750
Cross member assy. (frame front)	5019
Cross member assy. (frame No.2 or 3)	5025-6
Cross member (frame rear)	5035
Cylinder (air leveler)	5A666
D	
Damper (rear spring)	5A669
E	
Element (automatic air leveler compressor air filter)	5A725
End repair kit (stabilizer bar)	5A486
Exhaust kit (dual system)	5210
Extension (muffler outlet pipe)	5202-3, 5232, 5255, 5263
Extension repair kit (frame sidemember front)	5B117
F	
Flange (muffler inlet pipe)	5269
Frame assy.	5005
G	
Gasket (manifold)	5260
Gasket (resonator inlet pipe)	5B266
Gauge & valve assy. (automatic air leveler)	5A687
H	
Hanger (rear spring)	5775
Horn (frame)	5B117
Hose (automatic air leveler)	5A684
Hose assy. (air leveler)	5A667
Hose assy. (automatic air leveler compressor to valve)	5A714

COPYRIGHT © 1975 — FORD MOTOR COMPANY — DEARBORN, MICHIGAN

HALPERT_AUCTIONS

INDEX

PART NAME	GROUP NUMBER
I	
Insulator (frame to body bracket)	5A103
Insulator (front spring)	5415
Insulator (front stabilizer bar to lower suspension arm link bolt)	5-5490
Insulator (rear spring)	5536
Insulator (rear spring center mounting)	5741
Insulator (rear spring clamp plate)	5A641
Insulator (rear stabilizer bar link)	5C492
Insulator (stabilizer bar)	5484
K	
KIT - refer to appropriate noun name For example	
Clamp kit (rear spring)	5724
L	
Leaf (rear spring)	5564-5
Leveler kit (air)	5A589
Lever (automatic air leveler valve actuating)	5B689
Liner (rear spring)	5624, 5983
Liner (rear spring clamp)	5334
Link (automatic air leveler valve actuating)	5A690
Link assy. (automatic air leveler valve actuating)	5A690
Link assy. (stabilizer bar)	5K484
M	
Moulding (muffler outlet pipe opening)	5C299
Muffler	5212, 5225, 5230, 5232, 5D256, 5C257, 5C258
N	
Nut (front stabilizer bar link)	5C491
P	
Pipe (muffler inlet)	5218, 5245, 5246
Pipe (muffler inlet cross over)	5248, 5267-8
Pipe (muffler inlet extension)	5A212-3, 5A216, 5230
Pipe (muffler outlet)	5D200, 5B202, 5C203, 5C207, 5C227, 5255, 5-5257, 5C262
Pipe (resonator inlet)	5218, 5A265, 5A289
Plate (muffler mounting)	5B236
Plate (rear spring)	5796-9
Plate (rear spring front hanger anchor)	5A539
Plate (rear spring rear hanger)	5752
Plate (rear stabilizer bar link mounting bracket)	5B486
Plate (rear stabilizer bar stud mounting)	5A775
R	
Reinforcement (front stabilizer bar mounting bracket)	5A483, 5A492
Reinforcement (rear spring front bracket)	5920
Reinforcement (rear spring rear bracket)	5980
Reinforcement (rear suspension lower arm)	5A770
Resonator	5212
Resonator (inlet pipe front)	5A217
Resonator (muffler outlet pipe)	5A289
Retainer (frame to body insulator)	5B078
Retainer (front spring mounting)	5B300
Retainer (rear spring center mounting insulator)	5736
Retainer (rear spring lower)	5A569
Rod (frame stabilizer)	5C024
S	
Seat (front spring lower)	5A307
Seat assy. (front spring)	5A306
Shackle assy. (rear spring rear)	5776
Shackle kit (rear spring)	5630
Shield (muffler splash)	5B241
Shim (front spring)	5355
Sleeve (automatic air leveler valve)	5A739
Spacer (air leveler hose)	5A680
Spacer (body bolt)	5A076
Spacer (rear spring)	5997
Spacer (rear spring center bolt)	5A537
Spacer (rear spring center mounting)	5598
Spacer (rear spring front hanger)	5753
Spacer (rear stabilizer bar)	5A769
Spring (front coil)	5310
Spring (rear coil)	5560
Spring assy. (rear leaf)	5560
T	
Tube (automatic air leveler compressor to valve)	5A718
U	
"U" bolt (rear spring)	5705
V	
Valve & lever assy. (automatic air leveler)	5A712
W	
Wedge (rear axle adjusting)	5A313

HALPERT_AUCTIONS

YEAR	MODEL	DESCRIPTION	QTY.	PART NUMBER
	5A000-1 BRACKET - FRAME NO. 3 CROSS MEMBER SUPPORT - (Serviced in 5005 Assy.)			
	5005 FRAME ASSY.			
	- A -			
65	A(54, 57, 62, 63), A(71 P/C)		1	C5AZ 5005-F
	A (Taxicab)		1	
	A (71)-exc. P/C	Not replaced	1	★C5AZ 5005-J
	A(76)	Not replaced	1	★C5AZ 5005-H
66	A (54, 62, 63)	Replaced by C8AZ 5005-L	1	★C6AZ 5005-A
	A(54B, E, 62)-Taxi, Police & Fleet	Heavy Duty	1	
	A(57)	Not replaced	1	★C8AZ 5005-K
	A(71)	Not replaced	1	C8AZ 5005-K
	A (76)		1	C6AZ 5005-C
67/68	A(54, 62, 63, 65)		1	C8AZ 5005-L
	A(57)	Not replaced	1	★C8AZ 5005-K
	A(71)	Not replaced	1	★C8AZ 5005-M
	A (76)		1	C8AZ 5005-B
69	A(54, 57, 62, 63, 65)	#C9AA 5005-Z1, Z2, AC1, AC2, AK1 or AK2	1	C9AZ 5005-A
	A(71)	#C9AA 5005-AA, AF, AG, AH or AL	1	C9AZ 5005-B
	A(76)	#D0AA 5005-AC	1	D0AZ 5005-B
70	A(54, 57, 62, 63, 65)	#D0AA 5005-AB1 or AB2	1	D0AZ 5005-A
	A(71)	#D0AA 5005-AA or AD	1	D0AZ 5005-C
	A(76)	#D0AA 5005-AC	1	D0AZ 5005-B
71/	A(53, 54, 57, 65)	#D1AA 5005-DC, D2AA 5005-D1, DU, DV	1	D1AZ 5005-A
	A(71)	#D1AA 5005-FC, D2AA 5005-FU, FV, FY	1	D1AZ 5005-C
	A(76)	#D1AA 5005-EC, D2AA 5005-ES, ET, EU	1	D1AZ 5005-B
	- B -			
72	B(53)	#D2OA 5005-BR, BS, BT, ED, GD or GH	1	D2OZ 5005-E
	B(63, 65)	#D2OA 5005-AN, AR, AS, ED, FD or FH	1	D2OZ 5005-D
	B(71, 97)	#D2OA 5005-CR, CS, CT, CY or LD	1	D2OZ 5005-C
	- S -			
67	S (57)	Not replaced	1	★C7SZ 5005-A
	S (65)	Not replaced	1	★C7SZ 5005-B
68	S(57)	Not replaced	1	★C8SZ 5005-H
	S(65)	#D1-C8SA 5005-AF - not replaced	1	★C8SZ 5005-G
69	S(57)	#C9SA 5005-M or V	1	C9SZ 5005-B
	S(65)	#C9SA 5005-L, N, S or U	1	C9SZ 5005-A
70	S(57)	#D0SA 5005-AH - r/b D0SZ 5005-E	1	★D0SZ 5005-B
	S(57)	#D0SA 5005-AK, AN, ED-D0SA 5005-AU or ED1-D0SA 5005-AU	1	D0SZ 5005-E
	S(65) "Before 10/6/69"	#D0SA 5005-AJ	1	D0SZ 5005-A
	S(65) "From 10/6/69"	#D0SA 5005-AL, AM, ED-D0SA 5005-AT or ED1-D0SA 5005-AT - r/b D1SZ 5005-A	1	★D0SZ 5005-F
71	S(57)	#D1SA 5005-BC, BD - not replaced	1	★D1SZ 5005-B
	S(65)	#D1SA 5005-AD, AE	1	D1SZ 5005-A
72	S "Before 1/3/72"	#D2SA 5005-AN, AR, AS, ED-D2SA 5005-AS - r/b D2SZ 5005-B	1	★D2SZ 5005-A
	S " From 1/3/72"	#D2SA 5005-AV, AZ, BB, BC	1	D2SZ 5005-B
	- U -			
66/	U (6 cyl.)	#C6TA 5005-FC, JK, C7TA 5005-GJ, C9TA 5005-BG, D0TA 5005-CY, D1TA 5005-BVA or ED-D1TA 5005-BVA	1	C6TZ 5005-MM
66	U (8 cyl.)	#C6TA 5005-FA-R/B C6TZ 5005-ML	1	★C6TZ 5005-BM
66/	U (8 cyl.)	#C7TA 5005-GH, C9TA 5005-BF, D0TA 5005-CV, D1TA 5005-BUA or ED-D1TA 5005-BUA	1	C6TZ 5005-ML

Identification marking

May, 1975

COPYRIGHT © 1975 — FORD MOTOR COMPANY — DEARBORN, MICHIGAN

FINAL ISSUE

HALPERT_AUCTIONS

YEAR	MODEL	DESCRIPTION	QTY.	PART NUMBER
	5005 FRAME ASSY. - continued			
65	A(54, 62, 63, 71)	Stud (body to frame at No. 1 mount)-7/16"-14 x 3 1/2"	4	379966-S2 (WW98H)
65	A(71)	Bolt (body to frame at No. 5 mount)-7/16"-14 x 2 1/16"	2	358911-S(BB179)
	5019 CROSS MEMBER ASSY. - FRAME FRONT			
65/68	A		1	C8SZ 5019-A
69/	A		1	C9AZ 5019-A
72	B	Replaced by D2SZ 5019-A	1	★D2OZ 5019-B
65/66	S	Refer to page 1 Body Sheet Metal-Illus. Section		
67	S	When necessary - bend ends to fit	1	C5AZ 5019-B
68/71	S		1	C8SZ 5019-A
72	S		1	D2SZ 5019-A
66/	U		1	C6TZ 5019-F
	5C021 CLAMP & INSULATOR - FRAME NO. 3 CROSS MEMBER			
72	S		2	D2SZ 5C021-A
	5C024 ROD - FRAME STABILIZER			
72	S " Before 11/15/71"	R. H.	1	D2SZ 5C024-A
	S " Before 11/15/71"	L. H.	1	D2SZ 5C024-B
	S " From 11/15/71"	R. H.	1	D2SZ 5C024-C
	S " From 11/15/71"	L. H.	1	D2SZ 5C024-D
	5025-6 CROSS MEMBER ASSY. - FRAME No. 2 or 3			
65	A	No. 3	1	C5AZ 5025-A
66/68	A	No. 3	1	C6AZ 5025-A
69/	A	No. 3	1	C9AZ 5025-A
65	B	No. 2 - not replaced	1	★C2OZ 5026-B
72	B	No. 3	1	D2OZ 5025-A
65/	F	No. 2 - Tubular	1	C5ZZ 5026-A
71/	P (8 cyl.)	No. 2	1	D0DZ 5025-A
67	S	No. 3 - not replaced	1	★ C7SZ 5025-A
68/71	S	No. 3	1	C8SZ 5025-B
72	S	No. 3	1	D2SZ 5025-A
65/	A (except 76)	Bolt (cross member to support brkt. R. H. &L. H.) - 1/2"-20 x 4 39/64"	2	372190-S8(BB254)
65	B	Bolt (attach No. 2 member to underbody)-7/16"-14 x 1"	6	375293-S8 (BB817P)
72	B	Bolt (c/member to frame)-9/16"-12 x 1 1/2"	2	384928-S100 (BB429WN)
72	B	Nut & retainer assy. (c/member to frame)-9/16" - 12	2	384650-S2 (MM192XA)
72	B	Clip (No. 3 c/member to siderail)	2	★384651-S2
72	B	Washer (c/member to frame)-9/16" tab	2	383386-S2(XX345F)
65/	F	Bolt (No. 2 C/M to side rail)-1/2"-13 x 1 1/8"	2	379068-S(BB817Q)
65/	A, X	Bolt (c/member to support brkt.)-1/2"-20 x 1"	4	20393-S(B197)
		Locknut-1/2"-20		34449-S7-8(M85)
		Flat washer-1/2"		44735-S8(X32)
67	A, S	Locknut (No. 3 crossmember to frame)-1/2" x 13	2	375710-S7-8 (MM173F)
68/	A, S	Bolt (No. 3 crossmember to frame)-9/16"-12 x 1 3/8"	2	380437-S2 (BB199H)
		Locknut-9/16"-12		382484-S (MM173FA)
	5C027 BRACKET - FRAME STABILIZER ROD			
72	S	R. H.	1	D2SZ 5C027-B
		L. H.	1	D2SZ 5C027-A

HALPERT_AUCTIONS

YEAR	MODEL	DESCRIPTION	QTY.	PART NUMBER
	5035 CROSS MEMBER - FRAME REAR			
65	A(71)	Not replaced	1	★ C5AZ 5035-C
65/68	A(76)	Not replaced	1	★ C5AZ 5035-B
65	A(exc. 71, 76)		1	C5AZ 5035-D
66	A(exc. 76)		1	
67/68	A (exc. 76)		1	C5AZ 5035-E
69	A(exc. 71, 76)	Std. -channel type	1	C9AZ 5035-B
	A(exc. 71, 76)	H/duty-box type	1	C9AZ 5035-A
	A(71)		1	C9AZ 5035-C
	A(76)	Std. -box type	1	C9AZ 5035-A
72	B(53, 63, 65)	Std.	1	D2OZ 5035-B
	B(53, 63, 65)	H/duty	1	D2OZ 5035-C
	B(71, 97)	Std.	1	D2OZ 5035-A
37/71	S		1	C5AZ 5035-E
72	S	Std.	1	D2OZ 5035-B
66/	U (6 cyl. & 8 cyl. 289)		1	C6TZ 5035-A
	5057-8 BRACKET - ENGINE FRONT INSULATOR			
66/	U (6 cyl.)	R. H.	1	C6TZ 5057-A
		L. H.	1	C6TZ 5058-A
66/	U (8 cyl.)	Serviced in frame assembly only	1	★
	5069 BRACKET - CROSS MEMBER RADIATOR SUPPORT MOUNTING			
69	A(76)		1	C9AZ 5069-A
72	A		1	
	5A076 SPACER - BODY BOLT - Refer to Body Bolt Chart in Section 020 for mounting location)			
67/68	A(except 76), S	At "F" mount-1" long	2	C7AZ 5A076-A
	5077-8 BRACKET - FRAME TO BODY			
69	A(76)	Inner-R.H.	1	C9AZ 5077-A
		Inner-L.H.	1	C9AZ 5077-C
	A(71, 76)	Inner	2	C9AZ 5077-B
72	A	Inner-R. H.	1	C9AZ 5077-A
		Inner-L. H.	1	C9AZ 5077-C
66/	U (6 cyl. & 8 cyl. 289)	Front intermediate & R. H.	3	C6TZ 5077-A
		Front-L. H.	1	C6TZ 5078-A
66/	U (6 cyl. & 8 cyl. 289)	Rear intermediate	2	C6TZ 5077-B
	5B078 RETAINER - FRAME TO BODY INSULATOR - Also refer to Body Bolt Chart in Body Section 020 for Model Application			
65/66	A(54, 57, 62, 63)		4	C5AZ 5B078-B
65/66	A(71, 76)		2	
67	S		2	
	5080 BRACKET - FRAME TO BODY			
68/69	S	Front-upper-R. H. - not replaced	1	★C8SZ 5080-A
		Front-upper-L. H. - not replaced	1	★C8SZ 5080-B
	5B098 ABSORBER - BODY BOLT UPPER - Refer to Body Bolt Chart in Section 020 for Mounting location			
65/67	A		2	C5AZ 5B098-B
67/68	S		2	
65/66	A(54, 57, 62, 63, 71, 76)		4	C5AZ 5B098-C
69	A(except 76)		2	C9AZ 5B098-B

COPYRIGHT © 1975 — FORD MOTOR COMPANY — DEARBORN, MICHIGAN

HALPERT_AUCTIONS

YEAR	MODEL	DESCRIPTION	QTY.	PART NUMBER
	5A103 INSULATOR - FRAME TO BODY BRACKET- (Refer to Body Bolt Chart in Section 020 for mounting location)			
65	A(54, 57, 62, 63)		2	C5AZ 5A103-E
66	A(54, 57, 62, 63, 71)		2	
65/66	A(54, 57, 62, 63, 76)		2	C5AZ 5A103-A
67	A(except 71, 76)	Not replaced	2	★C7AZ 5A103-B
	A(except 71)		2	C7AZ 5A103-A
68	A (except 76)		2	C8AZ 5A103-A
	A (except 71)		2	C8AZ 5A103-B
69	A		2	C9AZ 5A103-A
70/	A(exc. 71, 76)		2	
69/	A (exc. 71)		2	C9AZ 5A103-B
69/	A(71)	Refer to Body Group 00396		
72	B		2	D2OZ 5A103-B
	B(53)		AR	D2OZ 5A103-C
67	S	Not replaced	2	★C7SZ 5A103-A
71	S		2	D1SZ 5A103-A
72	S		2	D2SZ 5A103-A
	S		2	D2SZ 5A103-B
	5B117 EXTENSION REPAIR KIT - FRAME SIDEMEMBER FRONT (FRAME HORNS)			
65/68	A	R.H.-not replaced	1	★C5AZ 5B117-A
67/69	S		1	
	Consists of			
	1-D1AJ 5023-BA Extension R.H. inner	1-D1AJ 5023-AA Extension R.H. outer		
65/68	A	L.H.-not replaced	1	★C5AZ 5B117-B
67/69	S		1	
	Consists of			
	1-D1AJ 5B010-BA Extension L.H. inner	1-D1AJ 5B010-AA Extension L.H. outer		
69/	A	R.H.	1	C9AZ 5B117-A
	Consists of			
	1-D2AJ 5023-AA Extension R.H. inner	1-D2AJ 5023-BA Extension R.H. outer		
	1-D0AA 17B991-A Plate			
69/	A	L.H.	1	C9AZ 5B117-B
	Consists of			
	1-D2AJ 5B010-AA Extension L.H. inner	1-D2AJ 5B010-BA Extension L.H. outer		
	1-D0AA 17B992-A Plate			

HALPERT_AUCTIONS

HOW TO FIND EXHAUST SYSTEM PARTS

1. USE CAR MODEL APPLICATION

Refer to the Year - Model index as follows:

YEAR	MODELS	SECTION	PAGE
1965	All	52.65	1
1966	All	52.66	1
1967	All	52.67	1
1968	All	52.68	1
1969	All	52.69	1
1970	All	52.70	1
1971	All	52.71	1
1972	All	52.72	1

These symbols are used in the parts tables:

□ is used for major components. They are numbered in order from engine to end of exhaust system.

o is used for clamps. They are marked A, B, C from front to rear.

Δ is used for brackets or hangers. They are numbered from front to rear.

2. USE STAMPED NUMBERS

Refer to Cross-Reference charts in Section 52, as follows:

NAME	BASIC NUMBER	SECTION	PAGE
Intermediate pipe	5A212, 5A289	52	2
Muffler	5230	52	3
Inlet pipe	5246	52	18
Outlet pipe	5255	52	21

3. USE SIZES

Refer to Size charts in Section 52, as follows:

NAME	BASIC NUMBER	SECTION	PAGE
Intermediate pipe	5A212, 5A289	52	2
Muffler	5230	52	6
Inlet pipe	5246	52	19
Outlet pipe	5255	52	23

4. USE SIMPLIFICATION REPLACEMENT CHARTS

(Summary charts of replacements made under Exhaust Simplification Programs).

PAGE
1965/66 12
1967/71 13

5. USE HANGER REPAIR KITS

Many original-equipment hangers may be repaired by universal-type replacement kits. Refer to page 25 to determine which kit to use.

COPYRIGHT © 1975 — FORD MOTOR COMPANY — DEARBORN, MICHIGAN

HALPERT_AUCTIONS

5D200 PIPE - MUFFLER OUTLET -Refer to Group 5255 Cross Reference Chart

5202 EXTENSION - MUFFLER OUTLET PIPE -Refer to Group 5255 Cross Reference Chart

5B202 PIPE - MUFFLER OUTLET -Refer to Group 5255 Cross Reference Chart

5203 EXTENSION - MUFFLER OUTLET PIPE -Refer to Group 5255 Cross Reference Chart

5C203 PIPE - MUFFLER OUTLET -Refer to Group 5255 Cross Reference Chart

5C207 PIPE - MUFFLER OUTLET -Refer to Group 5255 Cross Reference Chart

5D209 ADAPTER - MUFFLER INLET PIPE - Refer to Model Application Index on page 1 of Section 52

5210 EXHAUST KIT - DUAL SYSTEM -No longer serviced

5212 MUFFLER -Refer to Group 5230 Cross Reference Chart

5212 PIPE - MUFFLER INLET -Refer to Group 5A212 Cross Reference Chart

5212 RESONATOR -Refer to Group 5A289 Cross Reference Chart

5A212-3 PIPE - MUFFLER INLET EXTENSION

CROSS REFERENCE CHART

Also refer to Size Chart below. For model application, refer to Section 52, page 1.
Use the Chart below to translate the Number Stamped on the Extension Pipe to a Service Part Number.

STAMPED NUMBER	PART NUMBER
C4SA 5212-C	C4SZ 5A212-A
C4ZA 5212-B	★C5ZZ 5A212-E
C5ZA 5212-A	★C5ZZ 5A212-E
C5ZA 5212-B	C5ZZ 5A212-G
C6ZA 5212-B	C5ZZ 5A212-G
D2OJ 5212-CA	C6OZ 5A212-C
C4OA 5A212-B	C4OZ 5A212-B
C4OA 5A212-C	C4OZ 5A212-C
C4OA 5A212-D	C4OZ 5A212-D
C4ZA 5A212-E	C5ZZ 5A212-G
C4ZA 5A212-F	C5ZZ 5A212-G
C4ZA 5A212-G	C5ZZ 5A212-G
ED-C4ZA 5A212-C	C5ZZ 5A212-G
C5DA 5A212-A	C5DZ 5A212-D
D2DJ 5A212-AA	C6DZ 5A212-F
C5DA 5A212-B	C5DZ 5A212-E
C5DA 5A212-C	C5DZ 5A212-C
C5DA 5A212-D	C5DZ 5A212-D

STAMPED NUMBER	PART NUMBER
C5DA 5A212-E	C5DZ 5A212-E
C5OA 5A212-A	C5OZ 5A212-A
C6DA 5A212-B	C6DZ 5A212-E
C6DA 5A212-C	C6DZ 5A212-F
C6DA 5A212-D	C6DZ 5A212-E
C6DA 5A212-E	C6DZ 5A212-H
C6DA 5A212-F	C6DZ 5A212-E
C6DA 5A212-G	C6DZ 5A212-F
C6DA 5A212-H	C6DZ 5A212-E
C6DA 5A212-J	C6DZ 5A212-H
C6OA 5A212-J	C6OZ 5A212-E
C6OA 5A212-L	C6OZ 5A212-G
D2AJ 5A212-CA	C6OZ 5A212-E
D32J 5A212-AA	D3FZ 5A212-B
D32J 5A212-BA	D3FZ 5A212-A
D32J 5A212-CA	D3FZ 5A212-D
D32J 5A212-DA	D3FZ 5A212-C
C4ZA 5A213-A	★C5ZZ 5A213-B

STAMPED NUMBER	PART NUMBER
D2OJ 5A213-BA	C6OZ 5A212-G
D0DJ 5A216-A	D0DZ 5A212-A
D0DJ 5A216-B	D0DZ 5A212-B
D0OJ 5A216-A	D0OZ 5A212-A
D0OJ 5A216-B	D0OZ 5A212-B
D0OJ 5A216-C	D0OZ 5A212-C
D0OJ 5A216-D	D0OZ 5A212-D
D0OJ 5A216-E	D0OZ 5A212-E
D0OJ 5A216-F	D0OZ 5A212-F
D0OJ 5A216-G	D0OZ 5A212-G
D0OJ 5A216-H	D0OZ 5A212-H
D0ZJ 5A216-A	D0ZZ 5A212-C
D0ZJ 5A216-B	D0ZZ 5A212-D
D0ZJ 5A216-C	D0ZZ 5A212-E
D0ZJ 5A216-D	D0ZZ 5A212-F
D0ZJ 5A216-E	D0ZZ 5A212-G
D0ZJ 5A216-F	D0ZZ 5A212-H

STAMPED NUMBER	PART NUMBER
D1ZJ 5A216-AA	D1ZZ 5A212-A
D1ZJ 5A216-BA	D1ZZ 5A212-B
D3OJ 5A216-AA	D3OZ 5A212-A
D3OJ 5A216-BA	D3OZ 5A212-B
C6OA 5230-AM	★C6OZ 5A212-A
C6OA 5230-AR	C6OZ 5A212-C
C6OA 5230-BD	★C6OZ 5A212-A
C6OA 5230-BE	C6OZ 5A212-B
C6OA 5230-BR	C6OZ 5A212-C
C6OA 5230-BS	C6OZ 5A212-C
C6OA 5230-CB	★C6OZ 5A212-A
C6OA 5230-CC	C6OZ 5A212-B
C6OA 5230-CD	C6OZ 5A212-C
C6OA 5230-CE	C6OZ 5A212-C
D1DJ 5245-AA	D1DZ 5A212-A
D1DJ 5245-BA	D1DZ 5A212-C
C4ZA 5A289-B	★C5ZZ 5A213-B
C5ZA 5A289-A	★C5ZZ 5A213-B

SIZE CHART

Also refer to Cross Reference Chart above. For model application, refer to Section 52, page 1.

PART NUMBER	LENGTH (INCHES)	DIAM. (INCHES)
C4OZ 5A212-B	85 1/4	1 3/4
C4OZ 5A212-C	78 1/2	2
C4OZ 5A212-D	80 3/8	2
C4SZ 5A212-A	49 7/8	2
C5DZ 5A212-C	91 7/8	2
C5DZ 5A212-D	90	2
C5DZ 5A212-E	90	2
C5OZ 5A212-A	81 1/4	1 3/4
★C5ZZ 5A212-A R/B C5ZZ 5A212-G	70 5/8	2
‡★C5ZZ 5A212-B R/B C5ZZ 5A212-E	36 3/4	2
★C5ZZ 5A212-E	67 3/4	2
C5ZZ 5A212-G	70 5/8	2
★C6DZ 5A212-A R/B C6DZ 6A212-E	76 3/4	2
★C6DZ 5A212-B R/B C6DZ 5A212-E	76 3/4	2

PART NUMBER	LENGTH (INCHES)	DIAM. (INCHES)
★C6DZ 5A212-C R/B C6DZ 5A212-F	72 1/4	2
★C6DZ 5A212-D R/B C6DZ 5A212-H		
C6DZ 5A212-E	76 3/4	2
C6DZ 5A212-F	72 1/4	2
★‡ C6OZ 5A212-A R/B C6DZ 5A212-E	76 3/4	2
C6DZ 5A212-H	72 1/4	2
‡C6OZ 5A212-A	76 3/4	2 1/2
‡ C6OZ 5A212-B	76 3/4	2 1/2
‡C6OZ 5A212-C	75 3/4	2 1/2
C6OZ 5A212-E	78 1/4	2
C6OZ 5A212-G	76 7/8	2
★‡C6ZZ5A212-A R/B C5ZZ 5A212-G	70 5/8	2
D0DZ 5A212-A	36 5/8	2
D0DZ 5A212-B	36 5/8	1 3/4 & 2

PART NUMBER	LENGTH (INCHES)	DIAM. (INCHES)
D0OZ 5A212-A	36 5/8	2
D0OZ 5A212-B	40 1/8	2 & 2 1/4
D0OZ 5A212-C	40 1/8	2 1/4
D0OZ 5A212-D	37 3/8	2 & 2 1/4
D0OZ 5A212-E	37 3/8	2 1/4
D0OZ 5A212-F	35 5/8	2 1/2& 2 1/4
D0OZ 5A212-G	43	2 1/2& 2 1/4
D0OZ 5A212-H	34 3/4	2 1/2& 2 1/4
D0ZZ 5A212-C	35 1/8	2 1/2& 2 1/4
D0ZZ 5A212-D	34 7/8	2
D0ZZ 5A212-E	34 7/8	2 1/4
D0ZZ 5A212-F	70 1/8	2
D0ZZ 5A212-G	112 3/8	2

PART NUMBER	LENGTH (INCHES)	DIAM. (INCHES)
D0ZZ 5A212-H	35 3/8	2 1/4
D1DZ 5A212-A	50 3/4	1 3/4
D1DZ 5A212-C	61 1/4	1 3/4
D1ZZ 5A212-A	35 3/8	2
D1ZZ 5A212-B	35 3/8	2 1/4
D3FZ 5A212-A	64 5/8	1 3/4& 1 5/8
D3FZ 5A212-B	64 5/8	1 3/4& 1 5/8
D3FZ 5A212-C	70 3/4	1 3/4& 1 5/8
D3FZ 5A212-D	65 1/4	1 3/4& 1 5/8
D3OZ 5A212-A	35 1/2	2 1/2& 2 1/4
D3OZ 5A212-B	37 7/8	2
★C5ZZ 5A213-A R/B ★C5ZZ 5A213-B	36 3/4	2
★C5ZZ 5A213-B	67 3/4	2

‡ Includes resonator

HALPERT_AUCTIONS

5A216 PIPE - MUFFLER INLET EXTENSION -Refer to Group 5A212-3 Cross Reference Chart

5A217 RESONATOR - INLET PIPE FRONT -Refer to Group 5A289 Cross Reference Chart

5218 PIPE - MUFFLER INLET -Refer to Group 5246 Cross Reference Chart

5218 PIPE - RESONATOR INLET -Refer to Group 5A289 Cross Reference Chart

5C219 PIPE - MUFFLER OUTLET -Refer to Group 5255 Cross Reference Chart

5225 MUFFLER -Refer to Group 5230 Cross Reference Chart

5C227 PIPE - MUFFLER OUTLET -Refer to Group 5255 Cross Reference Chart

5230 MUFFLER

CROSS REFERENCE CHART

Refer to Page 12 (1965/66) and Page 13 (1967/71) for Simplification Charts.

For model application, refer to Section 52, page 1.

Refer to Muffler Size Chart (on page 6)
Also refer to Group 5A212-3
Use the Chart below to translate the number stamped on the Muffler to a Service Part Number

STAMPED NUMBER	PART NUMBER
C6OA 5212-K	C6OZ 5230-S
C6OA 5212-M	C6OZ 5230-J
D2OJ 5212-DA	C6OZ 5230-J
D3AJ 5212-AA	C6OZ 5230-S
D2TA 5225-YA	C6TZ 5230-G
D2TA 5225-ABA	C7TZ 5230-L
D2TA 5225-AJA	C6TZ 5230-G
C4GA 5230-K	C0DZ 5230-A
C4OA 5230-N	C2OZ 5230-J
C4OA 5230-R	C2OZ 5230-J
C4RA 5230-A	C5ZZ 5230-U
C4SA 5230-D	C4SZ 5230-A
C4ZA 5230-N	★C5ZZ 5230-C
C5AA 5230-K	C7AZ 5230-AH
C5AA 5230-L	C7AZ 5230-AH
C5AA 5230-AG	C7AZ 5230-AH
C5AA 5230-AJ	★C5AZ 5230-M
C5DA 5230-C	C5DZ 5230-E
C5DA 5230-D	C5DZ 5230-E
C5DA 5230-E	C5DZ 5230-E
C5GA 5230-A	C5DZ 5230-E
C5OA 5230-A	C2OZ 5230-J
C5OA 5230-B	C2OZ 5230-J
C5OA 5230-E	C5OZ 5230-D
C5RA 5230-C1	C2OZ 5230-J
C5RA 5230-C2	C2OZ 5230-J
C5RA 5230-C3	C2OZ 5230-J
C5ZA 5230-B	C5ZZ 5230-V
C5ZA 5230-E	C5ZZ 5230-V
C6AA 5230-J	C7AZ 5230-AH
C6AA 5230-K	C7AZ 5230-AH
C6AA 5230-L	C7AZ 5230-AH
C6AA 5230-N	C7AZ 5230-AH
C6AA 5230-S	C7AZ 5230-AH
C6AA 5230-U	C6AZ 5230-J
C6AA 5230-Y	C7AZ 5230-AH
C6AA 5230-AD	C7AZ 5230-AH
C6AA 5230-AH	C7AZ 5230-AJ
C6AA 5230-AK	C7AZ 5230-AJ

STAMPED NUMBER	PART NUMBER
C6AA 5230-AM	C7AZ 5230-AJ
C6AA 5230-AR	C7AZ 5230-AJ
C6AA 5230-AT	C7AZ 5230-AH
C6AA 5230-AY	C7AZ 5230-AH
C6AA 5230-BA	C7AZ 5230-AJ
C6AA 5230-BC	C7AZ 5230-AJ
C6AA 5230-BE	C7AZ 5230-AJ
C6AA 5230-BG	C6AZ 5230-AM
C6AA 5230-BH	C6AZ 5230-AM
C6AA 5230-BJ	C7AZ 5230-AH
C6AA 5230-BL	C7AZ 5230-AJ
C6AA 5230-BN	C7AZ 5230-AH
C6AA 5230-BR	C7AZ 5230-AH
C6AA 5230-BS	C7AZ 5230-AH
C6DA 5230-D	C5DZ 5230-E
C6DA 5230-F	C5DZ 5230-E
C6DA 5230-J	C5DZ 5230-E
C6DA 5230-K	C5DZ 5230-E
C6DA 5230-M	C5DZ 5230-E
C6DA 5230-N	C5DZ 5230-E
C6DA 5230-S	C5DZ 5230-E
C6DA 5230-T	C5DZ 5230-E
C6DA 5230-V	C5DZ 5230-E
C6OA 5230-L	C5DZ 5230-E
C6OA 5230-AF	C6OZ 5230-AB
C6OA 5230-AH	C6OZ 5230-AB
C6OA 5230-AT	C6OZ 5230-AB
C6OA 5230-AV	C6OZ 5230-AB
C6OA 5230-BB	C5DZ 5230-E
C6OA 5230-BH	C5DZ 5230-E
C6OA 5230-BK	C6OZ 5230-AB
C6OA 5230-BM	C6OZ 5230-AB
C6OA 5230-BU	C6OZ 5230-AB
C6OA 5230-BV	C6OZ 5230-U
C6OA 5230-BZ	C5DZ 5230-E
C6OA 5230-CF	C6OZ 5230-AC
C6OA 5230-CG	C6OZ 5230-AB
C6RA 5230-C	C2OZ 5230-J
C6RA 5230-D	C0DZ 5230-A
C6TA 5230-A	C7TZ 5230-L
C6TA 5230-AG	C7TZ 5230-C
C6TA 5230-AJ	C7TZ 5230-C
C6TA 5230-AK	C7TZ 5230-L

STAMPED NUMBER	PART NUMBER
C6TA 5230-AY	C6TZ 5230-G
C6TA 5230-AZ	C6TZ 5230-H
C6TA 5230-BA	C6TZ 5230-G
C6TA 5230-BE	C7TZ 5230-C
C6ZA 5230-A	C5ZZ 5230-V
C6ZA 5230-B	C5ZZ 5230-V
C7AA 5230-L	C7AZ 5230-AJ
C7AA 5230-N	C7AZ 5230-AA
C7AA 5230-T	C7AZ 5230-AH
C7AA 5230-U	C7AZ 5230-AH
C7AA 5230-Z	C7AZ 5230-AA
C7AA 5230-AB	C7AZ 5230-AJ
C7AA 5230-AV	C7AZ 5230-AA
C7AA 5230-AY	C7AZ 5230-AA
C7AA 5230-AZ	C7AZ 5230-AH
C7AA 5230-BA	C7AZ 5230-AH
C7AA 5230-BB	C7AZ 5230-AH
C7AA 5230-BC	C7AZ 5230-AA
C7AA 5230-BD	C7AZ 5230-AH
C7AA 5230-BE	C7AZ 5230-AA
C7AA 5230-BH	C7AZ 5230-AH
C7AA 5230-BJ	C7AZ 5230-AH
C7AA 5230-BK	C7AZ 5230-AH
C7AA 5230-BL	C7AZ 5230-AH
C7AA 5230-BT	C7AZ 5230-S
C7AA 5230-BU	C7AZ 5230-S
C7AA 5230-BV	C7AZ 5230-AH
C7AA 5230-BZ	C7AZ 5230-AH
C7AA 5230-CB	C7AZ 5230-AH
C7AA 5230-CC	C7AZ 5230-AH
C7AA 5230-CD	C7AZ 5230-AA
C7AA 5230-CE	C7AZ 5230-AA
C7AA 5230-CF	C7AZ 5230-AA
C7AA 5230-CG	C7AZ 5230-AA
C7AA 5230-CM	C7AZ 5230-AJ
C7AA 5230-CN	C7AZ 5230-AJ
C7AA 5230-CR	C7AZ 5230-AJ
C7AA 5230-CS	C7AZ 5230-AJ
C7AA 5230-CT	C7AZ 5230-AJ
C7AA 5230-CU	C7AZ 5230-AJ
C7AA 5230-CV	C7AZ 5230-AJ

COPYRIGHT © 1975 — FORD MOTOR COMPANY — DEARBORN, MICHIGAN
FINAL ISSUE

HALPERT_AUCTIONS

5230 MUFFLER - continued

CROSS REFERENCE CHART - continued

STAMPED NUMBER	PART NUMBER
C7AA 5230-CY	C7AZ 5230-AJ
C7AA 5230-CZ	C7AZ 5230-AH
C7AA 5230-DA	C7AZ 5230-AH
C7AA 5230-DB	C7AZ 5230-AH
C7AA 5230-DC	C7AZ 5230-AH
C7AA 5230-DH	C7AZ 5230-AJ
C7AA 5230-DJ	C7AZ 5230-AJ
C7AA 5230-DK	C7AZ 5230-AJ
C7AA 5230-DL	C7AZ 5230-AJ
C7AA 5230-DR	D0AZ 5230-S
C7AA 5230-DS	D0AZ 5230-S
C7AA 5230-DT	C7AZ 5230-AH
C7AA 5230-DV	C7AZ 5230-AA
C7AA 5230-DZ	D0AZ 5230-S
C7AA 5230-EA	D0AZ 5230-S
C7AA 5230-EC	D0AZ 5230-S
C7AA 5230-ED	D0AZ 5230-S
C7AA 5230-EF	D0AZ 5230-S
C7AA 5230-EG	D0AZ 5230-S
C7DA 5230-E	D0DZ 5230-C
C7DA 5230-J	D0DZ 5230-C
C7DA 5230-L	D0DZ 5230-C
C7DA 5230-M	D0DZ 5230-C
C7OA 5230-A	♦ C7OZ 5230-A
C7OA 5230-B	♦ C7OZ 5230-B
C7OA 5230-C	♦ C7OZ 5230-C
C7OA 5230-E	C7OZ 5230-E
C7OA 5230-F	C7OZ 5230-E
C7OA 5230-G	★C7OZ 5230-H
C7OA 5230-H	♦C7OZ 5230-G
C7OA 5230-J	♦C7OZ 5230-K
C7OA 5230-L	D0ZZ 5230-R
ED-C7OA 5230-L	D0ZZ 5230-R
C7OA 5230-M	♦C7OZ 5230-G
C7RA 5230-A	C5ZZ 5230-V
C7RA 5230-B	C6OZ 5230-AB
C7RA 5230-C	C7AZ 5230-AH
C7RA 5230-D	C7AZ 5230-AH
C7RA 5230-D1	C7AZ 5230-AH
C7RA 5230-D2	C7AZ 5230-AH
C7RA 5230-E	C7AZ 5230-AJ
C7RA 5230-E1	C7AZ 5230-AJ
C7RA 5230-E2	C7AZ 5230-AJ
C7SA 5230-B	C7SZ 5230-B
C7ZA 5230-AJ	D0ZZ 5230-M
C7ZA 5230-AK	D0ZZ 5230-M
C7ZA 5230-AN	D0ZZ 5230-M
C8AA 5230-AC	D0AZ 5230-S
C8AA 5230-AD	C7AZ 5230-AJ
C8AA 5230-AJ	D0AZ 5230-S
C8AA 5230-AL	C7AZ 5230-AH
C8AA 5230-AR	D0AZ 5230-S
C8AA 5230-AS	D0AZ 5230-S
C8AA 5230-AV	C7AZ 5230-AH
ED-C8AA 5230-AY	C7AZ 5230-AJ
C8AA 5230-AZ	D0AZ 5230-S
C8DA 5230-B	D0DZ 5230-C
C8OA 5230-T1	D0ZZ 5230-N
C8OA 5230-T2	D0ZZ 5230-N
C8OA 5230-U1	D0ZZ 5230-N
C8OA 5230-U2	D0ZZ 5230-N

STAMPED NUMBER	PART NUMBER
C8OA 5230-V1	D0ZZ 5230-R
C8OA 5230-V2	D0ZZ 5230-R
C8OA 5230-Y1	D0ZZ 5230-N
C8OA 5230-Y2	D0ZZ 5230-N
C8OA 5230-Z1	D0ZZ 5230-N
C8OA 5230-Z2	D0ZZ 5230-N
C8OA 5230-AA	D0ZZ 5230-R
C8OA 5230-AB	D0ZZ 5230-R
C8OA 5230-AC	D0ZZ 5230-R
C8OA 5230-AD	D0ZZ 5230-R
C8OA 5230-AE	D0ZZ 5230-R
C8OA 5230-AE1	D0ZZ 5230-R
C8OA 5230-AE2	D0ZZ 5230-R
C8OA 5230-AF	D0ZZ 5230-R
C8OA 5230-AJ	D0ZZ 5230-R
C8OA 5230-AK	D0ZZ 5230-R
C8SA 5230-E	C8SZ 5230-J
C8SA 5230-G	C8SZ 5230-J
C8TA 5230-DH	C6TZ 5230-G
C8TA 5230-DJ	C7TZ 5230-L
C8ZA 5230-A	D0ZZ 5230-N
C8ZA 5230-C	C9ZZ 5230-E
C8ZA 5230-D	D0ZZ 5230-R
ED-C8ZA 5230-E	C9ZZ 5230-C
C9AA 5230-AT	D0AZ 5230-T
C9AA 5230-AZ	D0AZ 5230-U
C9AA 5230-BA	D0AZ 5230-U
C9AA 5230-BB	D0AZ 5230-U
C9AA 5230-BD1	C9AZ 5230-Y
C9AA 5230-BD2	C9AZ 5230-Y
C9AA 5230-BJ	D0AZ 5230-T
C9AA 5230-BN1	C9AZ 5230-C
C9AA 5230-BN2	C9AZ 5230-C
C9AA 5230-BR	D0AZ 5230-U
C9AA 5230-BV1	D0AZ 5230-U
C9AA 5230-BV2	D0AZ 5230-U
C9AA 5230-CL	D0AZ 5230-U
C9AA 5230-CM	D0AZ 5230-U
C9AA 5230-DE	D0AZ 5230-U
C9AA 5230-DG	C9AZ 5230-Y
C9AA 5230-DJ	D0AZ 5230-U
C9AA 5230-DK	D0AZ 5230-U
C9DA 5230-A	D0DZ 5230-C
C9OA 5230-H	D0ZZ 5230-R
C9OA 5230-J	D0ZZ 5230-R
C9OA 5230-K	D0ZZ 5230-R
C9OA 5230-L	D0ZZ 5230-R
C9OA 5230-M	D0ZZ 5230-R
C9OA 5230-N	D0ZZ 5230-N
C9OA 5230-R	D0ZZ 5230-N
C9OA 5230-S	D0ZZ 5230-R
C9OA 5230-T	D0ZZ 5230-R
C9OA 5230-U	D0ZZ 5230-R
C9OA 5230-V	D0ZZ 5230-R
C9OA 5230-Y	D0ZZ 5230-R
C9OA 5230-Z	D0ZZ 5230-N
C9OA 5230-AA	D0ZZ 5230-N
C9OA 5230-AB1	C8OZ 5230-F
C9OA 5230-AB2	C8OZ 5230-F
C9OA 5230-AC1	C8OZ 5230-E
C9OA 5230-AC2	C8OZ 5230-E

STAMPED NUMBER	PART NUMBER
C9TA 5230-V	C7TZ 5230-L
C9TA 5230-Z	C6TZ 5230-G
C9ZA 5230-C	C9ZZ 5230-C
C9ZA 5230-E	D0ZZ 5230-N
C9ZA 5230-G	C9ZZ 5230-E
C9ZA 5230-J	D0ZZ 5230-R
C9ZA 5230-K	D0ZZ 5230-R
C9ZA 5230-L	C9ZZ 5230-C
C9ZA 5230-M	D0ZZ 5230-R
D0AA 5230-AH	D0AZ 5230-T
D0AA 5230-AN	D0ZZ 5230-R
D0AA 5230-BY	D0AZ 5230-V
D0AA 5230-BZ	D0AZ 5230-V
D0AA 5230-CA	D0AZ 5230-U
D0AA 5230-CB	D0AZ 5230-R
D0AA 5230-CC1	D0AZ 5230-U
D0AA 5230-CC2	D0AZ 5230-U
D0AA 5230-CF	D0AZ 5230-D
D0AA 5230-CG	D0AZ 5230-V
D0AA 5230-CH	D0AZ 5230-U
D0AA 5230-CL1	D0AZ 5230-U
D0AA 5230-CL2	D0AZ 5230-U
D0AA 5230-DU	D0AZ 5230-T
ED-D0AA 5230-DY1	D0AZ 5230-V
ED-D0AA 5230-DY2	D0AZ 5230-V
ED-D0AA 5230-EA	D0AZ 5230-V
D0AA 5230-EC1	D0AZ 5230-U
D0AA 5230-EC2	D0AZ 5230-U
D0AA 5230-ED1	D0AZ 5230-U
D0AA 5230-ED2	D0AZ 5230-U
D0AA 5230-EE1	D0AZ 5230-U
D0AA 5230-EE2	D0AZ 5230-U
D0AJ 5230-A	D0AZ 5230-S
D0AJ 5230-B	D0AZ 5230-T
D0AJ 5230-C	D0AZ 5230-U
D0AJ 5230-D	D0AZ 5230-V
D0DA 5230-D	D1DZ 5230-L
D0DJ 5230-A	D0DZ 5230-C
D0OA 5230-J1	D0ZZ 5230-N
D0OA 5230-J2	D0ZZ 5230-N
D0OA 5230-K1	D0ZZ 5230-N
D0OA 5230-K2	D0ZZ 5230-N
D0OA 5230-M1	D0ZZ 5230-N
D0OA 5230-M2	D0ZZ 5230-N
D0OA 5230-N1	D0ZZ 5230-N
D0OA 5230-N2	D0ZZ 5230-N
D0OA 5230-S	D0ZZ 5230-R
D0OA 5230-V1	D0ZZ 5230-R
D0OA 5230-V2	D0ZZ 5230-R
D0OA 5230-Z	D0ZZ 5230-R
D0OA 5230-Z1	D0ZZ 5230-R
D0OA 5230-Z2	D0ZZ 5230-R
D0OA 5230-AA	D0ZZ 5230-R
D0OA 5230-AB	D0ZZ 5230-R
D0OA 5230-AC	D0ZZ 5230-R
D0OA 5230-AD	D0ZZ 5230-R
D0OA 5230-AE	D0ZZ 5230-R
D0OA 5230-AF	D0ZZ 5230-R
D0OA 5230-AG1	D0ZZ 5230-N
D0OA 5230-AG2	D0ZZ 5230-N
D0OA 5230-AH1	D0ZZ 5230-N

♦ Parts no longer Serviced. For correct Muffler Replacement Refer to Exhaust System Simplification Section 52, Page 13

HALPERT_AUCTIONS

CROSS REFERENCE CHART -continued

STAMPED NUMBER	PART NUMBER
D0OA 5230-AH2	D0ZZ 5230-N
D0OA 5230-AJ1	D0ZZ 5230-N
D0OA 5230-AJ2	D0ZZ 5230-N
D0OA 5230-AK1	D0ZZ 5230-N
D0OA 5230-AK2	D0ZZ 5230-N
D0OA 5230-AL1	D0ZZ 5230-R
D0OA 5230-AL2	D0ZZ 5230-R
D0OA 5230-AM	D0ZZ 5230-R
D0SA 5230-E	D0SZ 5230-A
D0ZA 5230-A	D0ZZ 5230-R
D0ZA 5230-B	D0ZZ 5230-B
D0ZA 5230-C	D0ZZ 5230-C
D0ZA 5230-D	D0ZZ 5230-F
D0ZA 5230-E	D0ZZ 5230-H
D0ZA 5230-F	D0ZZ 5230-N
D0ZA 5230-G	D0ZZ 5230-R
D0ZA 5230-H	D0ZZ 5230-R
D0ZA 5230-K	D0ZZ 5230-N
D0ZA 5230-L	D0ZZ 5230-R
D0ZA 5230-M	D0ZZ 5230-R
D0ZJ 5230-A	D0ZZ 5230-M
D0ZJ 5230-B	D0ZZ 5230-R
D0ZJ 5230-C	D0ZZ 5230-N
D1AA 5230-R	D0AZ 5230-V
D1AA 5230-S1A	D0AZ 5230-U
D1AA 5230-S2A	D0AZ 5230-U
D1AA 5230-T1A	D0AZ 5230-U
D1AA 5230-T2A	D0AZ 5230-U
D1AA 5230-UA	D0AZ 5230-R
D1AJ 5230-CA	D0AZ 5230-U
D1AJ 5230-DA	D0AZ 5230-V
D1DA 5230-C1A	★D1DZ 5230-C
D1DA 5230-C1B	D1DZ 5230-L
D1DA 5230-C2A	★D1DZ 5230-C
D1DA 5230-C2B	D1DZ 5230-L
D1DA 5230-D1A	D1DZ 5230-L
D1DA 5230-D1B	D1DZ 5230-L
D1DA 5230-D2A	D1DZ 5230-D
D1DA 5230-D2B	D1DZ 5230-L
D1DJ 5230-AA	D0DZ 5230-C
D1DJ 5230-BA	D1DZ 5230-L
D1DJ 5230-CA	D1DZ 5230-L
D1OA 5230-AB	D1OZ 5230-C
D1OA 5230-BB	D0ZZ 5230-R
D1OA 5230-CA	D0ZZ 5230-R
D1OA 5230-DA	D0ZZ 5230-R
D1OA 5230-EA	D0ZZ 5230-R
D1OA 5230-FA	D0ZZ 5230-R
D1UA 5230-LA	C6TZ 5230-G
D1ZA 5230-AA	D0ZZ 5230-R
D1ZA 5230-BA	D1ZZ 5230-C
D1ZA 5230-BB	D1ZZ 5230-C
D1ZA 5230-CA	D0ZZ 5230-R
D1ZA 5230-DA	D0ZZ 5230-N
D1ZA 5230-EB	D1ZZ 5230-F
D1ZA 5230-EC	D1ZZ 5230-F
D1ZA 5230-FD	D1ZZ 5230-G
D1ZA 5230-FE	D1ZZ 5230-G
D1ZA 5230-GC	D1ZZ 5230-D
D1ZA 5230-GD	D1ZZ 5230-D
D1ZJ 5230-BA	D0ZZ 5230-R
D1ZJ 5230-CA	D0ZZ 5230-N
D12A 5230-BG	D3FZ 5230-A
D12A 5230-DC	D3FZ 5230-A

STAMPED NUMBER	PART NUMBER
D2AJ 5230-AA	C8SZ 5230-J
D2OA 5230-JC	D2OZ 5230-AC
D2OA 5230-JD	D2OZ 5230-AC
D2OA 5230-SB	D2OZ 5230-AA
D2OA 5230-SC	D2OZ 5230-AA
D2OA 5230-TB	D2OZ 5230-AH
D2OA 5230-ZA	D2OZ 5230-AE
D2OJ 5230-AA	D2OZ 5230-AC
D2OJ 5230-BA	D2OZ 5230-AA
D2ZJ 5230-AA	C9ZZ 5230-E
D22A 5230-BD	D3FZ 5230-A
D22A 5230-BF	D3FZ 5230-A
D22A 5230-BG	D3FZ 5230-A
D22A 5230-CB	D3FZ 5230-A
D22A 5230-CC	D3FZ 5230-A
D22A 5230-CD	D3FZ 5230-A
D22A 5230-EA	D2FZ 5230-C
D22A 5230-EB	D2FZ 5230-C
D3AJ 5230-AA	C9ZZ 5230-C
D32J 5230-AA	D3FZ 5230-A
C4SA 5232-C	C4SZ 5230-B
C5AA 5232-H	C7AZ 5230-AH
C5AA 5232-J	C7AZ 5230-AH
C5AA 5232-L	★C5AZ 5230-N
C5OA 5232-B	C5OZ 5230-C
C6AA 5232-N	C6AZ 5230-AR
C6AA 5232-R	★C6AZ 5230-AS
C6AA 5232-S	C7AZ 5230-AH
C6AA 5232-U	C7AZ 5230-AH
C6AA 5232-Y	C7AZ 5230-AH
C6AA 5232-Z	C7AZ 5230-AH
C6OA 5232-D	C6OZ 5230-V
C7AA 5232-AA	C7AZ 5230-Z
C7AA 5232-AG	C7AZ 5230-AH
C7AA 5232-AL	C7AZ 5230-C
C7OA 5232-A	C7OZ 5230-F
C7OA 5232-C	★C7OZ 5230-J
C7SA 5232-B	C7SZ 5230-A
C8AA 5232-T	C8AZ 5230-A
ED-C8AA 5232-U	C8AZ 5230-N
C8OA 5232-E	C8OZ 5230-T
C8OA 5232-F	C8OZ 5230-U
C8OA 5232-K	C8OZ 5230-T
C8OA 5232-L	C8OZ 5230-U
C8SA 5232-E	C8SZ 5230-K
C8SA 5232-G	C8SZ 5230-K
C9AA 5232-L	D0AZ 5230-U
C9AA 5232-U	C9AZ 5230-R
C9OA 5232-D	D0ZZ 5230-R
C9OA 5232-E	D0ZZ 5230-R
C9OA 5232-F	D0ZZ 5230-R
C9OA 5232-G	D0ZZ 5230-R
C9OA 5232-H	D0ZZ 5230-R
D0AA 5232-F	D0AZ 5230-N
D0AA 5232-L	D0ZZ 5230-R
D0AA 5232-M	D0AZ 5230-N
D0OA 5232-M	D0ZZ 5230-R
D0OA 5232-N	D0ZZ 5230-R

STAMPED NUMBER	PART NUMBER
D0OA 5232-R	D0ZZ 5230-R
D0OA 5232-S1	D0ZZ 5230-R
D0OA 5232-S2	D0ZZ 5230-R
D0OA 5232-T	D0ZZ 5230-R
D0OA 5232-U	D0ZZ 5230-R
D0OA 5232-V1	D0ZZ 5230-R
D0OA 5232-V2	D0ZZ 5230-R
D0OA 5232-Y	D0ZZ 5230-R
D0OA 5232-Z	D0ZZ 5230-R
D0SA 5232-E	D0SZ 5230-B
D0ZA 5232-A	D0ZZ 5230-D
D0ZA 5232-B	D0ZZ 5230-E
D0ZA 5232-C	D0ZZ 5230-G
D0ZA 5232-D	D0ZZ 5230-J
D1AA 5232-BA	D0AZ 5230-N
D1OA 5232-AA	D0ZZ 5230-R
D1OA 5232-BA	D0ZZ 5230-R
D1OA 5232-CA	D0ZZ 5230-R
D1OA 5232-DA	D0ZZ 5230-R
D1ZA 5232-AA	D1ZZ 5230-H
D1ZA 5232-AB	D1ZZ 5230-H
D1ZA 5232-BB	D1ZZ 5230-J
D1ZA 5232-BC	D1ZZ 5230-J
D1ZA 5232-CD	D1ZZ 5230-L
D1ZA 5232-CE	D1ZZ 5230-L
D1ZA 5232-DB	D1ZZ 5230-K
D1ZA 5232-DC	D1ZZ 5230-K
D1ZA 5232-DD	D1ZZ 5230-K
D2AJ 5232-AA	C8SZ 5230-K
D2LA 5232-AA	D2SZ 5230-E
D2LA 5232-AB	D2SZ 5230-E
D2LA 5232-AC	D2SZ 5230-E
D2OA 5232-GB	D2OZ 5230-AG
D2OA 5232-JA	D2OZ 5230-AD
D2SA 5232-AA	D2SZ 5230-D
D2SA 5232-BB	D2SZ 5230-E
D2SA 5232-BC	D2SZ 5230-E
C7RA 5D256-A	C5ZZ 5230-V
C7RA 5D256-B	C6OZ 5230-AB
C7RA 5D256-C	C5DZ 5230-E
C7RA 5D256-D	C7AZ 5230-AH
C7RA 5D256-E	C7AZ 5230-AJ
D0ZJ 5D256-A	D0ZZ 5230-M
C4OA 5C257-B	C4OZ 5230-F
C6ZA 5C257-B	C6ZZ 5230-E
C6ZA 5C257-C	C6ZZ 5230-H
D1DA 5C257-AB	D1DZ 5230-L
D1DA 5C257-BB	D1DZ 5230-L
D1DA 5C257-A1B	D1DZ 5230-L
D1DA 5C257-A2B	D1DZ 5230-L
D1DA 5C257-B1B	D1DZ 5230-L
D1DA 5C257-B2B	D1DZ 5230-L
D2AJ 5C257-AA	C6ZZ 5230-E
D2ZJ 5C257-AA	C6ZZ 5230-E
C4OA 5C258-B	C4OZ 5230-G
C6ZA 5C258-B	C6ZZ 5230-F
C6ZA 5C258-C	C6ZZ 5230-G
D2ZJ 5C258-AA	C6ZZ 5230-F
D3AJ 5C258-AA	C6ZZ 5230-G

COPYRIGHT © 1975 — FORD MOTOR COMPANY — DEARBORN, MICHIGAN

FINAL ISSUE

5230 MUFFLER - continued

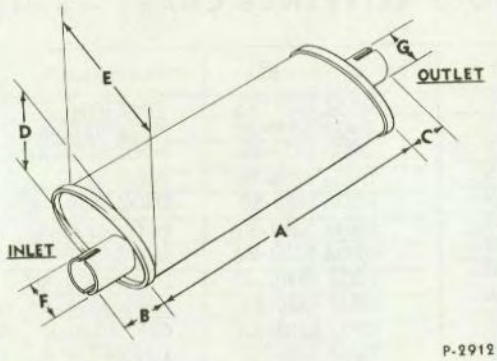

SIZE CHART

MUFFLER REPLACEMENTS FOR 1965/66 SIMPLIFICATION PROGRAM ARE SHOWN ON PAGE 12.

MUFFLER REPLACEMENTS FOR 1967/71 SIMPLIFICATION PROGRAM ARE SHOWN ON PAGES 13 thru 17.

Also refer to Muffler Cross Reference Chart on page 3

For model application, refer to Section 52, page 1.

PART NUMBER	A (INCHES)	B (INCHES)	C (INCHES)	D (INCHES)	E (INCHES)	F (INCHES)	G (INCHES)
C0DZ 5230-A	22 1/8	2 1/8	2 1/8		5	1 3/4	1 1/2
C2OZ 5230-J	22	2		6	6	1 3/4	1 1/2
★C4GY 5230-C	22 1/8	2	2 1/8	6	6	1 3/4	1 1/2
★C4GY 5230-E							
★C4OZ 5230-B							
★C4OZ 5230-C							
C4OZ 5230-F	110 7/8					2	2
C4OZ 5230-G	110 7/8					2	2
C4SZ 5230-A	20			6	6	2	1 3/4
C4SZ 5230-B	20			6	6	2	1 3/4
★C5AZ 5230-A	21 3/4	2	2	4	10 1/2	2	2
★C5AZ 5230-E	21 3/4	2	2	4	10 1/2	2	2
★C5AZ 5230-F	21 3/4	2	2	4	10 1/2	2	2
★C5AZ 5230-G	25 3/4	2	4 1/4	4	10 1/2	2	2
★C5AZ 5230-H	25 3/4	2	4 3/8	4	10 1/2	2	2
★C5AZ 5230-L	25 3/4	2	4 3/8	4	10 1/2	2	2
★C5AZ 5230-M	83 1/2					2	2 1/4
★C5AZ 5230-N	83 5/8					2	2 1/4
★C5AZ 5230-R	21 3/4	1 7/8	1 7/8	4	10 1/2	2	2
★C5AZ 5230-S	21 3/4	1 7/8	1 7/8	4	10 1/2	2 1/4	2
★C5DZ 5230-A	25	2	26 1/8	6	6	2	2
★C5DZ 5230-B	22	2	26 3/8	6	6	1 3/4	1 3/4
C5DZ 5230-E	22	2	2		6	2	2
★C5OZ 5230-A	22					1 3/4	1 1/2
★C5OZ 5230-B	27					2	2
C5OZ 5230-C	24	29 1/4	31 1/8	3 1/4	7 3/4	2	2
C5OZ 5230-D	24	29 1/4	31 1/8	3 1/4	7 3/4	2	2
★C5ZZ 5230-C	15	2	2	3 1/4	7 3/4	2	2
★C5ZZ 5230-D	29	2	21	3 1/4	7 3/4	2	2
★C5ZZ 5230-T	25	2	21	3 1/4	7 3/4	1 3/4	1 3/4
C5ZZ 5230-U	17	3 3/8	2 3/4	4	4	1 7/8	1 3/4
C5ZZ 5230-V	25			3 1/4	7 3/4	2	2

HALPERT_AUCTIONS

5230 MUFFLER - continued

SIZE CHART - continued

PART NUMBER	A (INCHES)	B (INCHES)	C (INCHES)	D (INCHES)	E (INCHES)	F (INCHES)	G (INCHES)
★C6AZ 5230-C	21 3/4	2	2	4	10 1/2	2	2
★C6AZ 5230-J	25 3/4	2	4	4	10 1/2	2 1/4	2 1/4
★C6AZ 5230-M	21 3/4	2	2	4	10 1/2	2	2
★C6AZ 5230-N	21 3/4	2	2	4	10 1/2	2	2
★C6AZ 5230-R	25 3/4	2	3 3/4	4	10 1/2	1 7/8	2
★C6AZ 5230-S	25 3/4	2	4	4	10 1/2	2	2
★C6AZ 5230-U	25 3/4	2	4	4	10 1/2	2	2 1/4
★C6AZ 5230-V	25 3/4	2	4	4	10 1/2	2	2 1/4
★C6AZ 5230-Y	25 3/4	2	4	4	10 1/2	2	2
★C6AZ 5230-AA	25 3/4	2	4	4	10 1/2	2	2
★C6AZ 5230-AB							
★C6AZ 5230-AC	25 3/4	2	4	4	10 1/2	2	2
★C6AZ 5230-AD	25 3/4	2	4	4	10 1/2	2	2
★C6AZ 5230-AF	25 3/4	2	4	4	10 1/2	2 1/4	2 1/4
★C6AZ 5230-AH	25 3/4	2	4	4	10 1/2	2 1/4	2 1/4
★C6AZ 5230-AK	25 3/4	2	4	4	10 1/2	2 1/4	2 1/4
C6AZ 5230-AM	23	2	6	3 1/2	3 1/2	2	2
C6AZ 5230-AN	23	2	6	3 1/2	3 1/2	2	2
C6AZ 5230-AR	23	2	6 5/8	3 1/2	3 1/2	2	2
★C6AZ 5230-AS	23	2	6 5/8	3 1/2	3 1/2	2	2
★C6DZ 5230-A	22	2	25 1/2	6	6	1 3/4	1 3/4
★C6DZ 5230-C							
★C6DZ 5230-E	22	2	40 1/4	6	6	1 3/4	1 3/4
★C6DZ 5230-F	22	2	40 1/4	6	6	1 3/4	1 3/4
★C6DZ 5230-G	25	2	25 1/2	6	6	2	2
★C6OZ 5230-E	25	2	26	6	6	1 3/4	1 3/4
★C6OZ 5230-G	25	2	26	6	6	2	2
★C6OZ 5230-H	21	34 7/8	21	4	9 3/4	2	2 1/4
C6OZ 5230-J	24	2	23 7/8	6	6	2 1/4	2
★C6OZ 5230-N	22	2	31 7/8	6	6	1 3/4	1 3/4
C6OZ 5230-S	24	2	32 1/8	6	6	2 1/4	2
★C6OZ 5230-T	24	2	32 1/8	6	6	2 1/4	2
C6OZ 5230-U	23	34 5/8	2	4	9 3/4	2	2
C6OZ 5230-V	23	34 5/8	2	4	9 3/4	2	2
★C6OZ 5230-AA	26	2	32	6	6	2	2
C6OZ 5230-AB	26 7/8	1 7/8	7/8			1 3/4	1 3/4
C6OZ 5230-AC	21	34 1/2	22 3/8	4	9 3/4	2	2 1/4
C6TZ 5230-G	27	2 1/2	3 5/8	6	6	2	2
C6TZ 5230-H	27	2 1/2	3 5/8	6	6	2	2
★C6UZ 5230-A	22	2 3/8	3 5/8	6	6	2	1 3/4
★C6UZ 5230-B	22	2 3/8	3 5/8	6	6	2 1/8	1 3/4
★C6ZZ 5230-A	29	2	21	3 1/4	7 3/4	2	2
Δ★C6ZZ 5230-C	15	37	37		7 3/4	2	1 3/4
Δ★C6ZZ 5230-D	15	37	37		7 3/4	2	1 3/4
C6ZZ 5230-E	89 Overall length A-B-C					2	1 3/4
C6ZZ 5230-F	89 Overall length A-B-C					2	1 3/4
C6ZZ 5230-G	89 Overall length A-B-C					2	1 3/4
C6ZZ 5230-H	89 Overall length A-B-C					2	1 3/4

Δ Includes resonator

COPYRIGHT © 1975 — FORD MOTOR COMPANY — DEARBORN, MICHIGAN

5230 MUFFLER - continued

SIZE CHART - continued

PART NUMBER	A (INCHES)	B (INCHES)	C (INCHES)	D (INCHES)	E (INCHES)	F (INCHES)	G (INCHES)
★C7AZ 5230-A	25 3/4	2	6 3/8	4	10 1/2	2	2
★C7AZ 5230-C	25 3/4	2	6 3/8	4	10 1/2	2	2 1/4
★C7AZ 5230-E	25 3/4	2	3 3/4	4	10 1/2	2	2
★C7AZ 5230-G	25 3/4	2	3 3/4	4	10 1/2	2 1/2	2 1/4
★C7AZ 5230-L	25 3/4	2	3 3/4	4	10 1/2	2 1/4	2 1/4
★C7AZ 5230-N	25 3/4	2	3 3/4	4	10 1/2	2 1/4	2 1/4
C7AZ 5230-S	23	2	9 1/8	3 1/2	3 1/2	2	2
★C7AZ 5230-T	25 3/4	2	6 3/8	4	10 1/2	2	2
★C7AZ 5230-Z	23	2	9 1/8	3 1/2	3 1/2	2	2
C7AZ 5230-AA	25 3/4	2	6 3/8	4	10 1/2	2	2 1/4
★C7AZ 5230-AB	21 3/4	2	2	4	10 1/2	2	2
★C7AZ 5230-AC	25 3/4	2	4 1/4	4	10 1/2	2 1/2	2 1/4
★C7AZ 5230-AD	25 3/4	2	4 3/4	4	10 1/2	2 1/2	2 1/4
★C7AZ 5230-AE	25 3/4	2	3 3/4	4	10 1/2	2 1/2	2 1/4
★C7AZ 5230-AF	25 3/4	2	3 3/4	4	10 1/2	2 1/2	2 1/4
C7AZ 5230-AH	21 7/8	1 7/8	1 3/4	4	10 1/2	2	2
C7AZ 5230-AJ	21 7/8	1 7/8	1 3/4	4	10 1/2	2 1/4	2
★C7DZ 5230-A	21 3/4	34 1/4	35 1/2	4	10 1/2	1 3/4	1 7/8
★C7DZ 5230-B	21 3/4	34 1/4	35 1/2	4	10 1/2	1 3/4	1 7/8
★C7DZ 5230-C	21 3/4	34 1/4	35 1/2	4	10 1/2	2	1 7/8
★C7DZ 5230-E	21 3/4	34 1/4	35 3/8	4	10 1/2	2	1 7/8
★C7OZ 5230-A	21 3/4	34 1/4	2	4	10 1/2	1 3/4	1 7/8
★C7OZ 5230-B	21 3/4	34 1/4	2	4	10 1/2	1 3/4	1 7/8
★C7OZ 5230-C	21 3/4	34 1/4	2	4	10 1/2	2	1 7/8
C7OZ 5230-E	21 3/4	34 1/4	2	4	10 1/2	2	2 1/4
C7OZ 5230-F	21 3/4	34 1/4	2	4	10 1/2	2	2 1/4
★C7OZ 5230-G	21 3/4	33 1/8	2	4	10 1/2	2 1/2	2 1/4
★C7OZ 5230-H	21 3/4	34 1/4	2	4	10 1/2	2 1/4	2 1/4
★C7OZ 5230-J	21 3/4	34 1/4	2	4	10 1/2	2 1/4	2 1/4
★C7OZ 5230-K	21 3/4	34 1/4	2	4	10 1/2	2	1 7/8
★C7OZ 5230-M	25 3/4	37	30 1/2	4	10 1/2	2 1/2	2 1/4
C7SZ 5230-A	20	8 3/8	4 1/8	6	6	2	2
C7SZ 5230-B	20	9 1/4	4 1/2	6	6	2	2
★C7TZ 5230-B	22	2 1/2	3 5/8	6	6	2	1 3/4
C7TZ 5230-C	22	2 1/2	3 5/8	6	6	2	1 3/4
C7TZ 5230-L	22	2 3/8	3 5/8	6	6	2	1 3/4
★C7ZZ 5230-A	25	2	20 7/8	3 1/4	7 3/4	2	2
★C7ZZ 5230-C	25	2	20 7/8	3 1/4	7 3/4	1 3/4	1 3/4
★C7ZZ 5230-F	25	2	20 7/8	3 3/4	7 3/4	2	2
★C7ZZ 5230-H	22 1/2	2	2	3 1/4	7 3/4	2	2
★C8AZ 5230-A	25 3/4	2	4	4	10 1/2	2	2 1/4
★C8AZ 5230-B	25 3/4	2	3 3/4	4	10 1/2	2	2 1/4
★C8AZ 5230-C	25 3/4	2	3 3/4	4	10 1/2	2	2 1/4
★C8AZ 5230-D	25 3/4	2	3 3/4	4	10 1/2	2 1/4	2 1/4
★C8AZ 5230-E	25 3/4	2	3 3/4	4	10 1/2	2 1/4	2 1/4
★C8AZ 5230-F	25 3/4	2	3 3/4	4	10 1/2	2 1/2	2 1/4
★C8AZ 5230-G	25 3/4	2	3 3/4	4	10 1/2	2 1/2	2
★C8AZ 5230-H	25 3/4	2	3 3/4	4	10 1/2	2 1/2	2
★C8AZ 5230-J	25 3/4	2	3 3/4	4	10 1/2	2 1/2	2 1/4
★C8AZ 5230-K	21 3/4	2	2	4	10 1/2	2	2
★C8AZ 5230-L	25 3/4	2	3 7/8	4	10 1/2	2 1/4	2 1/4
★C8AZ 5230-M	25 3/4	2	3 7/8	4	10 1/2	2 1/4	2 1/4
★C8AZ 5230-N							
★C8DZ 5230-A	21 3/4	34 1/4	35 1/2	4	10 1/2	2	1 7/8
★C8DZ 5230-B	21 3/4	34 1/4	35 1/2	4	10 1/2	2	2

HALPERT_AUCTIONS

5230 MUFFLER - continued

SIZE CHART - continued

PART NUMBER	A (INCHES)	B (INCHES)	C (INCHES)	D (INCHES)	E (INCHES)	F (INCHES)	G (INCHES)
★C8OZ 5230-A	25 3/4	34	34 3/4	4	10 1/2	2	2 1/4
★C8OZ 5230-B	25 3/4	34	34 3/4	4	10 1/2	2	2 1/4
★C8OZ 5230-C	25 3/4	34	34 3/4	4	10 1/2	2 1/4	2 1/4
★C8OZ 5230-D	25 3/4	34	34 3/4	4	10 1/2	2 1/4	2 1/4
★C8OZ 5230-E	21 3/4	34 1/8	28 7/8	4	10 1/2	2	2
★C8OZ 5230-F	21 3/4	35 1/4	37 1/2	4	10 1/2	2	2
★C8OZ 5230-G	21 3/4	33	31 1/8	4	10 1/2	2 1/2	2 1/4
★C8OZ 5230-H	21 3/4	34 1/8	37 1/2	4	10 1/2	2 1/2	2 1/4
★C8OZ 5230-J	25 3/4	36 7/8	34 3/4	4	10 1/2	2 1/2	2 1/4
★C8OZ 5230-K	21 3/4	34 1/8	31 1/8	4	10 1/2	2	1 7/8
★C8OZ 5230-L	21 3/4	35 1/4	37 1/2	4	10 1/2	2	1 7/8
★C8OZ 5230-M	25 3/4	37 3/8	34 1/2	4	10 1/2	2 1/2	2 1/4
★C8OZ 5230-N	21 3/4	34	37 1/2	4	10 1/2	2 1/2	2 1/4
★C8OZ 5230-R	25 3/4	34	34 3/4	4	10 1/2	2	2 1/4
★C8OZ 5230-S	25 3/4	34	34 3/4	4	10 1/2	2 1/4	2 1/4
★C8OZ 5230-T	25 3/4	34	34 3/4	4	10 1/2	2	2 1/4
★C8OZ 5230-U	25 3/4	34	34 3/4	4	10 1/2	2 1/4	2 1/4
★C8SZ 5230-A	20	2	21 1/4	4	10 1/2	2 1/4	2 1/4
★C8SZ 5230-B	20	2	20 1/2	4	10 1/2	2 1/4	2 1/4
★C8SZ 5230-C	20	9 7/8	3 1/8	6	6	2	2
★C8SZ 5230-D	20	10 1/8	3 1/8	6	6	2	2
★C8SZ 5230-E	20	2	21	4	10 1/2	2 1/4	2
★C8SZ 5230-F	20	2	20 1/2	4	10 1/2	2 1/4	2
★C8SZ 5230-G	20	2	21 1/4	4	10 1/2	2 1/4	2
★C8SZ 5230-H	20	2	20 1/2	4	10 1/2	2 1/4	2
C8SZ 5230-J	20	2	21 1/4	4	10 1/2	2 1/2	2
C8SZ 5230-K	20	2	20 1/2	4	10 1/2	2 1/2	2
★C8ZZ 5230-A	19	35 1/2	36	10 1/2		2	2
★C8ZZ 5230-B	19	35 1/2	36	4	10 1/2	2 1/4	2
†★C8ZZ 5230-C	22 1/2	2 1/4	2 1/4	3 1/4	7 3/4	2 1/8	2 1/8
★C9AZ 5230-A	21 1/2	2	6 1/8	11	4 1/2	2	2
★C9AZ 5230-B	24 1/2	2	3 1/8	4 1/2	11	2 1/2	2
C9AZ 5230-C	24 1/2	2	3 1/8	4 1/2	11	2 1/2	2 1/4
★C9AZ 5230-E	24 1/2	2	3 1/8	4 1/2	11	2 1/2	2
★C9AZ 5230-J	24 1/2	2	3 1/8	4 1/2	11	2 1/2	2 1/4
★C9AZ 5230-K	24 1/2	2	3 1/8	4 1/2	11	2 1/2	2 1/4
★C9AZ 5230-L	24 1/2	2	3 1/8	4 1/2	11	2 1/2	2
★C9AZ 5230-M	21 1/2	2	6 1/8	11	4 1/2	2	2
★C9AZ 5230-N	24 1/2	2	3 1/8	4 1/2	11	2 1/2	2
C9AZ 5230-R	24 1/2	2	3 1/8	4 1/2	11	2 1/2	2 1/4
★C9AZ 5230-T	24 1/2	2	3 1/8	4 1/2	11	2 1/2	2 1/4
★C9AZ 5230-U	24 1/2	2	3 1/8	4 1/2	11	2 1/2	2 1/4
★C9AZ 5230-V	24 1/2	2	3 1/8	4 1/2	11	2 1/2	2
C9AZ 5230-Y	24 1/2	2	3 1/8	4	11	2 1/2	2 1/4
★C9AZ 5230-Z	24 1/2	2	3 1/8	4 1/2	11	2 1/2	2 1/4
★C9AZ 5230-AA	24 1/2	2	3 1/8	4 1/2	11	2 1/2	2
★C9OZ 5230-A	21 3/4	35 1/8	27 3/4	4	10 1/2	2 1/4	2 1/4
★C9OZ 5230-B	21 3/4	34	28 7/8	4	10 1/2	2 1/4	2 1/4
★C9OZ 5230-C	21 3/4	38 1/8	37 1/2	4	10 1/2	2 1/4	2
★C9OZ 5230-D	21 3/4	38 1/8	37 1/2	4	10 1/2	2 1/4	2
★C9OZ 5230-E	21 3/4	32 7/8	37 1/2	4	10 1/2	2 1/2	2 1/4
★C9OZ 5230-F	21 3/4	31 1/2	29	4	10 1/2	2 1/2	2 1/4
★C9OZ 5230-G	21 1/2	35 3/8	37 1/2	4	10 1/2	2	2
★C9OZ 5230-H	21 3/4	34 1/8	28 7/8	4	10 1/2	2	2
★C9OZ 5230-J	21 3/4	35 1/4	47 5/8	4	10 1/2	2 1/4	2 1/4

† Dual inlet & outlet

COPYRIGHT © 1975 — FORD MOTOR COMPANY — DEARBORN, MICHIGAN

5230 MUFFLER - continued

SIZE CHART - continued

PART NUMBER	A (INCHES)	B (INCHES)	C (INCHES)	D (INCHES)	E (INCHES)	F (INCHES)	G (INCHES)
★C9OZ 5230-K	21 3/4	35 1/4	47 5/8	4	10 1/2	2 1/4	2 1/4
★C9OZ 5230-L	21 3/4	33	28 7/8	4	10 1/2	2 1/2	2 1/4
★C9OZ 5230-M	21 3/4	35 1/4	37 1/2	4	10 1/2	2	2 1/4
★C9OZ 5230-N	21 3/4	35 1/4	37 1/2	4	10 1/2	2	2 1/4
★C9OZ 5230-R	21 3/4	33 1/4	37 1/2	4	10 1/2	2	2
★C9OZ 5230-S	21 3/4	32 1/8	28 7/8	4	10 1/2	2	2
★C9OZ 5230-T	21 3/4	35 1/2	22	4	10 1/2	2 1/4	2 1/4
★C9OZ 5230-U	21 3/4	34	29	4	10 1/2	2 1/4	2 1/4
★C9OZ 5230-V	21 3/4	30 1/2	30 1/8	4	10 1/2	2 1/2	2 1/4
★C9OZ 5230-Y	21 3/4	33 1/2	38 1/2	4	10 1/2	2 1/2	2 1/4
C9OZ 5230-Z	23	34 5/8	2	4	9 3/4	2	2
★C9ZZ 5230-A	19	36	35 7/8	4	10 1/2	2 1/2	2 1/4
C9ZZ 5230-C	22 1/2	2 1/4	2 1/4	3 1/4	7 1/2	2 1/8	2 1/8
★C9ZZ 5230-D	19	35 1/2	36	4	10 1/2	2	2
C9ZZ 5230-E	22 1/2	2	2	3 1/4	7 3/4	2	2
★C9ZZ 5230-F	19	36 1/4	34 3/4	4	10 1/2	2	2
★D0AZ 5230-A	24 1/2	2	3 1/8	4 1/2	11	2 1/4	2
★D0AZ 5230-B	24 1/2	2	3 1/8	4 1/2	11	2 1/4	2
★D0AZ 5230-C	24 1/2	2	3 1/8	4 1/2	11	2 1/4	2
D0AZ 5230-D	24 1/2	2	3 1/8	4 1/2	11	2 1/4	2
★D0AZ 5230-F	21 1/2	2	6 1/8	4 1/2	11	2	2
★D0AZ 5230-K	24 1/2	2	3 1/8	4 1/2	11	2 1/2	2 1/4
★D0AZ 5230-L	24 1/2	2	3 1/8	4 1/2	11	2 1/2	2 1/4
D0AZ 5230-N	24 1/2	2	3 1/8	4 1/2	11	2 1/2	2 1/4
D0AZ 5230-R	24 1/2	2	3 1/8	4 1/2	11	2 1/2	2 1/4
D0AZ 5230-S	21 3/4	1 3/4	1 3/4	4 1/2	10 1/2	2 1/2	2
D0AZ 5230-T	22 1/2	1 3/4	1 3/4	4 1/2	11	2	2
D0AZ 5230-U	22 1/2	1 3/4	1 3/4	4 1/2	11	2 1/2	2
D0AZ 5230-V	22 1/2	1 5/8	1 5/8	4 5/8	11	2 1/4	2
★D0DZ 5230-A	19	69	2 3/4	6	6	1 3/4	1 1/2
D0DZ 5230-C	19	1 3/4	1 3/4	4	10 1/2	2	1 7/8
★D0OZ 5230-A	21 3/4	32 3/8	28 1/2	4	10 1/2	2	2
★D0OZ 5230-B	21 3/4	32 3/8	28 1/2	4	10 1/2	2	2
★D0OZ 5230-C	21 1/2	34 5/8	28 1/2	4	10 1/2	2 1/4	2
★D0OZ 5230-D	21 3/4	35 1/4	37 1/8	4	10 1/2	2 1/4	2
★D0OZ 5230-E	21 1/2	34 5/8	28 1/2	4	10 1/2	2 1/4	2
★D0OZ 5230-F	21 3/4	34 3/8	28 1/2	4	10 1/2	2 1/4	2 1/4
★D0OZ 5230-H	21 3/4	35 1/4	37 1/8	4	10 1/2	2 1/4	2
★D0OZ 5230-J	21 3/4	35 1/4	37 1/4	4	10 1/2	2 1/4	2 1/4
★D0OZ 5230-K	21 3/4	35 1/4	49 1/2	4	10 1/2	2 1/4	2 1/4
★D0OZ 5230-L	21 3/4	34 3/8	28 1/2	4	10 1/2	2 1/4	2 1/4
★D0OZ 5230-N	21 3/4	35 1/4	49 1/2	4	10 1/2	2 1/4	2 1/4
★D0OZ 5230-R	21 3/4	34 3/8	28 1/2	4	10 1/2	2 1/4	2 1/4
★D0OZ 5230-S	21 1/2	27 1/4	37 1/8	4	10 1/2	2	2
★D0OZ 5230-T	21 1/2	27 1/4	37 1/8	4	10 1/2	2	2
★D0OZ 5230-U	21 3/4	35 1/4	49 1/2	4	10 1/2	2 1/4	2 1/4
★D0OZ 5230-V	21 3/4	35 1/4	49 1/2	4	10 1/2	2 1/4	2 1/4
★D0OZ 5230-Y	21 3/4	34 3/8	28 1/2	4	10 1/2	2 1/4	2 1/4
★D0OZ 5230-Z	21 3/4	34 3/8	28 1/2	4	10 1/2	2 1/4	2 1/4
★D0OZ 5230-AA	21 3/4	35 1/4	49 1/2	4	10 1/2	2 1/4	2 1/4
★D0OZ 5230-AB	21 3/4	35 1/4	49 1/2	4	10 1/2	2 1/4	2 1/4
★D0OZ 5230-AC	21 3/4	35 3/8	28 1/2	4	10 1/2	2 1/4	2 1/4
★D0OZ 5230-AD	21 3/4	35 3/8	28 1/2	4	10 1/2	2 1/4	2 1/4
D0SZ 5230-A	20	2	21 1/4	4	10 1/2	2 1/4	1 3/4
D0SZ 5230-B	20	2	20 3/4	4	10 1/2	2 1/4	1 3/4

HALPERT_AUCTIONS

5230 MUFFLER - continued

SIZE CHART - continued

PART NUMBER		A (INCHES)	B (INCHES)	C (INCHES)	D (INCHES)	E (INCHES)	F (INCHES)	G (INCHES)
★D0ZZ	5230-A	19	36 1/4	36	4	10 1/2	2 1/4	2 1/4
D0ZZ	5230-B	19	36	38	4	10 1/2	2 1/8	2 1/4
D0ZZ	5230-C	19	36	34 7/8	4	10 1/2	2 1/8	2 1/4
D0ZZ	5230-D	19	36	38	4	10 1/2	2 1/8	2 1/4
D0ZZ	5230-E	19	36 1/4	38	4	10 1/2	2 1/4	2 1/4
D0ZZ	5230-F	19	36 1/4	38	4	10 1/2	2 1/4	2 1/4
D0ZZ	5230-G	19	36 1/4	19 1/8	4	10 1/2	2 1/4	2 1/4
D0ZZ	5230-H	19	36 1/4	34 7/8	4	10 1/2	2 1/4	2 1/8
D0ZZ	5230-J	19	36	19 1/2	4	10 1/2	2 1/8	2 1/8
★D0ZZ	5230-K	19	34 1/2	36	4	10 1/2	2 1/4	2
★D0ZZ	5230-L	19	34 1/2	36	4	10 1/2	2	2
D0ZZ	5230-M							
D0ZZ	5230-N	19	1 3/4	1 3/4	4	10 1/2	2	1 7/8
D0ZZ	5230-R	19	1 3/4	1 3/4	4	10 1/2	2 1/4	1 7/8
★D1AZ	5230-A	24 1/2	2	3 1/8	4 1/2	11	2 1/4	2
★D1AZ	5230-B	24 1/2	2	8 1/8	4 1/2	11	2 1/2	2
★D1DZ	5230-C	19	75 7/8	2 3/4	6	6	1 3/4	1 1/2
★D1DZ	5230-D	19	69	2 3/4	6	6	1 3/4	1 1/2
★D1DZ	5230-E	19	73 1/2	2	6	6	2	2
★D1DZ	5230-F	19	66 5/8	2	6	6	2	2
★D1DZ	5230-J	19	78	2 3/4	6	6	1 3/4	1 1/2
★D1DZ	5230-K	19	64 3/4	2 3/4	6	6	1 3/4	1 1/2
D1DZ	5230-L	19	1 1/2	2 3/4	6	6	1 3/4	1 3/4
★D1FZ	5230-G	14	61 3/4	9 7/8	4	10 1/2	1 3/4	1 7/8
★D1FZ	5230-H	15	61	9 7/8	4 1/2	11	1 3/4	1 7/8
★D1OZ	5230-A	21 3/4	33 1/2	84 5/8	4	10 1/2	2 1/4	2
★D1OZ	5230-B	21 3/4	33 1/2	84 5/8	4	10 1/2	2 1/4	2
★D1OZ	5230-C	21 3/4	33 1/2	94	4	10 1/2	2 1/4	2
★D1OZ	5230-D	21 3/4	33 1/2	94	4	10 1/2	2 1/4	2
★D1OZ	5230-E	21 3/4	33 1/2	94	4	10 1/2	2 1/4	2
★D1OZ	5230-F	21 3/4	33 1/2	94	4	10 1/2	2 1/4	2
★D1OZ	5230-G	21 3/4	33 1/2	84 5/8	4	10 1/2	2 1/4	2
★D1OZ	5230-H	21 3/4	33 1/2	84 5/8	4	10 1/2	2 1/4	2
★D1ZZ	5230-A	19	36 1/8	93 1/4	4	10 1/2	2 1/4	2 1/4
★D1ZZ	5230-B	19	36 1/8	38	4	10 1/2	2 1/4	2
D1ZZ	5230-C	19	36 1/8	38	4	10 1/2	2 1/4	2 1/4
D1ZZ	5230-D	19	36 1/8	38	4	10 1/2	2 1/4	2 1/4
★D1ZZ	5230-E	19	36 1/4	38	4	10 1/2	2	2
D1ZZ	5230-F	19	36 1/8	33 3/4	4	10 1/2	2 1/4	2 1/8
D1ZZ	5230-G	19	36 1/8	33 3/4	4	10 1/2	2 1/4	2 1/8
D1ZZ	5230-H	19	36 1/8	38	4	10 1/2	2 1/4	2 1/4
D1ZZ	5230-J	19	36 1/8	33 3/4	4	10 1/2	2 1/4	2 1/8
D1ZZ	5230-K	19	36 1/8	38	4	10 1/2	2 1/4	2 1/4
D1ZZ	5230-L	19	36 1/8	33 3/4	4	10 1/2	2 1/4	2 1/8
★D2FZ	5230-A	17	67 3/4	5 1/8	4 1/2	11	1 3/4	1 7/8
★D2FZ	5230-B	15	62	10	4 1/2	11	1 3/4	1 7/8
D2FZ	5230-C	14	64 3/8	10 1/8	4	10 1/2	1 3/4	1 7/8
★D2FZ	5230-D	15	64 3/8	10 7/8	4 1/2	11	1 3/4	1 7/8
★D2LY	5230-A	21 3/4	2	52 7/8	4	10 1/2	2 1/2	2 1/4
★D2OZ	5230-J	24	2	29 3/8	4	10 1/2	2	2
★D2OZ	5230-R	24	2	18 1/4	4	10 1/2	2 1/4	2 1/4
D2OZ	5230-AA	21 3/4	1 5/8	1 5/8	4	10 1/2	2 1/4	2
D2OZ	5230-AC	21 3/4	1 5/8	1 5/8	4	10 1/2	2	2
D2OZ	5230-AD	26 1/2	2	46 3/4	4	10 1/2	2 1/4	2 1/4
D2OZ	5230-AE	26 1/2	2	46 3/4	4	10 1/2	2 1/4	2 1/4
D2OZ	5230-AG	24	2	49 1/8	4	10 1/2	2 1/4	2 1/4
D2OZ	5230-AH	24	2	49 1/8	4	10 1/2	2 1/4	2 1/4
D2SZ	5230-D	48 7/8	2	22 1/4	4	10 1/2	2 1/4	2 1/4
D2SZ	5230-E	48 7/8	2	22 1/4	4	10 1/2	2 1/4	2 1/4
★D2TZ	5230-K	27	2 1/2	3 1/2	6		2	2
D3FZ	5230-A	14	1 3/4	2	4 1/2	11	1 5/8	1 3/4

COPYRIGHT © 1975 — FORD MOTOR COMPANY — DEARBORN, MICHIGAN

HALPERT_AUCTIONS

5230 MUFFLER - continued

1965/66 EXHAUST SYSTEM SIMPLIFICATION REPLACEMENT CHARTS

MUFFLER REPLACEMENTS

FOR MODEL APPLICATION, REFER TO SECTION 52, PAGE 1.

REPLACED PART NUMBER	REPLACED BY		REMARKS
	MUFFLER	OUTLET PIPE	
C4GY 5230-C	C0DZ 5230-A		
C4GY 5230-E	C5DZ 5230-E		
C4OZ 5230-B, C	C2OZ 5230-J		
C5AZ 5230-E, F	C5AZ 5230-R		
C5AZ 5230-G	C5AZ 5230-R	C5AZ 5255-T	1965 A (352, 390, 427 eng.)-R. H. Dual-exc. S/W
	C5AZ 5230-R	C5AZ 5255-F, N, U	1965 A (352, 390 eng.)-R. H. Dual-S/W
C5AZ 5230-H	C5AZ 5230-R	C5AZ 5255-S	1965 A (352, 290, 427 eng.)-L. H. Dual-exc. S/W
	C5AZ 5230-R	C5AZ 5255-M, N, R	1965 A (352, 390 eng.)-L. H. Dual-S/W
C5AZ 5230-L	C5AZ 5230-R	C5AZ 5255-M, N, R	
C5DZ 5230-A, B	C5DZ 5230-E	C5DZ 5255-C	
C5OZ 5230-A, B	C2OZ 5230-J		
C5ZZ 5230-D, T	C5ZZ 5230-V	C5ZZ 5255-G	
C6AZ 5230-J	C5AZ 5230-S	C5AZ 5255-T	
C6AZ 5230-M, N	C5AZ 5230-R		
C6AZ 5230-R	C5AZ 5230-R	C6AZ 5255-U	
C6AZ 5230-S	C5AZ 5230-R	C5AZ 5255-T	
C6AZ 5230-U, V, Y, AA	C5AZ 5230-R	C5AZ 5255-S	
C6AZ 5230-AC, AD	C5AZ 5230-R	C5AZ 5255-T	
C6AZ 5230-AF, AH, AK	C5AZ 5230-S	C6AZ 5255-U	
C6DZ 5230-A	C5DZ 5230-E	C6DZ 5255-B	
C6DZ 5230-C, E, F	C5DZ 5230-E	C6DZ 5255-A	
C6DZ 5230-G	C5DZ 5230-E	C6DZ 5255-B	
C6OZ 5230-E, G, H	C6OZ 5230-AB	C6OZ 5255-C	
C6OZ 5230-N, AA	C5DZ 5230-E	C6OZ 5255-D	
C6ZZ 5230-A, B	C5ZZ 5230-V	C5ZZ 5255-G	

OUTLET PIPE REPLACEMENTS

FOR MODEL APPLICATION, REFER TO SECTION 52, PAGE 1.

REPLACED PART NUMBER	REPLACED BY		REMARKS
	OUTLET PIPE	MUFFLER	
C5AZ 5255-C	C5AZ 5255-S		
C5AZ 5255-D	C5AZ 5255-T		
C5AZ 5255-E	C5AZ 5255-M, N, U		
C5AZ 5255-H	C5AZ 5255-T	C5AZ 5230-R	
C5AZ 5255-J	C5AZ 5255-S	C5AZ 5230-R	
C5AZ 5255-K	C5AZ 5255-M, N, R	C5AZ 5230-R	
C5AZ 5255-L	C5AZ 5255-F, N, U	C5AZ 5230-R	
C6AZ 5255-A	C6AZ 5255-U	C5AZ 5230-R	
C6AZ 5255-C	C5AZ 5255-T	C5AZ 5230-R	1966 A (427 eng.)-R. H. Dual
	C5AZ 5255-T	C5AZ 5230-S	1966 A (390 eng.)-Single Exhaust
	C5AZ 5255-T	C5AZ 5230-R	1966 A (428 eng.)-R. H. Dual-Police
C6AZ 5255-E, G	C5AZ 5255-S	C5AZ 5230-R	
C6AZ 5255-J, K	C5AZ 5255-T	C5AZ 5230-R	
C6AZ 5255-L	C6AZ 5255-U	C5AZ 5230-S	
C6AZ 5255-N, R	C5AZ 5255-T		
C6AZ 5255-S, T	C5AZ 5255-N C6AZ 5255-U		

HALPERT_AUCTIONS

1967/71 EXHAUST SYSTEM SIMPLIFICATION REPLACEMENT CHART

Exhaust systems for 1967/71 cars have been simplified. For those applications where mating parts are affected, the affected parts are shown in the "MUST BE USED WITH" column. For example: Muffler C7AZ 5230-A is replaced by simplified muffler C7AZ 5230-AH. Since the new muffler is shorter than the original, a longer outlet pipe (D0AZ 5255-T) MUST BE USED.

For model application, refer to Section 52, page 1.

REPLACED PART	REPLACED BY			MUST BE USED WITH	REMARKS
	INTERMEDIATE PIPE	MUFFLER	OUTLET PIPE		
C7AZ 5230-A		C7AZ 5230-AH		D0AZ 5255-T	
C7AZ 5230-E		C7AZ 5230-AH		D0AZ 5255-N	
C7AZ 5230-L		C7AZ 5230-AJ		D0AZ 5255-N	
C7AZ 5230-T		C7AZ 5230-AH		D0AZ 5255-M	
C7AZ 5230-AB		C7AZ 5230-AH			
C7AZ 5230-AC		D0AZ 5230-S		D0AZ 5255-M	
C7AZ 5230-AD		D0AZ 5230-S		D0AZ 5255-N	
C7AZ 5230-AE		D0AZ 5230-S		D0AZ 5255-M	
C7AZ 5230-AF		D0AZ 5230-S		D0AZ 5255-N	
C7DZ 5230-A	D0DZ 5A212-B	D0DZ 5230-C	D0DZ 5255-B		
C7DZ 5230-C	D0DZ 5A212-A	D0DZ 5230-C	D0DZ 5255-B		
C7DZ 5230-E	D0DZ 5A212-A	D0DZ 5230-C	D0DZ 5255-B		
C7OZ 5230-A	D0DZ 5A212-B	D0ZZ 5230-N		D0OZ 5255-E	1967 F/lane(exc.66,71)
	D0DZ 5A212-B	D0ZZ 5230-N		D0DZ 5255-A	1967 F/lane (66,71)
	D0DZ 5A212-B	D0DZ 5230-C		D0DZ 5255-A	Falcon
C7OZ 5230-B	D0DZ 5A212-B	D0ZZ 5230-N		D0OZ 5255-E	1967 F/lane(exc.66,71)
	D0DZ 5A212-B	D0ZZ 5230-N		D0DZ 5255-A	1967 F/lane (71)
	D0DZ 5A212-B	D0DZ 5230-C		D0DZ 5255-A	Falcon
C7OZ 5230-C	D0DZ 5A212-A	D0DZ 5230-C		D0DZ 5255-A	Falcon
	D0DZ 5A212-A	D0ZZ 5230-N		D0OZ 5255-E	1967 F/lane(exc.66,71)
	D0DZ 5A212-A	D0ZZ 5230-N		D0DZ 5255-A	1967 F/lane(66,71)
C7OZ 5230-G	D0OZ 5A212-F	D0ZZ 5230-R		D0OZ 5255-E	1967 F/lane(exc.66,71)
	D0OZ 5A212-F	D0ZZ 5230-R		D0DZ 5255-A	1967 F/lane(66,71)
C7OZ 5230-K	D0DZ 5A212-A	D0DZ 5230-C		D0DZ 5255-A	Falcon
	D0DZ 5A212-A	D0ZZ 5230-N		D0OZ 5255-E	1967 F/lane(exc.66,71)
	D0DZ 5A212-A	D0ZZ 5230-N		D0DZ 5255-A	1967 F/lane(71)
C7OZ 5230-M	D0OZ 5A212-G	D0ZZ 5230-R	D0OZ 5255-E		
C7ZZ 5230-A		D0ZZ 5230-M	D0ZZ 5255-F		
C7ZZ 5230-C		D0ZZ 5230-M	D0ZZ 5255-F		
C7ZZ 5230-F		D0ZZ 5230-M	D0ZZ 5255-F		
C7ZZ 5230-H		C9ZZ 5230-E			
C8AZ 5230-A		C7AZ 5230-AH		D0AZ 5255-R	
C8AZ 5230-B		D0AZ 5230-S		D0AZ 5255-N	
C8AZ 5230-C		C7AZ 5230-AH		D0AZ 5255-S	
C8AZ 5230-E		C7AZ 5230-AJ		D0AZ 5255-N	
C8AZ 5230-F		D0AZ 5230-S		D0AZ 5255-S	
C8AZ 5230-G		D0AZ 5230-S		D0AZ 5255-S	
C8AZ 5230-H		D0AZ 5230-S		D0AZ 5255-N	
C8AZ 5230-J		D0AZ 5230-S		D0AZ 5255-N	
C8AZ 5230-K		C7AZ 5230-AH			
C8AZ 5230-M		C7AZ 5230-AJ		D0AZ 5255-S	
C8AZ 5230-N		C7AZ 5230-AJ		D0AZ 5255-R	

COPYRIGHT © 1975 — FORD MOTOR COMPANY — DEARBORN, MICHIGAN

HALPERT_AUCTIONS

5230 MUFFLER - continued

1967/71 EXHAUST SYSTEM SIMPLIFICATION REPLACEMENT CHART

REPLACED PART	REPLACED BY			MUST BE USED WITH	REMARKS
	INTERMEDIATE PIPE	MUFFLER	OUTLET PIPE		
C8DZ 5230-A	D0DZ 5A212-A	D0DZ 5230-C	D0DZ 5255-B		
C8DZ 5230-B	D0DZ 5A212-A	D0DZ 5230-C	D0DZ 5255-B		
C8OZ 5230-E	D0DZ 5A212-A	D0ZZ 5230-N	D0DZ 5255-A		
C8OZ 5230-F	D3OZ 5A212-B	D0ZZ 5230-N	D0OZ 5255-E		
C8OZ 5230-G	D0OZ 5A212-F	D0ZZ 5230-R	D0DZ 5255-A		
C8OZ 5230-K	D0DZ 5A212-A	D0ZZ 5230-N	D0DZ 5255-A		
C8OZ 5230-L	D3OZ 5A212-B	D0ZZ 5230-N	D0OZ 5255-E		
C8OZ 5230-M	D0OZ 5A212-G	D0ZZ 5230-R	D0OZ 5255-C		
C8OZ 5230-N	D0OZ 5A212-F	D0ZZ 5230-R	D0OZ 5255-E		
C8OZ 5230-R	D0OZ 5A212-B	D0ZZ 5230-R	D0OZ 5255-D		
C8OZ 5230-S	D0OZ 5A212-C	D0ZZ 5230-R	D0OZ 5255-D		
C8OZ 5230-T	D0OZ 5A212-B	D0ZZ 5230-R	D0OZ 5255-C		
C8OZ 5230-U	D0OZ 5A212-C	D0ZZ 5230-R	D0OZ 5255-C		
C8ZZ 5230-A	D0ZZ 5A212-D	D0ZZ 5230-N	D0ZZ 5255-E		
C8ZZ 5230-B	D0ZZ 5A212-E	D0ZZ 5230-R	D0ZZ 5255-E		
C9AZ 5230-A		D0AZ 5230-T		D0AZ 5255-K	
C9AZ 5230-B		D0AZ 5230-U		D0AZ 5255-K	
•C9AZ 5230-C		D0AZ 5230-U		D0AZ 5255-K	Retain for Police car only
C9AZ 5230-E		D0AZ 5230-U		D0AZ 5255-K	
C9AZ 5230-J		D0AZ 5230-U		D0AZ 5255-U	
C9AZ 5230-L		D0AZ 5230-U		D0AZ 5255-U	
C9AZ 5230-M		D0AZ 5230-T		D0AZ 5255-U	
C9AZ 5230-N		D0AZ 5230-U		D0AZ 5255-L	
C9AZ 5230-U		D0AZ 5230-U		D0AZ 5255-U	
C9AZ 5230-V		D0AZ 5230-U		D0AZ 5255-K	1969 Ford (exc.71)
		D0AZ 5230-U		D0AZ 5255-U	1969 Ford (71)
• C9AZ 5230-Y		D0AZ 5230-U		D0AZ 5255-K	Retain for Police car only
C9AZ 5230-Z		D0AZ 5230-U		D0AZ 5255-U	
C9AZ 5230-AA		D0AZ 5230-U		D0AZ 5255-U	
C9OZ 5230-C	D0OZ 5A212-C	D0ZZ 5230-R	D0OZ 5255-F		
C9OZ 5230-D	D0OZ 5A212-C	D0ZZ 5230-R	D0OZ 5255-E		
C9OZ 5230-E	D3OZ 5A212-A	D0ZZ 5230-R	D0OZ 5255-E		
C9OZ 5230-G	D3OZ 5A212-B	D0ZZ 5230-N	D0OZ 5255-E		
C9OZ 5230-H	D0DZ 5A212-A	D0ZZ 5230-N	D0DZ 5255-A		
C9OZ 5230-J	D0OZ 5A212-E	D0ZZ 5230-R	D0OZ 5255-H		
C9OZ 5230-K	D0OZ 5A212-E	D0ZZ 5230-R	D0OZ 5255-G		
C9OZ 5230-M	D0OZ 5A212-D	D0ZZ 5230-R	D0OZ 5255-F		
C9OZ 5230-N	D0OZ 5A212-D	D0ZZ 5230-R	D0OZ 5255-E		
C9OZ 5230-R	D0OZ 5A212-A	D0ZZ 5230-N	D0OZ 5255-E		
C9OZ 5230-S	D0OZ 5A212-A	D0ZZ 5230-N	D0DZ 5255-A		
C9OZ 5230-T	D0OZ 5A212-E	D0ZZ 5230-R	D0OZ 5255-B		
C9OZ 5230-U	D0OZ 5A212-E	D0ZZ 5230-R	D0DZ 5255-A		
C9OZ 5230-V	D0OZ 5A212-H	D0ZZ 5230-R	D0DZ 5255-A		
C9OZ 5230-Y	D0OZ 5A212-F	D0ZZ 5230-R	D0DZ 5255-A		
C9ZZ 5230-A	D0ZZ 5A212-C	D0ZZ 5230-R	D0ZZ 5255-E		
C9ZZ 5230-D	D0ZZ 5A212-D	D0ZZ 5230-N	D0ZZ 5255-E		
C9ZZ 5230-F	D0ZZ 5A212-E	D0ZZ 5230-R	D0ZZ 5255-E		
D0AZ 5230-A		D0AZ 5230-V		D0AZ 5255-K	
D0AZ 5230-B		D0AZ 5230-V		D0AZ 5255-K	
D0AZ 5230-C		D0AZ 5230-V		D0AZ 5255-U	
D0AZ 5230-F		D0AZ 5230-T		D0AZ 5255-K	
D0AZ 5230-H		D0AZ 5230-U		D0AZ 5255-K	Ford (exc.71)
		D0AZ 5230-U		D0AZ 5255-U	Ford (71)
D0AZ 5230-K		D0AZ 5230-U		D0AZ 5255-K	
D0AZ 5230-L		D0AZ 5230-U		D0AZ 5255-V	Ford (71) - 428 & 429
		D0AZ 5230-U		D0AZ 5255-U	Ford (71) - 390 & 400

• CAUTION - this part is not discontinued. Application removed for all except Police cars.

HALPERT_AUCTIONS

5230 MUFFLER - continued

1967/71 EXHAUST SYSTEM SIMPLIFICATION REPLACEMENT CHART

REPLACED PART	REPLACED BY			MUST BE USED WITH	REMARKS
	INTERMEDIATE PIPE	MUFFLER	OUTLET PIPE		
D0DZ 5230-A	D1DZ 5A212-A, D1DZ 5246-E	D1DZ 5230-L			
D0OZ 5230-A	D0OZ 5A212-A	D0ZZ 5230-N	D0DZ 5255-A		
D0OZ 5230-B	D0OZ 5A212-A	D0ZZ 5230-N	D0DZ 5255-A		
D0OZ 5230-C	D0OZ 5A212-E	D0ZZ 5230-R	D0OZ 5255-B		
D0OZ 5230-D	D0OZ 5A212-E	D0ZZ 5230-R	D0OZ 5255-F		
D0OZ 5230-E	D0OZ 5A212-E	D0ZZ 5230-R	D0DZ 5255-A		
D0OZ 5230-F	D0OZ 5A212-E	D0ZZ 5230-R	D0DZ 5255-A		
D0OZ 5230-H	D0OZ 5A212-E	D0ZZ 5230-R	D0OZ 5255-E		
D0OZ 5230-J	D0OZ 5A212-E	D0ZZ 5230-R	D0OZ 5255-E		
D0OZ 5230-S	D0OZ 5A212-A	D0ZZ 5230-N	D0OZ 5255-E		
D0OZ 5230-T	D0OZ 5A212-A	D0ZZ 5230-N	D0OZ 5255-E		
D0OZ 5230-U	D0OZ 5A212-E	D0ZZ 5230-R	D0OZ 5255-G		
D0OZ 5230-V	D0OZ 5A212-E	D0ZZ 5230-R	D0OZ 5255-H		
D0OZ 5230-Y	D0OZ 5A212-E	D0ZZ 5230-R	D0DZ 5255-A		
D0OZ 5230-Z	D0OZ 5A212-E	D0ZZ 5230-R	D0OZ 5255-B		
D0OZ 5230-AA	D0OZ 5A212-E	D0ZZ 5230-R	D0OZ 5255-H		
D0OZ 5230-AB	D0OZ 5A212-E	D0ZZ 5230-R	D0OZ 5255-G		
D0OZ 5230-AC	D0OZ 5A212-E	D0ZZ 5230-R	D0OZ 5255-B		
D0OZ 5230-AD	D0OZ 5A212-E	D0ZZ 5230-R	D0DZ 5255-A		
D0ZZ 5230-A	D0ZZ 5A212-H	D0ZZ 5230-R	D0ZZ 5255-E		
D0ZZ 5230-K	D0ZZ 5A212-E	D0ZZ 5230-R	D0ZZ 5255-E		
D0ZZ 5230-L	D0ZZ 5A212-D	D0ZZ 5230-N	D0ZZ 5255-E		
D1AZ 5230-A		D0AZ 5230-V		D0AZ 5255-K	Ford (exc. 71)
		D0AZ 5230-V		D0AZ 5255-U	Ford (71)
D1AZ 5230-B		D0AZ 5230-U		D0AZ 5255-K	
D1DZ 5230-E	D1DZ 5A289-C, D1DZ 5246-E	D1DZ 5230-L			
D1DZ 5230-F	D1DZ 5A289-D, D1DZ 5246-E	D1DZ 5230-L			
D1DZ 5230-J	D1DZ 5A212-C, D1DZ 5246-E	D1DZ 5230-L			
D1DZ 5230-K	D1DZ 5A212-A, D1DZ 5246-E	D1DZ 5230-L			
D1FZ 5230-G	D3FZ 5A212-B	D3FZ 5230-A	D3FZ 5255-A		
D1FZ 5230-H	D3FZ 5A212-B	D3FZ 5230-A	D3FZ 5255-A		
D1OZ 5230-A	D0OZ 5A212-E	D0ZZ 5230-R	D0OZ 5255-B		
D1OZ 5230-B	D0OZ 5A212-E	D0ZZ 5230-R	D0DZ 5255-A		
D1OZ 5230-C	D0OZ 5A212-E	D0ZZ 5230-R	D0OZ 5255-F		
D1OZ 5230-D	D0OZ 5A212-E	D0ZZ 5230-R	D0OZ 5255-E		
D1OZ 5230-E	D0OZ 5A212-E	D0ZZ 5230-R	D0OZ 5255-F		
D1OZ 5230-F	D0OZ 5A212-E	D0ZZ 5230-R	D0OZ 5255-E		
D1OZ 5230-G	D0OZ 5A212-E	D0ZZ 5230-R	D0DZ 5255-A		
D1OZ 5230-H	D0OZ 5A212-E	D0ZZ 5230-R	D0OZ 5255-B		
D1ZZ 5230-A	D1ZZ 5A212-B	D0ZZ 5230-R	D1ZZ 5255-C		
D1ZZ 5230-B	D1ZZ 5A212-B	D0ZZ 5230-R	D1ZZ 5255-C		
D1ZZ 5230-E	D1ZZ 5A212-A	D0ZZ 5230-N	D1ZZ 5255-C		
C7AZ 5255-A			D0AZ 5255-M		
C7AZ 5255-B			D0AZ 5255-M		
C7AZ 5255-C			D0AZ 5255-N		
C7AZ 5255-D			D0AZ 5255-N		
C7AZ 5255-E			D0AZ 5255-T	C7AZ 5230-AH	
C7AZ 5255-J			D0AZ 5255-N	C7AZ 5230-AH	
C7AZ 5255-L			D0AZ 5255-N	D0AZ 5230-S	1967 Ford (71) 8 cyl. 289-2 1/2" mflr. inlet dia.
			D0AZ 5255-N	D0AZ 5230-S	1967 Ford (71) 8 cyl. 390-2/B
			D0AZ 5255-N	C7AZ 5230-AJ	1967 Ford (71) 8 cyl. 390-4/B, 428

COPYRIGHT © 1975 — FORD MOTOR COMPANY — DEARBORN, MICHIGAN
FINAL ISSUE

HALPERT_AUCTIONS

1967/71 EXHAUST SYSTEM SIMPLIFICATION REPLACEMENT CHART

REPLACED PART	REPLACED BY			MUST BE USED WITH	REMARKS
	INTERMEDIATE PIPE	MUFFLER	OUTLET PIPE		
C7AZ 5255-N			D0AZ 5255-M	D0AZ 5230-S	
C7AZ 5255-S			D0AZ 5255-M	C7AZ 5230-AH	
C7AZ 5255-V			D0AZ 5255-M		
C7AZ 5255-AA			D0AZ 5255-T	C7AZ 5230-AH	
C7AZ 5255-AB			D0AZ 5255-M		
C7OZ 5255-A			D0DZ 5255-A	D0DZ 5A212-B, D0ZZ 5230-N	1967 F/lane (66,71)-6 cyl. w/o Imco
			D0DZ 5255-A	D0DZ 5A212-A, D0ZZ 5230-N	1967 F/lane (71)-6 cyl. w/Imco
			D0DZ 5255-A	D0DZ 5A212-A, D0ZZ 5230-N	1967 F/lane (66,71)-8 cyl.289
			D0DZ 5255-A	D0DZ 5A212-B, D0DZ 5230-C	1967 Falcon (71)-6 cyl. w/o Imco
			D0DZ 5255-A	D0DZ 5A212-A, D0DZ 5230-C	1967 Falcon (71)-6 cyl. w/Imco
			D0DZ 5255-A	D0DZ 5A212-A, D0DZ 5230-C	1967 Falcon (71)-8 cyl. 289
C7OZ 5255-C			D0DZ 5255-A	D0OZ 5A212-F, D0ZZ 5230-R	
C7OZ 5255-G			D0OZ 5255-E	D0DZ 5A212-B, D0ZZ 5230-N	1967 F/lane (exc.66,71)-6 cyl.w/o Imco
			D0OZ 5255-E	D0DZ 5A212-A, D0ZZ 5230-N	1967 F/lane (exc.66,71)-6 cyl.w/Imco
			D0OZ 5255-E	D0DZ 5A212-A, D0ZZ 5230-N	1967 F/lane (exc.66,71)-8 cyl.289
C7OZ 5255-H			D0OZ 5255-E	D0OZ 5A212-F, D0ZZ 5230-R	
C8AZ 5255-H			D0AZ 5255-N		
C8AZ 5255-L			D0AZ 5255-N	D0AZ 5230-S	1968 Ford (71 exc. P/C)-8 cyl.428
			D0AZ 5255-N	D0AZ 5230-S	1968 Ford (71)-8 cyl.390
			D0AZ 5255-N	C7AZ 5230-AJ	1968 Ford (71 P/C)-8 cyl.428
C8AZ 5255-N			D0AZ 5255-N	D0AZ 5230-S	
C8AZ 5255-U			D0AZ 5255-S	D0AZ 5230-S	1968 Ford (exc.71)-8 cyl.390-2/B
			D0AZ 5255-S	C7AZ 5230-AH	1968 Ford-8 cyl.427
			D0AZ 5255-S	C7AZ 5230-AH	1968 Ford (P/C-exc.71)-8 cyl.428
			D0AZ 5255-S	C7AZ 5230-AJ	1968 Ford (exc.71, P/C)-8 cyl.428
			D0AZ 5255-S	C7AZ 5230-AJ	1968 Ford (exc.71)-8 cyl.390-4/B
C8AZ 5255-V			D0AZ 5255-S		
C8AZ 5255-Z			D0AZ 5255-R	C7AZ 5230-AH	1968 Ford-8 cyl.427
			D0AZ 5255-R	C7AZ 5230-AH	1968 Ford (P/C-exc.71)-8 cyl.428
			D0AZ 5255-R	C7AZ 5230-AJ	1968 Ford (exc.71, P/C)-8 cyl.428
			D0AZ 5255-R	C7AZ 5230-AJ	1968 Ford (exc.71)-8 cyl.390-4/B
C8AZ 5255-AA			D0AZ 5255-S	D0AZ 5230-S	

HALPERT_AUCTIONS

5230 MUFFLER - continued

1967/71 EXHAUST SYSTEM SIMPLIFICATION REPLACEMENT CHART

REPLACED PART	REPLACED BY			MUST BE USED WITH	REMARKS
	INTERMEDIATE PIPE	MUFFLER	OUTLET PIPE		
C9AZ 5255-A			D0AZ 5255-K	D0AZ 5230-T	1969 Ford (exc.71)-6 cyl.
			D0AZ 5255-K	D0AZ 5230-U	1969 Ford (exc.71)-8 cyl.
•C9AZ 5255-B					
C9AZ 5255-C			D0AZ 5255-K	D0AZ 5230-U	Retain for Police car only
			D0AZ 5255-U	D0AZ 5230-T	1969 Ford (71)-6 cyl.
C9AZ 5255-D			D0AZ 5255-U	D0AZ 5230-U	1969 Ford (71)-8 cyl.
C9AZ 5255-F			D0AZ 5255-U	D0AZ 5230-U	
D0AZ 5255-F			D0AZ 5255-L	D0AZ 5230-U	
D0AZ 5255-G			D0AZ 5255-U	D0AZ 5230-V	
			D0AZ 5255-U	D0AZ 5230-U	8 cyl. 390 & 400
•D0AZ 5255-H			D0AZ 5255-V	D0AZ 5230-U	8 cyl. 428 & 429
D0AZ 5255-J			D0AZ 5255-K	D0AZ 5230-U	Retain for Police car only
			D0AZ 5255-K	D0AZ 5230-V	8 cyl. 302 & 351
			D0AZ 5255-K	D0AZ 5230-T	6 cyl. 240
•D1AZ 5255-B			D0AZ 5255-K	D0AZ 5230-U	8 cyl. 429-4B
D1AZ 5255-C			D0AZ 5255-K	D0AZ 5230-U	
			D0AZ 5255-K	D0AZ 5230-T	Ford 6 cyl. 240
			D0AZ 5255-K	D0AZ 5230-V	Ford 8 cyl. 302 & 351

5230 PIPE MUFFLER INLET EXTENSION -Refer to Group 5A212-3 Cross Reference Chart

5A231 CLAMP ASSY. - MUFFLER INLET and OUTLET PIPE - YOKE TYPE

SIZE CHART

For model application, refer to Section 52, page 1.

SIZE (Inches)	PART NUMBER
1 1/2	♦C000 5253-A
1 5/8	♦C000 5253-B
1 3/4	☆A9AA 5A231-A
1 3/4	♦C000 5253-C
1 3/4	☆D1AZ 5A231-B
1 7/8	♦C000 5253-D

SIZE (Inches)	PART NUMBER
2	☆A9AA 5A231-B
2	★C0AZ 5A231-A r/b D1AZ 5A231-C
2	♦C000 5253-E
2	C5ZZ 5A231-B
2	C8ZZ 5A231-A (w/bracket)
2	☆D1AZ 5A231-C

SIZE (Inches)	PART NUMBER
2 1/8	C8ZZ 5A231-B
2 1/4	★☆A9AA 5A231-C r/b D1AZ 5A231-A
2 1/4	♦C000 5253-F
2 1/4	C5AZ 5A231-A
2 1/4	☆D1AZ 5A231-A

SIZE (Inches)	PART NUMBER
2 1/2	♦C000 5253-G
2 1/2	★C3OZ 5A231-A r/b D1AZ 5A231-D
2 1/2	☆D1AZ 5A231-D
2 3/4	♦C000 5253-H
2 3/4	C5ZZ 5A231-A
3	♦C000 5253-J
3 7/8	C6AZ 5A231-A

YEAR	MODEL	DESCRIPTION	QTY.	PART NUMBER

5232 EXTENSION - MUFFLER OUTLET PIPE -Refer to Model Application Index on Page 1 of Section 52

5232 MUFFLER -Refer to Group 5230 Cross Reference Chart

5A235 BRACKET - MUFFLER OUTLET PIPE - Refer to Model Application Index on Page 1 of Section 52

5B236 PLATE - MUFFLER MOUNTING -Refer to Model Application Index on Page 1 of Section 52

5B241 SHIELD - MUFFLER SPLASH -Refer to Model Application Index on Page 1 of Section 52

5245 PIPE - MUFFLER INLET - Refer to Groups 5A212-3 & 5246 Cross Reference Charts

• CAUTION - this part is not discontinued. Application removed for all except Police Cars. ☆ - U.S. only ♦ - Canada only

COPYRIGHT © 1975 — FORD MOTOR COMPANY — DEARBORN, MICHIGAN

FINAL ISSUE

HALPERT_AUCTIONS

5246 PIPE - MUFFLER INLET - Also Refer to Group 5A289

For Dimensions refer to Size Chart, Page 19

For model application, refer to Section 52, page 1.

Use the Chart below to translate the number stamped on the inlet pipe to a Service Part Number

CROSS REFERENCE CHART

STAMPED NUMBER	PART NUMBER
C7SA 5218-J	C7SZ 5246-A
C7SA 5218-K	C7SZ 5246-C
C7SA 5218-L	C7SZ 5246-A
C7SA 5218-M	C7SZ 5246-C
C8SA 5218-Y	C8SZ 5246-L
ED-C8SA 5218-Y	C8SZ 5246-L
C8SA 5218-Z	C8SZ 5246-M
ED-C8SA 5218-Z	C8SZ 5246-M
C8SA 5218-AF	C8SZ 5246-L
ED-C8SA 5218-AH	C8SZ 5246-M
C9LA 5218-A	C9ZY 5246-A
C9SA 5218-B	C9SZ 5246-A
C9SA 5218-C	C9SZ 5246-B
D0SA 5218-A	D0SZ 5246-A
C6TA 5245-L	C6TZ 5246-A
C6TA 5245-Z	C6TZ 5246-A
C8TA 5245-D	C8TZ 5246-G
C4OA 5246-A	C4OZ 5246-A
C4OA 5246-B	C4OZ 5246-B
C4OA 5246-C	C4OZ 5246-C
C4OA 5246-D	C4OZ 5246-D
C4OA 5246-H	C4OZ 5246-C
C4ZA 5246-F	C5ZZ 5246-B
C4ZA 5246-G	C5ZZ 5246-K
C4ZA 5246-H	C5ZZ 5246-D
ED-C4ZA 5246-H	C5ZZ 5246-D
C4ZA 5246-J	C5ZZ 5246-B
C4ZA 5246-L	C5ZZ 5246-D
C4ZA 5246-M	C5ZZ 5246-K
C5AA 5246-Y	C5AZ 5246-E
C5AA 5246-AA	C5AZ 5246-B
C5AA 5246-AC	C5AZ 5246-F
C5AA 5246-AD	C6AZ 5246-H
C5DA 5246-B	C5DZ 5246-A
C5DA 5246-F	C5DZ 5246-D
C5DA 5246-G	C5DZ 5246-E
C5DA 5246-H	C5DZ 5246-F
C5DA 5246-J	C5DZ 5246-D
C5DA 5246-K	C5DZ 5246-F
C5DA 5246-L	C5DZ 5246-E
C5DA 5246-M	C5DZ 5246-F
C5OA 5246-A	C5OZ 5246-A
C5OA 5246-C	C5OZ 5246-C
C5OA 5246-D	C5OZ 5246-B
C5OA 5246-F	C5OZ 5246-D
C5SA 5246-B	C5SZ 5246-A
C5SA 5246-C	C5SZ 5246-A
C5ZA 5246-A	C5ZZ 5246-J
C5ZA 5246-B	C5ZZ 5246-F
C5ZA 5246-C	C5ZZ 5246-K
C5ZA 5246-D	C5ZZ 5246-D

STAMPED NUMBER	PART NUMBER
C6AA 5246-K	C6AZ 5246-C
C6AA 5246-L	C6AZ 5246-B
C6AA 5246-M	C6AZ 5246-E
C6AA 5246-N	C6AZ 5246-E
C6AA 5246-R	C6AZ 5246-G
C6AA 5246-S	C6AZ 5246-G
C6AA 5246-U	★C6AZ 5246-H
C6AA 5246-V	C6AZ 5246-J
C6AA 5246-Y	C6AZ 5246-J
C6DA 5246-A	C6DZ 5246-E
C6DA 5246-C	C6DZ 5246-F
C6DA 5246-F	C6DZ 5246-E
C6DA 5246-G	★C6DZ 5246-H
C6DA 5246-J	C6DZ 5246-F
C6DA 5246-K	C6DZ 5246-E
C6DA 5246-L	C6DZ 5246-H
C6DA 5246-M	C6DZ 5246-E
C6OA 5246-E	C6OZ 5246-A
C6OA 5246-F	C6OZ 5246-L
C6OA 5246-G	C6OZ 5246-E
C6OA 5246-H	C6OZ 5246-L
C6OA 5246-K	★C6OZ 5246-F
C6OA 5246-L	C6OZ 5246-A
C6OA 5246-V	C6OZ 5246-J
C6OA 5246-Y	C6OZ 5246-J
C6OA 5246-Z	C6OZ 5246-G
C6OA 5246-AA	★C6OZ 5246-H
C6OA 5246-AB	C6OZ 5246-L
C6OA 5246-AD	C7OZ 5246-H
C6SA 5246-F	C6SZ 5246-B
C6SA 5246-J	★C6SZ 5246-D
C6SA 5246-K	★C6SZ 5246-C
C6SA 5246-M	C6SZ 5246-A
C6TA 5246-K	C6TZ 5246-T
C6TA 5246-L	C6TZ 5246-U
C6ZA 5246-B	C6ZZ 5246-E
C6ZA 5246-C	★C6ZZ 5246-C
C6ZA 5246-D	★C6ZZ 5246-D
C6ZA 5246-F	C5ZZ 5246-J
C6ZA 5246-G	C5ZZ 5246-K
C6ZA 5246-H	C6ZZ 5246-E
C6ZA 5246-J	C5ZZ 5246-D
C6ZA 5246-K	★C6ZZ 5246-A

STAMPED NUMBER	PART NUMBER
C7AA 5246-L	C8AZ 5246-G
C7AA 5246-M	C8AZ 5246-G
C7AA 5246-N	C7AZ 5246-C
C7AA 5246-S	C7AZ 5246-E
C7AA 5246-U	C7AZ 5246-G
C7AA 5246-Y	C7AZ 5246-J
C7AA 5246-AA	C7AZ 5246-N
C7AA 5246-AB	C7AZ 5246-N
C7AA 5246-AC	C8AZ 5246-F
C7OA 5246-J	C7OZ 5246-M
C7OA 5246-K	C7OZ 5246-M
C7OA 5246-M	C7OZ 5246-N
C7OA 5246-S	C7OZ 5246-E
C7OA 5246-T	C7OZ 5246-E
C7OA 5246-U	C7OZ 5246-L
C7OA 5246-V	C7OZ 5246-L
C7OA 5246-Y	C7OZ 5246-J
C7OA 5246-Z	C7OZ 5246-R
C7OA 5246-AA	C7OZ 5246-E
C7ZA 5246-L	C7ZZ 5246-A
C7ZA 5246-M	C7ZZ 5246-A
C7ZA 5246-N	C7ZZ 5246-M
C7ZA 5246-R	C7ZZ 5246-M
C7ZA 5246-U	C7ZZ 5246-E
C7ZA 5246-V	C7ZZ 5246-E
C7ZA 5246-Y	C7ZZ 5246-L
C7ZA 5246-Z	C7ZZ 5246-M
C7ZA 5246-AA	C7ZZ 5246-M
C7ZA 5246-AB	★C7ZZ 5246-J
C8AA 5246-C	C8AZ 5246-A
C8AA 5246-D	C8AZ 5246-A
C8AA 5246-E	C8AZ 5246-B
C8AA 5246-F	C8AZ 5246-G
C8AA 5246-G	★C8AZ 5246-H
C8AA 5246-H	C8AZ 5246-E
ED-C8AA 5246-H	C8AZ 5246-E
C8AA 5246-J	C8AZ 5246-D
ED-C8AA 5246-J	C8AZ 5246-D
C8AA 5246-L	C8AZ 5246-F
C8AA 5246-M	C8AZ 5246-G
C8OA 5246-C	C7OZ 5246-M
C8OA 5246-D	C7OZ 5246-N
C8OA 5246-E	C7OZ 5246-L
C8OA 5246-F	C7OZ 5246-R
C8OA 5246-G	C8OZ 5246-A
C8OA 5246-H	C8OZ 5246-D
C8OA 5246-J	C8OZ 5246-C
C8OA 5246-K	C8OZ 5246-E
C8TA 5246-D	C8TZ 5246-J
C8TA 5246-M	C8TZ 5246-J
C8ZA 5246-D	C7ZZ 5246-L
C8ZA 5246-E	C7ZZ 5246-M
C8ZA 5246-F	C8ZZ 5246-A
C8ZA 5246-G	C8ZZ 5246-B
C8ZA 5246-H	C8ZZ 5246-C
C8ZA 5246-J	C8ZZ 5246-D
C8ZA 5246-K	C8ZZ 5246-E
C8ZA 5246-L	C8ZZ 5246-F

HALPERT_AUCTIONS

5246 PIPE - MUFFLER INLET - continued

CROSS REFERENCE CHART - continued

STAMPED NUMBER	PART NUMBER
C9AA 5246-A	C9AZ 5246-A
C9AA 5246-C	C9AZ 5246-C
C9AA 5246-D	C9AZ 5246-D
C9AA 5246-E	C9AZ 5246-L
C9AA 5246-F	C9AZ 5246-G
C9AA 5246-G	C9AZ 5246-M
C9AA 5246-K	C9AZ 5246-J
C9AA 5246-M	C9AZ 5246-G
C9AA 5246-N	C9AZ 5246-H
C9AA 5246-R	C9AZ 5246-L
C9AA 5246-S	C9AZ 5246-M
C9AA 5246-T	C9AZ 5246-G
C9AA 5246-U	C9AZ 5246-H
C9AA 5246-V	C9AZ 5246-N
C9DA 5246-A	C9DZ 5246-A
C9OA 5246-D	C9OZ 5246-B
C9OA 5246-E	C9OZ 5246-A
C9OA 5246-F	C9OZ 5246-D
C9OA 5246-G	C9OZ 5246-C
C9OA 5246-H	C9OZ 5246-E
C9ZA 5246-D	C9ZZ 5246-B
C9ZA 5246-F	C9ZZ 5246-D
C9ZA 5246-G	C9ZZ 5246-B
C9ZA 5246-K	C9ZZ 5246-C
C9ZA 5246-L	C9ZZ 5246-A
C9ZA 5246-M	C9ZZ 5246-E
C9ZA 5246-N	C9ZZ 5246-F
C9ZA 5246-R	C9ZZ 5246-K
C9ZA 5246-S	C9ZZ 5246-G
C9ZX 5246-A	C9ZZ 5246-J
D0AA 5246-A	D0AZ 5246-A
D0AA 5246-B	D0AZ 5246-B
D0AA 5246-C	D0AZ 5246-B
D0AJ 5246-A	C8AZ 5246-D
D0AJ 5246-B	C8AZ 5246-E
D0DA 5246-A	D0DZ 5246-A
D0DA 5246-D	D0DZ 5246-C
D0OA 5246-H	D0OZ 5246-A
D0OA 5246-J	D0OZ 5246-B
D0OA 5246-N	D0OZ 5246-E
D0OA 5246-R	D0OZ 5246-F
D0OA 5246-S	D0OZ 5246-C
D0OA 5246-T	D0OZ 5246-G
D0OA 5246-U	D0OZ 5246-C

STAMPED NUMBER	PART NUMBER
D0TA 5246-G	D1TZ 5246-C
D0ZA 5246-B	C9ZZ 5246-H
D0ZA 5246-C	D0ZZ 5246-B
D0ZA 5246-D	D0ZZ 5246-C
D0ZA 5246-E	D0ZZ 5246-A
D0ZA 5246-F	D0ZZ 5246-D
D0ZA 5246-G	D0ZZ 5246-C
D1AA 5246-AB	D1AZ 5246-A
D1AA 5246-BA	D1AZ 5246-B
D1AA 5246-CA	D1AZ 5246-C
D1AA 5246-DA	D1AZ 5246-D
D1AA 5246-EA	D2AZ 5246-C
D1AA 5246-GA	D1AZ 5246-G
D1DA 5246-BB	D1DZ 5246-B
D1DA 5246-CA	D1DZ 5246-C
D1DA 5246-CB	D1DZ 5246-D
D1DJ 5246-AA	▲D1DZ 5246-E
D1OA 5246-BA	D1OZ 5246-B
D1ZA 5246-AA	D1ZZ 5246-C
D1ZA 5246-BA	D1ZZ 5246-D
D1ZA 5246-CA	D1ZZ 5246-E
D1ZA 5246-DA	D1ZZ 5246-F
D1ZA 5246-EA	D1ZZ 5246-A
D1ZA 5246-FA	D1ZZ 5246-B
D1ZA 5246-GA	D1ZZ 5246-H
D1ZA 5246-HA	D1ZZ 5246-H
D1ZX 5246-AA	D1ZZ 5246-G
D12A 5246-AC	D1FZ 5246-C
D12A 5246-AD	D1FZ 5246-C
D12A 5246-BD	D1FZ 5246-B
D2AA 5246-A	D2AZ 5246-A
D2AA 5246-BA	D2AZ 5246-B
D2AA 5246-CA	D2AZ 5246-C
D2AA 5246-DA	D1AZ 5246-D
D2AJ 5246-AA	C9AZ 5246-N
D2AJ 5246-DA	C5DZ 5246-E
D2AJ 5246-EA	C5ZZ 5246-B
D2AJ 5246-FA	C6DZ 5246-E
D2AJ 5246-GA	C7OZ 5246-L
D2AJ 5246-HA	C7OZ 5246-R
D2AJ 5246-JA	C7ZZ 5246-A

STAMPED NUMBER	PART NUMBER
D2DA 5246-AA	D2DZ 5246-A
D2OA 5246-AB	D2OZ 5246-A
D2OA 5246-CB	D2OZ 5246-AR
D2OA 5246-CC	D2OZ 5246-AR
D2OA 5246-GB	D2OZ 5246-G
D2OA 5246-JB	D2OZ 5246-J
D2OA 5246-JC	D2OZ 5246-AS
D2OA 5246-SB	D2OZ 5246-M
D2OA 5246-TB	D2OZ 5246-N
D2OA 5246-UA	D2OZ 5246-AD
D2OA 5246-VA	D2OZ 5246-AE
D2OA 5246-YA	D2OZ 5246-AF
D2OA 5246-ZB	D2OZ 5246-AG
D2OA 5246-ZC	D2OZ 5246-AV
D2OA 5246-AAA	D2OZ 5246-AH
D2OA 5246-ABB	D2OZ 5246-AW
D2OA 5246-ABC	D2OZ 5246-AW
D2OA 5246-ACA	D2OZ 5246-AK
D2OA 5246-ADA	D2OZ 5246-AL
D2OA 5246-AEA	D2OZ 5246-AM
D2OA 5246-AFA	D2OZ 5246-AN
D2OA 5246-AGA	D2OZ 5246-AT
D2OA 5246-AHA	D2OZ 5246-AU
D2OJ 5246-AA	C7OZ 5246-M
D2SA 5246-CB	D2SZ 5246-C
D2SA 5246-DB	D2SZ 5246-B
D2ZA 5246-AA	D1ZZ 5246-A
D2ZA 5246-AA	D2FZ 5246-A
D2ZJ 5246-AA	D0AZ 5246-B
D3AJ 5246-AA	C4OZ 5246-D
D3AJ 5246-BA	C4OZ 5246-C
D3AJ 5246-CA	C4OZ 5246-B
D2TA 5248-BA	@D2TZ 5246-B
C8TA 5267-E	@C8TZ 5267-H
D0TA 5267-E	@D1TZ 5267-A
C6TA 5268-F	@C6TZ 5267-F
C6TA 5268-K	★@C6TZ 5267-E
C8TA 5268-E	@C8TZ 5267-H

SIZE CHART

For model application, refer to Section 52, page 1.

PART NO.	*TYPE	LENGTH (INCHES)	DIAM. (INCHES)
C4OZ 5246-A		46 7/8	1 3/4
C4OZ 5246-B		46 13/16	1 3/4
C4OZ 5246-C		52 13/16	1 3/4
C4OZ 5246-D		52 7/16	1 3/4
C5AZ 5246-B		84 1/8	2
C5AZ 5246-E	h	80 7/8	2
C5AZ 5246-F	y	78 11/16	2
★C5AZ 5246-G	h	64 7/16	2

PART NO.	*TYPE	LENGTH (INCHES)	DIAM. (INCHES)
C5DZ 5246-A	y	24 5/16	2
★C5DZ 5246-B		115 13/16	1 3/4
C5DZ 5246-D		122 11/16	1 3/4
C5DZ 5246-E		115 13/16	1 3/4
C5DZ 5246-F		115 13/16	1 3/4
C5OZ 5246-A	y	38 13/16	2
C5OZ 5246-B	h	43 3/8	2
C5OZ 5246-C	y	44 5/8	2

PART NO.	*TYPE	LENGTH (INCHES)	DIAM. (INCHES)
C5OZ 5246-D	h	41 1/2	2
C5SZ 5246-A	h	47 3/4	2
C5ZZ 5246-B	y	35 1/8	2
C5ZZ 5246-D	y	112 1/4	1 3/4
C5ZZ 5246-F	y	35 1/8	2
★C5ZZ 5246-G	h	37 1/4	2
C5ZZ 5246-J	h	35 7/16	2
C5ZZ 5246-K	h	37 1/4	2

* Types "h" and "y" apply to those pipes which in a general way resemble the letters "H" and "Y". Pipes for which no type is shown do not conform to either of these patterns. @ Inlet pipe cross over ▲ Intermediate pipe rear

COPYRIGHT © 1975 — FORD MOTOR COMPANY — DEARBORN, MICHIGAN
FINAL ISSUE

HALPERT_AUCTIONS

5246 PIPE - MUFFLER INLET - continued

SIZE CHART - continued

PART NO.	*TYPE	LENGTH (INCHES)	DIAM. (INCHES)
★C6AZ 5246-A		84 1/8	2
C6AZ 5246-B	y	78 13/16	2
C6AZ 5246-C	y	78 13/16	2
★C6AZ 5246-D	y	79 1/8	2 1/2
C6AZ 5246-E	y	80 7/8	2 & 2 1/4
★C6AZ 5246-F	h	80 7/8	2
C6AZ 5246-G	h	80 7/8	2
★C6AZ 5246-H	h	64 7/16	2
C6AZ 5246-J		84 1/8	2
★C6DZ 5246-B		115 1/2	1 3/4
★C6DZ 5246-D		119 7/8	1 3/4
C6DZ 5246-E		115 1/2	1 3/4
C6DZ 5246-F		119 7/8	1 3/4
★C6DZ 5246-G		115 1/2	1 3/4
★C6DZ 5246-H		119 7/8	1 3/4
C6OZ 5246-A	y	36 3/4	2
★C6OZ 5246-B	y	36 3/4	2
★C6OZ 5246-C	h	39 1/2	2
★C6OZ 5246-D	h	39 1/2	2
C6OZ 5246-E	y	40 5/8	2 & 2 1/2
★C6OZ 5246-F	y	40 5/8	2 & 2 1/2
C6OZ 5246-G		120 1/8	1 3/4
★C6OZ 5246-H		120 1/8	1 3/4
C6OZ 5246-J		121 1/2	1 3/4
★C6OZ 5246-K		121 1/2	1 3/4
C6OZ 5246-L	h	39 1/2	2
C6SZ 5246-A	h	47 11/16	2
C6SZ 5246-B	h	47 3/4	2
★C6ZZ 5246-C	h	47 11/16	2
C6SZ 5246-D	h	47 11/16	2
C6TZ 5246-A		42 5/16	2
★C6TZ 5246-B		42 5/16	2
C6TZ 5246-T		36 7/8	2
C6TZ 5246-U	y	36 7/8	2
★C6ZZ 5246-A		112 1/4	1 3/4
★C6ZZ 5246-C	y	35 1/8	2
★C6ZZ 5246-D	h	37 1/4	2
C6ZZ 5246-E	h	35 7/16	2
★C7AZ 5246-A		84	2
★C7AZ 5246-B		84	2
C7AZ 5246-C	y	78 7/8	2
C7AZ 5246-E	y	80 7/8	2 2 1/4
C7AZ 5246-G	h	80 3/4	2
C7AZ 5246-J	h	70 3/16	2
★C7AZ 5246-L	y	80 7/8	2 & 2 1/2
★C7AZ 5246-M	y	78 13/16	2 & 2 1/2
C7AZ 5246-N	y	80 7/8	2 & 2 1/2
★C7AZ 5246-R		84	2
★C7OZ 5246-A	y	36 3/4	2
★C7OZ 5246-C	y	40 3/8	2 & 2 1/2
C7OZ 5246-E		45	1 3/4
★C7OZ 5246-F		45	1 3/4
★C7OZ 5246-G	h	39 1/4	2
C7OZ 5246-H	h	34	2 1/4
C7OZ 5246-J		45	2
★C7OZ 5246-K	y	34	2
C7OZ 5246-L	y	36 3/4	2
C7OZ 5246-M	y	40 3/8	2 & 2 1/2
C7OZ 5246-N	h	39 1/4	2
C7OZ 5246-R	y	35 9/16	2 & 2 1/2
C7SZ 5246-A	h	83 7/8	2
★C7SZ 5246-B	h	83 7/8	2
C7SZ 5246-C	h	83 7/8	2
★C7SZ 5246-D	h	83 7/8	2
C7ZZ 5246-A	y	35 13/16	2
★C7ZZ 5246-C	h	37 15/16	2
C7ZZ 5246-E		112 7/16	1 3/4
★C7ZZ 5246-F		112 7/16	1 3/4
★C7ZZ 5246-G	h	37 15/16	2
★C7ZZ 5246-H		37 7/16	2
★C7ZZ 5246-J		112 7/16	2
★C7ZZ 5246-K		37 15/16	2
C7ZZ 5246-L	h	37 7/16	2
C7ZZ 5246-M	h	37 15/16	2
C8AA 5246-K			
C8AZ 5246-A	y	80	2 1/4 & 2 1/2
C8AZ 5246-B	h	80 3/4	2 1/4
C8AZ 5246-D	h	80 3/4	2
★C8AZ 5246-E	y	80 7/8	2 & 2 1/4
C8AZ 5246-F	y	79	2 & 2 1/2
C8AZ 5246-G		84	2
★C8AZ 5246-H	h	78 5/16	2 1/4 & 2
C8OZ 5246-A		45	2
C8OZ 5246-C	y	40 5/16	2 & 2 1/2
C8OZ 5246-D	h	39 3/16	2
C8OZ 5246-E	h	39 1/4	2 1/4
★C8SZ 5246-D	h	83 1/4	2 1/2
★C8SZ 5246-J	h		
C8SZ 5246-L	h	80 11/16	2 1/2
C8SZ 5246-M	h	83 1/4	2 1/2
C8TZ 5246-G		42 5/16	2
C8TZ 5246-J		36 7/8	2
C8ZZ 5246-A	h	35 9/16	2
C8ZZ 5246-B		44 3/8	2
C8ZZ 5246-C	y	38 1/8	2 & 2 1/4
C8ZZ 5246-D	h	37 15/16	2
C8ZZ 5246-E	h	37 15/16	2
C8ZZ 5246-F	h	37 15/16	2 1/4
C9AZ 5246-A	h	82 7/8	2 1/2
★C9AZ 5246-B	y	82	2 & 2 1/2
C9AZ 5246-C		87 5/16	2
C9AZ 5246-D	y	82 7/8	2 1/2
★C9AZ 5246-E		83 15/16	2 1/4 & 2 1/2
C9AZ 5246-G	h	83 15/16	2 1/4 & 2 1/2
C9AZ 5246-H	y	83 15/16	2 1/4 & 2 1/2
C9AZ 5246-J	h	83 15/16	2 & 2 1/2
C9AZ 5246-L	y	83 15/16	2 1/4 & 2 1/2
C9AZ 5246-M	y	82	2 & 2 1/2
C9AZ 5246-N	y	80 1/4	2 1/4 & 2 1/2
C9DZ 5246-A		45	2
C9OZ 5246-A	h	36 3/8	2 1/4
C9OZ 5246-B	y	41 11/16	2 1/4 & 2 1/2
C9OZ 5246-C		44 3/4	2
C9OZ 5246-D	h	39 3/16	2 1/4
C9OZ 5246-E	y	46 11/16	2
C9SZ 5246-A	h	80 3/4	2 1/2
C9SZ 5246-B	h	83 1/4	2 1/2
C9ZY 5246-A	h	83 1/4	2 1/4
C9ZZ 5246-A	h	38 5/16	2 1/4 & 2 1/8
C9ZZ 5246-B	y	38 1/4	2 1/4 & 2 1/2
C9ZZ 5246-C		44	2
C9ZZ 5246-D	y	36 1/8	2 & 2 1/4
C9ZZ 5246-E	h	38 1/4	2 &
C9ZZ 5246-F	h	37 15/16	2 1/4
C9ZZ 5246-G	y	38 1/4	2 1/4 & 2 1/2
C9ZZ 5246-H	h	37 15/16	2 1/4
C9ZZ 5246-J	h	38	2 1/4
C9ZZ 5246-K	h	38	2 1/4 2 1/8
D0AZ 5246-A	y	82	2 & 2 1/4
D0AZ 5246-B	y	81 1/4	2 & 2 1/4
D0DZ 5246-A		41 5/16	1 3/4
D0DZ 5246-C		41 3/16	2 & 1 3/4
D0OZ 5246-A		48	2
D0OZ 5246-B	y	39 3/4	2

* Types "h" and "y" apply to those pipes which in a general way resemble the letters "H" and "Y". Pipes for which no type is shown do not conform to either of these patterns.

HALPERT_AUCTIONS

5246 PIPE - MUFFLER INLET - continued

SIZE CHART - continued

PART NO.	*TYPE	LENGTH (INCHES)	DIAM. (INCHES)
D0OZ 5246-C	h	43	2 1/4
D0OZ 5246-E	y	40 5/16	2 1/4
D0OZ 5246-F	h	37 1/4	2 1/4
D0OZ 5246-G	h	40 5/16	2 1/4
D0SZ 5246-A	h	81	2 1/4
D0ZZ 5246-A	h	38 3/16	2 1/4 & 2 1/8
D0ZZ 5246-B	y	36 1/8	2 & 2 1/4
D0ZZ 5246-C	y	37 15/16	2 & 2 1/4
D0ZZ 5246-D	h	38	2 1/4
D1AZ 5246-A	y	81 1/4	2 1/4 & 2 1/2
D1AZ 5246-B	h	79 7/8	2 1/2
D1AZ 5246-C	y	79 7/8	2 1/2
D1AZ 5246-D	y	81 1/4	2 &
★D1AZ 5246-E	y	82 7/8	2 1/2
D1AZ 5246-G	y	81 3/8	2 1/4
D1DZ 5246-B	y	39	2
D1DZ 5246-C		41 3/16	2
D1DZ 5246-D	y	41 1/4	1 3/4
▲D1DZ 5246-E		19 3/8	1 3/4
D1FZ 5246-A		39 15/16	1 3/4
D1FZ 5246-B		39 3/8	1 1/2
★D1FZ 5246-C		40	1 3/4
D1OZ 5246-B	h	40 5/16	2 1/4
D1TZ 5246-C	y	35 1/2	2
D1ZZ 5246-A	y	40 9/16	2 & 2 1/4
D1ZZ 5246-B	y	39 13/16	2 & 2 1/4
D1ZZ 5246-C	h	38 7/16	2 1/2 & 2 1/4
D1ZZ 5246-D		44 5/8	2
D1ZZ 5246-E	h	32 7/16	2 1/2 & 2 1/4
D1ZZ 5246-F	h	39 15/16	2 1/4
D1ZZ 5246-G	h	40	2 1/4
D1ZZ 5246-H	h	40	2 1/4
D2AZ 5246-A	h	79 7/8	2 1/2
D2AZ 5246-B	y	79 7/8	2 1/2
D2AZ 5246-C	y	82 7/8	2 1/2
D2DZ 5246-A		41 3/16	1 3/4
D2FZ 5246-A		39 1/4	1 3/4
D2OZ 5246-A		77 1/2	2
★D2OZ 5246-D	y	72 5/8	2 1/4
D2OZ 5246-G		81 1/2	2
D2OZ 5246-J		72 5/8	2 1/4
D2OZ 5246-M	y	72 5/8	2 1/4
D2OZ 5246-N	y	76 5/8	2 1/4
D2OZ 5246-AD	h	72 3/4	2 1/4
D2OZ 5246-AE	h	76 3/4	2 1/4
D2OZ 5246-AF	y	73 1/4	2
D2OZ 5246-AG	y	69 1/4	2
D2OZ 5246-AH	y	77 1/4	2
★D2OZ 5246-AJ	y	73 1/4	2
D2OZ 5246-AK	y	71 1/4	2 1/4
D2OZ 5246-AL	y	75 1/4	2 1/4
D2OZ 5246-AM	h	71 1/4	2 1/4
D2OZ 5246-AN	h	75 1/4	2 1/4
D2OZ 5246-AR	y	72 1/2	2 1/4
D2OZ 5246-AS	y	76 1/2	2 1/4
D2OZ 5246-AT	y	72 3/4	2 1/4
D2OZ 5246-AU	y	76 3/4	2 1/4
D2OZ 5246-AV		69 1/8	2
D2OZ 5246-AW		73 1/8	2
D2SZ 5246-B	y	81 1/2	2 1/4
D2SZ 5246-C	y	83	2 1/4
D2TZ 5246-B	@	23	2
★C6TZ 5267-E	@	21 7/8	2
C6TZ 5267-F	@	21 7/8	2
C8TZ 5267-H	@	21 7/8	2
D1TZ 5267-A	@	23	2

YEAR | MODEL | DESCRIPTION | QTY. | PART NUMBER

5A246 BRACKET and INSULATOR ASSY. - MUFFLER INLET PIPE - Refer to Model Application Index on page 1 of Section 52

5248 PIPE - MUFFLER INLET (CROSSOVER) - Refer to Group 5246 Cross Reference Chart

5253 CLAMP - EXHAUST - UNIVERSAL SADDLE TYPE - Refer to Group 5A231

5255 EXTENSION - MUFFLER OUTLET PIPE - Refer to Model Application Index on page 1 of Section 52

5255 PIPE - MUFFLER OUTLET - For Dimensions Refer to Size Chart Page 23

Refer to Page 12 (1965/66) and page 13 (1967/71) for Simplification Program Charts.
For model application, refer to Section 52, page 1.

USE THE CHART BELOW TO TRANSLATE THE NUMBER STAMPED ON THE OUTLET PIPE TO A SERVICE PART NUMBER

CROSS REFERENCE CHART

STAMPED NUMBER	PART NUMBER
C5ZA 5D200-A	C5ZZ 5255-D
D1ZA 5202-BB	D1ZZ 5255-A
C5AA 5B202-B	C5AZ 5255-M
C5AA 5B202-C	C5AZ 5255-M
D1ZA 5203-AB	D1ZZ 5255-B
C4ZA 5C203-A	C5ZZ 5255-A
C5AA 5C203-D	C5AZ 5255-S
C5AA 5C203-E	C5AZ 5255-M
	C5AZ 5255-N
	C5AZ 5255-R
C5AA 5C203-F	C5AZ 5255-S
C6AA 5C203-A	C5AZ 5255-S
C6AA 5C203-C	C5AZ 5255-S
C6OA 5C203-B	C6OZ 5255-A
C7AA 5C203-E	★C7AZ 5255-Z
C7AA 5C203-F	D0AZ 5255-T
C7AA 5C203-G	★C7AZ 5255-Z
C7AA 5C203-H	D0AZ 5255-T

* Types "h" and "y" apply to those pipes which in a general way resemble the letters "H" and "Y". Pipes for which no type is shown do not conform to either of these patterns.

▲ Intermediate pipe rear

@ Inlet Pipe Cross Over

COPYRIGHT © 1975 — FORD MOTOR COMPANY — DEARBORN, MICHIGAN

5255 PIPE - MUFFLER OUTLET - continued

CROSS REFERENCE CHART - continued

STAMPED NUMBER	PART NUMBER
C7OA 5C203-C	D0OZ 5255-E
ED-C7OA 5C203-C	D0OZ 5255-E
C7OA 5C203-D	D0OZ 5255-E
ED-C7OA 5C203-D	D0OZ 5255-E
C7OA 5C203-E	D0DZ 5255-A
C7OA 5C203-F	D0DZ 5255-A
C7OA 5C203-H	C7OZ 5255-J
ED-C7OA 5C203-H	C7OZ 5255-J
C8AA 5C203-B	D0AZ 5255-R
C8AA 5C203-D	D0AZ 5255-R
C8AA 5C203-G	D0AZ 5255-R
C8AA 5C203-H	D0AZ 5255-R
C8ZA 5C203-A	C9ZZ 5255-A
C9AA 5C203-C	C9AZ 5255-E
C9AA 5C203-D	D0AZ 5255-L
C9ZA 5C203-A	C9ZZ 5255-A
C9ZA 5C203-B	C9ZZ 5255-D
D0AA 5C203-E	D0AZ 5255-C
D0AA 5C203-G	D0AZ 5255-C
D0ZA 5C203-C	D0ZZ 5255-A
D1AA 5C203-AA	D1AZ 5255-A
C7ZA 5C207-A	C7ZZ 5255-B
D0AJ 5C207-A	D0AZ 5255-U
D0DJ 5C207-A	D0DZ 5255-B
D0ZJ 5C207-A	D0ZZ 5255-F
D0ZJ 5C207-B	D0ZZ 5255-E
D2OJ 5C219-AA	D2OZ 5255-H
D2OJ 5C219-BA	D2OZ 5255-J
C5ZA 5C227-A	C5ZZ 5255-C
C5AA 5255-B	C5AZ 5255-F
C6AA 5255-A	C6AZ 5255-U
C6AA 5255-B	C6AZ 5255-U
C6AA 5255-C	C6AZ 5255-U
C6AA 5255-D	C6AZ 5255-U
C6TA 5255-N	C7TZ 5255-C
C6TA 5255-R	C6TZ 5255-D
C6TA 5255-S	C6TZ 5255-J
C6TA 5255-AC	C7TZ 5255-C
C6TA 5255-AF	C6TZ 5255-J
C6TA 5255-AG	C7TZ 5255-C
C6TA 5255-AH	C7TZ 5255-AE
C7RA 5255-A	C5ZZ 5255-G
C7RA 5255-B	C5DZ 5255-C
C7RA 5255-C	C6OZ 5255-C
C7RA 5255-D	C6DZ 5255-A
C7RA 5255-E	C6DZ 5255-B
C7RA 5255-F	C6OZ 5255-D
C7ZA 5255-A	C7ZZ 5255-C
D0AJ 5255-A	D0AZ 5255-M
D0AJ 5255-B	D0AZ 5255-N
D0AJ 5255-C	D0AZ 5255-S
D0AJ 5255-D	D0AZ 5255-K

STAMPED NUMBER	PART NUMBER
D0OJ 5255-A	D0OZ 5255-B
D0OJ 5255-B	D0OZ 5255-D
D0OJ 5255-C	D0OZ 5255-F
D0OJ 5255-D	D0OZ 5255-H
D1ZJ 5255-AA	D1ZZ 5255-C
D2OJ 5255-AA	D2OZ 5255-G
D2OJ 5255-BA	D2OZ 5255-D
D2OJ 5255-CA	D2OZ 5255-F
D2OJ 5255-DA	D2OZ 5255-B
D2OZ 5255-EA	D2OZ 5255-C
D32J 5255-AA	D3FZ 5255-A
D32J 5255-BA	D3FZ 5255-B
C5AA 5C262-C	C5AZ 5255-M
	C5AZ 5255-N
	C5AZ 5255-U
C5AA 5C262-D	C5AZ 5255-T
C5AA 5C262-G	C5AZ 5255-T
C5AA 5C262-J	C5AZ 5255-T
C5AA 5C262-K	C5AZ 5255-F
	C5AZ 5255-N
	C5AZ 5255-U
C5DA 5C262-A	C5DZ 5255-B
C5DA 5C262-B	C5DZ 5255-A
C5DA 5C262-C	C5DZ 5255-B
C5ZA 5C262-A	C5ZZ 5255-F
C5ZA 5C262-B	C5ZZ 5255-F
C6AA 5C262-A	C5AZ 5255-T
C6AA 5C262-D	C5AZ 5255-T
C6AA 5C262-F	C5AZ 5255-N
	C6AZ 5255-U
C6AA 5C262-G	C5AZ 5255-N
	C6AZ 5255-U
C6AA 5C262-M	C5AZ 5255-T
C6AA 5C262-N	C5AZ 5255-T
C6AA 5C262-R	C5AZ 5255-T
C6AA 5C262-S	C5AZ 5255-T
C6AA 5C262-T	C5AZ 5255-T
C6OA 5C262-B	C6OZ 5255-B
C7AA 5C262-F	D0AZ 5255-M
C7AA 5C262-J	D0AZ 5255-N
C7AA 5C262-L	D0AZ 5255-N
C7AA 5C262-U	D0AZ 5255-M
ED-C7AA 5C262-U	D0AZ 5255-M
C7AA 5C262-V	C7AZ 5255-B
C7AA 5C262-Y	D0AZ 5255-N
C7AA 5C262-Z	D0AZ 5255-N
C7AA 5C262-AA	D0AZ 5255-M
C7AA 5C262-AB	★C7AZ 5255-U
C7AA 5C262-AC	D0AZ 5255-M
C7AA 5C262-AD	D0AZ 5255-M
C7OA 5C262-C	C7OZ 5255-K
ED-C7OA 5C262-C	C7OZ 5255-K
C7RA 5C262-A	C6AZ 5255-U
C7RA 5C262-B	C5AZ 5255-R
C7RA 5C262-C	C5AZ 5255-S
C7RA 5C262-D	C5AZ 5255-T
C7RA 5C262-E	C5AZ 5255-U

STAMPED NUMBER	PART NUMBER
C7ZA 5C262-G	C7ZZ 5255-D
C7ZA 5C262-H	C9ZZ 5255-C
C8AA 5C262-F	D0AZ 5255-N
C8AA 5C262-H	D0AZ 5255-N
C8AA 5C262-L	C8AZ 5255-C
C8AA 5C262-M	D0AZ 5255-N
C8AA 5C262-N	D0AZ 5255-N
C8AA 5C262-S	D0AZ 5255-S
C8AA 5C262-T	D0AZ 5255-S
C8AA 5C262-U	D0AZ 5255-S
C8AA 5C262-V	D0AZ 5255-S
C8AA 5C262-Y	D0AZ 5255-N
C8AA 5C262-Z	D0AZ 5255-N
C8AA 5C262-AA	D0AZ 5255-N
C8TA 5C262-A	C6TZ 5255-J
C8TA 5C262-B	C7TZ 5255-AE
C8ZA 5C262-A	C9ZZ 5255-B
C9AA 5C262-H	D0AZ 5255-U
C9AA 5C262-J	D0AZ 5255-K
C9AA 5C262-K	C9AZ 5255-B
C9AA 5C262-L	D0AZ 5255-U
C9AA 5C262-M	D0AZ 5255-U
C9AA 5C262-N	D0AZ 5255-U
C9ZA 5C262-A	C9ZZ 5255-B
C9ZA 5C262-B	C9ZZ 5255-C
C9ZA 5C262-C	C9ZZ 5255-E
D0AA 5C262-E	D0AZ 5255-U
D0AA 5C262-G	♦D0AZ 5255-G
D0AA 5C262-H	D0AZ 5255-K
D0AA 5C262-J	D0AZ 5255-B
D0AA 5C262-K	D0AZ 5255-K
D0AA 5C262-L	D0AZ 5255-B
D0AA 5C262-M	♦D0AZ 5255-J
D0AA 5C262-N	D0AZ 5255-H
D0AJ 5C262-A	D0AZ 5255-V
D0ZA 5C262-C	D0ZZ 5255-B
D1AA 5C262-AA	D1AZ 5255-B
D1AA 5C262-BA	D0AZ 5255-K
D1TA 5C262-AA	D1TZ 5255-A
C9OA 5263-A	C9OZ 5255-A
C9OA 5263-B	C9OZ 5255-B
D0AA 5263-A	D0OZ 5255-A
D0AJ 55257-A	D0AZ 5255-R
D0AJ 55257-B	D0AZ 5255-T
D0AJ 55257-C	D0AZ 5255-L
D0DJ 55257-A	D0DZ 5255-A
D0OJ 55257-A	D0OZ 5255-C
D0OJ 55257-B	D0OZ 5255-E
D0OJ 55257-C	D0OG 5255-G
D2OJ 55257-AA	D2OZ 5255-E
D2OJ 55257-BA	D2OZ 5255-A

♦ Parts no longer serviced. For correct outlet pipe replacement refer to Exhaust System Simplification Section 52, page 13

HALPERT_AUCTIONS

5255 PIPE - MUFFLER OUTLET - continued

-For Cross Reference Chart Refer to Page 21

Refer to Page 12 (1965/66) and Page 13 (1967/71) for Simplification Program Charts.

For model application, refer to Section 52, page 1.

SIZE CHART

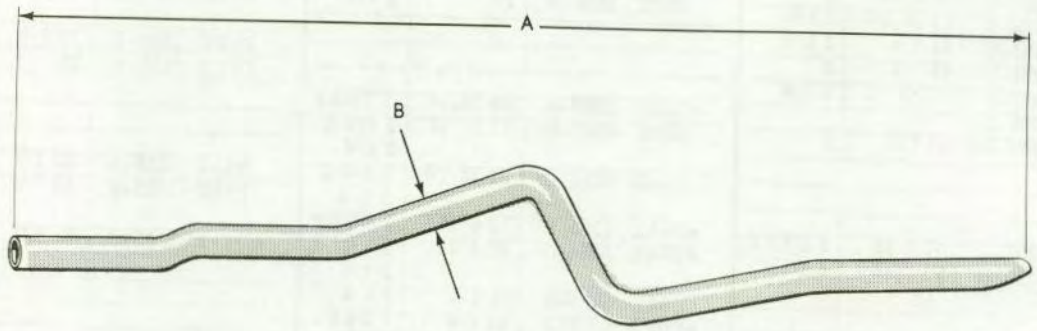

P-2921

PART NUMBER	A (INCHES)	B (INCHES)
★C5AZ 5255-C	61 11/16	2
★C5AZ 5255-D	61 3/4	2
★C5AZ 5255-E	41 5/16	2
C5AZ 5255-F	35 5/16	2
★C5AZ 5255-H	53 13/16	2
★C5AZ 5255-J	53 9/16	2
★C5AZ 5255-K	11 7/8	2
★C5AZ 5255-L	15 1/2	2
C5AZ 5255-M	41 7/8	2
C5AZ 5255-N	9	2 1/16
C5AZ 5255-R	20 1/8	2
C5AZ 5255-S	43 11/16	2
C5AZ 5255-T	43 11/16	2
C5AZ 5255-U	23 1/2	2
C5DZ 5255-A	7 5/8	1 1/2
C5DZ 5255-B	17 15/16	2
C5DZ 5255-C	20 1/8	2
C5ZZ 5255-A		2
C5ZZ 5255-C	9 5/8	1 3/4
C5ZZ 5255-D	9 5/8	1 3/4
★C5ZZ 5255-E	6 11/16	1 3/4
C5ZZ 5255-F	6 11/16	1 3/4
C5ZZ 5255-G	21	2
★C6AZ 5255-A	46 1/2	2
★C6AZ 5255-B	46 1/2	2
★C6AZ 5255-C	53 3/4	2 1/4
★C6AZ 5255-D	53 3/4	2 1/4
★C6AZ 5255-E	57 13/16	2 1/4
★C6AZ 5255-G	55 3/4	2
★C6AZ 5255-J	53 13/16	2

PART NUMBER	A (INCHES)	B (INCHES)
★C6AZ 5255-K	53 13/16	2
★C6AZ 5255-L	47 1/2	2 1/4
★C6AZ 5255-M	47 1/2	2 1/4
★C6AZ 5255-N	45 3/4	2
★C6AZ 5255-R	45 3/4	2
★C6AZ 5255-S	60	2
★C6AZ 5255-T	60	2
C6AZ 5255-U	54 1/2	2
C6DZ 5255-A	38 1/8	2
C6DZ 5255-B	23 1/8	2
C6OZ 5255-A	52 11/16	2
C6OZ 5255-B	52 11/16	2
C6OZ 5255-C	9 3/16	1 3/4
C6OZ 5255-D	32 13/16	2
C6TZ 5255-D	43 3/16	1 3/4
★C6TZ 5255-E	43 3/16	1 3/4
★C6TZ 5255-G	37 1/2	2
★C6TZ 5255-H	43 3/16	1 3/4
C6TZ 5255-J	37 1/2	2
★C7AZ 5255-A	45 3/16	2
★C7AZ 5255-B		
★C7AZ 5255-C	54 9/16	2
★C7AZ 5255-D	54 9/16	2
★C7AZ 5255-E	53 1/2	2
★C7AZ 5255-G	53 13/16	2 1/4
★C7AZ 5255-J	46 1/2	2
★C7AZ 5255-L	48 1/4	2 1/4
★C7AZ 5255-N	53 7/8	2 1/4

PART NUMBER	A (INCHES)	B (INCHES)
★C7AZ 5255-S	53 3/8	2
★C7AZ 5255-U	53 13/16	2 1/4
★C7AZ 5255-V	45 3/16	2
★C7AZ 5255-Z	53 5/8	2 1/4
★C7AZ 5255-AA	53 1/2	2
★C7AZ 5255-AB	45 1/4	2
★C7OZ 5255-A	29	1 7/8
★C7OZ 5255-B	34 11/16	1 7/8
★C7OZ 5255-C	28 3/4	2 1/4
★C7OZ 5255-D	34 11/16	2 1/4
★C7OZ 5255-E	34 11/16	2 1/4
★C7OZ 5255-F	34 11/16	2 1/4
★C7OZ 5255-G	34 11/16	1 7/8
★C7OZ 5255-H	34 11/16	2 1/4
C7OZ 5255-J	34 11/16	2 1/4
C7OZ 5255-K	34 11/16	2 1/4
★C7TZ 5255-B	43 3/16	1 3/4
C7TZ 5255-C	43 3/16	1 3/4
C7TZ 5255-AE	43 3/16	1 3/4
★C7ZZ 5255-A		1 3/4 & 2
C7ZZ 5255-B	18 5/16	2 & 1 3/4
C7ZZ 5255-C	18 5/16	2 & 1 3/4
C7ZZ 5255-D	6 7/8	1 3/4 & 2
★C8AZ 5255-A	51 13/16	2 1/4
★C8AZ 5255-B	51 7/8	2 1/4
C8AZ 5255-C	45 1/4	2
★C8AZ 5255-G	46 5/8	2 1/4
★C8AZ 5255-H	54 9/16	2

COPYRIGHT © 1975 — FORD MOTOR COMPANY — DEARBORN, MICHIGAN

FINAL ISSUE

5255 PIPE - MUFFLER OUTLET - continued

SIZE CHART - continued

PART NUMBER	A (INCHES)	B (INCHES)
★C8AZ 5255-L	46 9/16	2 1/4
★C8AZ 5255-N	46 9/16	2
★C8AZ 5255-T	51 13/16	2 1/4
★C8AZ 5255-U	51 7/8	2 1/4
★C8AZ 5255-V	45 1/4	2
★C8AZ 5255-Y	51 13/16	2 1/4
★C8AZ 5255-Z		
★C8AZ 5255-AA	51 7/8	2
★C8ZZ 5255-A	27 7/16	2 1/8 & 2
★C8ZZ 5255-B	27 7/16	2 1/8 & 2
★C9AZ 5255-A	49 9/16	2
C9AZ 5255-B	49 9/16	2 1/4
★C9AZ 5255-C	50 1/4	2
★C9AZ 5255-D	50 5/16	2 1/4
C9AZ 5255-E	49 9/16	2 1/4
★C9AZ 5255-F	49 9/16	2
C9OZ 5255-A	15 7/8	2 1/4 & 2 3/4
C9OZ 5255-B	10	2 1/4
C9ZZ 5255-A	27 7/16	2 1/4 & 2
C9ZZ 5255-B	27 7/16	2
C9ZZ 5255-C	11 3/16	2
★C9ZZ 5255-D	22 5/8	2 1/8 & 2 1/4
C9ZZ 5255-E	22 5/8	2 1/8 & 2 1/4
★C9ZZ 5255-F	26 1/4	2
★C9ZZ 5255-G	10	2
★C9ZZ 5255-H	26 1/4	2 1/8 & 2 1/4
★C9ZZ 5255-J	10	2 1/4
C9ZZ 5255-M	26	2 1/4
C9ZZ 5255-N	26	2 1/4
★D0AZ 5255-A	50 15/16	1 7/8 & 2
D0AZ 5255-B	51 15/16	2 1/8 & 2 1/4
D0AZ 5255-C	51 15/16	2 1/8 & 2 1/4
★D0AZ 5255-F	50 5/16	1 7/8 & 2
★D0AZ 5255-G	50 5/16	2 1/8 & 2 1/4
D0AZ 5255-H	51 1/4	2 1/4
★D0AZ 5255-J	51 1/4	1 7/8 & 2
D0AZ 5255-K	54 3/4	2
D0AZ 5255-L	54 3/4	2
D0AZ 5255-M	59 3/4	2
D0AZ 5255-N	54 1/2	2
D0AZ 5255-R	59 3/4	2
D0AZ 5255-S	59 3/4	2
D0AZ 5255-T	60	2
D0AZ 5255-U	55 1/2	2
D0AZ 5255-V	29 3/4	2 & 2 1/2
D0DZ 5255-A	28 3/8	1 7/8
D0DZ 5255-B	36	2
D0OZ 5255-A	11	2 1/4 & 2 3/4
D0OZ 5255-B	28 3/8	1 7/8
D0OZ 5255-C	34 7/8	1 7/8
D0OZ 5255-D	34 7/8	1 7/8
D0OZ 5255-E	37 1/2	1 7/8
D0OZ 5255-F	37 1/2	1 7/8
D0OZ 5255-G	49 1/4	1 7/8 & 2 1/4
D0OZ 5255-H	49 1/4	1 7/8 & 2 1/4
D0ZZ 5255-A	25 7/16	2 1/8 & Oval
D0ZZ 5255-B	10	2 1/8 & Oval
D0ZZ 5255-E	36 3/8	1 7/8 & 2
D0ZZ 5255-F	21	1 7/8 & 2
D1AZ 5255-A	50 7/8	2 1/4
D1AZ 5255-B	50 7/8	2 1/8 & 2 1/4
★D1AZ 5255-C	51 5/8	1 7/8 & 2
D1TZ 5255-A	38 1/2	2
D1ZZ 5255-A	12 1/2	2 1/8 & 3
D1ZZ 5255-B	12 1/2	2 1/8 & 3
D1ZZ 5255-C	38 7/8	1 7/8
D2OZ 5255-A	32 1/8	2
D2OZ 5255-B	32 1/8	2
D2OZ 5255-C	21	2 & 2 1/4
D2OZ 5255-D	21	2
D2OZ 5255-E	49 3/8	2 & 2 1/4
D2OZ 5255-F	49 3/8	2 & 2 1/4
D2OZ 5255-G	43 1/2	2
D2OZ 5255-H	41 3/4	2
D2OZ 5255-J	41 3/4	2
D3FZ 5255-A	10 1/2	1 3/4
D3FZ 5255-B	12 3/8	1 3/4

HALPERT_AUCTIONS

5D256 MUFFLER -Refer to Group 5230 Cross Reference Chart

5-5257 PIPE - MUFFLER OUTLET -Refer to Group 5255 Cross Reference Chart

5C257 MUFFLER -Refer to Group 5230 Cross Reference Chart

5C258 MUFFLER -Refer to Group 5230 Cross Reference Chart

5260 BRACKET and INSULATOR KIT - MUFFLER OUTLET PIPE

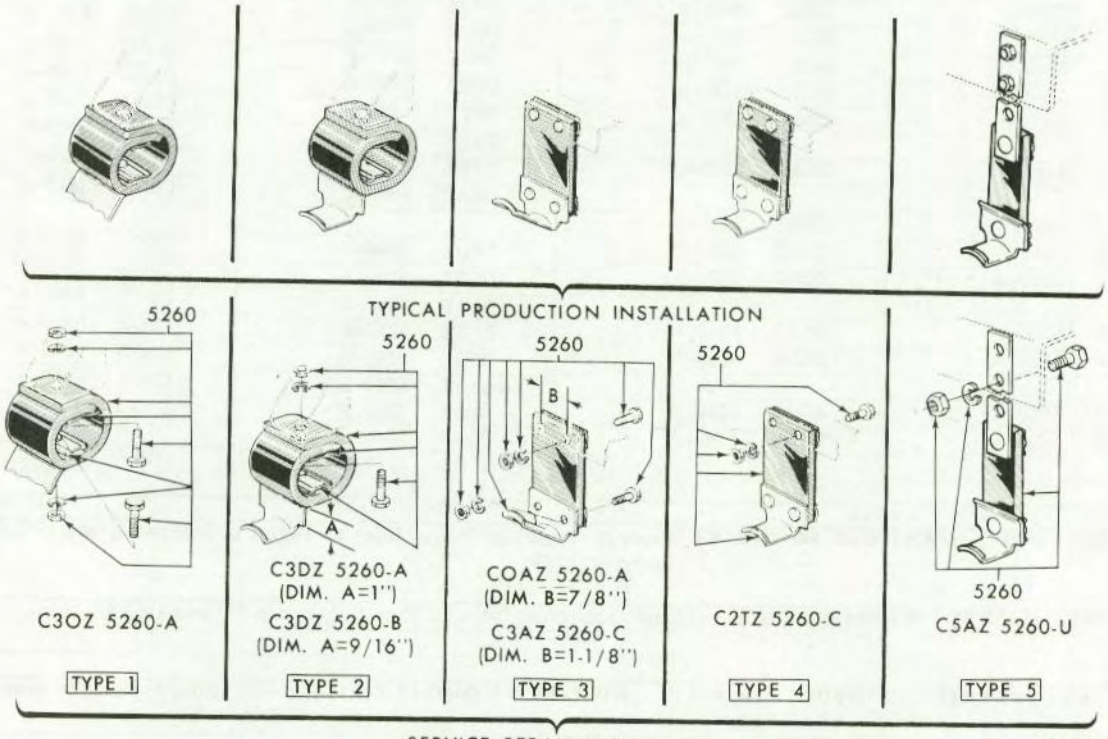

P-5905

YEAR	MODEL	DESCRIPTION	QTY.	PART NUMBER
65/	All	Type 1	AR	C3OZ 5260-A
65/	All	Type 2-Dimension "A"-1"	AR	C3DZ 5260-A
65/	All	Type 2-Dimension "A" - 9/16"	AR	C3DZ 5260-B
65/	All	Type 3-Dimension "B"-29/32"	AR	COAZ 5260-A
65/	All	Type 3-Dimension "B"-1 1/8"	AR	C3AZ 5260-C
65/	All	Type 4	AR	C2TZ 5260-C
65/	All	Type 5	AR	C5AZ 5260-U

5260 BRACKET and INSULATOR KIT - MUFFLER OUTLET PIPE-For Model Application, also refer to Section 52, Page 1.

The following Bracket Assemblies can be repaired with the kit shown.

ORIGINAL HANGER	MAY BE REPAIRED BY	ORIGINAL HANGER	MAY BE REPAIRED BY
C6AZ 5260-K	C3OZ 5260-A	C7AZ 5260-B	C3OZ 5260-A
C6AZ 5260-L	C3OZ 5260-A	C7AZ 5260-D	C3OZ 5260-A
C6DZ 5260-A	C3OZ 5260-A	C7AZ 5260-E	C3OZ 5260-A
C6DZ 5260-C	C3OZ 5260-A	C7AZ 5260-G	COAZ 5260-A
C6DZ 5260-E	C3OZ 5260-A	C7DZ 5260-B	C3OZ 5260-A
C6OZ 5260-B	COAZ 5260-A	C7OZ 5260-B	C3OZ 5260-A
C6TZ 5260-G	C3OZ 5260-A	C7OZ 5260-C	C3OZ 5260-A
C6TZ 5260-H	C3OZ 5260-A	C7OZ 5260-D	C3OZ 5260-A

COPYRIGHT © 1975 — FORD MOTOR COMPANY — DEARBORN, MICHIGAN

HALPERT_AUCTIONS

5260 BRACKET and INSULATOR KIT - MUFFLER OUTLET PIPE - continued -For Model Application, also refer to Section 52, Page 1.

The following Bracket Assemblies can be repaired with the kit shown.

ORIGINAL HANGER	MAY BE REPAIRED BY
C8OZ 5260-A	C3OZ 5260-A
C8OZ 5260-B	C3OZ 5260-A
C8OZ 5260-C	D1AZ 5260-C
C8OZ 5260-D	D1AZ 5260-B
C8OZ 5260-E	D1AZ 5260-B
C8ZZ 5260-B	C3OZ 5260-A
C8ZZ 5260-C	D1AZ 5260-C
C9AZ 5260-A	C0AZ 5260-A
C9OZ 5260-A	D1AZ 5260-C
C9OZ 5260-B	C3OZ 5260-A
C9ZZ 5260-A	D1AZ 5260-C
C9ZZ 5260-B	D1AZ 5260-B
D0AZ 5260-A	C3OZ 5260-A
D0DZ 5260-A	C3OZ 5260-A

ORIGINAL HANGER	MAY BE REPAIRED BY
D0OZ 5260-A	C3OZ 5260-A
D0OZ 5260-B	C3OZ 5260-A
D0OZ 5260-C	C3OZ 5260-A
D0OZ 5260-D	D1AZ 5260-A
D0OZ 5260-E	D1AZ 5260-A
D0VY 5260-B	C0AZ 5260-A
D0ZZ 5260-A	D1AZ 5260-C
D0ZZ 5260-B	D1AZ 5260-C
D0ZZ 5260-C	C3OZ 5260-A
D1DZ 5260-A	C3OZ 5260-A
D1ZZ 5260-A	C3OZ 5260-A
D1ZZ 5260-B	C3OZ 5260-A
D1ZZ 5260-E	C3OZ 5260-A
D2OZ 5260-A	C3OZ 5260-A
★D2OZ 5260-B	C3OZ 5260-A
D2OZ 5260-E	D1AZ 5260-C
D2OZ 5260-G	D1AZ 5260-C
D2OZ 5260-H	

YEAR	MODEL	DESCRIPTION	QTY.	PART NUMBER

5260 BOLT - MANIFOLD TO ENGINE -Refer to Model Application Index on Page 1 of Section 52, see 1965/66 Mustang GT350

5260 GASKET - MANIFOLD -Refer to Model Application Index on Page 1 of Section 52, see 1965/66 Mustang GT 350

5260 BRACKET and INSULATOR ASSY. - MUFFLER OR OUTLET PIPE -Refer to Model Application Index Page 1 of Section 52

5C262 PIPE - MUFFLER OUTLET -Refer to Group 5255 Cross Reference Chart

5263 EXTENSION - MUFFLER OUTLET PIPE -Refer to Group 5255 Cross Reference Chart

5264 ADAPTER - MUFFLER OUTLET PIPE REDUCER - Refer to Model Application Index on page 1 of Section 52, see Mustang GT 350/500 for 1969/70

5A265 PIPE - RESONATOR INLET -Refer to Group 5A289 Cross Reference Chart

5266 BRACKET - MUFFLER OUTLET PIPE CLAMP - Refer to Model Application Index on page 1 of Section 52

5B266 GASKET - RESONATOR INLET PIPE -Refer to Model Application Index on Page 1 of Section 52

5267-8 PIPE - MUFFLER INLET CROSSOVER - Refer to Model Application Index on Page 1 of Section 52
- For cross reference & dimensions, refer to Group 5246, in Section 52

5269 FLANGE - MUFFLER INLET PIPE - Refer to Model Application Index on page 1 of Section 52

5A272 CLAMP MUFFLER TO HANGER -Refer to Model Application Index on Page 1 of Section 52

5277 BRACKET - MUFFLER INLET PIPE -Refer to Model Application Index on Page 1 of Section 52

5277 BRACKET - MUFFLER OUTLET PIPE -Refer to Model Application Index on Page 1 of Section 52

5277 BRACKET - MUFFLER SUPPORT -Refer to Model Application Index on Page 1 of Section 52

5B286 CONNECTOR - MUFFLER INLET PIPE - Refer to Model Application Index on page 1 of Section 52

HALPERT_AUCTIONS

YEAR	MODEL	DESCRIPTION	QTY.	PART NUMBER
	5A289	PIPE - RESONATOR INLET-Also Refer to Group 5A212-3 Cross Reference Chart		
	5A289	RESONATOR - MUFFLER OUTLET PIPE		

CROSS REFERENCE CHART

Also refer to Size Chart below
Use the Chart below to translate the number stamped on the Resonator to a Service Part Number
For model application, refer to Section 52, page 1

STAMPED NO.	PART NO.
C5OA 5212-A	C5OZ 5A289-A
C5ZA 5212-C	C5ZZ 5A289-B
C6AA 5212-A	C6AZ 5A289-A
C6AA 5212-B	C6AZ 5A289-B
C7AA 5212-C	★C7AZ 5A289-A
C7AA 5212-D	C7AZ 5A289-D
C7OA 5212-A	C7OZ 5A289-A
C7SA 5212-D	C7SZ 5A289-B
C8SA 5212-F	C8SZ 5A289-H
ED-C8ZA 5212-B	C8ZZ 5A289-B
C9ZA 5212-F	C9ZZ 5A289-C
D0SA 5212-D	D0SZ 5A289-C
D0ZA 5212-A	C9ZZ 5A289-H
D2AJ 5212-AA	C8SZ 5A289-H
D2OA 5212-AB	D2OZ 5A289-F
D2OA 5212-AC	D2OZ 5A289-F
D2OA 5212-CA	★D2OZ 5A289-D
D2OA 5212-CB	★D2OZ 5A289-D
D2OA 5212-EC	D2OZ 5A289-F
D2OJ 5212-AA	D2OZ 5A289-C
D2OJ 5212-BA	C7OZ 5A289-A
D2ZJ 5212-AA	C9ZZ 5A289-C
D1DJ 5A217-AA	▲D1DZ 5A289-D
D1DJ 5A217-BA	▲D1DZ 5A289-C

STAMPED NO.	PART NO.
D0ZJ 5218-A	D0ZZ 5A289-B
D0ZJ 5A265-A	D0ZZ 5A289-A
C5ZA 5A289-B	C5ZZ 5A289-A
C6AA 5A289-A	C6AZ 5A289-C
C6AA 5A289-B	★C6AZ 5A289-D
C7AA 5A289-C	★C7AZ 5A289-B
C7AA 5A289-D	C7AZ 5A289-C
C7SA 5A289-E	C7SZ 5A289-A
C8SA 5A289-F	C8SZ 5A289-G
C8ZA 5A289-B	C8ZZ 5A289-A
ED-C8ZA 5A289-B	C8ZZ 5A289-A
ED-C8ZA 5A289-C	C8ZZ 5A289-C
C9ZA 5A289-F	C9ZZ 5A289-B
D0SA 5A289-D	D0SZ 5A289-D
D0ZA 5A289-A	C9ZZ 5A289-G
D2AJ 5A289-AA	C8SZ 5A289-G
D2LA 5A289-AA	D2LY 5A289-A
D2LA 5A289-AB	D2LY 5A289-A
D2SA 5A289-AA	D2SZ 5A289-A
D2SA 5A289-AB	D2SZ 5A289-A
D2SA 5A289-BA	D2SZ 5A289-B
D2SA 5A289-BC	D2SZ 5A289-B
D2SA 5A289-BD	D2SZ 5A289-C
D2ZJ 5A289-AA	C9ZZ 5A289-B

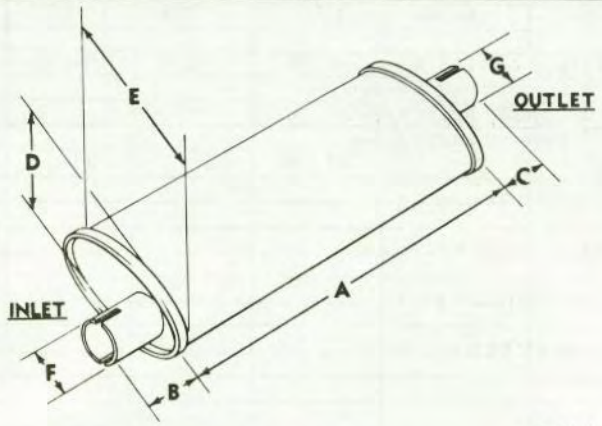

P-2912

SIZE CHART

Also refer to Cross Reference Chart above. For model application, refer to Section 52, page 1.

PART NUMBER	A (INCHES)	B (INCHES)	C (INCHES)	D (INCHES)	E (INCHES)	F (INCHES)	G (INCHES)
C5OZ 5A289-A	18 1/8	2 1/8	5 1/8	5 1/8	5 1/8	2	2
C5ZZ 5A289-A	14 7/8	21 5/8	3 3/8	2 7/8	2 7/8	2	2
C5ZZ 5A289-B	14 7/8	21 5/8	3 3/8	2 7/8	2 7/8	2	2
C6AZ 5A289-A	22 1/2	23 3/4	5 3/8	3 1/2	3 1/2	2	2
C6AZ 5A289-B	22 1/2	23 3/4	5 3/8	3 1/2	3 1/2	2	2

▲ Intermediate pipe front

COPYRIGHT © 1975 — FORD MOTOR COMPANY — DEARBORN, MICHIGAN
FINAL ISSUE

HALPERT_AUCTIONS

5A289 RESONATOR - MUFFLER OUTLET PIPE - continued

SIZE CHART - continued

Also refer to Cross Reference Chart on page 27. For model application, refer to Section 52, page 1.

PART NUMBER		A (INCHES)	B (INCHES)	C (INCHES)	D (INCHES)	E (INCHES)	F (INCHES)	G (INCHES)
C6AZ	5A289-C	22 1/2	23 3/4	5 3/8	3 1/2	3 1/2	2	2
★ C6AZ	5A289-D	22 1/2	23 3/4	5 3/8	3 1/2	3 1/2	2	2
★ C7AZ	5A289-A	22 1/2	24 1/4	5 5/8	3 1/2	3 1/2	2	2
★ C7AZ	5A289-B	22 1/2	24 1/4	5 5/8	3 1/2	3 1/2	2	2
C7AZ	5A289-C	22 1/2	22 3/8	4 7/8	3 1/2	3 1/2	2	2
C7AZ	5A289-D	22 1/2	23 3/4	3 1/2	3 1/2	3 1/2	2	2
C7OZ	5A289-A	22	2	2	6	6	1 3/4	1 3/4
C7SZ	5A289-A	17	2	22 1/4	3 1/4	7 3/4	2	2
C7SZ	5A289-B	17	2	22 3/8	3 1/4	3 1/4	2	2
C8SZ	5A289-G	20	10 3/8	3 7/8	6	6	2	2
C8SZ	5A289-H	20	9 7/8	3 7/8	6	6	2	2
C8ZZ	5A289-A	24 1/2	29	17 3/4	3 1/2	3 1/2	2 1/4	2 1/4
C8ZZ	5A289-B	24 1/2	29	17 3/4	3 1/2	3 1/2	2 1/4	2 1/4
C8ZZ	5A289-C	24 1/2	29	17 3/4	3 1/2	3 1/2	2 1/4	2 1/4
C9ZZ	5A289-B	22 1/2	28 3/4	19 3/4	3 5/8	3 5/8	2 1/8	2 1/8
C9ZZ	5A289-C	22 1/2	28 3/4	19 3/4	3 5/8	3 5/8	2 1/8	2
C9ZZ	5A289-G	24 1/2	29	17 3/4	3 1/2	3 1/2	2 1/4	2 1/8
C9ZZ	5A289-H	24 1/2	29	19 3/8	3 1/2	3 1/2	2 1/4	2 1/8
D0SZ	5A289-C	20	9 7/8	4	6	6	1 3/4	2
D0SZ	5A289-D	20	9 3/8	4	6	6	1 3/4	2
D0ZZ	5A289-A	22 5/8	29	19 3/4	3 1/2	3 1/2	2	2
D0ZZ	5A289-B	22 5/8	29	19 3/4	3 1/2	3 1/2	2	2
▲ D1DZ	5A289-C	10 1/8	43 1/2	1 3/4	7 7/8	7 7/8	2	1 3/4
▲ D1DZ	5A289-D	10 1/8	36 5/8	1 3/4	7 7/8	7 7/8	2	1 3/4
★ D2LY	5A289-A	20 1/8	11 1/8	4 3/4	7 1/8	7 1/8	2 1/4	2 1/2
D2OZ	5A289-C	51 3/4 overall length A-B-C					2	2 1/4
★ D2OZ	5A289-D	42 3/4 overall length A-B-C					2	2
★ D2OZ	5A289-E	42 3/4 overall length A-B-C					2 1/4	2 1/4
D2OZ	5A289-F	18	2	21 1/8	5	5	2 1/4	2 1/4
D2SZ	5A289-A						2 1/4	2 1/4
D2SZ	5A289-B						2 1/4	2 1/2
D2SZ	5A289-C						2 1/4	2 1/4

YEAR	MODEL	DESCRIPTION	QTY.	PART NUMBER
5291	**BRACKET - MUFFLER INLET PIPE TO ENGINE BLOCK** -Refer to Model Application Index on page 1 of Section 52			
5C299	**MOULDING - MUFFLER OUTLET PIPE OPENING** -Refer to Model Application Index on Page 1 of Section 52			

▲ Intermediate pipe front

HALPERT_AUCTIONS

EXHAUST PARTS MODEL INDEX

How to use this index -

1. Find the car model desired.
2. Find the line which lists the engine displacement needed.
3. Select the correct page, and turn to that page.

Explanation of picture - text catalog sheets -

In sections 52.65 through 52.72, the complete present service system is shown at the top of the page, with an illustration and a complete bill of materials. If a second illustration appears below, that is the service system before simplification. In the lower system (before simplification), parts which are changed are shown by dotted lines, and the part numbers are shown in the table. Parts shown in black are parts which are unchanged and shown above in the upper illustration.

For stamped number cross-reference information and for size information, refer to Section 52, page 1.

1965

CYL.	C.I.D.	MODEL	TYPE ▲	SECTION	PAGE	ILLUS. NO. ♦
A (FORD)						
6	240-1B	Exc.71	S	52.65	2	EF 77
		71	S	52.65	3	EF 76
8	289-4B	Exc.71	S	52.65	4	EF 78
		71	S	52.65	5	EF 79
	352-2B	Exc.71 (Canada only)	S	52.65	6	EF 106
		71 (Canada only)	S	52.65	7	EF 107
	352-4B	Exc.71	D	52.65	8	EF 80
		71	D	52.65	9	EF 81
	390-4B	Exc.71, P/C	D	52.65	8	EF 80
		71	D	52.65	9	EF 81
		P/C-"Before 4/15/65"	D	52.65	10	EF 82
		-"From 4/15/65"	D	52.65	11	EF 83
	427-8B		D	52.65	12	EF 84
B (FAIRLANE)						
6	200-1B	Exc.71	S	52.65	13	EC 55
		71	S	52.65	14	EC 57
8	289-2B	Exc.71	S	52.65	15	EC 56
		71	S	52.65	16	EC 58
	289-4B	Special	D	52.65	17	EC 59
		Premium fuel	D	52.65	18	EC 60
F (MUSTANG) - INCLUDES SHELBY						
6	170-1B		S	52.65	19	EA 22
	200-1B		S	52.65	19	EA 22
8	260-2B	Regular fuel	S	52.65	20	EA 21
		With dual exhaust kit	D	52.65	21	EA 27
	289-2B	Regular fuel	S	52.65	20	EA 21
		With dual exhaust kit	D	52.65	21	EA 27
	289-4B	Premium fuel	S	52.65	20	EA 21
		GT	D	52.65	21	EA 27
		Spec.-"Before 10/15/64"- transverse muffler	D	52.65	22	EA 28
		-" Before 10/15/64" - inline muffler	D	52.65	23	EA 45
		-"From 10/15/64"	D	52.65	21	EA 27
		Shelby-"Before 10/15/64"	D	52.65	22	EA 28
		-"From 10/15/64"	D	52.65	21	EA 27
S (THUNDERBIRD)						
8	390-4B		D	52.65	24	EH 1
X (FALCON)						
6	170-1B	54,62,63,76	S	52.65	25	EE 1
		59,66,71,78	S	52.65	26	EE 3
	200-1B	54,62,63,76	S	52.65	25	EE 1
		59,66,71,78	S	52.65	26	EE 3
8	289-2B	54,62,63,76	S	52.65	27	EE 5
		59,66,71,78	S	52.65	28	EE 4
	289-4B	54,62,63,76	S	52.65	27	EE 5
		59,66,71,78	S	52.65	28	EE 4

♦ For control purposes only ▲ S - Single D - Dual

COPYRIGHT © 1975 — FORD MOTOR COMPANY — DEARBORN, MICHIGAN

HALPERT_AUCTIONS

1965 FORD 6 CYL 240-1B SEDAN, HARDTOP, & CONVERTIBLE

CONSOLIDATED SERVICE REPLACEMENT (REPLACES ORIGINAL SERVICE SYSTEM BELOW)

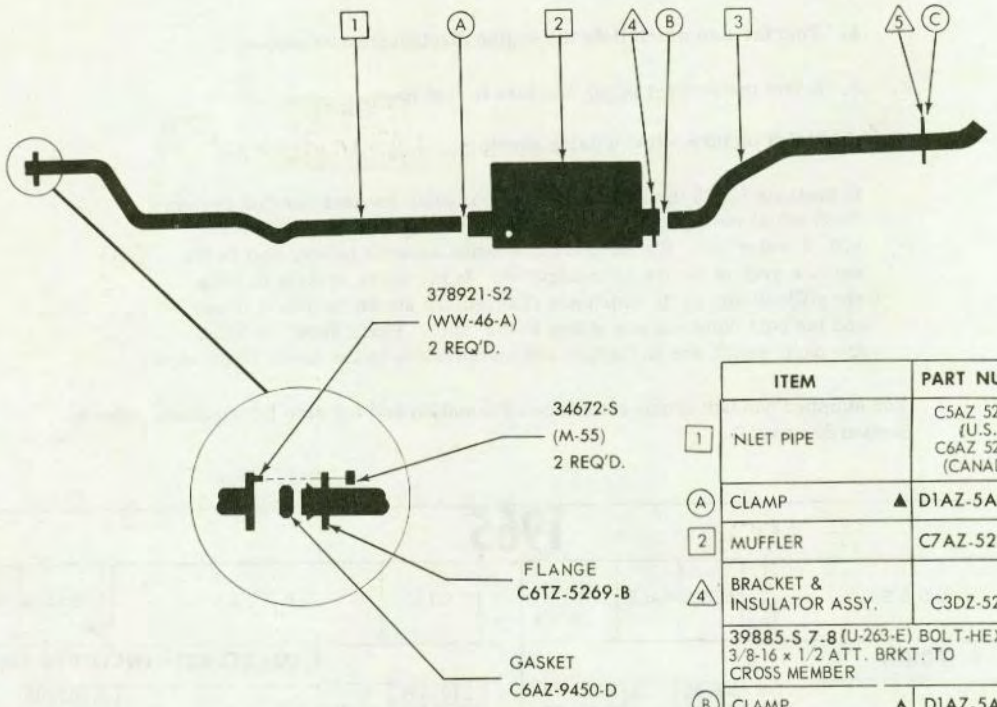

	ITEM	PART NUMBER
1	INLET PIPE	C5AZ 5246-B (U.S.) C6AZ 5246-J (CANADA)
A	CLAMP ▲	D1AZ-5A231-C
2	MUFFLER	C7AZ-5230 -AH
4	BRACKET & INSULATOR ASSY.	C3DZ-5260-B
	39885-S 7-8 (U-263-E) BOLT-HEX. HD. 3/8-16 x 1/2 ATT. BRKT. TO CROSS MEMBER	
B	CLAMP ▲	D1AZ-5A231-C
3	OUTLET PIPE	C5AZ-5255-T
	BRACKET & INSULATOR ASSY.	C5AZ-5260-A
5	378836-S (UU-39-J) BOLT-HEX. HD. NO.20-9 x 1-1/2 ATT. BRKT. TO FRAME	
C	CLAMP ▲	D1AZ-5A231-C

Original equipment muffler and outlet pipe are a welded assembly. To service this assembly you must replace it with both parts (muffler and outlet pipe) used together.

ORIGINAL SERVICE SYSTEM (REPLACED BY CONSOLIDATED SYSTEM ABOVE)

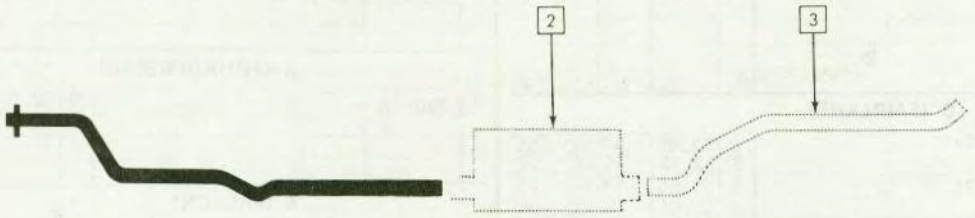

	ITEM	PART NO.
2	MUFFLER	★ C5AZ-5230-E
3	OUTLET PIPE	★ C5AZ-5255-D

E-F-77

▲ Use D1AZ 5A231-C in U.S. only; use C000 5253-E in Canada

1965 FORD—6 CYL. 240-1B STATION WAGON

CONSOLIDATED SERVICE REPLACEMENT (REPLACES ORIGINAL SERVICE SYSTEM BELOW)

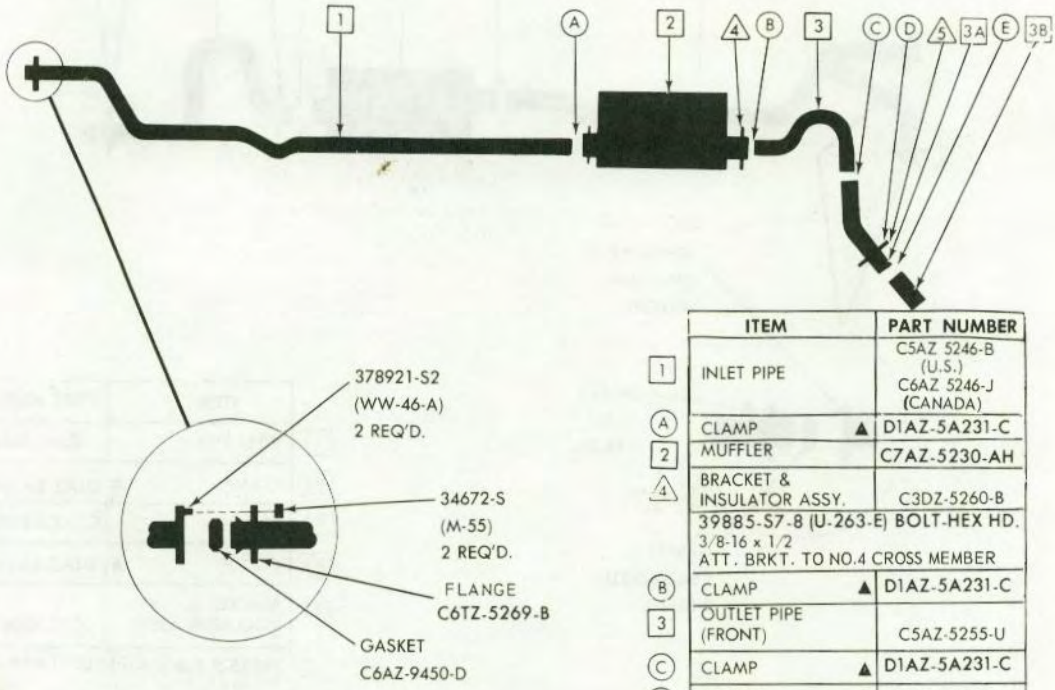

	ITEM	PART NUMBER
1	INLET PIPE	C5AZ 5246-B (U.S.) C6AZ 5246-J (CANADA)
A	CLAMP ▲	D1AZ-5A231-C
2	MUFFLER	C7AZ-5230-AH
4	BRACKET & INSULATOR ASSY.	C3DZ-5260-B
	39885-S7-8 (U-263-E) BOLT-HEX HD. 3/8-16 x 1/2 ATT. BRKT. TO NO.4 CROSS MEMBER	
B	CLAMP ▲	D1AZ-5A231-C
3	OUTLET PIPE (FRONT)	C5AZ-5255-U
C	CLAMP ▲	D1AZ-5A231-C
D	CLAMP ▲	D1AZ-5A231-C
5	BRACKET & INSULATOR ASSY.	C5AZ-5260-E
	39885-S7-8 (U-263-E) BOLT-HEX HD. 3/8-16 x 1/2 ATT. BRKT. TO NO.5 CROSS MEMBER	
3A	OUTLET PIPE (REAR)	C5AZ-5255-M
E	CLAMP ▲	D1AZ-5A231-C
3B	EXTENSION	C5AZ-5255-N

Consolidated muffler and outlet pipe must be used together as a matched pair. They will not mate with original service components.

ORIGINAL SERVICE SYSTEM (REPLACED BY CONSOLIDATED SYSTEM ABOVE)

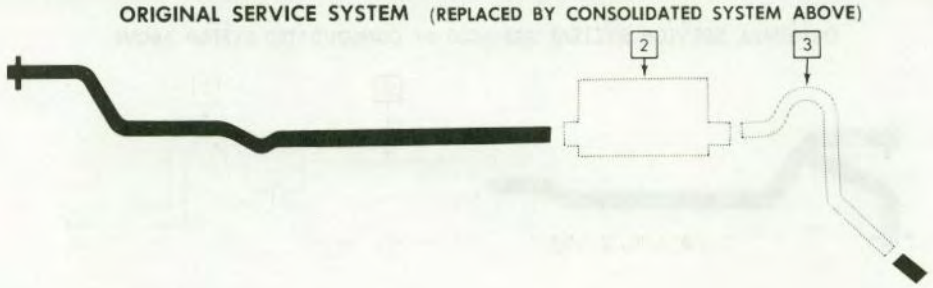

	ITEM	PART NUMBER
2	MUFFLER	★ C5AZ-5230-E
3	OUTLET PIPE	★ C5AZ-5255-E

E-F-76

▲ Use D1AZ 5A231-C in U.S. only; use C000 5253-E in Canada

COPYRIGHT © 1975 — FORD MOTOR COMPANY — DEARBORN, MICHIGAN

1965 FORD—8 CYL. 289-2B SEDAN, HARDTOP, & CONVERTIBLE

CONSOLIDATED SERVICE REPLACEMENT (REPLACES ORIGINAL SERVICE SYSTEM BELOW)

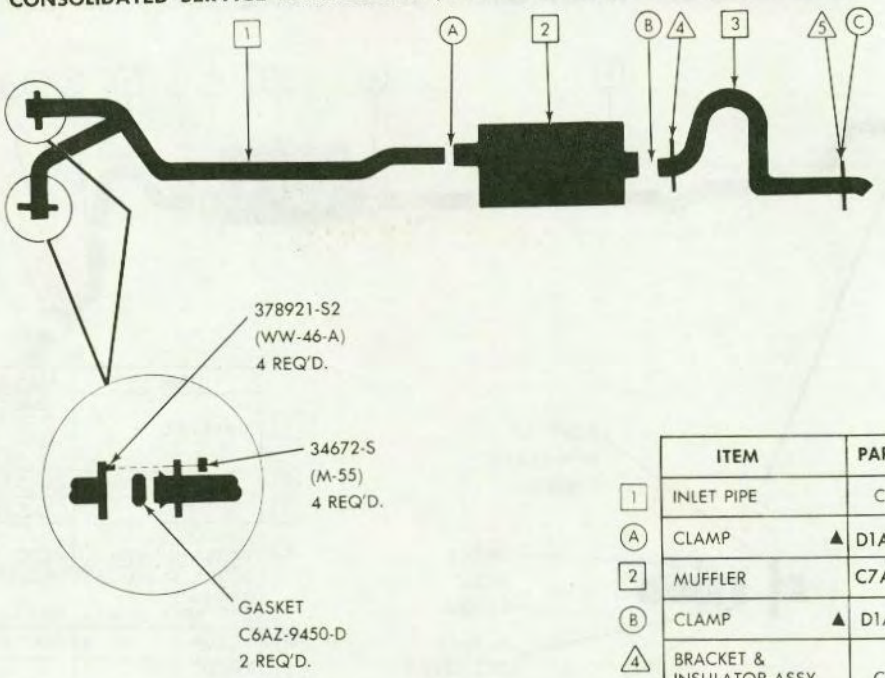

	ITEM	PART NUMBER
1	INLET PIPE	C5AZ-5246-F
A	CLAMP ▲	D1AZ-5A231-C
2	MUFFLER	C7AZ-5230-AH
B	CLAMP ▲	D1AZ-5A231-C
4	BRACKET & INSULATOR ASSY.	C3DZ-5260-B
	39885-S 7-8 (U-263-E) BOLT-HEX.HD. 3/8-16 x 1/2 ATT. BRKT. TO CROSS MEMBER	
3	OUTLET PIPE	C5AZ-5255-S
5	BRACKET ASSY.	C5AZ-5260-D
	39885-S 7-8 (U-263-E) BOLT-HEX. HD. 3/8-16 x 1/2 ATT. BRKT. TO FRAME	
C	CLAMP ▲	D1AZ-5A231-C

Consolidated muffler and outlet pipe must be used together as a matched pair. They will not mate with original service components.

ORIGINAL SERVICE SYSTEM (REPLACED BY CONSOLIDATED SYSTEM ABOVE

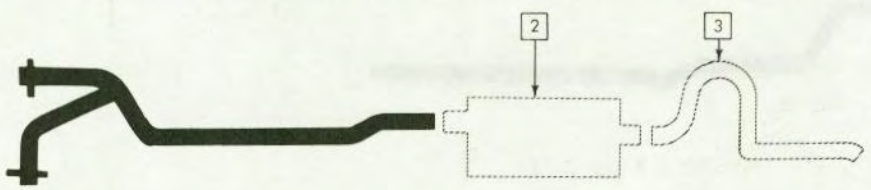

	ITEM	PART NO.
2	MUFFLER	★C5AZ-5230-F
3	OUTLET PIPE	★C5AZ-5255-C

E-F-78

▲ Use D1AZ 5A231-C in U.S. only; use C000 5253-E in Canada

1965 FORD—8 CYL. 289-2B STATION WAGON

CONSOLIDATED SERVICE REPLACEMENT (REPLACES ORIGINAL SERVICE SYSTEM BELOW)

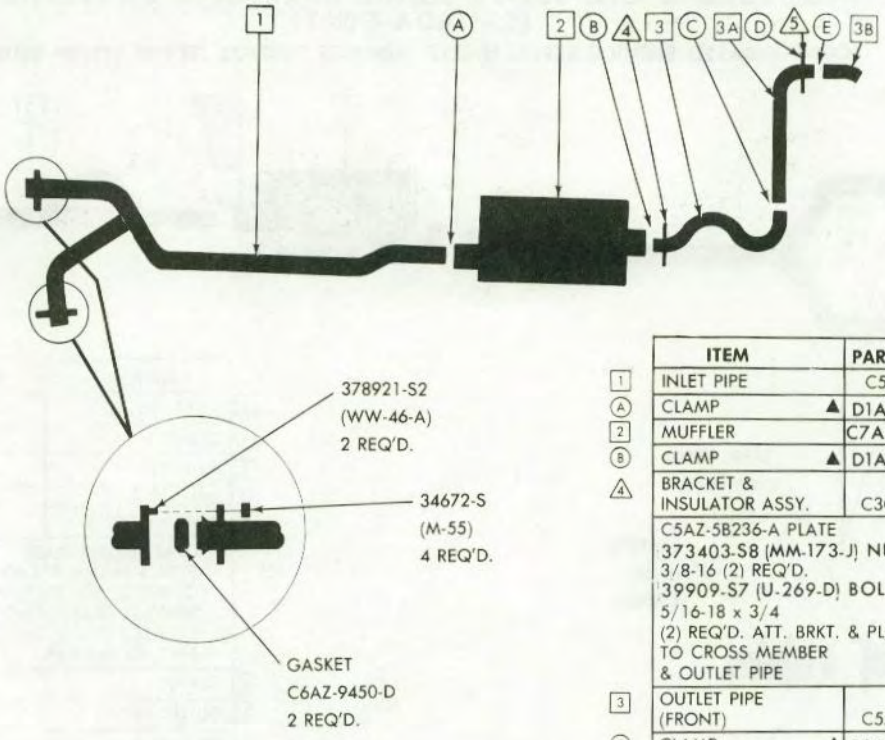

	ITEM	PART NUMBER
1	INLET PIPE	C5AZ-5246-F
A	CLAMP ▲	D1AZ-5A231-C
2	MUFFLER	C7AZ-5230-AH
B	CLAMP ▲	D1AZ-5A231-C
4	BRACKET & INSULATOR ASSY.	C3OZ-5260-A
	C5AZ-5B236-A PLATE 373403-S8 (MM-173-J) NUT-HEX 3/8-16 (2) REQ'D. 39909-S7 (U-269-D) BOLT-HEX HD. 5/16-18 x 3/4 (2) REQ'D. ATT. BRKT. & PLATE TO CROSS MEMBER & OUTLET PIPE	
3	OUTLET PIPE (FRONT)	C5AZ-5255-R
C	CLAMP ▲	D1AZ-5A231-C
3A	OUTLET PIPE (REAR)	C5AZ-5255-M
D	CLAMP ▲	D1AZ-5A231-C
5	BRACKET & INSULATOR ASSY.	C3DZ-5260-B
	39885-S7-8 (U-263-E) BOLT-HEX HD 3/8-16 x 1/2 ATT. BRKT. TO FRAME	
E	CLAMP ▲	D1AZ-5A231-C
3B	EXTENSION	C5AZ-5255-N

ORIGINAL SERVICE SYSTEM (REPLACED BY CONSOLIDATED SYSTEM ABOVE)

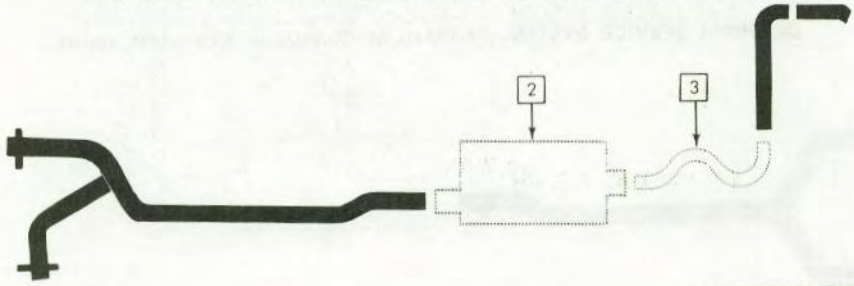

	ITEM	PART NUMBER
2	MUFFLER	★ C5AZ-5230-L
3	OUTLET PIPE	★ C5AZ-5255-K

E-F-79

▲ Use D1AZ 5A231-C in U.S. only; use C000 5253-E in Canada

COPYRIGHT © 1975 — FORD MOTOR COMPANY — DEARBORN, MICHIGAN

1965 FORD—8 CYL. 352-2B SEDAN, HARDTOP & CONVERTIBLE (CANADA ONLY)

CONSOLIDATED SERVICE REPLACEMENT (REPLACES ORIGINAL SERVICE SYSTEM BELOW)

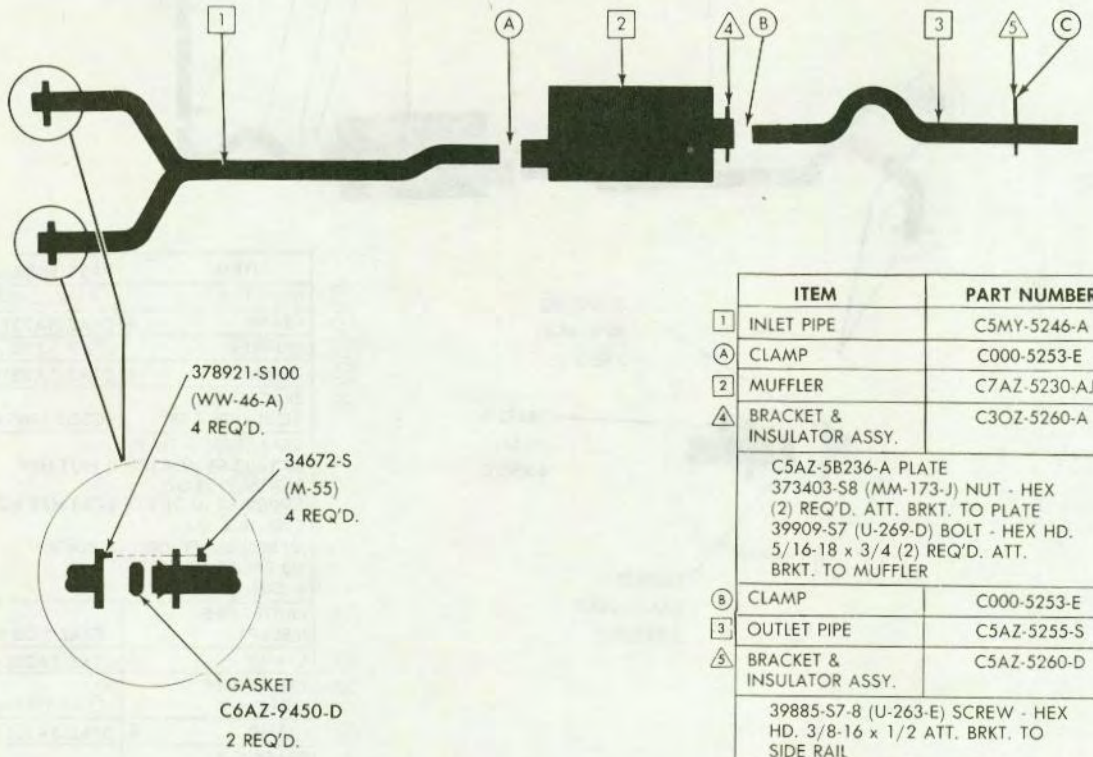

	ITEM	PART NUMBER
1	INLET PIPE	C5MY-5246-A
A	CLAMP	C000-5253-E
2	MUFFLER	C7AZ-5230-AJ
4	BRACKET & INSULATOR ASSY.	C3OZ-5260-A
	C5AZ-5B236-A PLATE 373403-S8 (MM-173-J) NUT - HEX (2) REQ'D. ATT. BRKT. TO PLATE 39909-S7 (U-269-D) BOLT - HEX HD. 5/16-18 x 3/4 (2) REQ'D. ATT. BRKT. TO MUFFLER	
B	CLAMP	C000-5253-E
3	OUTLET PIPE	C5AZ-5255-S
5	BRACKET & INSULATOR ASSY.	C5AZ-5260-D
	39885-S7-8 (U-263-E) SCREW - HEX HD. 3/8-16 x 1/2 ATT. BRKT. TO SIDE RAIL	
C	CLAMP	C000-5253-E

Consolidated muffler and outlet pipe must be used together as a matched pair. They will not mate with original service components.

ORIGINAL SERVICE SYSTEM (REPLACED BY CONSOLIDATED SYSTEM ABOVE)

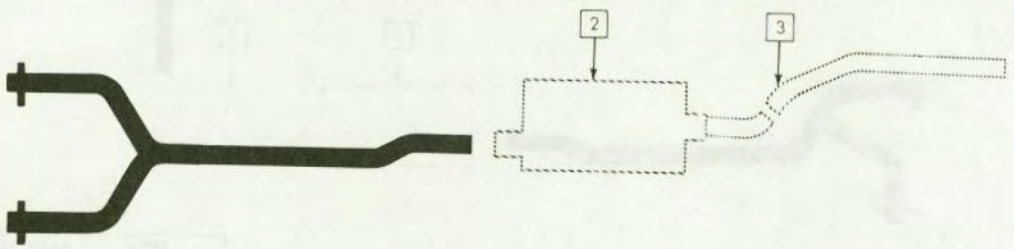

	ITEM	PART NUMBER
2	MUFFLER	★CC5AA-5230-D
3	OUTLET PIPE	★C5AZ-5255-J

HALPERT_AUCTIONS

1965 FORD—8 CYL. 352-2B STATION WAGON (CANADA ONLY)

CONSOLIDATED SERVICE REPLACEMENT

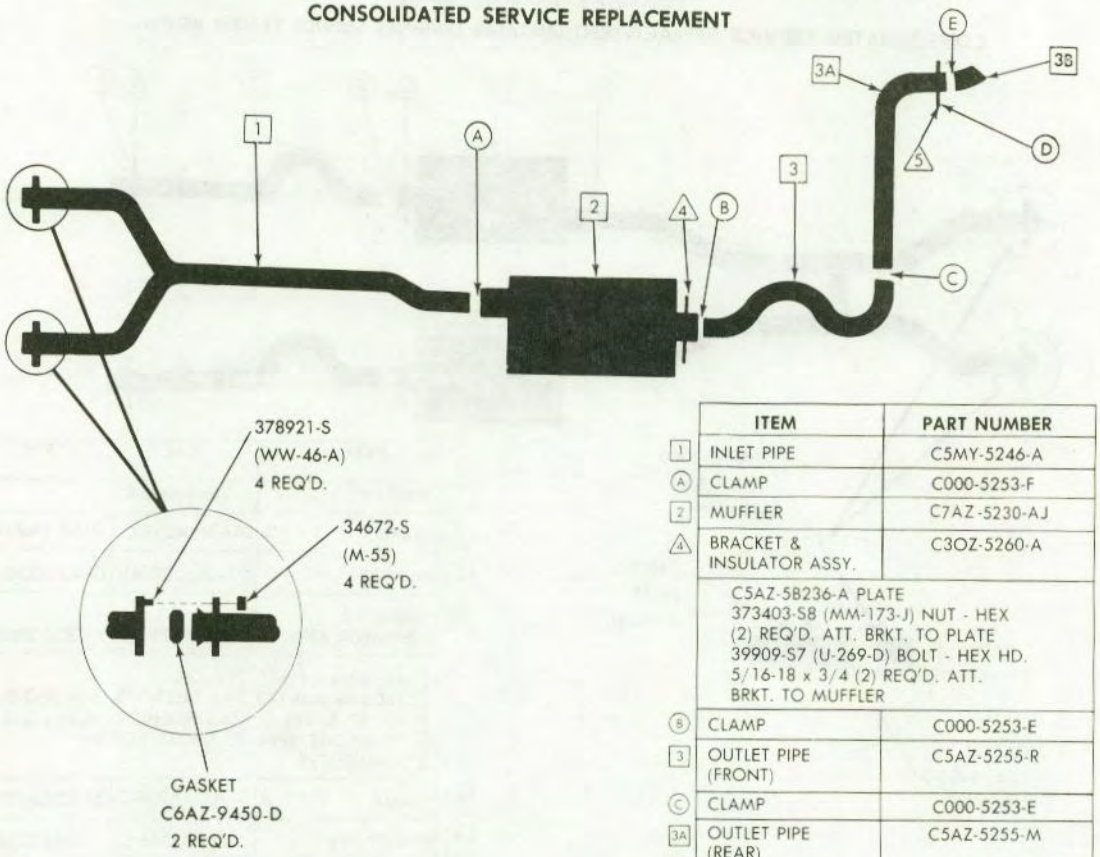

	ITEM	PART NUMBER
1	INLET PIPE	C5MY-5246-A
A	CLAMP	C000-5253-F
2	MUFFLER	C7AZ-5230-AJ
4	BRACKET & INSULATOR ASSY.	C3OZ-5260-A
	C5AZ-5B236-A PLATE 373403-S8 (MM-173-J) NUT - HEX (2) REQ'D. ATT. BRKT. TO PLATE 39909-S7 (U-269-D) BOLT - HEX HD. 5/16-18 x 3/4 (2) REQ'D. ATT. BRKT. TO MUFFLER	
5	CLAMP	C000-5253-E
3	OUTLET PIPE (FRONT)	C5AZ-5255-R
C	CLAMP	C000-5253-E
3A	OUTLET PIPE (REAR)	C5AZ-5255-M
	CLAMP	C000-5253-E
4	BRACKET & INSULATOR ASSY.	C3OZ-5260-A
D	CLAMP	C000-5253-E
E	CLAMP	C000-5253-E
3B	EXTENSION	C5AZ-5255-N

Consolidated muffler and outlet pipe must be used together as a matched pair. They will not mate with original service components.

E-F-107

▲ D1AZ 5A231-C in U.S. only; use C000 5253-E in Canada

COPYRIGHT © 1975 — FORD MOTOR COMPANY — DEARBORN, MICHIGAN

HALPERT_AUCTIONS

1965 FORD—8 CYL. 352-4B & 390-4B SEDAN, HARDTOP & CONVERTIBLE (EXCEPT POLICE CAR)

CONSOLIDATED SERVICE REPLACEMENT (REPLACES ORIGINAL SERVICE SYSTEM BELOW)

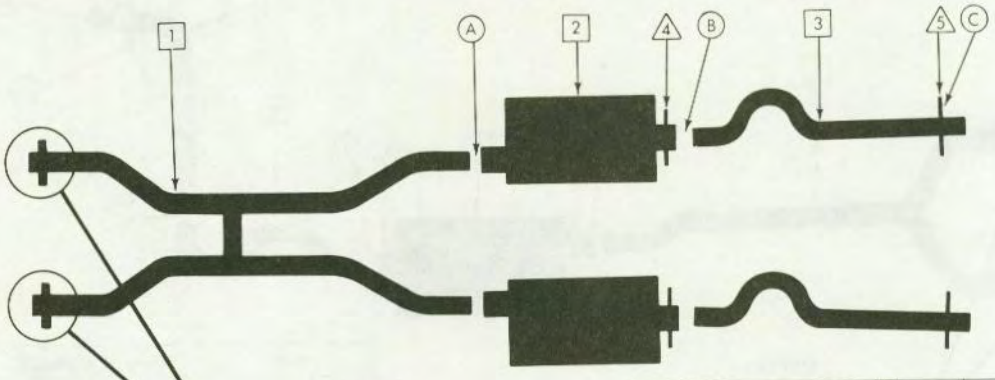

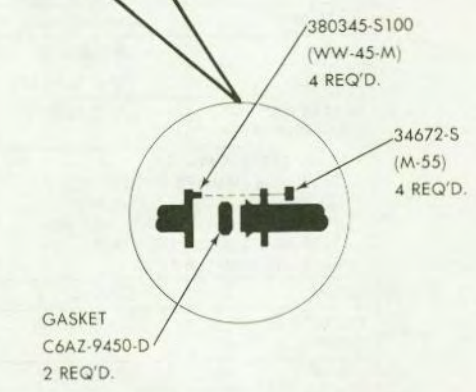

	ITEM	L.H.	R.H.
1	INLET PIPE	C5AZ-5246-E	
A	CLAMP ▲	D1AZ-5A231-C	D1AZ-5A231-C
2	MUFFLER	C7AZ-5230-AH	C7AZ-5230-AH
4	BRACKET & INSULATOR ASSY.	C3OZ-5260-A	C3OZ-5260-A
	C5AZ-5B236-A PLATE (2) REQ'D. 373403-S8 (MM-173-J) NUT-HEX 3/8-16 (4) REQ'D. 39909-S7 (U-269-D) BOLT-HEX HD. 5/16-18 x 3/4 (4) REQ'D. ATT. BRKT. TO CROSS MEMBER & TO MUFFLERS		
B	CLAMP ▲	D1AZ-5A231-C	D1AZ-5A231-C
3	OUTLET PIPE	C5AZ-5255-S	C5AZ-5255-T
5	BRACKET & INSULATOR ASSY.	C5AZ-5260-E	C3DZ-5260-B
	39885-S8 (U-263-E) BOLT-HEX HD. 3/8-16 x 1/2 (2) REQ'D. ATT. BRKT. TO FRAME		
C	CLAMP ▲	D1AZ-5A231-C	D1AZ-5A231-C

Consolidated muffler and outlet pipe must be used together as a matched pair. They will not mate with original service components.

ORIGINAL SERVICE SYSTEM (REPLACED BY CONSOLIDATED SYSTEM ABOVE)

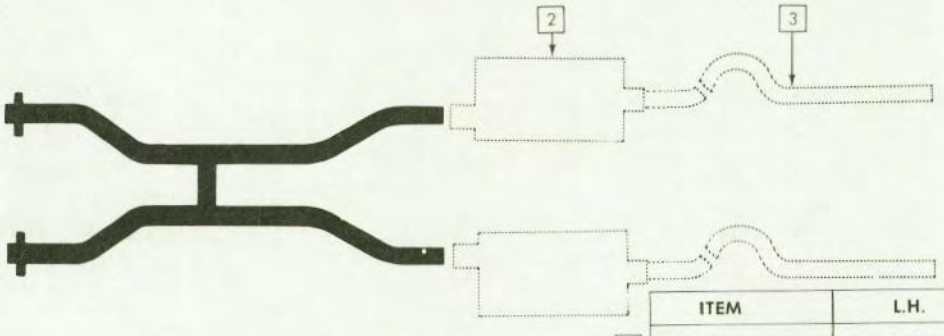

	ITEM	L.H.	R.H.
2	MUFFLER	*C5AZ-5230-H	*C5AZ-5230-G
3	OUTLET PIPE	*C5AZ-5255-J	*C5AZ-5255-H

E-F-80

▲ Use D1AZ 5A231-C in U.S. only; use C000 5253-E in Canada

HALPERT_AUCTIONS

1965 FORD—8 CYL. 352-4B & 390-4B STATION WAGON

CONSOLIDATED SERVICE REPLACEMENT (REPLACES ORIGINAL SERVICE SYSTEM BELOW)

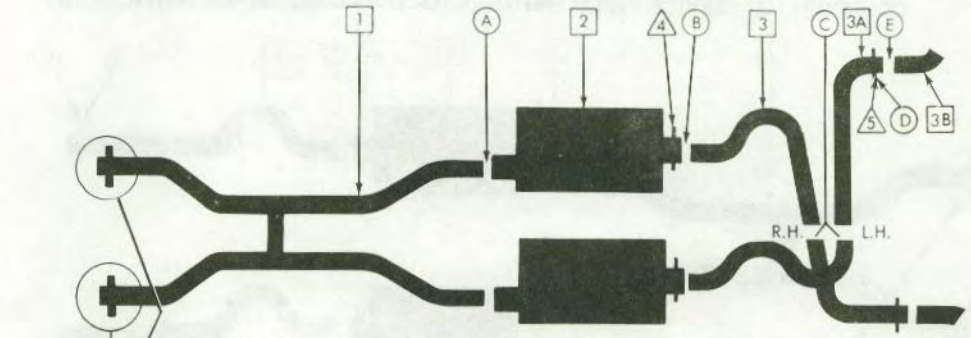

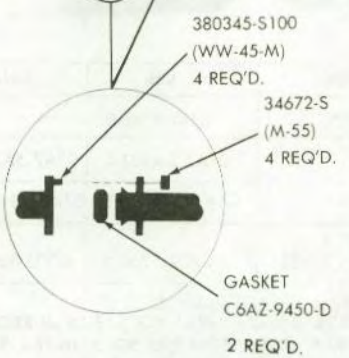

	ITEM	L.H.	R.H.
1	INLET PIPE	C5AZ-5246-E	
A	CLAMP ▲	D1AZ-5A231-C	D1AZ-5A231-C
2	MUFFLER	C7AZ-5230-AH	C7AZ-5230-AH
4	BRACKET & INSULATOR ASSY.	C3OZ-5260-A	C3OZ-5260-A
	C5AZ-5B236-A PLATE (2) REQ'D. 373403-S8 (MM-173-J) NUT-HEX 3/8-16 (4) REQ'D. 39909-S7 (U-269-D) BOLT-HEX HD. 5/16-18 x 3/4 (4) REQ'D. ATT. BRKT. TO MUFFLERS & TO CROSS MEMBER		
B	CLAMP ▲	D1AZ-5A231-C	D1AZ-5A231-C
3	OUTLET PIPE (FRONT)	C5AZ-5255-R	C5AZ-5255-U
C	CLAMP ▲	C5AZ-5A231-A	D1AZ-5A231-C
3A	OUTLET PIPE (REAR)	C5AZ-5255-M	C5AZ-5255-F
5	BRACKET & INSULATOR ASSY.	C5AZ-5260-E	C3DZ-5260-B
	39885-S8 (U-263-E) BOLT-HEX HD. 3/8-16 x 1/2 (2) REQ'D. ATT. BRKT. TO FRAME		
D	CLAMP ▲	D1AZ-5A231-C	D1AZ-5A231-C
E	CLAMP ▲	D1AZ-5A231-C	D1AZ-5A231-C
3B	EXTENSION	C5AZ-5255-N	C5AZ-5255-N

Original equipment muffler and outlet pipe are a welded assembly. To service this assembly you must replace it with both parts (muffler and outlet pipe) used together.

Consolidated muffler and outlet pipe must be used together as a matched pair. They will not mate with original service components.

ORIGINAL SERVICE SYSTEM (REPLACED BY CONSOLIDATED SYSTEM ABOVE)

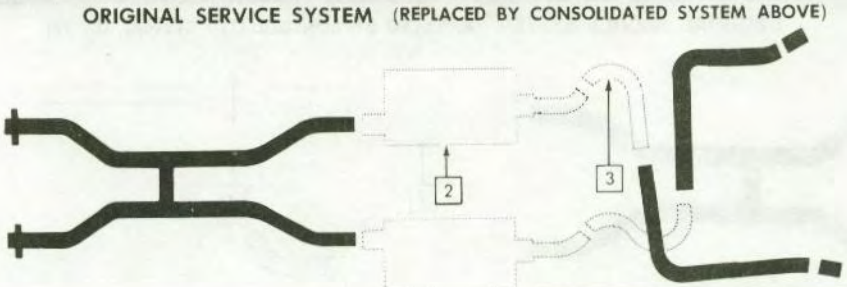

	ITEM	L.H.	R.H.
2	MUFFLER	★C5AZ-5230-H	★C5AZ-5230-G
3	OUTLET PIPE (FRONT)	★C5AZ-5255-K	★C5AZ-5255-L

E-F-81

▲ Use D1AZ 5A231-C in U.S. only; use C000 5253-E in Canada

COPYRIGHT © 1975 — FORD MOTOR COMPANY — DEARBORN, MICHIGAN

HALPERT_AUCTIONS

1965 FORD—8 CYL 390-4B SEDAN, HARDTOP & CONVERTIBLE (POLICE CAR ONLY) (BEFORE 4-15-65) (U.S. ONLY)

CONSOLIDATED SERVICE REPLACEMENT (REPLACES ORIGINAL SERVICE SYSTEM BELOW)

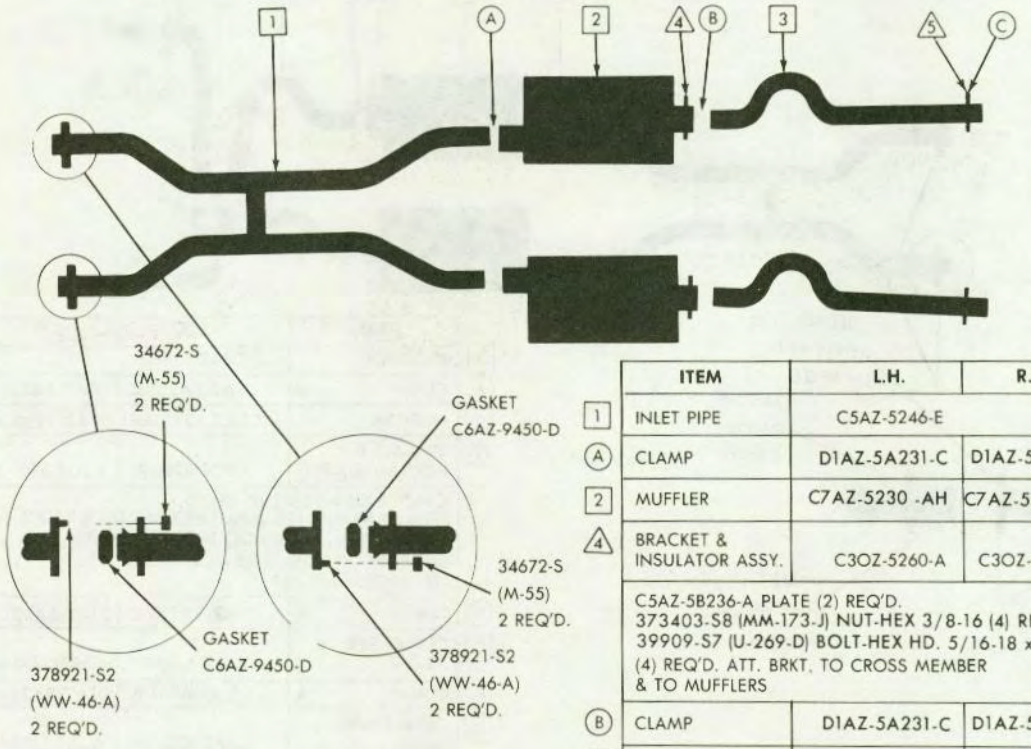

	ITEM	L.H.	R.H.
1	INLET PIPE	C5AZ-5246-E	
A	CLAMP	D1AZ-5A231-C	D1AZ-5A231-C
2	MUFFLER	C7AZ-5230 -AH	C7AZ-5230 -AH
4	BRACKET & INSULATOR ASSY.	C3OZ-5260-A	C3OZ-5260-A
	C5AZ-5B236-A PLATE (2) REQ'D. 373403-S8 (MM-173-J) NUT-HEX 3/8-16 (4) REQ'D. 39909-S7 (U-269-D) BOLT-HEX HD. 5/16-18 x 3/4 (4) REQ'D. ATT. BRKT. TO CROSS MEMBER & TO MUFFLERS		
B	CLAMP	D1AZ-5A231-C	D1AZ-5A231-C
3	OUTLET PIPE	C5AZ-5255-S	C5AZ-5255-T
5	BRACKET & INSULATOR ASSY.	C5AZ-5260-D	C5AZ-5260-A
	39885-S8 (U-263-E) BOLT-HEX HD. 3/8-16 x 1/2 (2) REQ'D. ATT. BRKT. TO FRAME		
C	CLAMP	D1AZ-5A231-C	D1AZ-5A231-C

Original equipment muffler and outlet pipe are a welded assembly. To service this assembly you must replace it with both parts (muffler and outlet pipe) used together.

Consolidated muffler and outlet pipe must be used together as a matched pair. They will not mate with original service components.

ORIGINAL SERVICE SYSTEM (REPLACED BY CONSOLIDATED SYSTEM ABOVE)

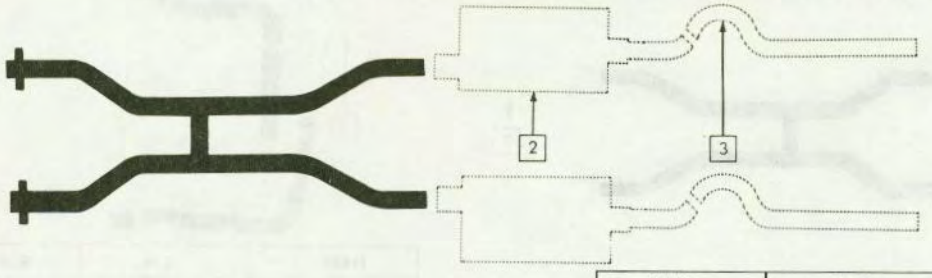

	ITEM	L.H.	R.H.
2	MUFFLER	★C5AZ-5230-H	★C5AZ-5230-G
3	OUTLET PIPE	★C5AZ-5255-J	★C5AZ-5255-H

E-F-82

HALPERT_AUCTIONS

1965 FORD—8 CYL 390-4B (FROM 4-15-65) SEDAN, HARDTOP, & CONVERTIBLE (POLICE CAR ONLY) (U.S. ONLY)

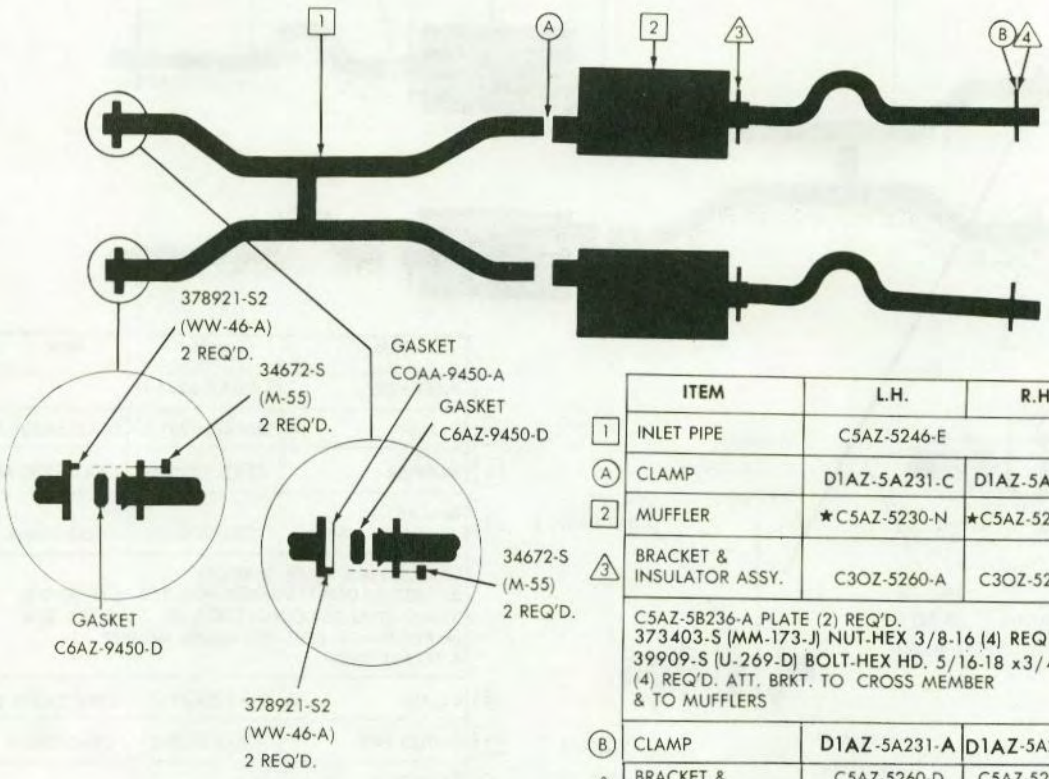

	ITEM	L.H.	R.H.
1	INLET PIPE	C5AZ-5246-E	
A	CLAMP	D1AZ-5A231-C	D1AZ-5A231-C
2	MUFFLER	★C5AZ-5230-N	★C5AZ-5230-M
3	BRACKET & INSULATOR ASSY.	C3OZ-5260-A	C3OZ-5260-A
	C5AZ-5B236-A PLATE (2) REQ'D. 373403-S (MM-173-J) NUT-HEX 3/8-16 (4) REQ'D. 39909-S (U-269-D) BOLT-HEX HD. 5/16-18 x3/4 (4) REQ'D. ATT. BRKT. TO CROSS MEMBER & TO MUFFLERS		
B	CLAMP	D1AZ-5A231-A	D1AZ-5A231-A
4	BRACKET & INSULATOR ASSY.	C5AZ-5260-D (BEFORE 6-3-65)	C5AZ-5260-A (BEFORE 6-3-65)
		C3DZ-5260-B (FROM 6-3-65)	C3DZ-5260-B (FROM 6-3-65)
	39885-S (U-263-E) BOLT-HEX HD. 3/8-16 x 1/2 (2) REQ'D. ATT. BRKT. TO FRAME		

E-F-83

COPYRIGHT © 1975 — FORD MOTOR COMPANY — DEARBORN, MICHIGAN

HALPERT_AUCTIONS

1965 FORD—8 CYL 427-8B SEDAN, HARDTOP, & CONVERTIBLE

CONSOLIDATED SERVICE REPLACEMENT (REPLACES ORIGINAL SERVICE SYSTEM BELOW)

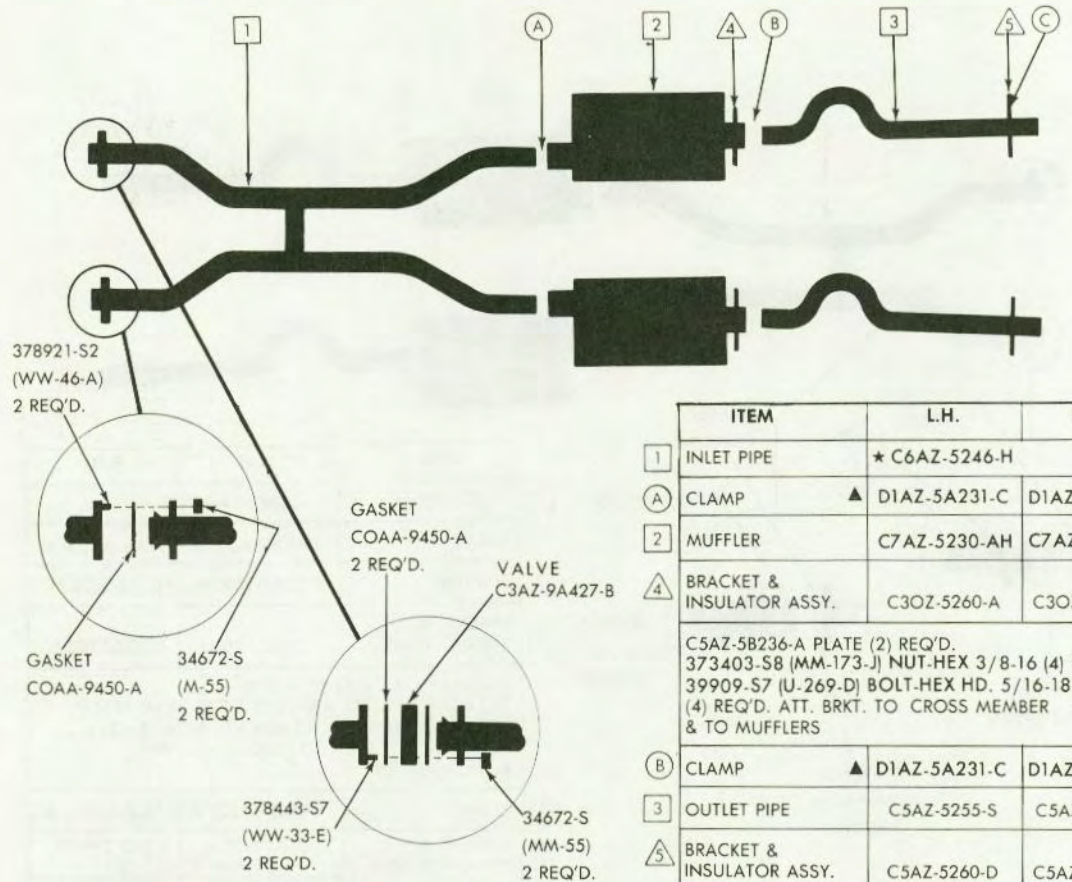

	ITEM	L.H.	R.H.
1	INLET PIPE	★ C6AZ-5246-H	
A	CLAMP ▲	D1AZ-5A231-C	D1AZ-5A231-C
2	MUFFLER	C7AZ-5230-AH	C7AZ-5230-AH
4	BRACKET & INSULATOR ASSY.	C3OZ-5260-A	C3OZ-5260-A
	C5AZ-5B236-A PLATE (2) REQ'D. 373403-S8 (MM-173-J) NUT-HEX 3/8-16 (4) REQ'D. 39909-S7 (U-269-D) BOLT-HEX HD. 5/16-18 x 3/4 (4) REQ'D. ATT. BRKT. TO CROSS MEMBER & TO MUFFLERS		
B	CLAMP ▲	D1AZ-5A231-C	D1AZ-5A231-C
3	OUTLET PIPE	C5AZ-5255-S	C5AZ-5255-T
5	BRACKET & INSULATOR ASSY.	C5AZ-5260-D	C5AZ-5260-A
	39885-S8 (U-263-E) BOLT-HEX HD. 3/8-16 x 1/2 (2) REQ'D. ATT. BRKT. TO FRAME		
C	CLAMP ▲	D1AZ-5A231-C	D1AZ-5A231-C

Consolidated muffler and outlet pipe must be used together as a matched pair. They will not mate with original service components.

ORIGINAL SERVICE SYSTEM (REPLACED BY CONSOLIDATED SYSTEM ABOVE)

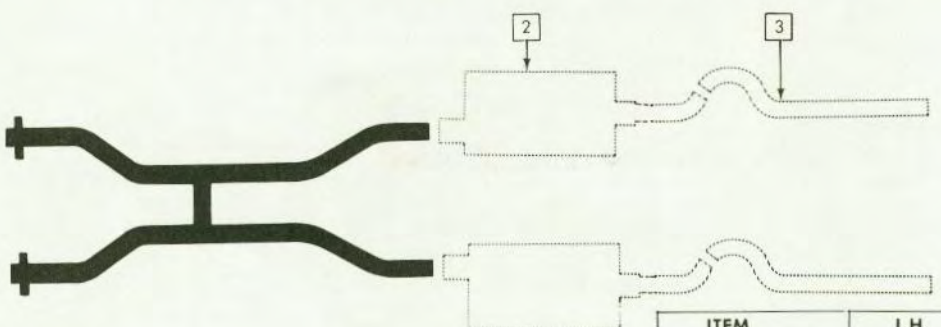

	ITEM	L.H.	R.H.
2	MUFFLER	★C5AZ-5230-H	★C5AZ-5230-G
3	OUTLET PIPE	★C5AZ-5255-J	★C5AZ-5255-H

E-F-84

▲ Use D1AZ 5A231-C in U.S. only; use C000 5253-E in Canada

HALPERT_AUCTIONS

1965 FAIRLANE—6 CYL. 200-1B SEDAN, HARDTOP & CONVERTIBLE

CONSOLIDATED SERVICE REPLACEMENT (REPLACES ORIGINAL SERVICE SYSTEM BELOW)

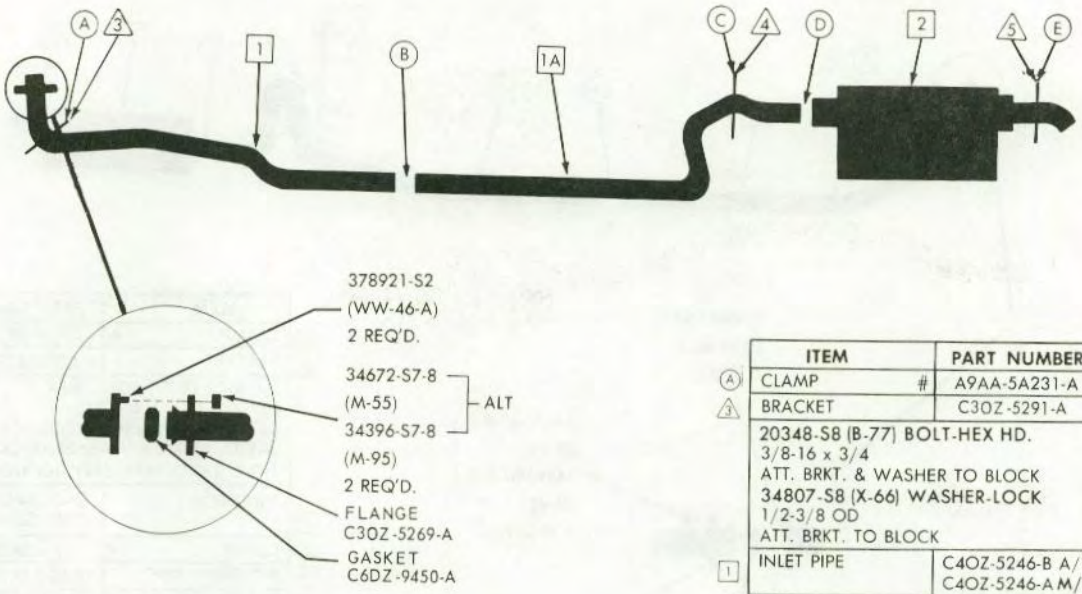

	ITEM	PART NUMBER
A	CLAMP #	A9AA-5A231-A
3	BRACKET	C3OZ-5291-A
	20348-S8 (B-77) BOLT-HEX HD. 3/8-16 x 3/4 ATT. BRKT. & WASHER TO BLOCK 34807-S8 (X-66) WASHER-LOCK 1/2-3/8 OD ATT. BRKT. TO BLOCK	
1	INLET PIPE	C4OZ-5246-B A/T C4OZ-5246-A M/T
B	CLAMP #	A9AA-5A231-A
1A	INTERMED. PIPE	C5OZ-5A212-A
C	CLAMP #	A9AA-5A231-A
4	BRACKET & INSULATOR ASSY.	C3OZ-5A246-C
	20347-S8 (B-156) BOLT-HEX HD. 5/16-24 x 3/4 ATT. BRKT. TO FLOOR PAN	
D	CLAMP #	A9AA-5A231-A
2	MUFFLER	C2OZ-5230-J
5	BRACKET	C3OZ-5260-A
	20347-S8 (B-156) BOLT-HEX HD. 5/16-24 x 3/4 ATT. BRKT. TO SIDE RAIL	
E	CLAMP #	A9AA-5A231-A

ORIGINAL SERVICE SYSTEM (REPLACED BY CONSOLIDATED SYSTEM ABOVE)

	ITEM	PART NO.
2	MUFFLER	*C4OZ-5230-B

E-C-55

Use A9AA 5A231-A in U.S. only; use C000 5253-C in Canada

COPYRIGHT © 1975 — FORD MOTOR COMPANY — DEARBORN, MICHIGAN

1965 FAIRLANE—6 CYL. 200-1B STATION WAGON

CONSOLIDATED SERVICE REPLACEMENT (REPLACES ORIGINAL SERVICE SYSTEM BELOW)

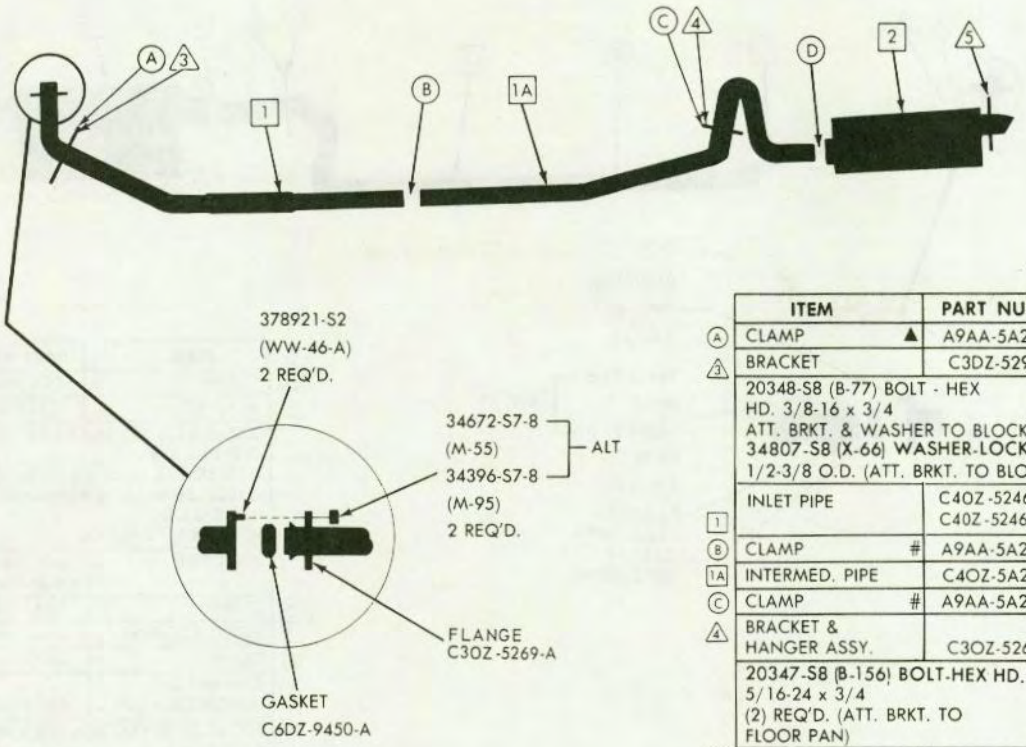

	ITEM	PART NUMBER
A	CLAMP ▲	A9AA-5A231-B
3	BRACKET	C3DZ-5291-A
	20348-S8 (B-77) BOLT - HEX HD. 3/8-16 x 3/4 ATT. BRKT. & WASHER TO BLOCK 34807-S8 (X-66) WASHER-LOCK 1/2-3/8 O.D. (ATT. BRKT. TO BLOCK)	
1	INLET PIPE	C4OZ-5246-D A/T C4OZ-5246-C M/T
B	CLAMP #	A9AA-5A231-A
1A	INTERMED. PIPE	C4OZ-5A212-B
C	CLAMP #	A9AA-5A231-A
4	BRACKET & HANGER ASSY.	C3OZ-5260-A
	20347-S8 (B-156) BOLT-HEX HD. 5/16-24 x 3/4 (2) REQ'D. (ATT. BRKT. TO FLOOR PAN)	
D	CLAMP #	A9AA-5A231-A
2	MUFFLER	C2OZ-5230-J
5	BRACKET & HANGER ASSY.	C3OZ-5260-A
	20347-S8 (B-156) BOLT-HEX HD. 5/16-24 x 3/4 (4) REQ'D. (ATT. BRKT. TO FRAME & MUFFLER)	

ORIGINAL SERVICE SYSTEM (REPLACED BY CONSOLIDATED SYSTEM ABOVE)

	ITEM	PART NO.
2	MUFFLER	*C5OZ-5230-A

E-C-57

Use A9AA 5A231-A in U.S. only; use C000 5253-C in Canada

▲ Use A9AA 5A231-B in U.S. only; use C000 5253-E in Canada

HALPERT_AUCTIONS

1965 FAIRLANE—8 CYL. 289-2B SEDAN, HARDTOP & CONVERTIBLE

CONSOLIDATED SERVICE REPLACEMENT (REPLACES ORIGINAL SERVICE SYSTEM BELOW)

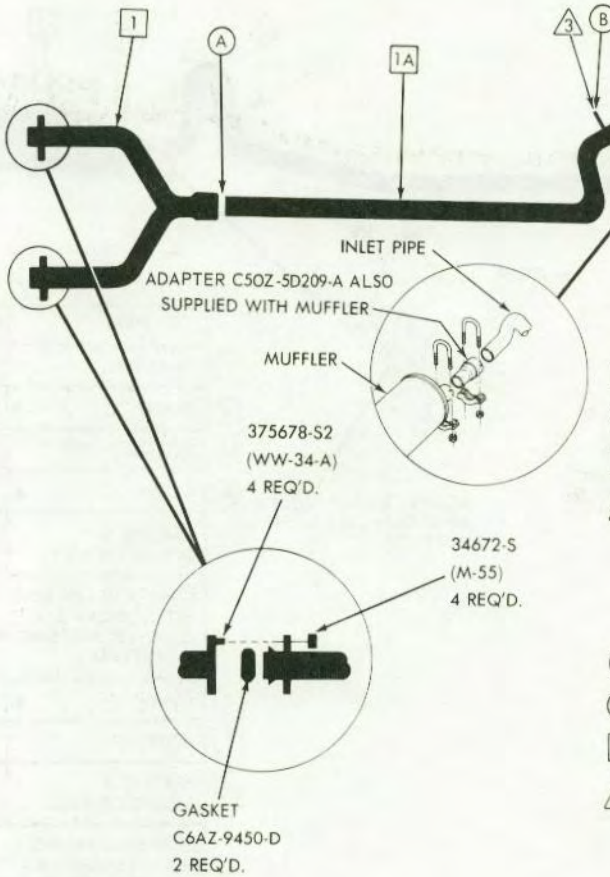

	ITEM	PART NUMBER
1	INLET PIPE	C5OZ-5246-A
A	CLAMP ▲	A9AA-5A231-B
1A	INTERMED. PIPE	C4OZ-5A212-C
3	BRACKET & INSULATOR ASSY.	C3OZ-5A246-C
	20347-S8 (B-156) BOLT - HEX HD. 5/16-24 x 3/4 (2) REQ'D. ATT. BRKT. TO FLOOR PAN	
B	CLAMP ▲	A9AA-5A231-B
C	CLAMP ▲	A9AA-5A231-B
2	MUFFLER	C2OZ-5230-J
4	BRACKET & INSULATOR ASSY.	C3OZ-5260-A
	20347-S8 (B-156) BOLT - HEX HD. 5/16-24 x 3/4 (4) REQ'D. ATT. BRKT. TO FRAME	

ORIGINAL SERVICE SYSTEM (REPLACED BY CONSOLIDATED SYSTEM ABOVE)



	ITEM	PART NUMBER
2	MUFFLER	* C4OZ-5230-C

E-C-56

▲ Use A9AA 5A231-B in U.S. only; use C000 5253-E in Canada

COPYRIGHT © 1975 — FORD MOTOR COMPANY — DEARBORN, MICHIGAN

1965 FAIRLANE—8 CYL. 289-2B STATION WAGON

CONSOLIDATED SERVICE REPLACEMENT (REPLACES ORIGINAL SERVICE SYSTEM BELOW)

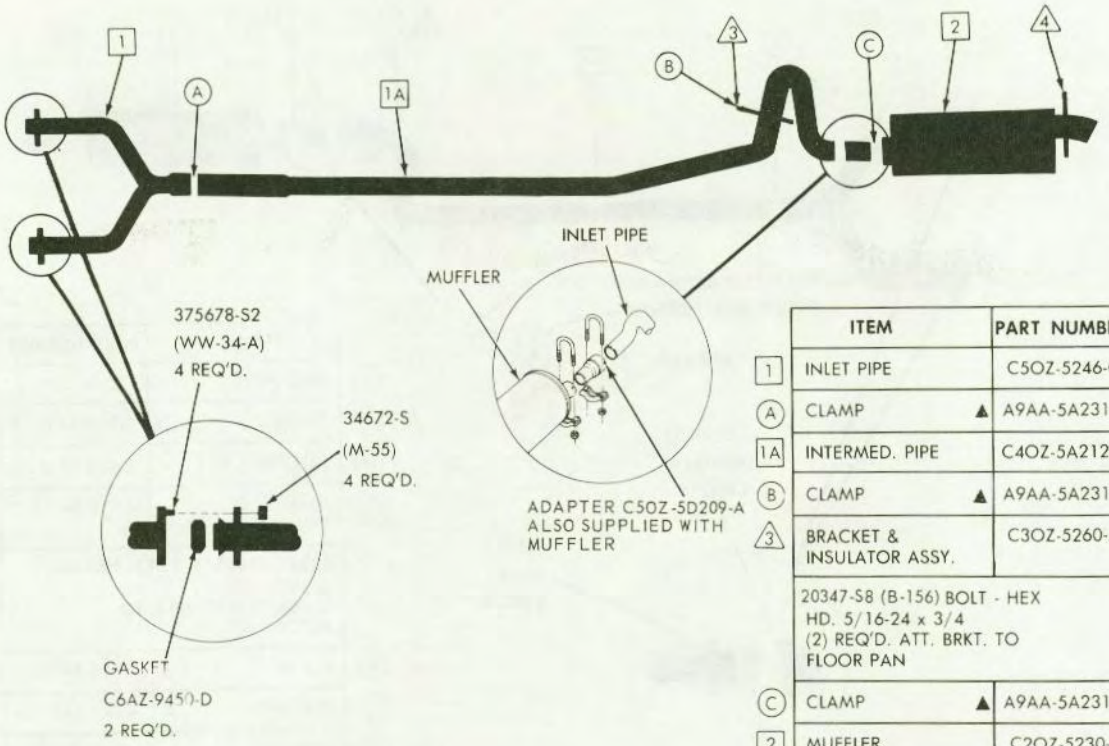

	ITEM	PART NUMBER
1	INLET PIPE	C5OZ-5246-C
A	CLAMP ▲	A9AA-5A231-B
1A	INTERMED. PIPE	C4OZ-5A212-D
B	CLAMP ▲	A9AA-5A231-B
3	BRACKET & INSULATOR ASSY.	C3OZ-5260-A
	20347-S8 (B-156) BOLT - HEX HD. 5/16-24 x 3/4 (2) REQ'D. ATT. BRKT. TO FLOOR PAN	
C	CLAMP ▲	A9AA-5A231-B
2	MUFFLER	C2OZ-5230-J
4	BRACKET & INSULATOR ASSY.	C3OZ-5260-A
	20347-S8 (B-156) BOLT - HEX HD. 5/16-24 x 3/4 (2) REQ'D. ATT. TO FRAME	

ORIGINAL SERVICE SYSTEM (REPLACED BY CONSOLIDATED SYSTEM ABOVE)



	ITEM	PART NUMBER
2	MUFFLER	★C5OZ-5230-B

E-C-58

▲ Use A9AA 5A231-B in U.S. Only; use C000 5253-E in Canada

HALPERT_AUCTIONS

1965 FAIRLANE—8 CYL. 289-4B HIGH PERFORMANCE

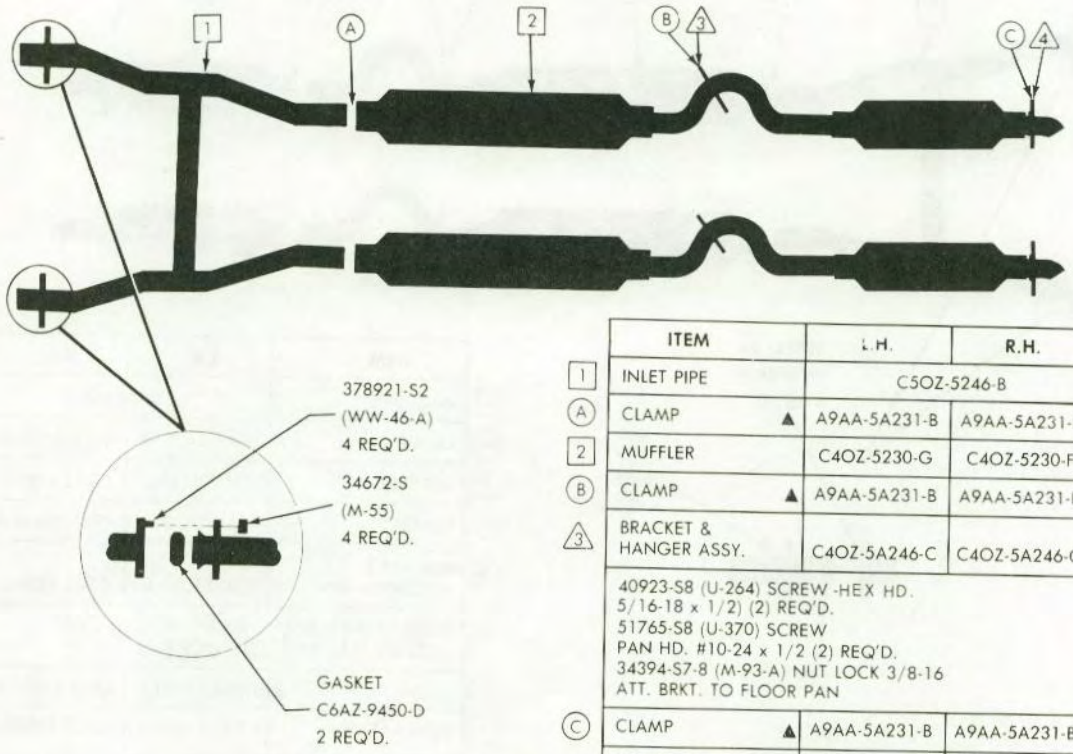

	ITEM	L.H.	R.H.
1	INLET PIPE	C5OZ-5246-B	
A	CLAMP ▲	A9AA-5A231-B	A9AA-5A231-B
2	MUFFLER	C4OZ-5230-G	C4OZ-5230-F
B	CLAMP ▲	A9AA-5A231-B	A9AA-5A231-B
3	BRACKET & HANGER ASSY.	C4OZ-5A246-C	C4OZ-5A246-C
	40923-S8 (U-264) SCREW -HEX HD. 5/16-18 x 1/2 (2) REQ'D. 51765-S8 (U-370) SCREW PAN HD. #10-24 x 1/2 (2) REQ'D. 34394-S7-8 (M-93-A) NUT LOCK 3/8-16 ATT. BRKT. TO FLOOR PAN		
C	CLAMP ▲	A9AA-5A231-B	A9AA-5A231-B
4	BRACKET & HANGER ASSY.	C3OZ-5260-A	C3OZ-5260-A
	45550-S7-8 (B-116) BOLT-HEX HD. 7/16-14 x 3-1/2 (2) REQ'D. R.H. 375355-S8 (BB-405-G) BOLT-HEX HD. 1/2-13 x 3-51/64 (2) REQ'D. L.H. 34809-S8 (X-68) WASHER-LOCK 1/2 x 7/8 O.D. (4) REQ'D. -ATT. BRKT. TO FRAME		

E-C-59

▲ Use A9AA 5A231-B in U.S. Only; use C000 5253-E in Canada

COPYRIGHT © 1975 — FORD MOTOR COMPANY — DEARBORN, MICHIGAN

HALPERT_AUCTIONS

1965 FAIRLANE—8 CYL. 289-4B PREMIUM FUEL

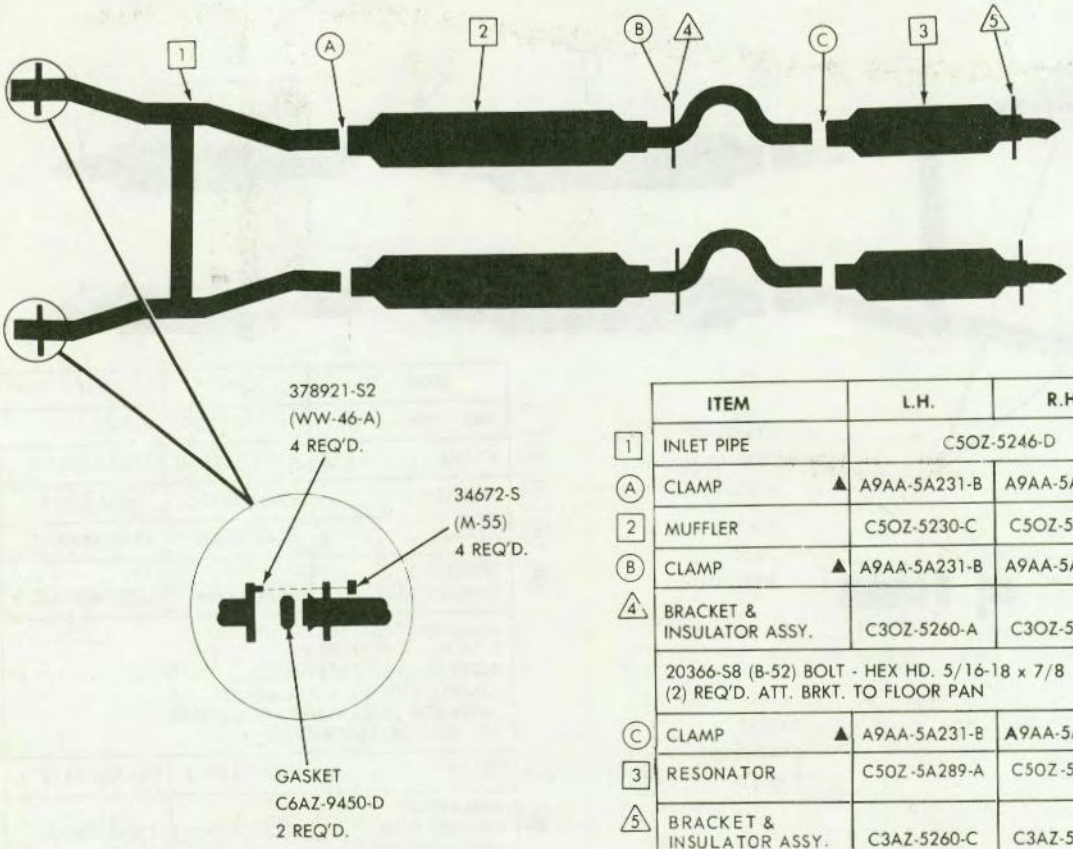

	ITEM	L.H.	R.H.
1	INLET PIPE	C5OZ-5246-D	
A	CLAMP ▲	A9AA-5A231-B	A9AA-5A231-B
2	MUFFLER	C5OZ-5230-C	C5OZ-5230-D
B	CLAMP ▲	A9AA-5A231-B	A9AA-5A231-B
4	BRACKET & INSULATOR ASSY.	C3OZ-5260-A	C3OZ-5260-A
	20366-S8 (B-52) BOLT - HEX HD. 5/16-18 x 7/8 (2) REQ'D. ATT. BRKT. TO FLOOR PAN		
C	CLAMP ▲	A9AA-5A231-B	A9AA-5A231-B
3	RESONATOR	C5OZ-5A289-A	C5OZ-5A289-A
5	BRACKET & INSULATOR ASSY.	C3AZ-5260-C	C3AZ-5260-C
	45550-S7-S8 (B-116) BOLT - HEX HD. 7/16-14 x 3-1/2 (2) REQ'D. 44730-S8 (X-26) WASHER - FLAT 7/16 x 1-1/8 O.D. (2) REQ'D. ATT. BRKT. TO SIDE RAIL 40923-S8 (U-264) SCREW-HEX HD. 5/16-18 x 1/2 (4) REQ'D. ATT. BRKT. TO MUFFLER		

E-C-60

▲ Use A9AA 5A231-B in U.S. Only; use C000 5253-E in Canada

HALPERT_AUCTIONS

1965 MUSTANG—6 CYL. 170-1B & 200-1B

CONSOLIDATED SERVICE REPLACEMENT (REPLACES ORIGINAL SERVICE SYSTEM BELOW)

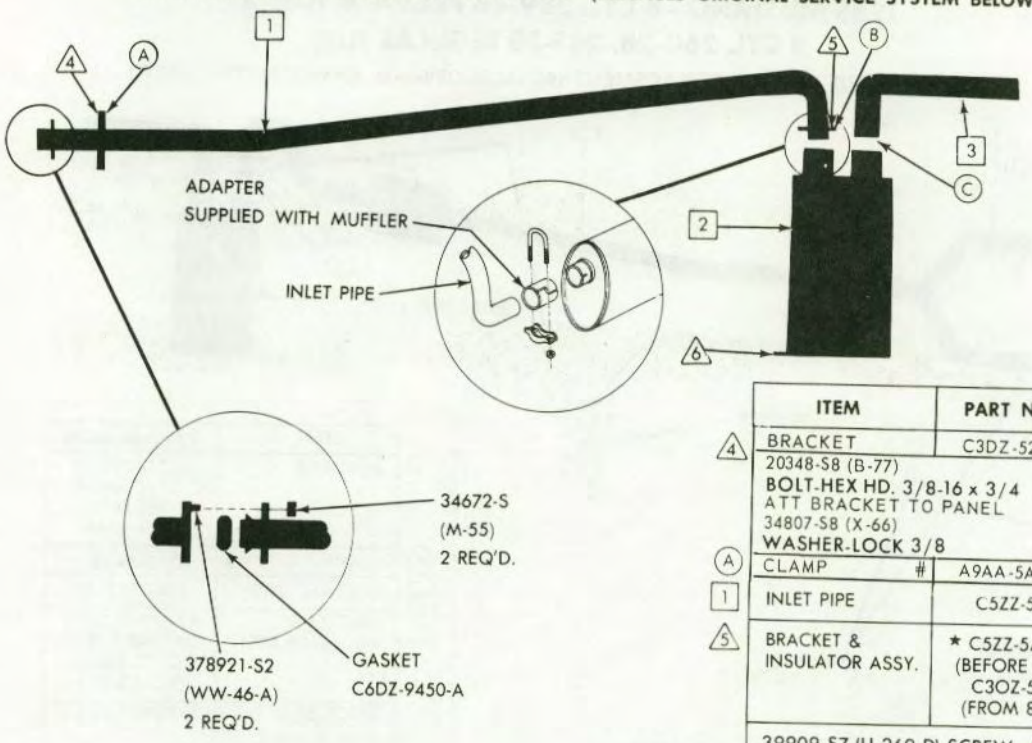

	ITEM	PART NUMBER
4	BRACKET	C3DZ-5291-A
	20348-S8 (B-77) BOLT-HEX HD. 3/8-16 x 3/4 ATT BRACKET TO PANEL 34807-S8 (X-66) WASHER-LOCK 3/8	
A	CLAMP #	A9AA-5A231-A
1	INLET PIPE	C5ZZ-5246-D
5	BRACKET & INSULATOR ASSY.	★ C5ZZ-5A246-C (BEFORE 8-20-64) C3OZ-5260-A (FROM 8-20-64)
	39909-S7 (U-269-D) SCREW - HEX HD. 5/16-18 x 3/4 (2) REQ'D. ATT. BRKT. TO UNDERBODY	
B	CLAMP ▲	A9AA-5A231-B
2	MUFFLER KIT	C5ZZ-5230-V
6	BRACKET & INSULATOR ASSY.	C5ZZ-5A246-A
	40182-S (U-269) SCREW - HEX HD. 5/16-18 x 7/8 (4) REQ'D. ATT. BRKT. TO MUFFLER & BODY	

	ITEM	PART NUMBER
C	CLAMP ▲	A9AA-5A231-B
3	OUTLET PIPE	C5ZZ-5255-G

Original equipment muffler and outlet pipe are a welded assembly. To service this assembly you must replace it with both parts (muffler and outlet pipe) used together.

ORIGINAL SERVICE SYSTEM (REPLACED BY CONSOLIDATED SYSTEM ABOVE)



	ITEM	PART NUMBER
A	CLAMP #	A9AA-5A231-A
2	MUFFLER	★C5ZZ-5230-T

E-A-22

Use A9AA-5A231-A in U.S. only; use C000-5253-C in Canada
▲ Use A9AA-5A231-B in U.S. only; use C000-5253-E in Canada

COPYRIGHT © 1975 — FORD MOTOR COMPANY — DEARBORN, MICHIGAN

HALPERT_AUCTIONS

1965 MUSTANG—8 CYL. 289-4B PREMIUM FUEL & 8 CYL. 260-2B, 289-2B REGULAR FUEL

CONSOLIDATED SERVICE REPLACEMENT (REPLACES ORIGINAL SERVICE SYSTEM BELOW)

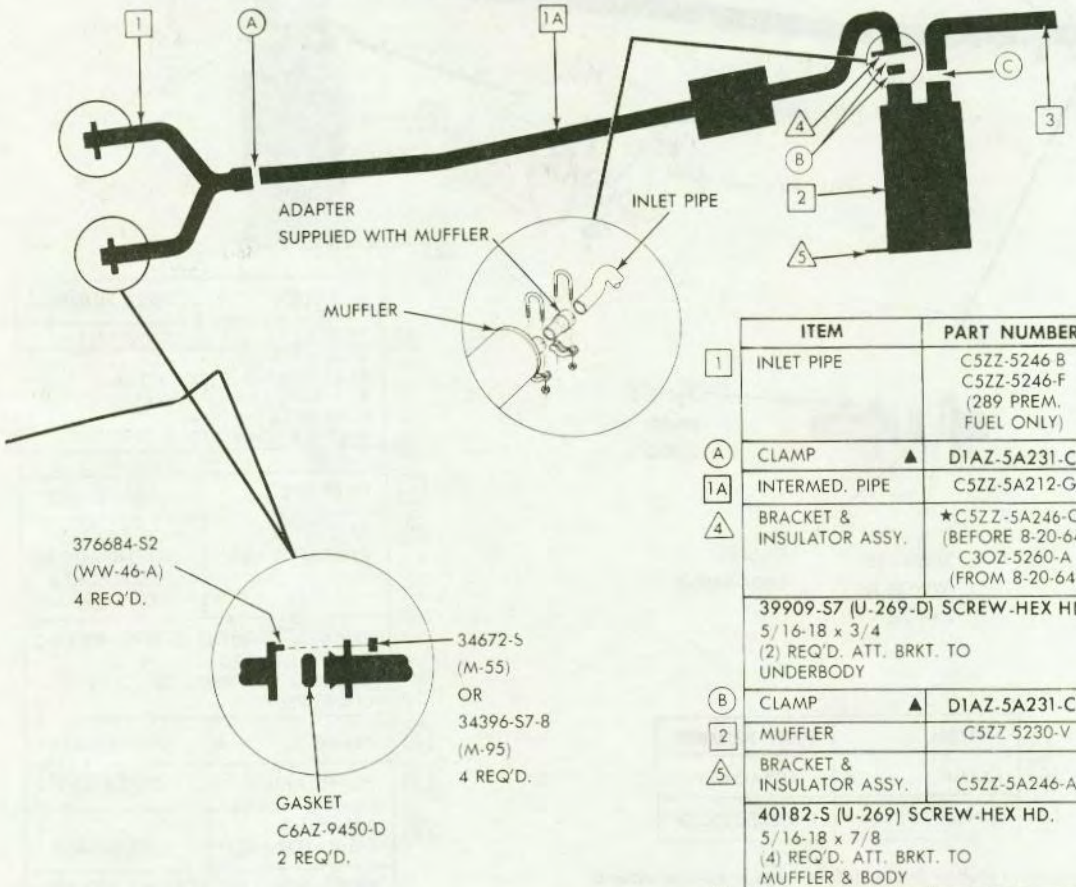

	ITEM	PART NUMBER
1	INLET PIPE	C5ZZ-5246 B C5ZZ-5246-F (289 PREM. FUEL ONLY)
A	CLAMP ▲	D1AZ-5A231-C
1A	INTERMED. PIPE	C5ZZ-5A212-G
4	BRACKET & INSULATOR ASSY.	★C5ZZ-5A246-C (BEFORE 8-20-64) C3OZ-5260-A (FROM 8-20-64)
	39909-S7 (U-269-D) SCREW-HEX HD. 5/16-18 x 3/4 (2) REQ'D. ATT. BRKT. TO UNDERBODY	
B	CLAMP ▲	D1AZ-5A231-C
2	MUFFLER	C5ZZ 5230-V
5	BRACKET & INSULATOR ASSY.	C5ZZ-5A246-A
	40182-S (U-269) SCREW-HEX HD. 5/16-18 x 7/8 (4) REQ'D. ATT. BRKT. TO MUFFLER & BODY	
C	CLAMP ▲	D1AZ-5A231-C
3	OUTLET PIPE	C5ZZ 5255-G

Original equipment muffler and outlet pipe are a welded assembly. To service this assembly you must replace it with both parts (muffler and outlet pipe) used together.

ORIGINAL SERVICE SYSTEM (REPLACED BY CONSOLIDATED SYSTEM ABOVE)

	ITEM	PART NO.
2	MUFFLER	✶C5ZZ-5230-D

E-A-21

▲ Use D1AZ 5A231-C in U.S. only; use C000 5253-E in Canada

HALPERT_AUCTIONS

1965 MUSTANG—8 CYL. 289-4B GT & 289-4B SPECIAL (FROM 10-15-64) INCLUDES SHELBY GT 350 & MODELS W/DUAL EXHAUST KIT - ✱

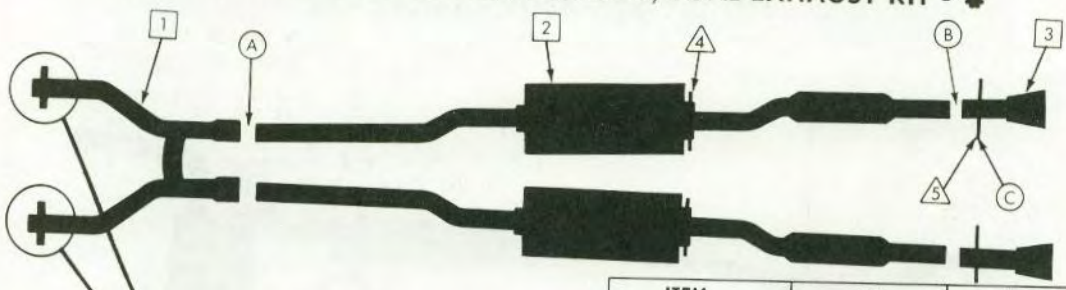

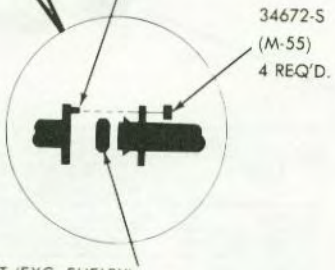

C6AZ-9450-D GASKET (EXC. SHELBY)
★ S1MS-5260-A3A HEADER-TO-FLG. GASKET (SHELBY GT 350)
★ S1MS-5260-A1A HEADER-TO-ENG. GASKET (SHELBY GT 350) (2) REQ'D.
★S1MS-5260-A2A HEADER-TO-ENG. BOLT (SHELBY GT 350)
R/B 56138-S4 (B319V) (16) REQ'D.

	ITEM	L.H.	R.H.
1	INLET PIPE	C5ZZ-5246-J (GT) C5ZZ-5246-K (SPECIAL) ★S2MS-5246-A (SHELBY GT 350)	
A	CLAMP ▲	D1AZ-5A231-C	D1AZ-5A231-C
2	MUFFLER	C6ZZ-5230-F (EXC. DUAL KIT) C5ZZ-5230-U✱ (DUAL KIT)	C6ZZ-5230-E (EXC. DUAL KIT) C5ZZ-5230-U✱ (DUAL KIT)
4	BRACKET & INSULATOR ASSY.	C3OZ-5260-A	C3OZ-5260-A
	C1VV-5B236-C PLATE ASSY. (2) REQ'D. (BEFORE 3-30-65) 51765-S8 (U-370) SCREW-PAN HD.#10-24 x 1/2 (2) REQ'D. ATT. PLATE TO FLOOR PAN 373403-S8 (MM-173-J) NUT-HEX 3/8-16 (4) REQ'D. ATT. BRKT. TO MUFFLER C1VV-5B236-C PLATE ASSY. (2) REQ'D. (FROM 3-30-65) 51765-S8 (U-370) SCREW-HEX HD.#10-24 x 1/2 (2) REQ'D. ATT. PLATE TO FLOOR PAN 373403-S8 (MM-173-J) NUT-HEX 3/8-16 (4) REQ'D. ATT. BRKT. TO PLATE 351945-S2(UU-52-J)SCREW-HEX HD.5/16-18 x 1-1/2 (4) REQ'D. ATT. BRKT. TO MUFFLER		
B	CLAMP	C5ZZ-5A231-B	C5ZZ-5A231-B
	PIPE MOULDING	C5ZZ-5C299-A (GT or PERF. IMAGE)	C5ZZ-5C299-A
5	BRACKET & INSULATOR ASSY.	C3DZ-5260-A (Before 3/22/65) C5ZZ-5277-A (From 3/22/65) C5ZZ-5260-F (From 3/22/65) C5ZZ-5277-A (From 3/22/65)	C3DZ-5260-A (Before 3/22/65) C5ZZ-5277-B (From 3/22/65) C5ZZ-5260-F (From 3/22/65) C5ZZ-5277-B (From 3/22/65)
	23575-S8 (B-13) BOLT-HEX HD. 3/8-16 x 3 (4 REQ'D) ATT BRKT 5277 TO UNDERBODY 40182-S(U269) SCREW-HEX HD.5/16-18 x 7/8 (2 REQ'D) ATT 5260 TO 5277 373403-S8 (MM-173-J) NUT-HEX 3/8-16-16 (4 REQ'D) ATT BRKT TO UNDERBODY		
C	CLAMP	C5ZZ-5A231-A	C5ZZ-5A231-A
3	PIPE EXTENSION	C5ZZ-5255-F (SPECIAL) C5ZZ-5255-D (GT or PERF. IMAGE)	C5ZZ-5255-F (SPECIAL) C5ZZ-5255-C (GT or PERF. IMAGE)

✱ - MUFFLER ONLY - OTHER PARTS OF 5210 KIT NOT SERVICED

E-A-27

▲ Use D1AZ 5A231-C in U.S. only; use C000 5253-E in Canada

COPYRIGHT © 1975 — FORD MOTOR COMPANY — DEARBORN, MICHIGAN

HALPERT_AUCTIONS

1965 MUSTANG-8 CYL. 289-4B SPECIAL (BEFORE 10-15-64)-TRANSVERSE MUFFLER (INCLUDES SHELBY GT-350)

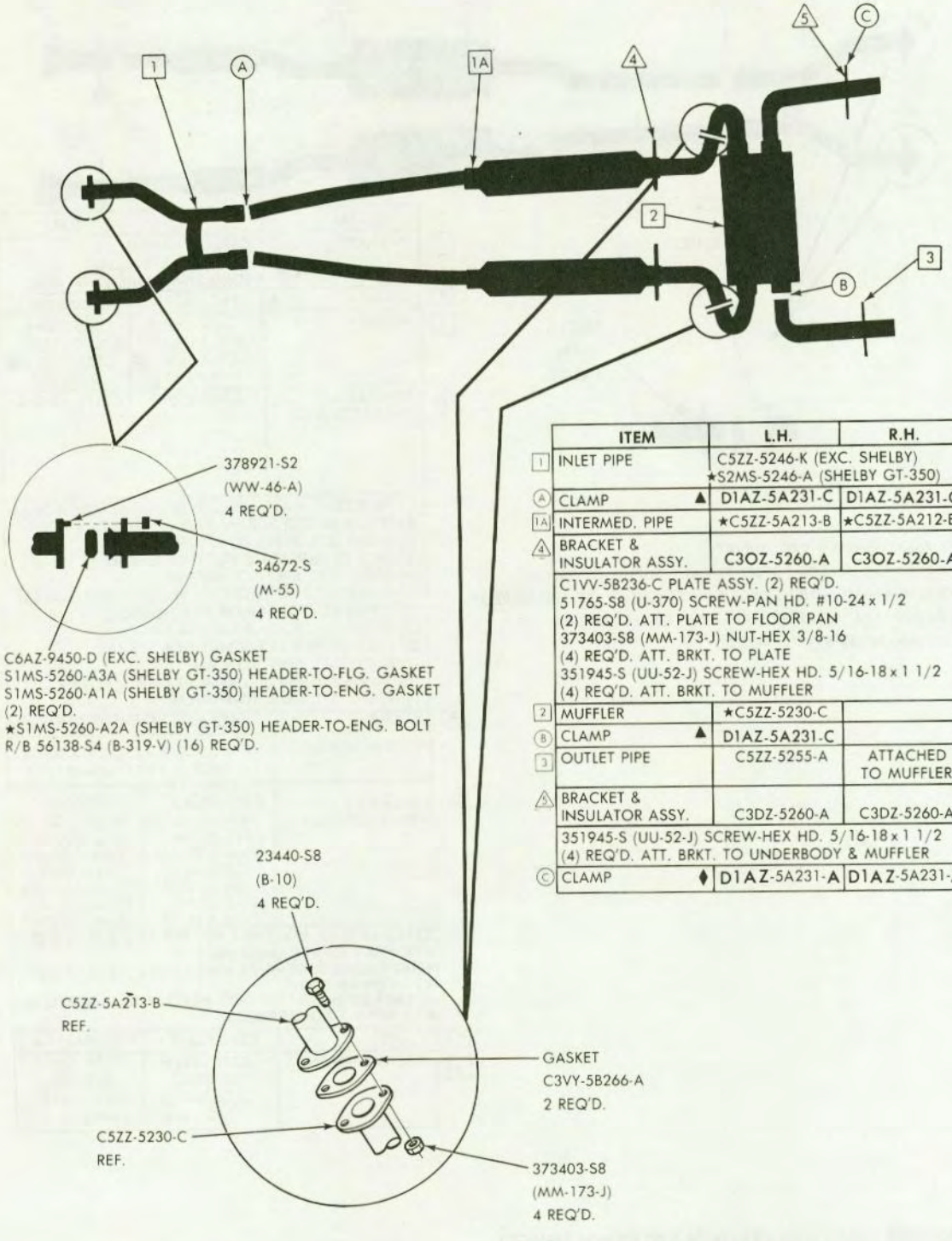

	ITEM	L.H.	R.H.
1	INLET PIPE	C5ZZ-5246-K (EXC. SHELBY) ★S2MS-5246-A (SHELBY GT-350)	
A	CLAMP ▲	D1AZ-5A231-C	D1AZ-5A231-C
1A	INTERMED. PIPE	★C5ZZ-5A213-B	★C5ZZ-5A212-E
4	BRACKET & INSULATOR ASSY.	C3OZ-5260-A	C3OZ-5260-A
	C1VV-5B236-C PLATE ASSY. (2) REQ'D. 51765-S8 (U-370) SCREW-PAN HD. #10-24 x 1/2 (2) REQ'D. ATT. PLATE TO FLOOR PAN 373403-S8 (MM-173-J) NUT-HEX 3/8-16 (4) REQ'D. ATT. BRKT. TO PLATE 351945-S (UU-52-J) SCREW-HEX HD. 5/16-18 x 1 1/2 (4) REQ'D. ATT. BRKT. TO MUFFLER		
2	MUFFLER	★C5ZZ-5230-C	
B	CLAMP ▲	D1AZ-5A231-C	
3	OUTLET PIPE	C5ZZ-5255-A	ATTACHED TO MUFFLER
5	BRACKET & INSULATOR ASSY.	C3DZ-5260-A	C3DZ-5260-A
	351945-S (UU-52-J) SCREW-HEX HD. 5/16-18 x 1 1/2 (4) REQ'D. ATT. BRKT. TO UNDERBODY & MUFFLER		
C	CLAMP ♦	D1AZ-5A231-A	D1AZ-5A231-A

E-A-28

▲ Use D1AZ 5A231-C in U.S. only; use C000 5253-E in Canada

♦ Use D1AZ-5A231-A in U.S. only; use C000-5253-F in Canada

1965 MUSTANG—8 CYL. 289-4B SPECIAL (BEFORE 10-15-64)—INLINE MUFFLER

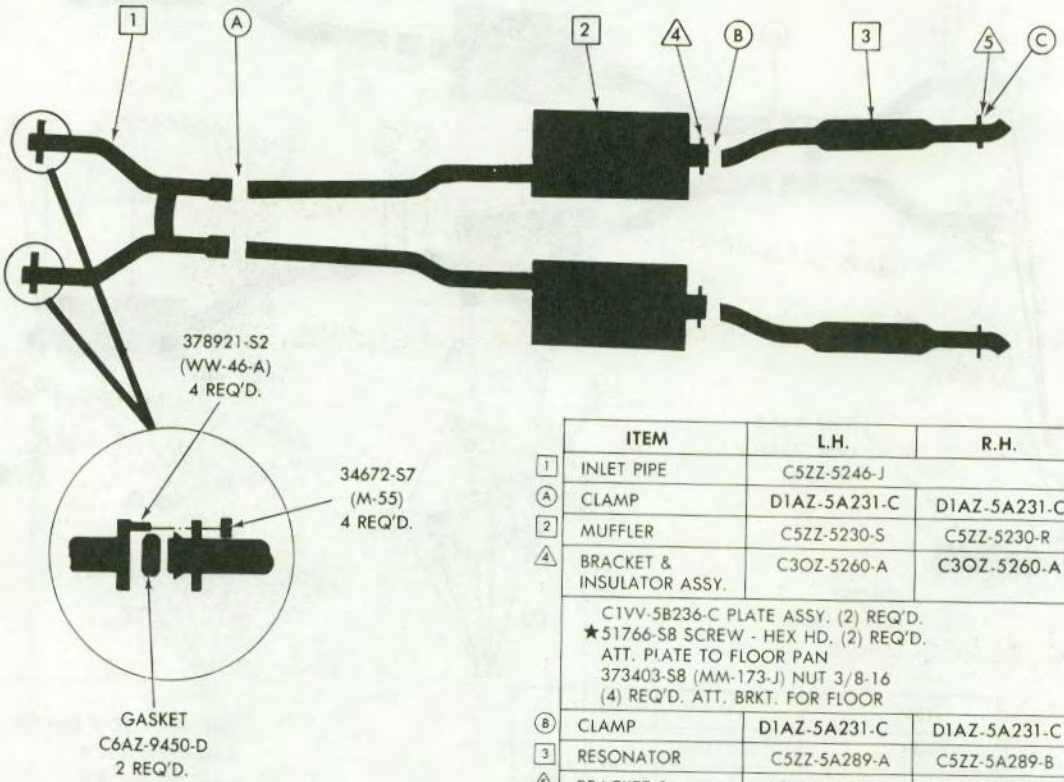

	ITEM	L.H.	R.H.
1	INLET PIPE	C5ZZ-5246-J	
A	CLAMP	D1AZ-5A231-C	D1AZ-5A231-C
2	MUFFLER	C5ZZ-5230-S	C5ZZ-5230-R
4	BRACKET & INSULATOR ASSY.	C3OZ-5260-A	C3OZ-5260-A
	C1VY-5B236-C PLATE ASSY. (2) REQ'D. ★51766-S8 SCREW - HEX HD. (2) REQ'D. ATT. PLATE TO FLOOR PAN 373403-S8 (MM-173-J) NUT 3/8-16 (4) REQ'D. ATT. BRKT. FOR FLOOR		
B	CLAMP	D1AZ-5A231-C	D1AZ-5A231-C
3	RESONATOR	C5ZZ-5A289-A	C5ZZ-5A289-B
5	BRACKET & INSULATOR ASSY.	C5ZZ-5277-A C5ZZ-5260-F C5ZZ-5266-B	C5ZZ-5277-B C5ZZ-5260-F C5ZZ-5266-B
C	CLAMP	D1AZ-5A231-C	D1AZ-5A231-C
	39909-S7 (U-269-D) SCREW - HEX HD. 5/16-18 x 3/4 (2) REQ'D. ATT. BRKT. TO UNDERBODY		

E-A-45

▲ Use D1AZ 5A231-C in U.S. only; use C000 5253-E in Canada

COPYRIGHT © 1975 — FORD MOTOR COMPANY — DEARBORN, MICHIGAN

1965 THUNDERBIRD—8 CYL. 390-4B ALL MODELS

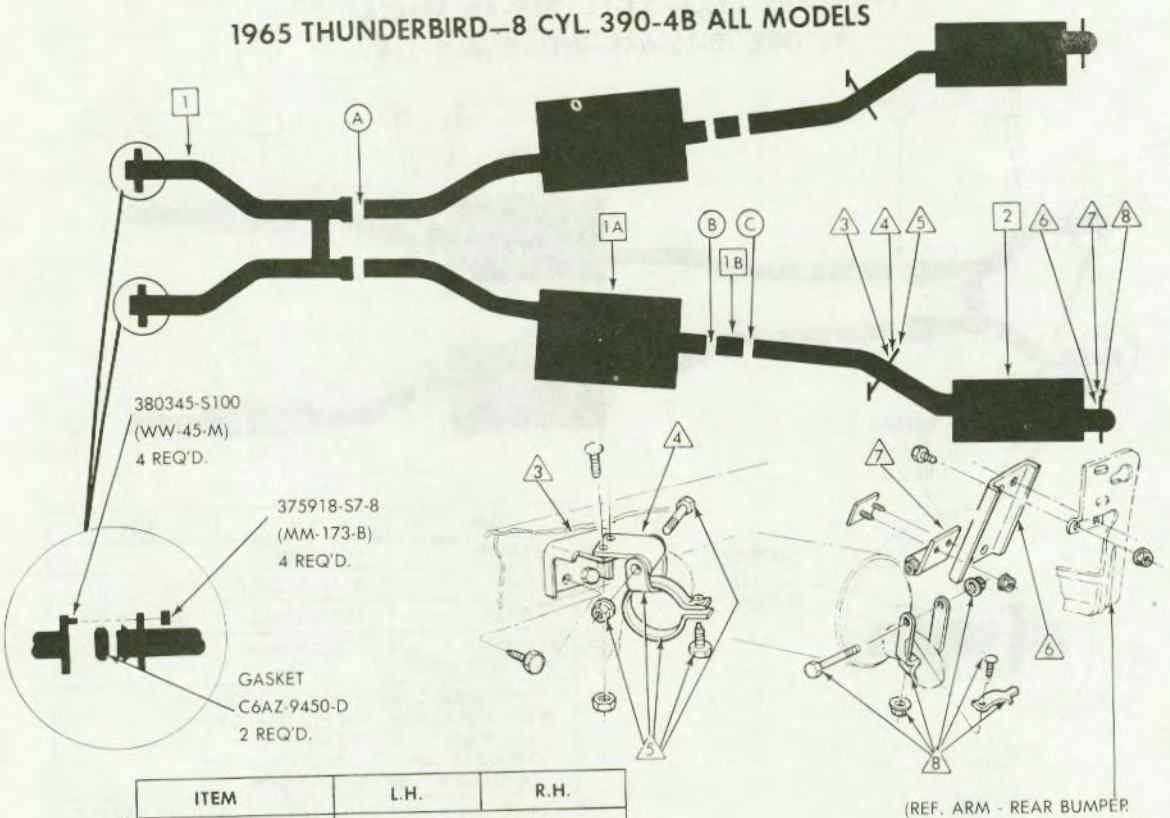

	ITEM	L.H.	R.H.
1	INLET PIPE	C5SZ-5246-A	
A	CLAMP ▲	D1AZ-5A231-C	D1AZ-5A231-C
1A	RESONATOR	C4SZ-5A212-A	C4SZ-5A212-A
B	CLAMP ▲	D1AZ-5A231-C	D1AZ-5A231-C
1B	CONNECTOR	C4SZ-5B286-A	C4SZ-5B286-A
C	CLAMP ▲	D1AZ-5A231-C	D1AZ-5A231-C
3	BRACKET-FRAME	C4SZ-5277-A	C4SZ-5277-A
	40182-S (U-269) SCREW-HEX HD. 5/16-18 x 7/8 (4) REQ'D. ATT. BRKT. TO FRAME		
4	INSULATOR ASSY.	C4SZ-5260-C	C4SZ-5260-C
	20348-S8 (B-77) BOLT-HEX HD.3/8 16 x 3/4 373403-S8 (MM-173-J) NUT-LOCK 3/8-16 (4) REQ'D ATT. INSULATOR TO BRKT. 5277		
5	KIT - PIPE ATTACHING	C4SZ-5A246-A	C4SZ-5A246-A
	CONSISTS OF: C4SA-5A206-C BRACKET 374351-S8 BOLT-HEX HD. 3/8-16 x 3-3/4 373403-S8 (MM-173-J) NUT-LOCK 3/8-16 C4DA-5A272-C CLAMP 378836-S7-8 (UU-39-J) SCREW-HEX HD. #20-9 x 1-1/2		

	ITEM	L.H.	R.H.
2	MUFFLER	C4SZ-5230-B	C4SZ-5230-A
6	BRACKET - ARM	C5SZ-5A235-A	C5SZ-5A235-A
	20348-S8 (B-77) BOLT-HEX HD. 3/8-16 x 3/4 (4) REQ'D 373403-S8 (MM-173-J) NUT-LOCK 3/8-16 (4) REQ'D. ATT. BRKT. TO ARM 17796-5		
7	INSULATOR ASSY.	C4SZ-5260-C	C4SZ-5260-C
	C1VY-5B236-C PLATE ASSY. (2) REQ'D. 373403-S8 (MM-173-J) NUT-LOCK 3/8-16 (4) REQ'D. ATT. INSULATOR TO BRKT. 5277		
8	KIT - PIPE ATTACHING	C4SZ-5260-E	C4SZ-5260-E
	CONSISTS OF: C4SA-5271-B BRACKET 374351-S8 BOLT-HEX HD. 3/8-16 x 3-3/4 373403-S8 (MM-173-J) NUT-LOCK 3/8-16 C4SA-5B201-A CLAMP 23410-S8 (B-9) BOLT-CARRIAGE 3/8-16 x 1 373403-S8 (MM-173-J) NUT-LOCK 3/8-16		

E-H-1

▲ Use D1AZ 5A231-C in U.S. only; use C000 5253-E in Canada

HALPERT_AUCTIONS

1965 FALCON—6 CYL. 170-1B & 200-1B SEDAN, HARDTOP & CONVERTIBLE

CONSOLIDATED SERVICE REPLACEMENT (REPLACES ORIGINAL SERVICE SYSTEM BELOW)

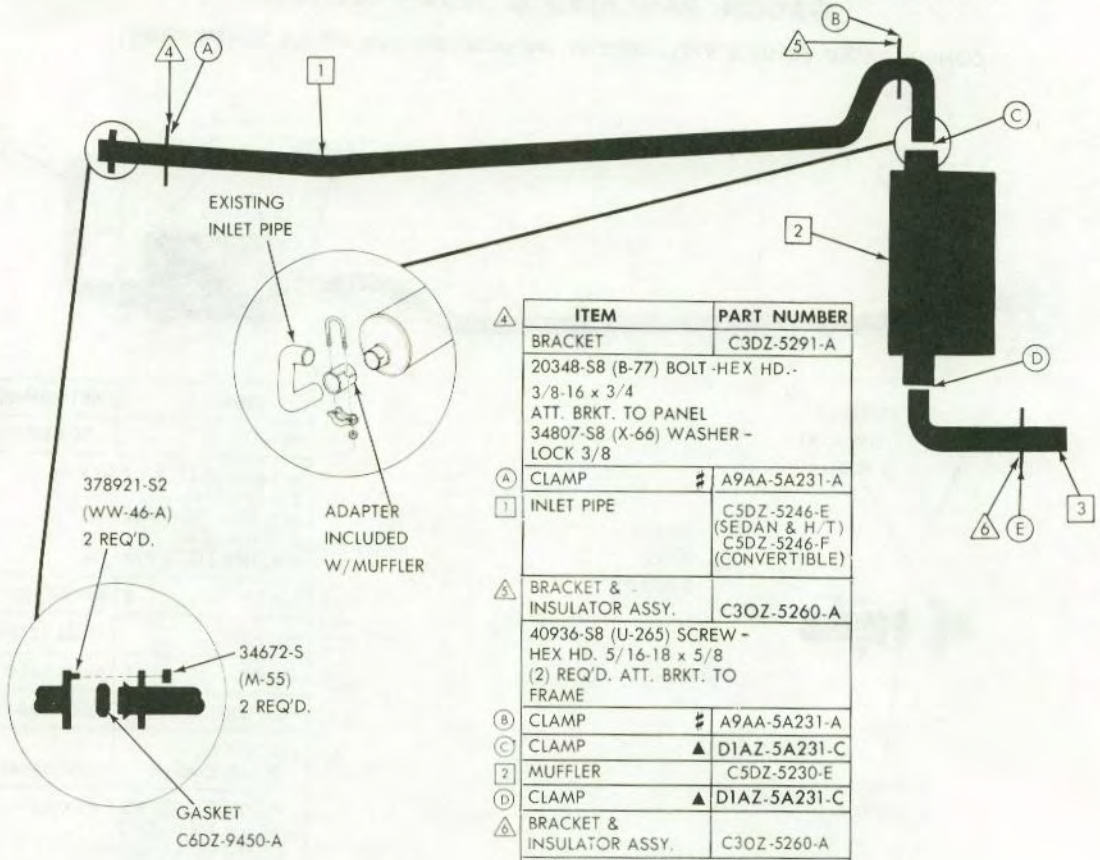

	ITEM	PART NUMBER
4	BRACKET	C3DZ-5291-A
	20348-S8 (B-77) BOLT -HEX HD.- 3/8-16 x 3/4 ATT. BRKT. TO PANEL 34807-S8 (X-66) WASHER - LOCK 3/8	
A	CLAMP ♯	A9AA-5A231-A
1	INLET PIPE	C5DZ-5246-E (SEDAN & H/T) C5DZ-5246-F (CONVERTIBLE)
5	BRACKET & INSULATOR ASSY.	C3OZ-5260-A
	40936-S8 (U-265) SCREW - HEX HD. 5/16-18 x 5/8 (2) REQ'D. ATT. BRKT. TO FRAME	
B	CLAMP ♯	A9AA-5A231-A
C	CLAMP ▲	D1AZ-5A231-C
2	MUFFLER	C5DZ-5230-E
D	CLAMP ▲	D1AZ-5A231-C
6	BRACKET & INSULATOR ASSY.	C3OZ-5260-A
	40936-S8 (U-265) SCREW - HEX HD. 5/16-18 x 5/8 (2) REQ'D. ATT. BRKT. TO FRAME	
E	CLAMP ▲	D1AZ-5A231-C
3	OUTLET PIPE	C5DZ-5255-C

Original equipment muffler and outlet pipe are a welded assembly. To service this assembly you must replace it with both parts (muffler and outlet pipe) used together.

ORIGINAL SERVICE SYSTEM (REPLACED BY CONSOLIDATED SYSTEM ABOVE)

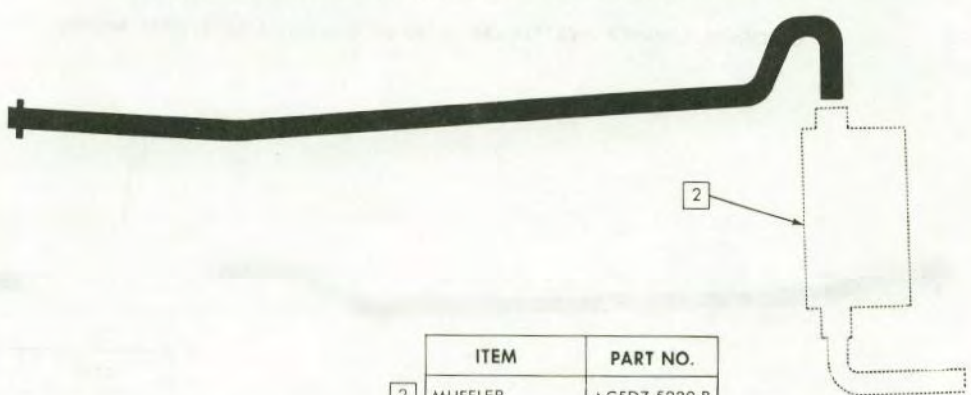

	ITEM	PART NO.
2	MUFFLER	★C5DZ-5230-B

E-E-1

♯ Use A9AA-5A231-A in U.S. only; use C000-5253-C in Canada
▲ Use D1AZ 5A231-C in U.S. only; use C000 5253-E in Canada

COPYRIGHT © 1975 — FORD MOTOR COMPANY — DEARBORN, MICHIGAN
FINAL ISSUE

HALPERT_AUCTIONS

1965 FALCON—6 CYL. 170-1B & 200-1B STATION WAGON, RANCHERO & SEDAN DELIVERY

CONSOLIDATED SERVICE REPLACEMENT (REPLACES ORIGINAL SERVICE SYSTEM BELOW)

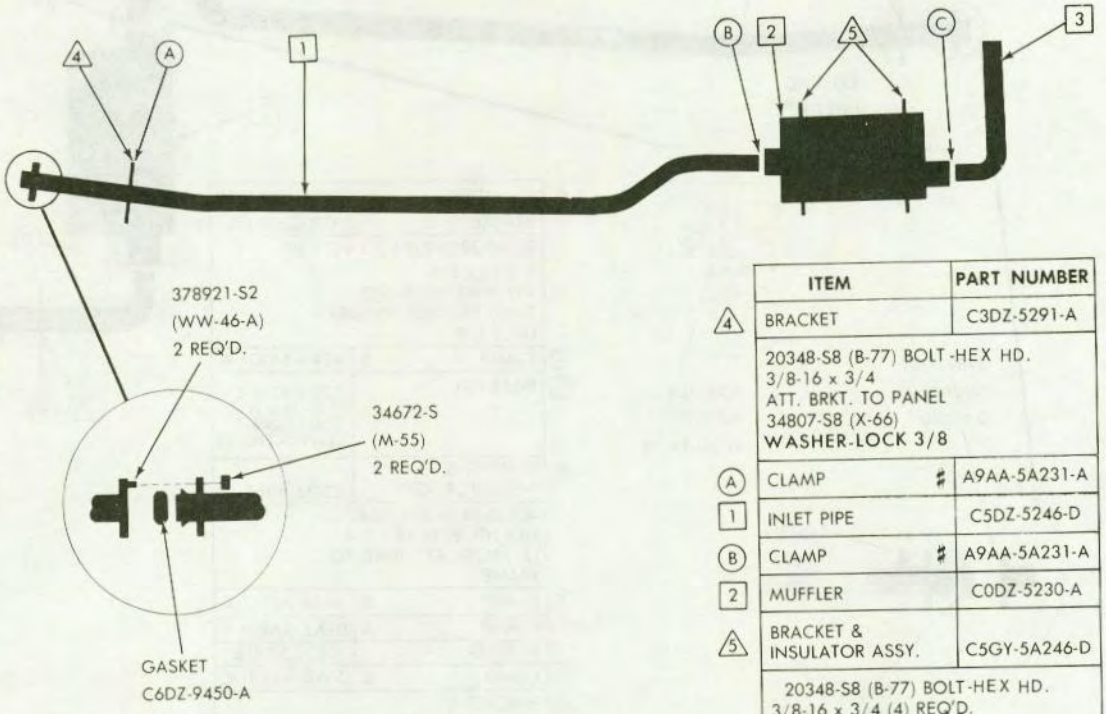

	ITEM	PART NUMBER
4	BRACKET	C3DZ-5291-A
	20348-S8 (B-77) BOLT-HEX HD. 3/8-16 x 3/4 ATT. BRKT. TO PANEL 34807-S8 (X-66) WASHER-LOCK 3/8	
A	CLAMP ♯	A9AA-5A231-A
1	INLET PIPE	C5DZ-5246-D
B	CLAMP ♯	A9AA-5A231-A
2	MUFFLER	C0DZ-5230-A
5	BRACKET & INSULATOR ASSY.	C5GY-5A246-D
	20348-S8 (B-77) BOLT-HEX HD. 3/8-16 x 3/4 (4) REQ'D. C5GY-5A272-A CLAMP ★380059-S BOLT-HEX HD. 1/4-20 x 3 44719-S8 (X-17) WASHER - LOCK 33795-S7 (M-49) NUT-HEX 1/4-20	
C	CLAMP ♯	A9AA-5A231-A
3	OUTLET PIPE	C5DZ-5255-A

ORIGINAL SERVICE SYSTEM (REPLACED BY CONSOLIDATED SYSTEM ABOVE)

	ITEM	PART NO.
2	MUFFLER	★C4GY-5230-C

E-E-3

♯ Use A9AA-5A231-A in U.S. only; use C000-5253-C in Canada

1965 FALCON—8 CYL 289-2B & 4B SEDAN, HARDTOP & CONVERTIBLE

CONSOLIDATED SERVICE REPLACEMENT (REPLACES ORIGINAL SERVICE SYSTEM BELOW)

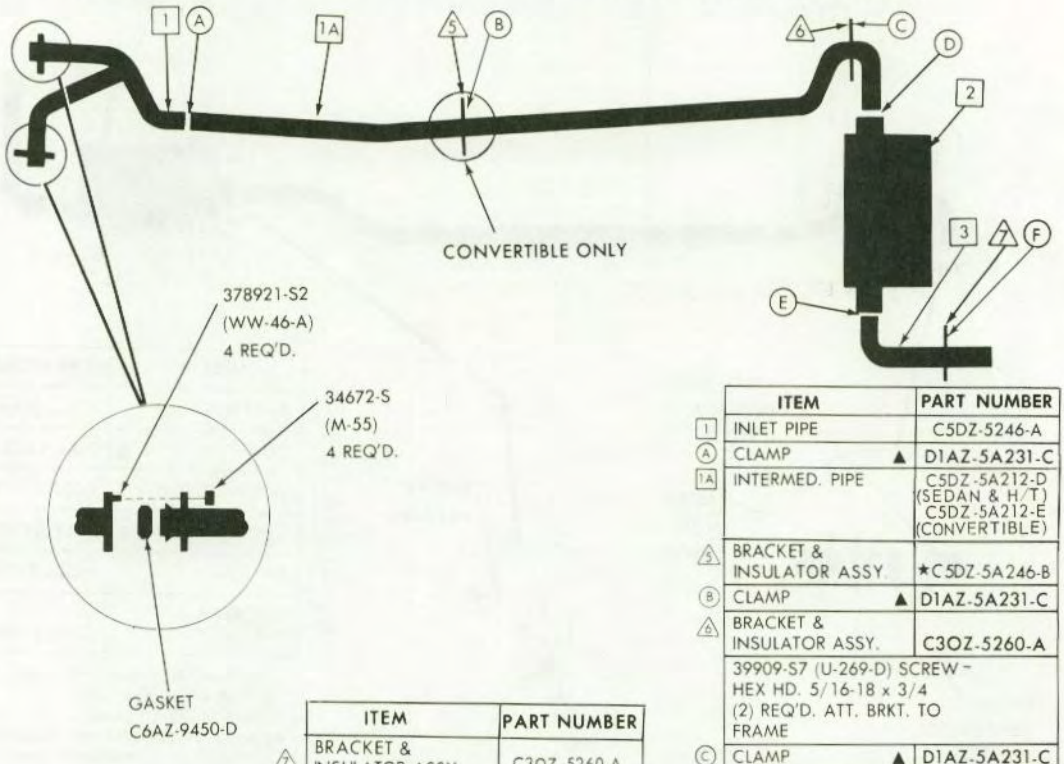

	ITEM	PART NUMBER
1	INLET PIPE	C5DZ-5246-A
A	CLAMP ▲	D1AZ-5A231-C
1A	INTERMED. PIPE	C5DZ-5A212-D (SEDAN & H/T) C5DZ-5A212-E (CONVERTIBLE)
5	BRACKET & INSULATOR ASSY.	★C5DZ-5A246-B
B	CLAMP ▲	D1AZ-5A231-C
6	BRACKET & INSULATOR ASSY.	C3OZ-5260-A
	39909-S7 (U-269-D) SCREW - HEX HD. 5/16-18 x 3/4 (2) REQ'D. ATT. BRKT. TO FRAME	
C	CLAMP ▲	D1AZ-5A231-C
D	CLAMP ▲	D1AZ-5A231-C
2	MUFFLER	C5DZ-5230-E
F	CLAMP ▲	D1AZ-5A231-C
3	OUTLET PIPE	C5DZ-5255-C

	ITEM	PART NUMBER
7	BRACKET & INSULATOR ASSY.	C3OZ-5260-A
	40936-S8 (U-265) SCREW - HEX HD. 5/16-18 x 5/8 (2) REQ'D. ATT. BRKT. TO FRAME	
F	CLAMP ▲	COAZ-5A231-A

Original equipment muffler and outlet pipe are a welded assembly. To service this assembly you must replace it with both parts (muffler and outlet pipe) used together.

ORIGINAL SERVICE SYSTEM (REPLACED BY CONSOLIDATED SYSTEM ABOVE)



	ITEM	PART NUMBER
2	MUFFLER	★C5DZ-5230-A

E-E-5

▲ Use D1AZ 5A231-C in U.S. only; use C000 5253-E in Canada

COPYRIGHT © 1975 — FORD MOTOR COMPANY — DEARBORN, MICHIGAN

HALPERT_AUCTIONS

1965 FALCON—8CYL. 289-2B & 4B
STATION WAGON, RANCHERO & SEDAN DELIVERY
CONSOLIDATED SERVICE REPLACEMENT (REPLACES ORIGINAL SERVICE SYSTEM BELOW)

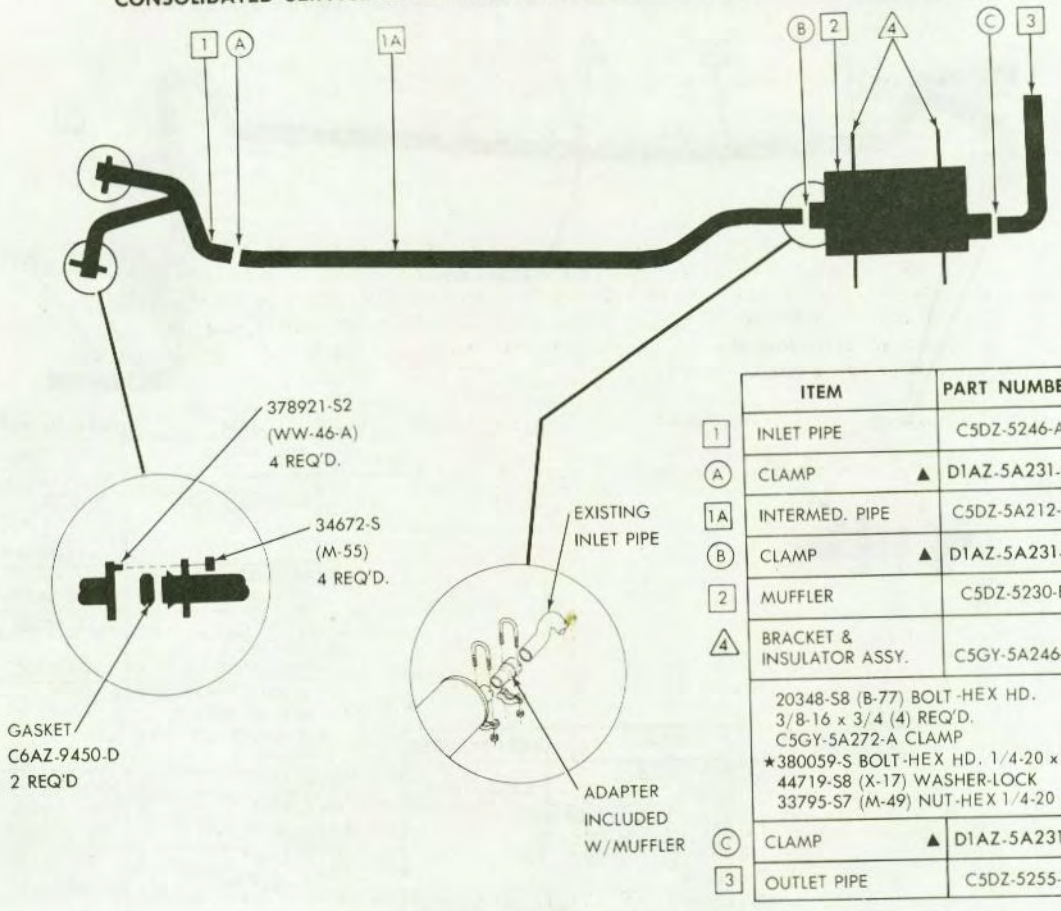

	ITEM	PART NUMBER
1	INLET PIPE	C5DZ-5246-A
A	CLAMP ▲	D1AZ-5A231-C
1A	INTERMED. PIPE	C5DZ-5A212-C
B	CLAMP ▲	D1AZ-5A231-C
2	MUFFLER	C5DZ-5230-E
4	BRACKET & INSULATOR ASSY.	C5GY-5A246-D
	20348-S8 (B-77) BOLT-HEX HD. 3/8-16 x 3/4 (4) REQ'D. C5GY-5A272-A CLAMP ★380059-S BOLT-HEX HD. 1/4-20 x 3 44719-S8 (X-17) WASHER-LOCK 33795-S7 (M-49) NUT-HEX 1/4-20	
C	CLAMP ▲	D1AZ-5A231-C
3	OUTLET PIPE	C5DZ-5255-B

ORIGINAL SERVICE SYSTEM (REPLACED BY CONSOLIDATED SYSTEM ABOVE)

	ITEM	PART NUMBER
2	MUFFLER	★C4GY-5230-E

E-E-4

▲ Use D1AZ 5A231-C in U.S. only; use C000 5253-E in Canada

HALPERT_AUCTIONS

EXHAUST PARTS MODEL INDEX

How to use this index -

1. Find the car model desired.
2. Find the line which lists the engine displacement needed.
3. Select the correct page, and turn to that page.

Explanation of picture - text catalog sheets -

In sections 52.65 through 52.72, the complete present service system is shown at the top of the page, with an illustration and a complete bill of materials. If a second illustration appears below, that is the service system before simplification. In the lower system (before simplification), parts which are changed are shown by dotted lines, and the part numbers are shown in the table. Parts shown in black are parts which are unchanged and shown above in the upper illustration.

For stamped number cross-reference information and for size information, refer to Section 52, page 1.

1966

CYL.	C.I.D.	MODEL	TYPE▲	SECTION	PAGE	ILLUS. NO.♦
		A (FORD)				
6	240-1B	Exc.71	S	52.66	2	EF 52
		71	S	52.66	3	EF 53
8	289-2B	Exc.71	S	52.66	4	EF 56
		71	S	52.66	5	EF 58
	352-4B	Exc.71 -w/o T/E	D	52.66	6	EF 62
		-w/T/E (U.S. only)	D	52.66	7	EF 61
		71 -w/or w/o T/E	S	52.66	8	EF 72
	390-2B	Exc.71	S	52.66	9	EF 71
		71	S	52.66	8	EF 72
	390-4B	Exc.71	D	52.66	10	EF 60
		71	S	52.66	8	EF 72
	427-4B	(U.S. only) w/o T/E	D	52.66	11	EF 70
		(Canada only) w/o T/E	D	52.66	12	EF 68
	427-8B	(U.S. only) w/T/E	D	52.66	11	EF 70
	428-4B	Exc.71, P/C, 7 litre	D	52.66	10	EF 60
		P/C-exc. 71	D	52.66	13	EF 66
		71	D	52.66	8	EF 72
		7 litre	D	52.66	12	EF 68
		B (FAIRLANE)				
6	200-1B	Exc.71	S	52.66	14	EC 50
		71	S	52.66	15	EC 53
8	289-2B	Exc.71	S	52.66	16	EC 51
			S	52.66	17	EC 52
		71	S	52.66	18	EC 54
	390-2B	Exc.71, 76	S	52.66	19	EC 62
		71	S	52.66	20	EC 61
		76	D	52.66	21	EC 63
	390-4B	Exc.71	D	52.66	21	EC 63
		71	S	52.66	20	EC 61

CYL.	C.I.D.	MODEL	TYPE▲	SECTION	PAGE	ILLUS. NO.♦
		F (MUSTANG) - INCLUDES SHELBY				
6	200-1B		S	52.66	22	EA 23
8	289-2B		S	52.66	23	EA 24
		With dual exhaust kit	D	52.66	24	EA 25
					26	EA 26
					25	EA 29
	289-4B	Premium fuel	S	52.66	23	EA 24
		Prem.fuel (exc.GT, Perf. Image Option, Special) - with std. pipe extensions	D	52.66	25	EA 29
		Prem.fuel (GT or Perf. Image Option) - with exhaust port extensions	D	52.66	24	EA 25
		Special	D	52.66	26	EA 26
		Shelby GT350	D	52.66	26	EA 26
		S (THUNDERBIRD)				
8	390-4B		D	52.66	27	EH 2
	428-4B		D	52.66	27	EH 2
		U (BRONCO)				
6	170-1B		S	52.66	28	EN 1
8	289-2B		S	52.66	29	EN 2
		X (FALCON)				
6	170-1B	54, 62	S	52.66	30	EE 7
	200-1B	54, 62	S	52.66	30	EE 7
	200-1B	66, 71 -w/o T/E	S	52.66	31	EE 8
		-w/T/E (U.S. only)	S	52.66	32	EE 10
8	289	54, 62	S	52.66	33	EE 15
		66, 71	S	52.66	34	EE 17

♦ For control purposes only ▲ S - Single D - Dual

COPYRIGHT © 1975 — FORD MOTOR COMPANY — DEARBORN, MICHIGAN
FINAL ISSUE

HALPERT_AUCTIONS

1966 FORD—6 CYL. 240-1B SEDAN, HARDTOP & CONVERTIBLE

CONSOLIDATED SERVICE REPLACEMENT (REPLACES ORIGINAL SERVICE SYSTEM BELOW)

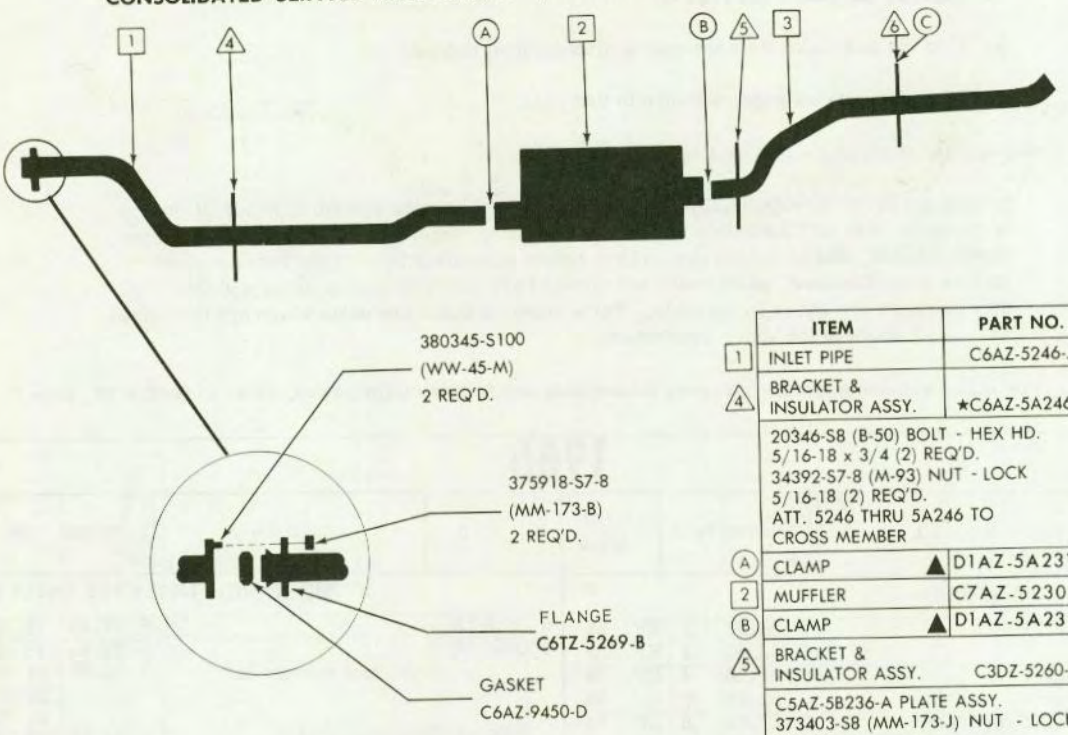

	ITEM	PART NO.
1	INLET PIPE	C6AZ-5246-J
4	BRACKET & INSULATOR ASSY.	★C6AZ-5A246-A
	20346-S8 (B-50) BOLT - HEX HD. 5/16-18 x 3/4 (2) REQ'D. 34392-S7-8 (M-93) NUT - LOCK 5/16-18 (2) REQ'D. ATT. 5246 THRU 5A246 TO CROSS MEMBER	
A	CLAMP ▲	D1AZ-5A231-C
2	MUFFLER	C7AZ-5230-AH
B	CLAMP ▲	D1AZ-5A231-C
5	BRACKET & INSULATOR ASSY.	C3DZ-5260-B
	C5AZ-5B236-A PLATE ASSY. 373403-S8 (MM-173-J) NUT - LOCK 3/8-16 (2) REQ'D. ATT. 5260 TO SUPPORT	
3	OUTLET PIPE	C5AZ-5255-T
6	BRACKET & INSULATOR ASSY.	C6AZ-5260-K
	39885-S7-8 (U-263-E) SCREW - HEX HD. 3/8-16 x 1/2 (2) REQ'D. ATT. 5260 TO FRAME	
C	CLAMP ▲	D1AZ-5A231-C

Original equipment muffler and outlet pipe are a welded assembly. To service this assembly you must replace it with both parts (muffler and outlet pipe) used together.

ORIGINAL SERVICE SYSTEM (REPLACED BY CONSOLIDATED SYSTEM ABOVE)

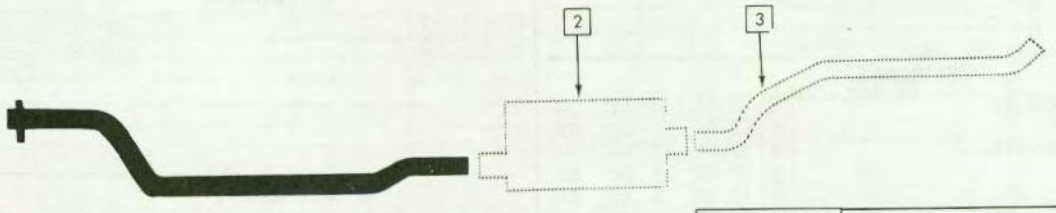

	ITEM	PART NO.
2	MUFFLER	★C6AZ-5230-M
3	OUTLET PIPE	★C6AZ-5255-N (w/o T/E)
		★C6AZ-5255-R (w/T/E)

E-F-52

▲ Use D1AZ 5A231-C in U.S. only; use C000 5253-E in Canada

HALPERT_AUCTIONS

1966 FORD—6 CYL. 240-1B STATION WAGON

CONSOLIDATED SERVICE REPLACEMENT (REPLACES ORIGINAL SERVICE SYSTEM BELOW)

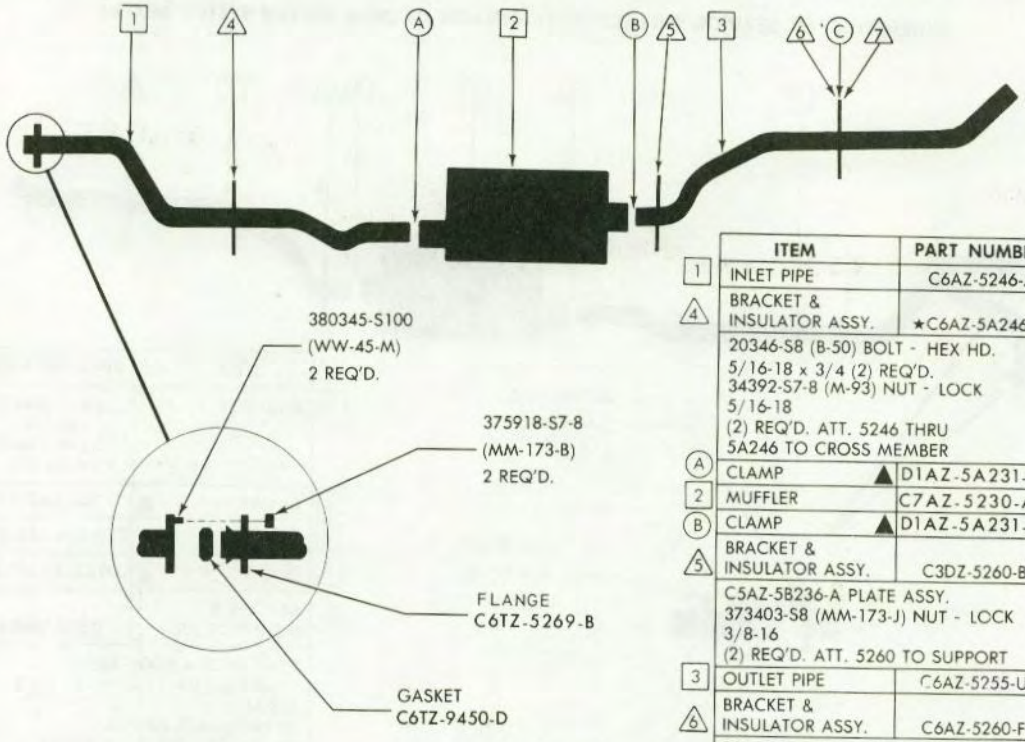

	ITEM	PART NUMBER
1	INLET PIPE	C6AZ-5246-J
4	BRACKET & INSULATOR ASSY.	★C6AZ-5A246-A
	20346-S8 (B-50) BOLT - HEX HD. 5/16-18 x 3/4 (2) REQ'D. 34392-S7-8 (M-93) NUT - LOCK 5/16-18 (2) REQ'D. ATT. 5246 THRU 5A246 TO CROSS MEMBER	
A	CLAMP ▲	D1AZ-5A231-C
2	MUFFLER	C7AZ-5230-AH
B	CLAMP ▲	D1AZ-5A231-C
5	BRACKET & INSULATOR ASSY.	C3DZ-5260-B
	C5AZ-5B236-A PLATE ASSY. 373403-S8 (MM-173-J) NUT - LOCK 3/8-16 (2) REQ'D. ATT. 5260 TO SUPPORT	
3	OUTLET PIPE	C6AZ-5255-U
6	BRACKET & INSULATOR ASSY.	C6AZ-5260-F
	20346-S8 (B-50) BOLT - HEX HD. 5/16-18 x 3/4 (2) REQ'D. 33800-S8 (M-63) NUT - LOCK 5/16-18 (2) REQ'D. ATT. 5260 TO FRAME	
C	CLAMP ▲	D1AZ-5A231-C
7	BRACKET	C8AZ-5266-C

Original equipment muffler and outlet pipe are a welded assembly. To service this assembly you must replace it with both parts (muffler and outlet pipe) used together.

ORIGINAL SERVICE SYSTEM (REPLACED BY CONSOLIDATED SYSTEM ABOVE)

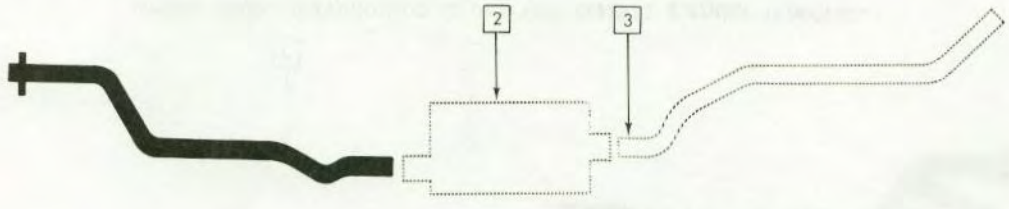

ITEM	PART NUMBER
2 MUFFLER	★C6AZ-5230-M
3 OUTLET PIPE	★C6AZ-5255-S (w/o T/E)
	★C6AZ-5255-T (w/T/E)

E-F-53

▲ Use D1AZ 5A231-C in U.S. only; use C000 5253-E in Canada

COPYRIGHT © 1975 — FORD MOTOR COMPANY — DEARBORN, MICHIGAN

HALPERT_AUCTIONS

1966 FORD—8 CYL. 289-2B SEDAN, HARDTOP, & CONVERTIBLE

CONSOLIDATED SERVICE REPLACEMENT (REPLACES ORIGINAL SERVICE SYSTEM BELOW)

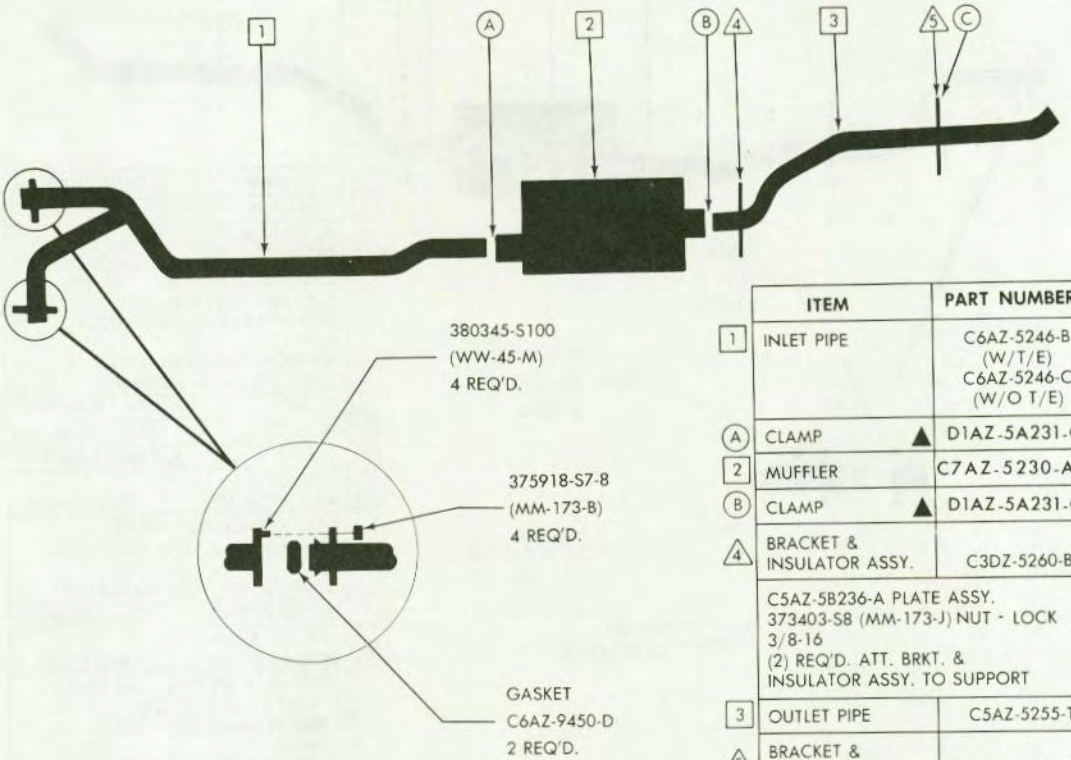

	ITEM	PART NUMBER
1	INLET PIPE	C6AZ-5246-B (W/T/E) C6AZ-5246-C (W/O T/E)
A	CLAMP ▲	D1AZ-5A231-C
2	MUFFLER	C7AZ-5230-AH
B	CLAMP ▲	D1AZ-5A231-C
4	BRACKET & INSULATOR ASSY.	C3DZ-5260-B
	C5AZ-5B236-A PLATE ASSY. 373403-S8 (MM-173-J) NUT - LOCK 3/8-16 (2) REQ'D. ATT. BRKT. & INSULATOR ASSY. TO SUPPORT	
3	OUTLET PIPE	C5AZ-5255-T
5	BRACKET & INSULATOR ASSY.	C6AZ-5260-K
	39885-S7-8 (U-263-E) SCREW - HEX HD. 3/8-16 x 1/2 (2) REQ'D. ATT. 5260 TO FRAME	
C	CLAMP ▲	D1AZ-5A231-C

Original equipment muffler and outlet pipe are a welded assembly. To service this assembly you must replace it with both parts (muffler and outlet pipe) used together.

ORIGINAL SERVICE SYSTEM (REPLACED BY CONSOLIDATED SYSTEM ABOVE)

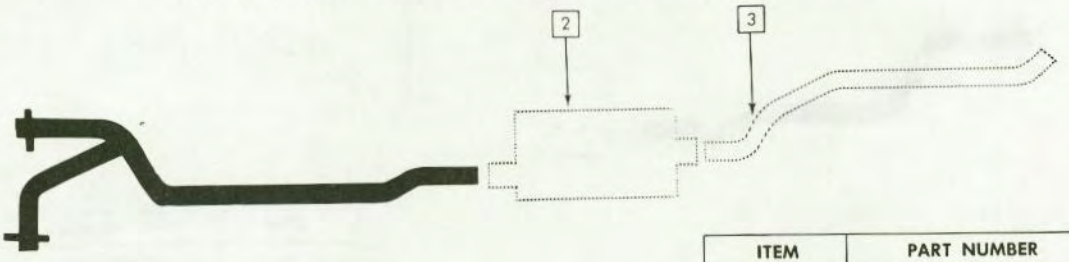

	ITEM	PART NUMBER
2	MUFFLER	★ C6AZ-5230-N
3	OUTLET PIPE	★ C6AZ-5255-R (W/T/E) ★ C6AZ-5255-N (W/OT/E)

E-F-56

▲ Use D1AZ 5A231-C in U.S. only; use C000 5253-E in Canada

HALPERT_AUCTIONS

1966 FORD—8 CYL. 289-2B STATION WAGON

CONSOLIDATED SERVICE REPLACEMENT (REPLACES ORIGINAL SERVICE SYSTEM BELOW)

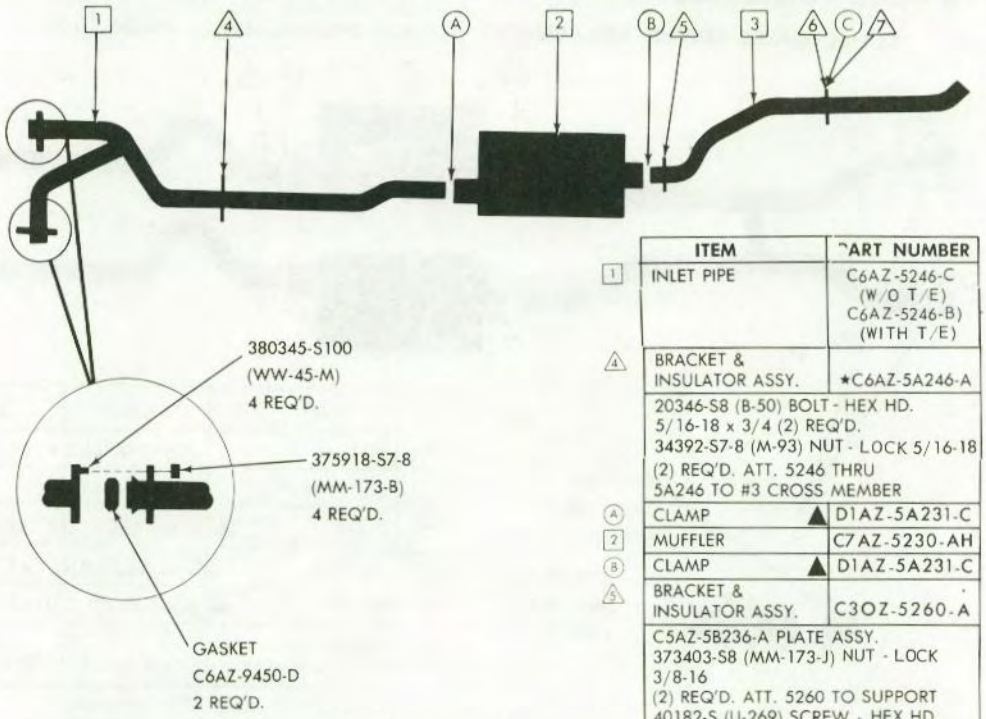

	ITEM	PART NUMBER
1	INLET PIPE	C6AZ-5246-C (W/O T/E) C6AZ-5246-B) (WITH T/E)
4	BRACKET & INSULATOR ASSY.	★C6AZ-5A246-A
	20346-S8 (B-50) BOLT - HEX HD. 5/16-18 x 3/4 (2) REQ'D. 34392-S7-8 (M-93) NUT - LOCK 5/16-18 (2) REQ'D. ATT. 5246 THRU 5A246 TO #3 CROSS MEMBER	
A	CLAMP ▲	D1AZ-5A231-C
2	MUFFLER	C7AZ-5230-AH
B	CLAMP ▲	D1AZ-5A231-C
5	BRACKET & INSULATOR ASSY.	C3OZ-5260-A
	C5AZ-5B236-A PLATE ASSY. 373403-S8 (MM-173-J) NUT - LOCK 3/8-16 (2) REQ'D. ATT. 5260 TO SUPPORT 40182-S (U-269) SCREW - HEX HD. 5/16-18 x 7/8 (2) REQ'D. ATT. 5260 TO MUFFLER	
3	OUTLET PIPE	C6AZ-5255-U
6	BRACKET & INSULATOR ASSY.	C6AZ-5260-F
	20346-S8 (B-50) BOLT - HEX HD. 5/16-18 x 3/4 (2) REQ'D. 34392-S7-8 (M-93) NUT - LOCK 5/16-18 (2) REQ'D. ATT. 5260 TO FRAME	
C	CLAMP ▲	D1AZ-5A231-C
7	BRACKET	C8AZ-5266-C

Consolidated muffler and outlet pipe must be used together as a matched pair. They will not mate with original service components.

ORIGINAL SERVICE SYSTEM (REPLACED BY CONSOLIDATED SYSTEM ABOVE)

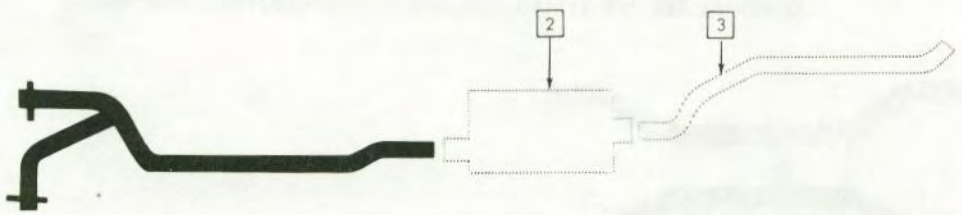

	ITEM	PART NO.
2	MUFFLER	★C6AZ-5230-R
3	OUTLET PIPE	★C6AZ-5255-A

E-F-58

▲ Use D1AZ 5A231-C in U.S. only; use C000 5253-E in Canada

COPYRIGHT © 1975 — FORD MOTOR COMPANY — DEARBORN, MICHIGAN

HALPERT_AUCTIONS

1966 FORD—8 CYL. 352-4B (W/O T/E) SEDAN, HARDTOP & CONVERTIBLE

CONSOLIDATED SERVICE REPLACEMENT (REPLACES ORIGINAL SERVICE SYSTEM BELOW)

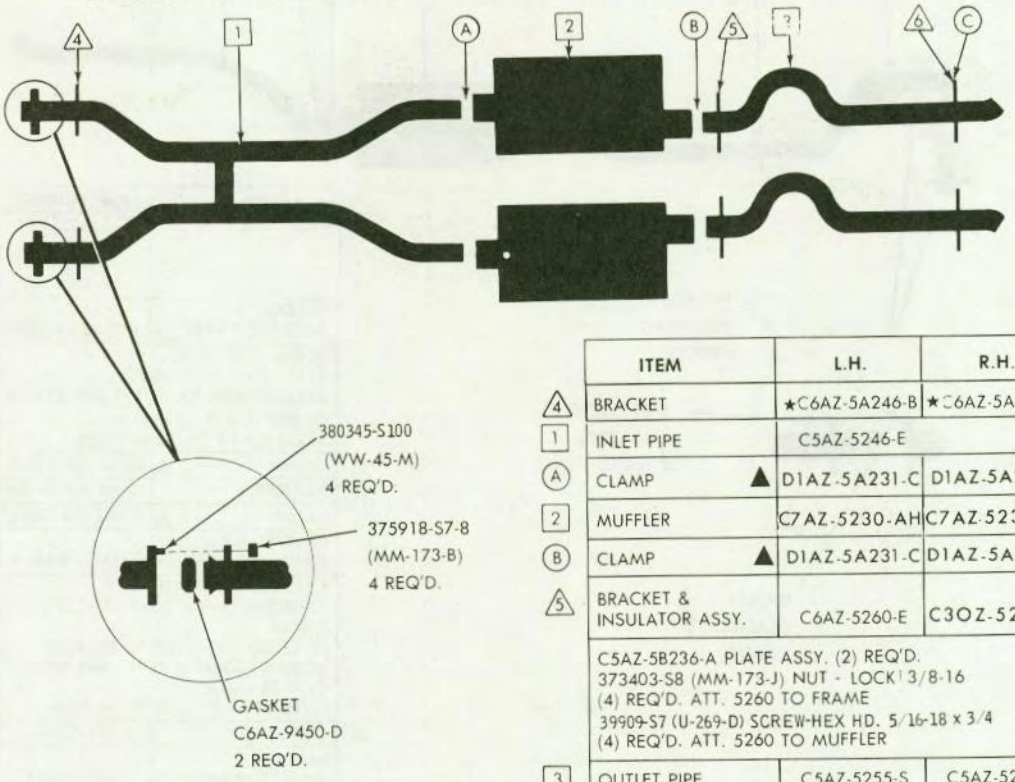

	ITEM	L.H.	R.H.
4	BRACKET	★C6AZ-5A246-B	★C6AZ-5A246-A
1	INLET PIPE	C5AZ-5246-E	
A	CLAMP ▲	D1AZ-5A231-C	D1AZ-5A231-C
2	MUFFLER	C7AZ-5230-AH	C7AZ-5230-AH
B	CLAMP ▲	D1AZ-5A231-C	D1AZ-5A231-C
5	BRACKET & INSULATOR ASSY.	C6AZ-5260-E	C3OZ-5260-A
	C5AZ-5B236-A PLATE ASSY. (2) REQ'D. 373403-S8 (MM-173-J) NUT - LOCK 3/8-16 (4) REQ'D. ATT. 5260 TO FRAME 39909-S7 (U-269-D) SCREW-HEX HD. 5/16-18 x 3/4 (4) REQ'D. ATT. 5260 TO MUFFLER		
3	OUTLET PIPE	C5AZ-5255-S	C5AZ-5255-T
6	BRACKET & INSULATOR ASSY.	C5AZ-5260-D	C6AZ-5260-K
	39885-S7-8 (U-263-E) SCREW - HEX HD. 3/8-16 x 1/2 (4) REQ'D. ATT. 5260 TO FRAME		
C	CLAMP ▲	D1AZ-5A231-C	D1AZ-5A231-C

Consolidated muffler and outlet pipe must be used together as a matched pair. They will not mate with original service components

ORIGINAL SERVICE SYSTEM (REPLACED BY CONSOLIDATED SYSTEM ABOVE)

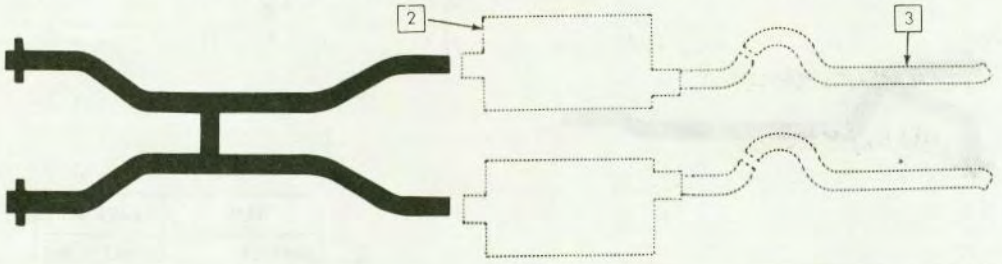

	ITEM	L.H.	R.H.
2	MUFFLER	★C6AZ-5230-AA	★C6AZ-5230-AC
3	OUTLET PIPE	★C6AZ-5255-G	★C6AZ-5255-J

E-F-62

▲ Use D1AZ 5A231-C in U.S. only; use C000 5253-E in Canada

HALPERT_AUCTIONS

1966 FORD—8 CYL. 352-4B (W/T/E) SEDAN, HARDTOP & CONVERTIBLE (U.S. ONLY)

CONSOLIDATED SERVICE REPLACEMENT (REPLACES ORIGINAL SERVICE SYSTEM BELOW)

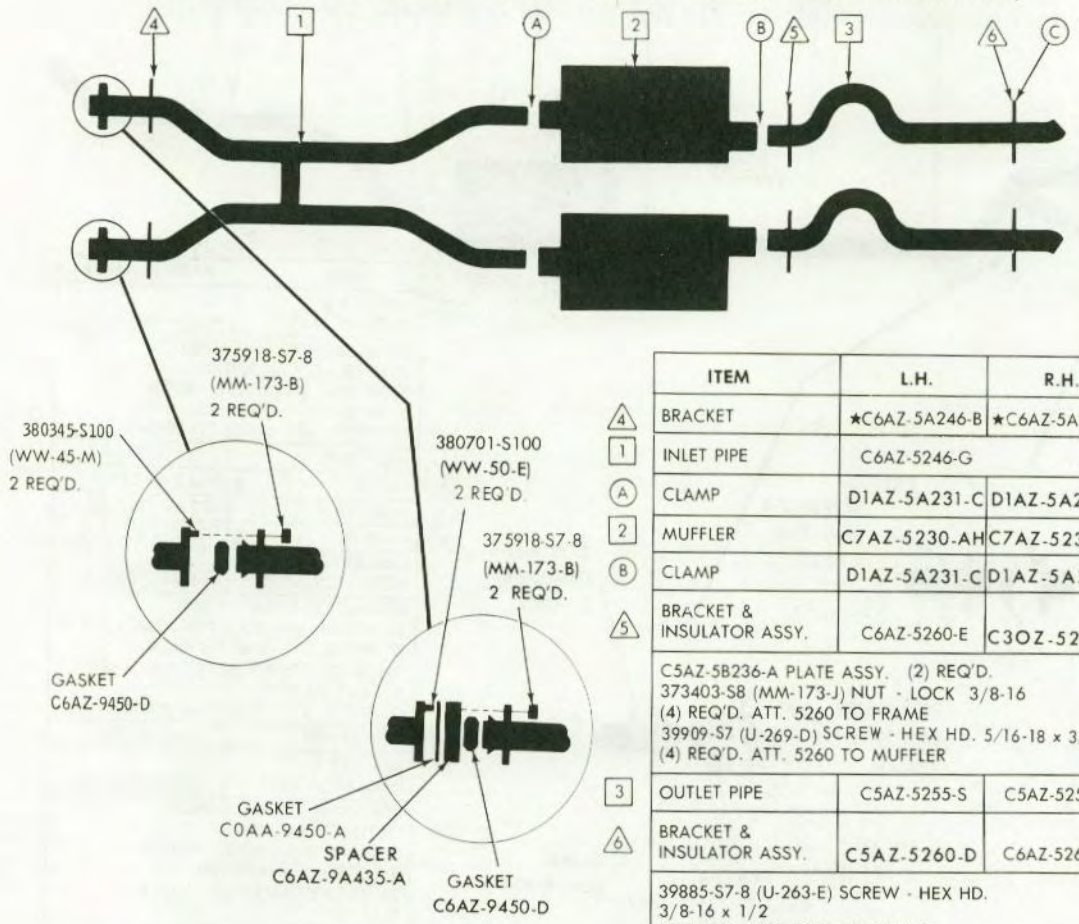

Consolidated muffler and outlet pipe must be used together as a matched pair. They will not mate with original service components.

	ITEM	L.H.	R.H.
4	BRACKET	★C6AZ-5A246-B	★C6AZ-5A246-A
1	INLET PIPE	C6AZ-5246-G	
A	CLAMP	D1AZ-5A231-C	D1AZ-5A231-C
2	MUFFLER	C7AZ-5230-AH	C7AZ-5230-AH
B	CLAMP	D1AZ-5A231-C	D1AZ-5A231-C
5	BRACKET & INSULATOR ASSY.	C6AZ-5260-E	C3OZ-5260-A
	C5AZ-5B236-A PLATE ASSY. (2) REQ'D. 373403-S8 (MM-173-J) NUT - LOCK 3/8-16 (4) REQ'D. ATT. 5260 TO FRAME 39909-S7 (U-269-D) SCREW - HEX HD. 5/16-18 x 3/4 (4) REQ'D. ATT. 5260 TO MUFFLER		
3	OUTLET PIPE	C5AZ-5255-S	C5AZ-5255-T
6	BRACKET & INSULATOR ASSY.	C5AZ-5260-D	C6AZ-5260-K
	39885-S7-8 (U-263-E) SCREW - HEX HD. 3/8-16 x 1/2 (4) REQ'D. ATT. 5260 TO FRAME		
C	CLAMP	D1AZ-5A231-C	D1AZ-5A231-C

ORIGINAL SERVICE SYSTEM (REPLACED BY CONSOLIDATED SYSTEM ABOVE)

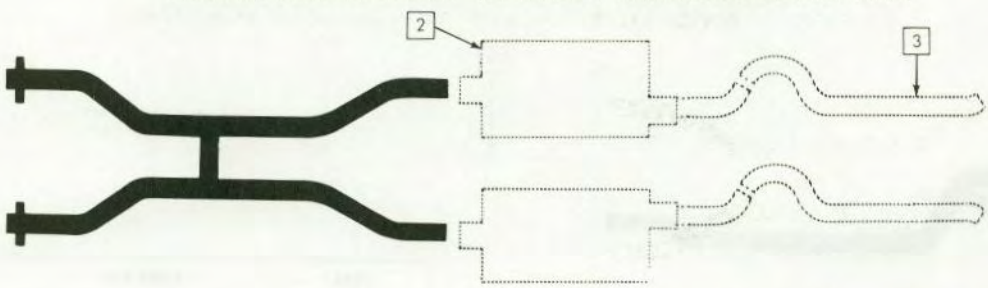

	ITEM	L.H.	R.H.
2	MUFFLER	★C6AZ-5230-AA	★C6AZ-5230-AB
3	OUTLET PIPE	★C6AZ-5255-G	★C6AZ-5255-K

E-F-61

COPYRIGHT © 1975 — FORD MOTOR COMPANY — DEARBORN, MICHIGAN

HALPERT_AUCTIONS

1966 FORD—8 CYL. 352-4B, 390-2B, 390-4B & 428-4B STATION WAGON

CONSOLIDATED SERVICE REPLACEMENT (REPLACES ORIGINAL SERVICE SYSTEM BELOW)

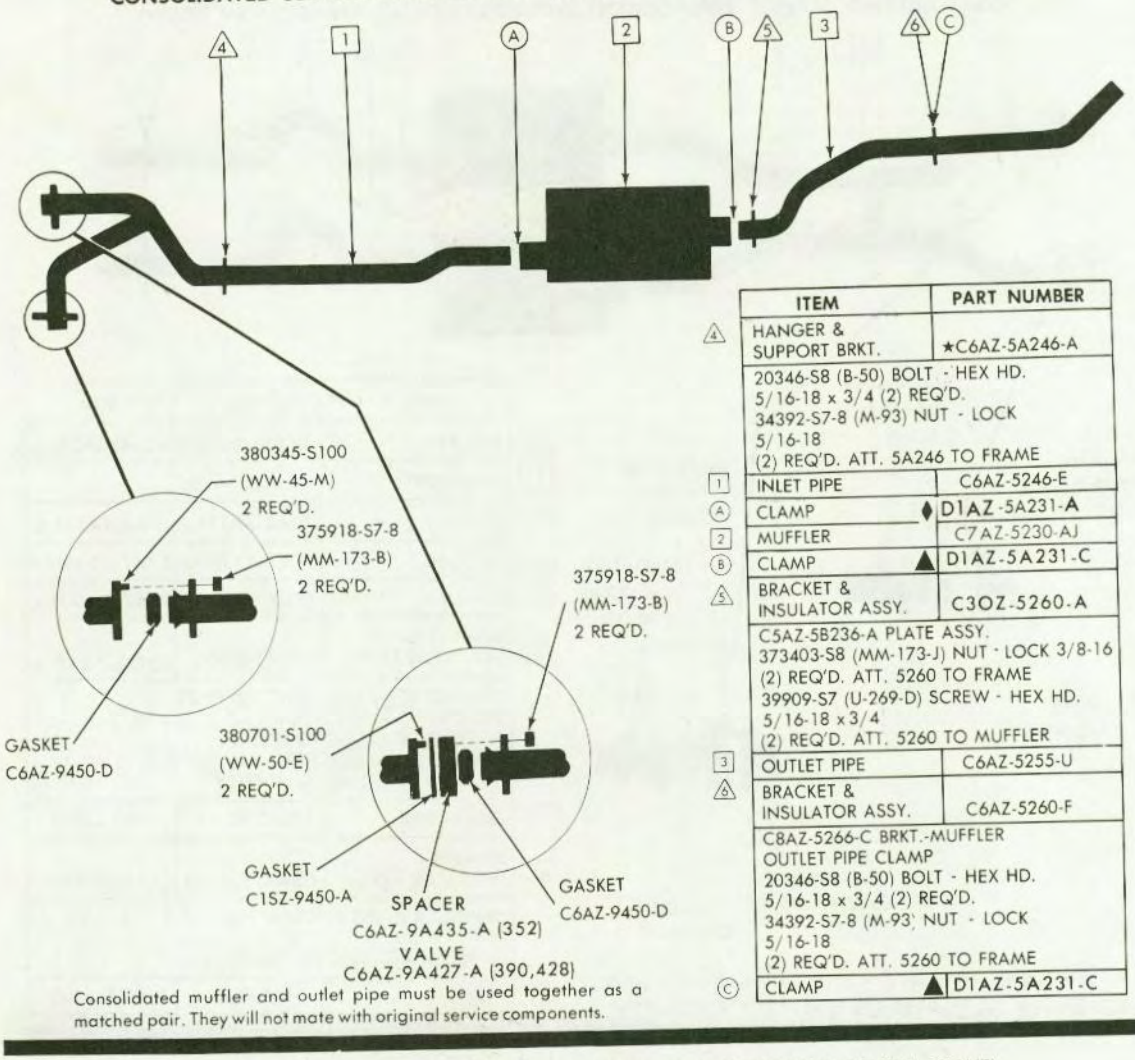

	ITEM	PART NUMBER
4	HANGER & SUPPORT BRKT.	★C6AZ-5A246-A
	20346-S8 (B-50) BOLT - HEX HD. 5/16-18 x 3/4 (2) REQ'D. 34392-S7-8 (M-93) NUT - LOCK 5/16-18 (2) REQ'D. ATT. 5A246 TO FRAME	
1	INLET PIPE	C6AZ-5246-E
A	CLAMP ♦	D1AZ-5A231-A
2	MUFFLER	C7AZ-5230-AJ
B	CLAMP ▲	D1AZ-5A231-C
5	BRACKET & INSULATOR ASSY.	C3OZ-5260-A
	C5AZ-5B236-A PLATE ASSY. 373403-S8 (MM-173-J) NUT - LOCK 3/8-16 (2) REQ'D. ATT. 5260 TO FRAME 39909-S7 (U-269-D) SCREW - HEX HD. 5/16-18 x 3/4 (2) REQ'D. ATT. 5260 TO MUFFLER	
3	OUTLET PIPE	C6AZ-5255-U
5	BRACKET & INSULATOR ASSY.	C6AZ-5260-F
	C8AZ-5266-C BRKT.-MUFFLER OUTLET PIPE CLAMP 20346-S8 (B-50) BOLT - HEX HD. 5/16-18 x 3/4 (2) REQ'D. 34392-S7-8 (M-93) NUT - LOCK 5/16-18 (2) REQ'D. ATT. 5260 TO FRAME	
C	CLAMP ▲	D1AZ-5A231-C

Consolidated muffler and outlet pipe must be used together as a matched pair. They will not mate with original service components.

ORIGINAL SERVICE SYSTEM (REPLACED BY CONSOLIDATED SYSTEM ABOVE)

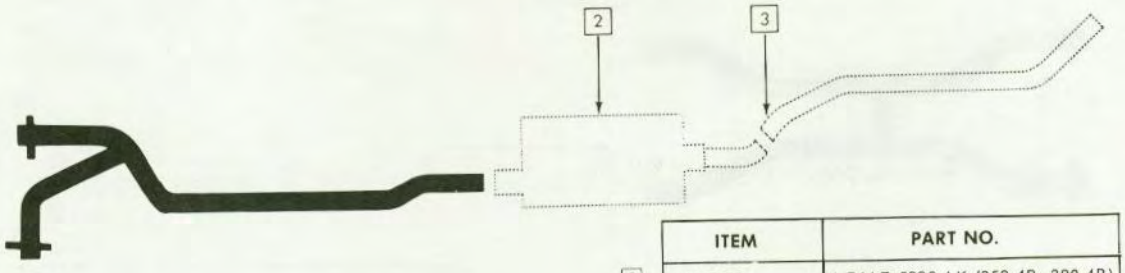

	ITEM	PART NO.
2	MUFFLER	★C6AZ-5230-AK (352-4B, 390-4B) ★C6AZ-5230-AF (390-2B) ★C6AZ-5230-AH (428-4B)
3	OUTLET PIPE	★C6AZ-5255-L

E-F-72

▲ Use D1AZ 5A231-C in U.S. only; use C000 5253-E in Canada

♦ Use D1AZ 5A231-A in U. S. only; use C000 5253-F in Canada

HALPERT_AUCTIONS

1966 FORD—8 CYL. 390-2B SEDAN, HARDTOP, & CONVERTIBLE

CONSOLIDATED SERVICE REPLACEMENT (REPLACES ORIGINAL SERVICE SYSTEM BELOW)

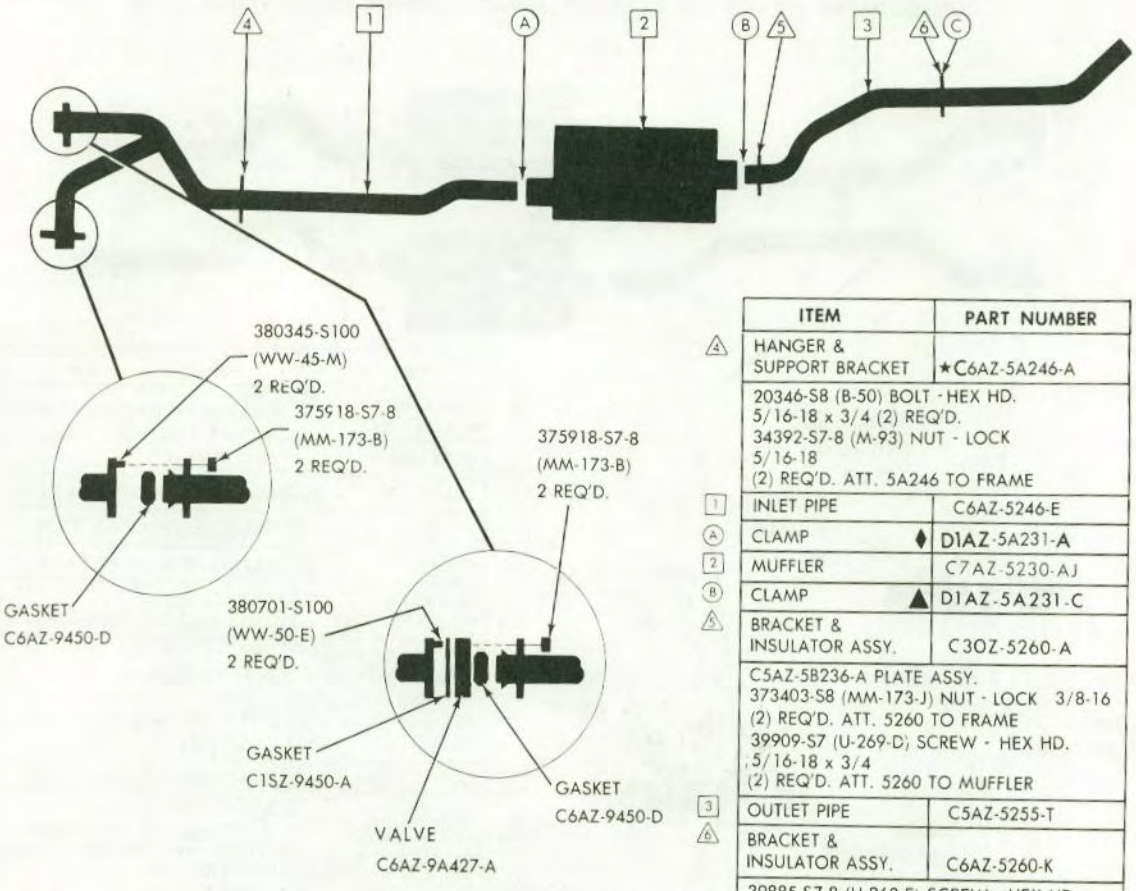

	ITEM	PART NUMBER
4	HANGER & SUPPORT BRACKET	★C6AZ-5A246-A
	20346-S8 (B-50) BOLT - HEX HD. 5/16-18 x 3/4 (2) REQ'D. 34392-S7-8 (M-93) NUT - LOCK 5/16-18 (2) REQ'D. ATT. 5A246 TO FRAME	
1	INLET PIPE	C6AZ-5246-E
A	CLAMP ♦	D1AZ-5A231-A
2	MUFFLER	C7AZ-5230-AJ
B	CLAMP ▲	D1AZ-5A231-C
5	BRACKET & INSULATOR ASSY.	C3OZ-5260-A
	C5AZ-5B236-A PLATE ASSY. 373403-S8 (MM-173-J) NUT - LOCK 3/8-16 (2) REQ'D. ATT. 5260 TO FRAME 39909-S7 (U-269-D) SCREW - HEX HD. 5/16-18 x 3/4 (2) REQ'D. ATT. 5260 TO MUFFLER	
3	OUTLET PIPE	C5AZ-5255-T
6	BRACKET & INSULATOR ASSY.	C6AZ-5260-K
	39885-S7-8 (U-263-E) SCREW - HEX HD. 3/8-16 x 1/2 ATT. BRKT. TO FRAME	
C	CLAMP ▲	D1AZ-5A231-C

Consolidated muffler and outlet pipe must be used together as a matched pair. They will not mate with original service components.

ORIGINAL SERVICE SYSTEM (REPLACED BY CONSOLIDATED SYSTEM ABOVE)

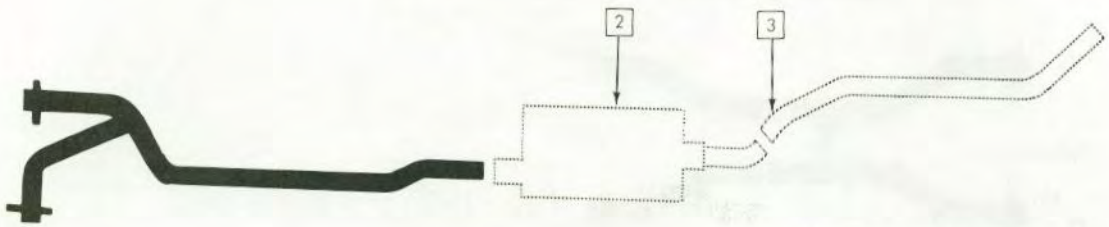

	ITEM	PART NO.
2	MUFFLER	★C6AZ-5230-J
3	OUTLET PIPE	★C6AZ-5255-C

E-F-71

▲ Use D1AZ 5A231-C in U.S. only; use C000 5253-E in Canada

♦ Use D1AZ 5A231-A in U. S. only; use C000 5253-F in Canada

May, 1975

COPYRIGHT © 1975 — FORD MOTOR COMPANY — DEARBORN, MICHIGAN

FINAL ISSUE

1966 FORD—8 CYL. 390-4B & 428-4B SEDAN, HARDTOP & CONVERTIBLE (EXCEPT 428-4B P/C & 7-LITRE)

CONSOLIDATED SERVICE REPLACEMENT (REPLACES ORIGINAL SERVICE SYSTEM BELOW)

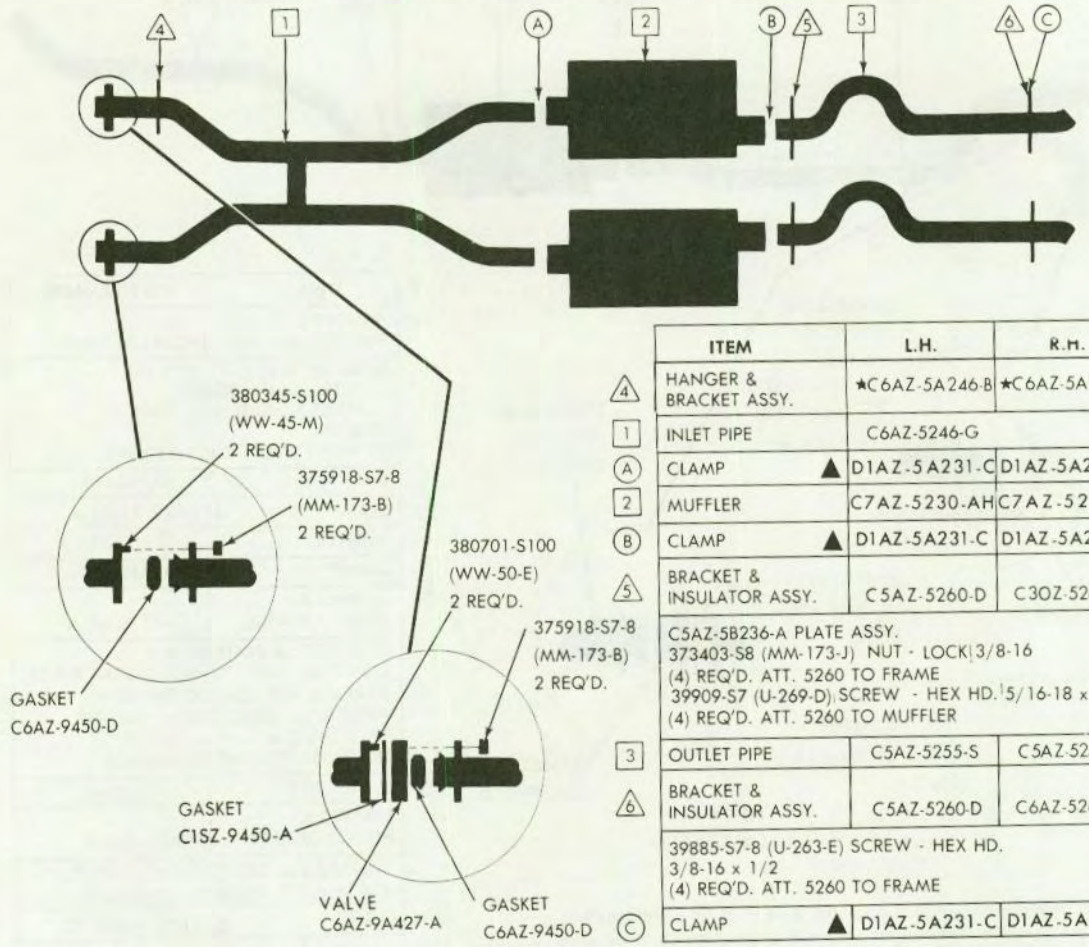

	ITEM	L.H.	R.H.
4	HANGER & BRACKET ASSY.	★C6AZ-5A246-B	★C6AZ-5A246-A
1	INLET PIPE	C6AZ-5246-G	
A	CLAMP ▲	D1AZ-5A231-C	D1AZ-5A231-C
2	MUFFLER	C7AZ-5230-AH	C7AZ-5230-AH
B	CLAMP ▲	D1AZ-5A231-C	D1AZ-5A231-C
5	BRACKET & INSULATOR ASSY.	C5AZ-5260-D	C3OZ-5260-A
	C5AZ-5B236-A PLATE ASSY. 373403-S8 (MM-173-J) NUT - LOCK 3/8-16 (4) REQ'D. ATT. 5260 TO FRAME 39909-S7 (U-269-D) SCREW - HEX HD. 5/16-18 x 3/4 (4) REQ'D. ATT. 5260 TO MUFFLER		
3	OUTLET PIPE	C5AZ-5255-S	C5AZ-5255-T
6	BRACKET & INSULATOR ASSY.	C5AZ-5260-D	C6AZ-5260-K
	39885-S7-8 (U-263-E) SCREW - HEX HD. 3/8-16 x 1/2 (4) REQ'D. ATT. 5260 TO FRAME		
C	CLAMP ▲	D1AZ-5A231-C	D1AZ-5A231-C

Consolidated muffler and outlet pipe must be used together as a matched pair. They will not mate with original service components.

ORIGINAL SERVICE SYSTEM (REPLACED BY CONSOLIDATED SYSTEM ABOVE)

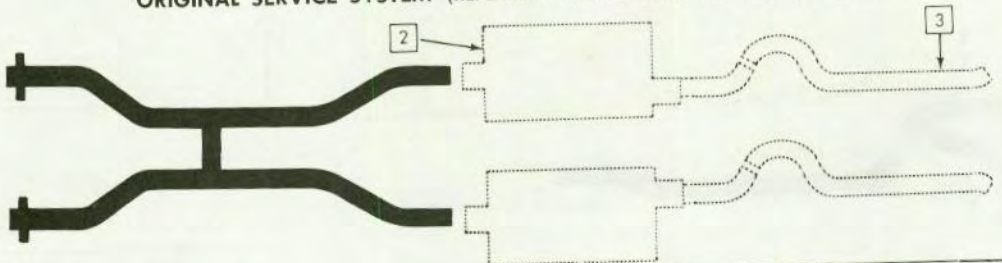

	ITEM	L.H.	R.H.
2	MUFFLER	★C6AZ-5230-Y	★C6AZ-5230-AD
3	OUTLET PIPE	★C6AZ-5255-G	★C6AZ-5255-J (w/o T/E)
		★C6AZ-5255-G	★C6AZ-5255-K (w/T/E)

E-F-60

▲ Use D1AZ 5A231-C in U.S. only; use C000 5253-E in Canada

1966 FORD– 8 CYL. 427-4B (W/O T/E) & 427-8B (W/T/E) SEDAN, HARDTOP, & CONVERTIBLE (U.S. ONLY)

CONSOLIDATED SERVICE REPLACEMENT (REPLACES ORIGINAL SERVICE SYSTEM BELOW)

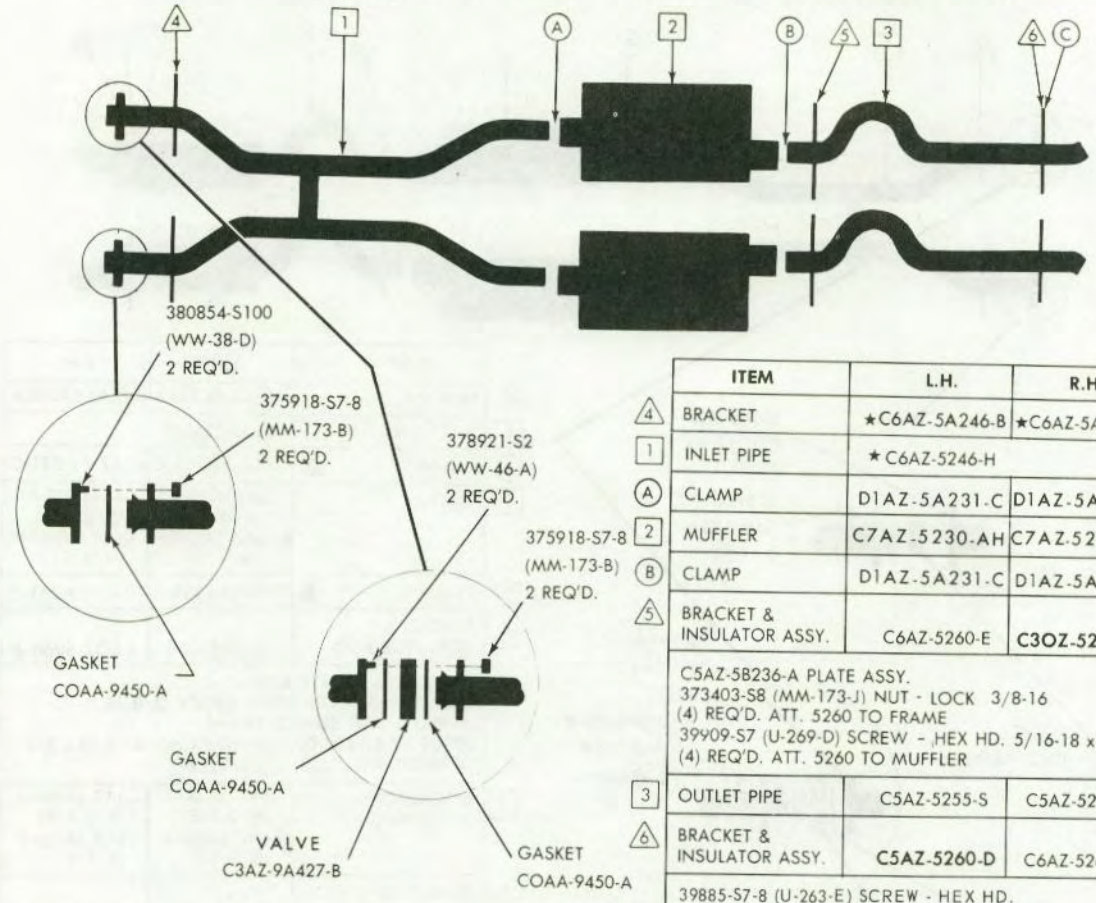

	ITEM	L.H.	R.H.
4	BRACKET	★C6AZ-5A246-B	★C6AZ-5A246-A
1	INLET PIPE	★ C6AZ-5246-H	
A	CLAMP	D1AZ-5A231-C	D1AZ-5A231-C
2	MUFFLER	C7AZ-5230-AH	C7AZ-5230-AH
B	CLAMP	D1AZ-5A231-C	D1AZ-5A231-C
5	BRACKET & INSULATOR ASSY.	C6AZ-5260-E	**C3OZ-5260-A**
	C5AZ-5B236-A PLATE ASSY. 373403-S8 (MM-173-J) NUT - LOCK 3/8-16 (4) REQ'D. ATT. 5260 TO FRAME 39909-S7 (U-269-D) SCREW - HEX HD. 5/16-18 x 3/4 (4) REQ'D. ATT. 5260 TO MUFFLER		
3	OUTLET PIPE	C5AZ-5255-S	C5AZ-5255-T
6	BRACKET & INSULATOR ASSY.	**C5AZ-5260-D**	C6AZ-5260-K
	39885-S7-8 (U-263-E) SCREW - HEX HD. 3/8-16 x 1/2 (2) REQ'D. ATT. 5260 TO FRAME		
C	CLAMP	D1AZ-5A231-C	D1AZ-5A231-C

Consolidated muffler and outlet pipe must be used together as a matched pair. They will not mate with original service components.

ORIGINAL SERVICE SYSTEM (REPLACED BY CONSOLIDATED SYSTEM ABOVE)

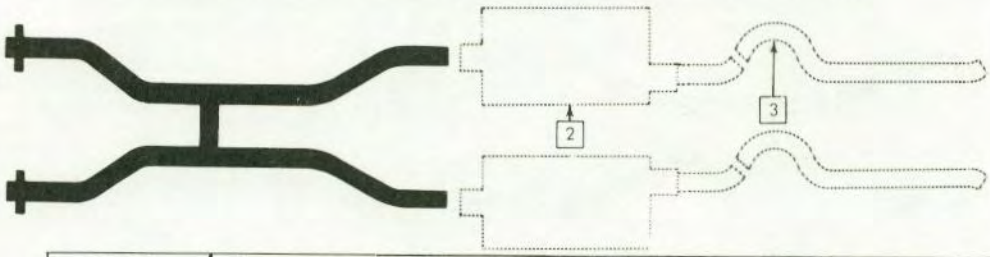

	ITEM	L.H.	R.H.
2	MUFFLER	★ C6AZ-5230-Y (BEFORE 10/1/65 - W/O T/E) ★ C6AZ-5230-U (FROM 10/1/65 - W/O T/E) ★ C6AZ-5230-Y (W/T/E)	★ C6AZ-5230-AD (BEFORE 10/1/65 - W/O T/E) ★ C6AZ-5230-S (FROM 10-1-65 - W/O T/E) ★ C6AZ-5230-AD (W/T/E)
3	OUTLET PIPE	★ C6AZ-5255-E (W/O T/E) ★ C6AZ-5255-E (W/T/E)	★ C6AZ-5255-C (W/O T/E) ★ C6AZ-5255-K (W/T/E)

E-F-70

COPYRIGHT © 1975 — FORD MOTOR COMPANY — DEARBORN, MICHIGAN

HALPERT AUCTIONS

1966 FORD—8 CYL. 427-4B (W/O T/E) SEDAN & HARDTOP (CANADA ONLY)

1966 FORD—8CYL. 428-4B 7-LITRE HARDTOP

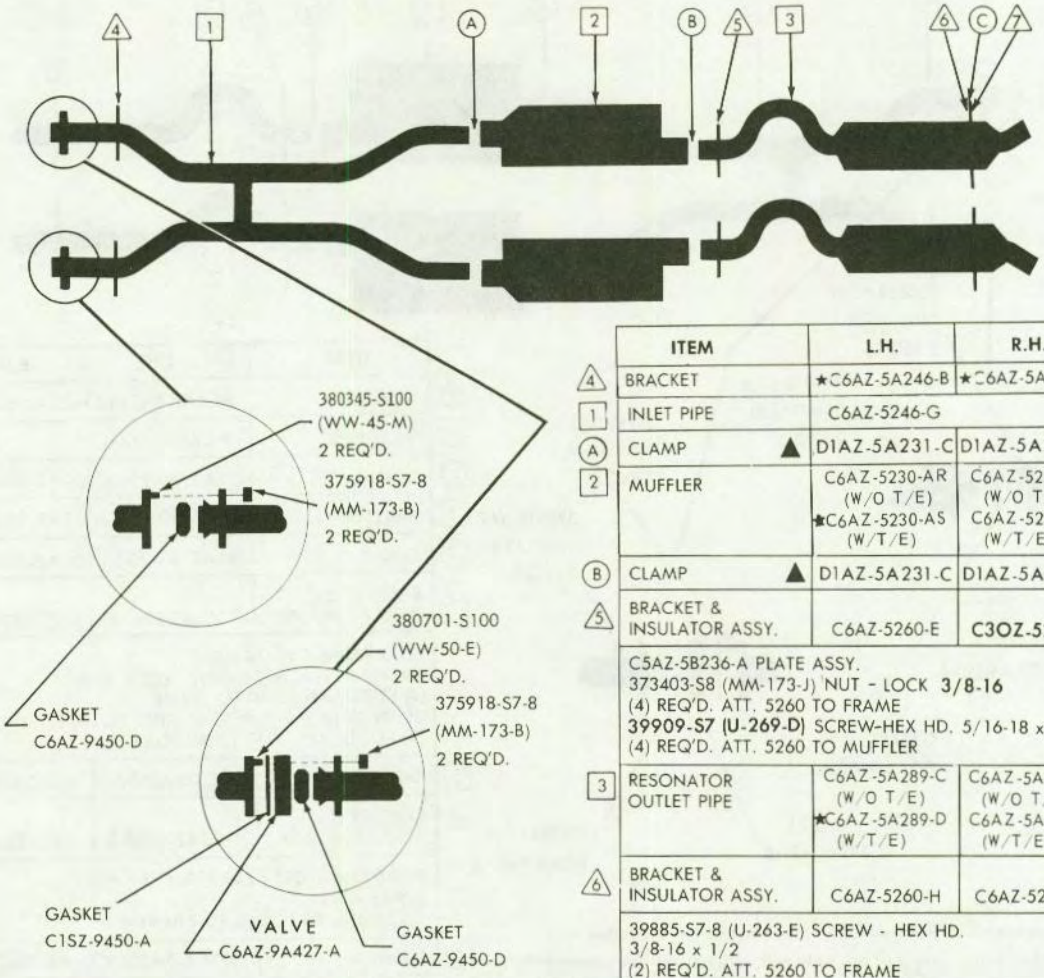

	ITEM	L.H.	R.H.
4	BRACKET	★C6AZ-5A246-B	★C6AZ-5A246-A
1	INLET PIPE	C6AZ-5246-G	
A	CLAMP ▲	D1AZ-5A231-C	D1AZ-5A231-C
2	MUFFLER	C6AZ-5230-AR (W/O T/E) ★C6AZ-5230-AS (W/T/E)	C6AZ-5230-AM (W/O T/E) C6AZ-5230-AN (W/T/E)
B	CLAMP ▲	D1AZ-5A231-C	D1AZ-5A231-C
5	BRACKET & INSULATOR ASSY.	C6AZ-5260-E	C3OZ-5260-A
	C5AZ-5B236-A PLATE ASSY. 373403-S8 (MM-173-J) NUT - LOCK 3/8-16 (4) REQ'D. ATT. 5260 TO FRAME 39909-S7 (U-269-D) SCREW-HEX HD. 5/16-18 x 3/4 (4) REQ'D. ATT. 5260 TO MUFFLER		
3	RESONATOR OUTLET PIPE	C6AZ-5A289-C (W/O T/E) ★C6AZ-5A289-D (W/T/E)	C6AZ-5A289-A (W/O T/E) C6AZ-5A289-B (W/T/E)
6	BRACKET & INSULATOR ASSY.	C6AZ-5260-H	C6AZ-5260-G
	39885-S7-8 (U-263-E) SCREW - HEX HD. 3/8-16 x 1/2 (2) REQ'D. ATT. 5260 TO FRAME		
C	CLAMP	C6AZ-5A231-A	C6AZ-5A231-A
7	BRACKET	★C6AZ-5266-C	★C6AZ-5266-B

E-F-68

▲ Use D1AZ 5A231-C in U.S. only; use C000 5253-E in Canada

HALPERT_AUCTIONS

1966 FORD—8 CYL. 428-4B SEDAN (POLICE CAR ONLY)

CONSOLIDATED SERVICE REPLACEMENT (REPLACES ORIGINAL SERVICE SYSTEM BELOW)

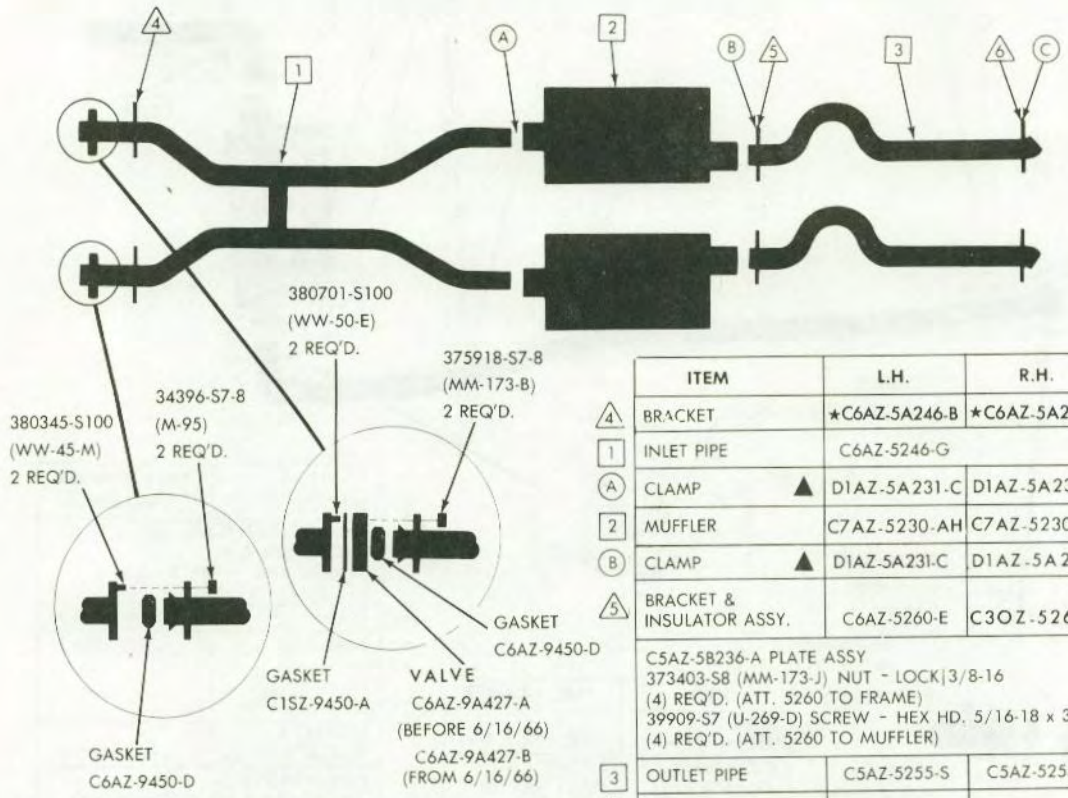

	ITEM	L.H.	R.H.
4	BRACKET	★C6AZ-5A246-B	★C6AZ-5A246-A
1	INLET PIPE	C6AZ-5246-G	
A	CLAMP ▲	D1AZ-5A231-C	D1AZ-5A231-C
2	MUFFLER	C7AZ-5230-AH	C7AZ-5230-AH
B	CLAMP ▲	D1AZ-5A231-C	D1AZ-5A231-C
5	BRACKET & INSULATOR ASSY.	C6AZ-5260-E	C3OZ-5260-A
	C5AZ-5B236-A PLATE ASSY 373403-S8 (MM-173-J) NUT - LOCK 3/8-16 (4) REQ'D. (ATT. 5260 TO FRAME) 39909-S7 (U-269-D) SCREW - HEX HD. 5/16-18 x 3/4 (4) REQ'D. (ATT. 5260 TO MUFFLER)		
3	OUTLET PIPE	C5AZ-5255-S	C5AZ-5255-T
6	BRACKET & INSULATOR ASSY.	C5AZ-5260-D	C6AZ-5260-K
	39885-S8 (U-263-E) SCREW - HEX HD. 3/8-16 x 1/2 (2) REQ'D. (ATT. 5260 TO FRAME)		
C	CLAMP ▲	D1AZ-5A231-C	D1AZ-5A231-C

Original equipment muffler and outlet pipe are a welded assembly. To service this assembly you must replace it with both parts (muffler and outlet pipe) used together.

Consolidated muffler and outlet pipe must be used together as a matched pair. They will not mate with original service components.

ORIGINAL SERVICE SYSTEM (REPLACED BY CONSOLIDATED SYSTEM ABOVE)

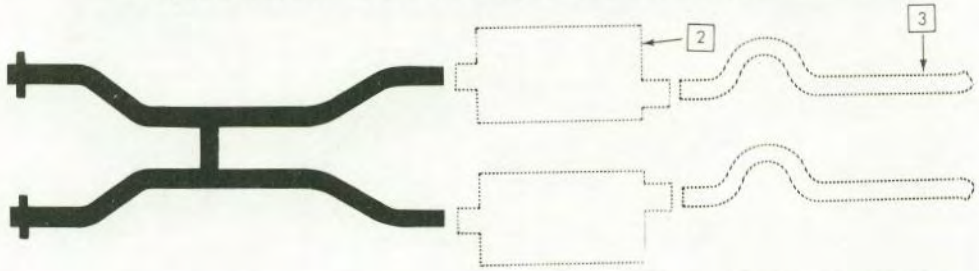

	ITEM	L.H.	R.H.
2	MUFFLER	★C6AZ-5230-U	★C6AZ-5230-S
3	OUTLET PIPE	★C6AZ-5255-E	★C6AZ-5255-C

E-F-66

▲ Use D1AZ 5A231-C in U.S. only; use C000 5253-E in Canada

COPYRIGHT © 1975 — FORD MOTOR COMPANY — DEARBORN, MICHIGAN

HALPERT_AUCTIONS

1966 FAIRLANE—6 CYL. 200-1B SEDAN, HARDTOP & CONVERTIBLE

CONSOLIDATED SERVICE REPLACEMENT (REPLACES ORIGINAL SERVICE SYSTEM BELOW)

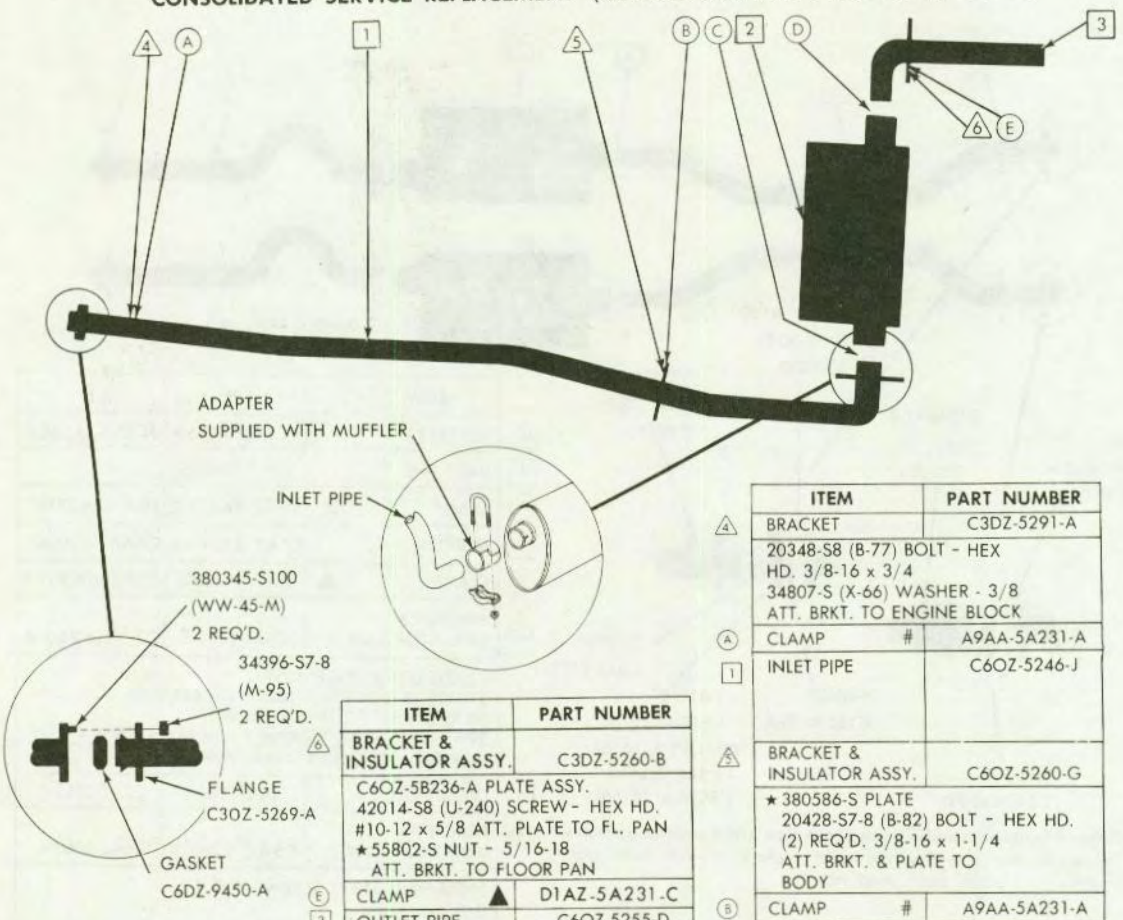

ITEM	PART NUMBER
BRACKET & INSULATOR ASSY.	C3DZ-5260-B
C6OZ-5B236-A PLATE ASSY. 42014-S8 (U-240) SCREW - HEX HD. #10-12 x 5/8 ATT. PLATE TO FL. PAN ★55802-S NUT - 5/16-18 ATT. BRKT. TO FLOOR PAN	
CLAMP ▲	D1AZ-5A231-C
OUTLET PIPE	C6OZ-5255-D

Original equipment muffler and outlet pipe are a welded assembly. To service this assembly you must replace it with both parts (muffler and outlet pipe) used together.

ITEM	PART NUMBER
BRACKET	C3DZ-5291-A
20348-S8 (B-77) BOLT - HEX HD. 3/8-16 x 3/4 34807-S (X-66) WASHER - 3/8 ATT. BRKT. TO ENGINE BLOCK	
CLAMP #	A9AA-5A231-A
INLET PIPE	C6OZ-5246-J
BRACKET & INSULATOR ASSY.	C6OZ-5260-G
★ 380586-S PLATE 20428-S7-8 (B-82) BOLT - HEX HD. (2) REQ'D. 3/8-16 x 1-1/4 ATT. BRKT. & PLATE TO BODY	
CLAMP #	A9AA-5A231-A
CLAMP ▲	D1AZ-5A231-C
MUFFLER	C5DZ-5230-E
CLAMP ▲	D1AZ-5A231-C

ORIGINAL SERVICE SYSTEM (REPLACED BY CONSOLIDATED SYSTEM ABOVE)

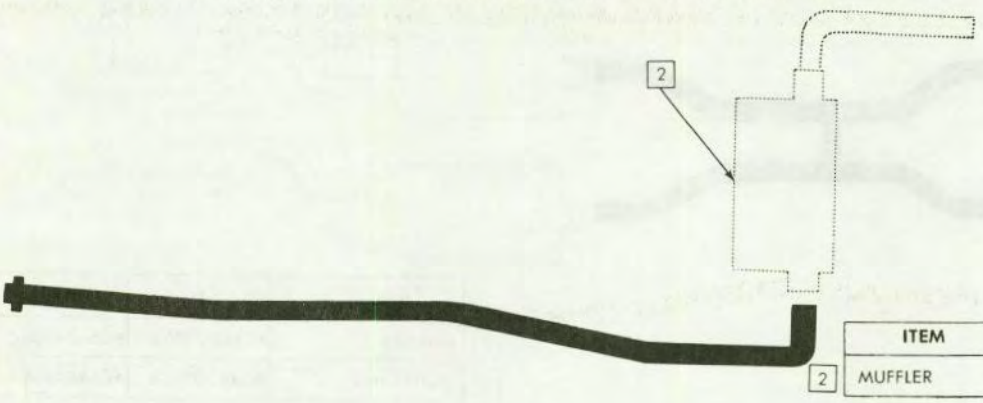

ITEM	PART NO.
MUFFLER	✶C6OZ-5230-N

E-C-50

▲ Use D1AZ 5A231-C in U.S. only; use C000 5253-E in Canada

\# Use A9AA 5A231-A in U. S. only; use C000 5253-C in Canada

HALPERT_AUCTIONS

1966 FAIRLANE—6 CYL. 200-1B STATION WAGON

CONSOLIDATED SERVICE REPLACEMENT (REPLACES ORIGINAL SERVICE SYSTEM BELOW)

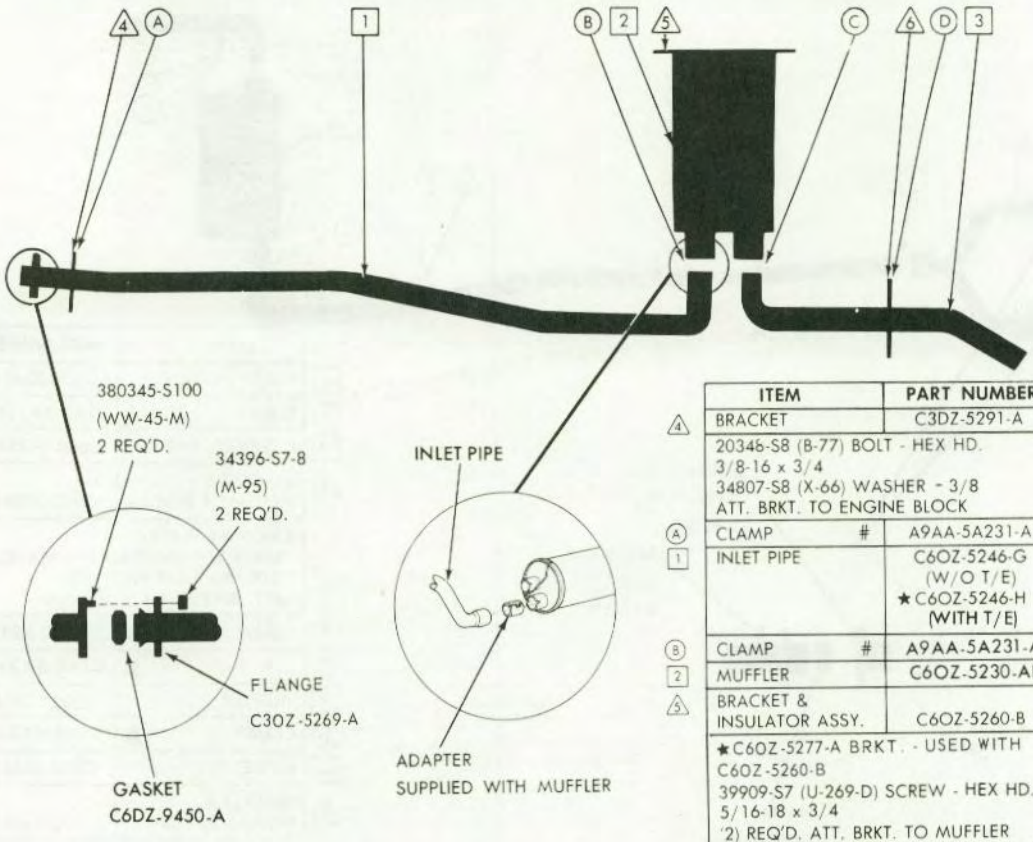

	ITEM	PART NUMBER
4	BRACKET	C3DZ-5291-A
	20346-S8 (B-77) BOLT - HEX HD. 3/8-16 x 3/4 34807-S8 (X-66) WASHER - 3/8 ATT. BRKT. TO ENGINE BLOCK	
A	CLAMP #	A9AA-5A231-A
1	INLET PIPE	C6OZ-5246-G (W/O T/E) ★C6OZ-5246-H (WITH T/E)
B	CLAMP #	A9AA-5A231-A
2	MUFFLER	C6OZ-5230-AB
5	BRACKET & INSULATOR ASSY.	C6OZ-5260-B
	★C6OZ-5277-A BRKT. - USED WITH C6OZ-5260-B 39909-S7 (U-269-D) SCREW - HEX HD. 5/16-18 x 3/4 (2) REQ'D. ATT. BRKT. TO MUFFLER 20428-S7-S8 (B-82) BOLT-HEX HD. 3/8 x 1-1/4 (2) REQ'D. ATT. BRKT. TO BODY RAIL	
C	CLAMP #	A9AA-5A231-A
6	BRACKET & INSULATOR ASSY.	C3OZ-5260-A
	39909-S7 (U-269-D) SCREW - HEX HD. 5/16-18 x 3/4 ATT. BRKT. TO SIDE RAIL	
D	CLAMP #	A9AA-5A231-A
3	OUTLET PIPE	C6OZ-5255-C

Original equipment muffler and outlet pipe are a welded assembly. To service this assembly you must replace it with both parts (muffler and outlet pipe) used together.

ORIGINAL SERVICE SYSTEM (REPLACED BY CONSOLIDATED SYSTEM ABOVE)

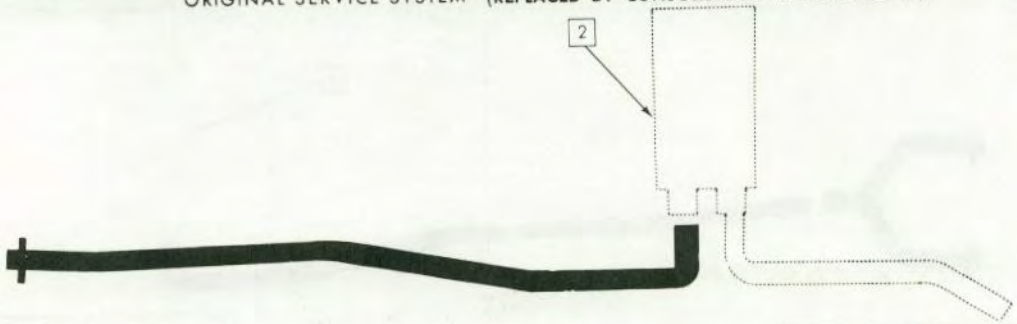

	ITEM	PART NO.
2	MUFFLER	★C6OZ-5230-E

E-C-53

Use A9AA 5A231-A in U. S. only, use C000 5253-C in Canada

COPYRIGHT © 1975 — FORD MOTOR COMPANY — DEARBORN, MICHIGAN

1966 FAIRLNE—8 CYL. 289-2B SEDAN, HARDTOP, CONVERTIBLE (W/O THERMACTOR)

CONSOLIDATED SERVICE REPLACEMENT **(REPLACES ORIGINAL SERVICE SYSTEM BELOW)**

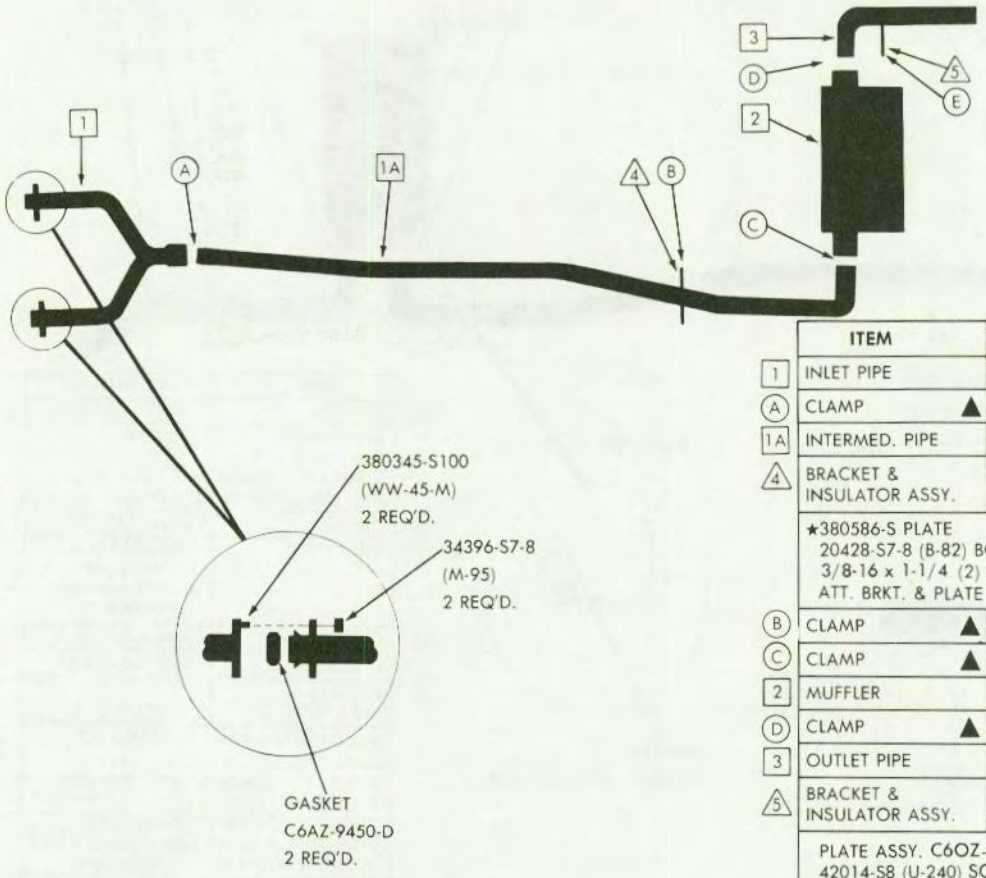

	ITEM	PART NUMBER
1	INLET PIPE	C6OZ-5246-A
A	CLAMP ▲	D1AZ-5A231-C
1A	INTERMED. PIPE	C6OZ-5A212-E
4	BRACKET & INSULATOR ASSY.	C6OZ-5260-G
	★380586-S PLATE 20428-S7-8 (B-82) BOLT - HEX HD. 3/8-16 x 1-1/4 (2) REQ'D. ATT. BRKT. & PLATE TO BODY	
B	CLAMP ▲	D1AZ-5A231-C
C	CLAMP ▲	D1AZ-5A231-C
2	MUFFLER	C5DZ-5230-E
D	CLAMP ▲	D1AZ-5A231-C
3	OUTLET PIPE	C6OZ-5255-D
5	BRACKET & INSULATOR ASSY.	C3DZ-5260-B
	PLATE ASSY. C6OZ-5B236-A 42014-S8 (U-240) SCREW-HEX HD. #10-12 x 5/8 ATT. PLATE TO FLOOR PAN ★55802-S NUT - LOCK 5/16-18 ATT. BRKT. TO FLOOR PAN	
E	CLAMP ▲	D1AZ-5A231-C

Original equipment muffler and outlet pipe are a welded assembly. To service this assembly you must replace it with both parts (muffler and outlet pipe) used together.

ORIGINAL SERVICE SYSTEM (REPLACED BY CONSOLIDATED SYSTEM ABOVE)

	ITEM	PART NUMBER
2	MUFFLER	★C6OZ-5230-AA

E-C-51

▲ Use D1AZ 5A231-C in U.S. only; use C000 5253-E in Canada

HALPERT_AUCTIONS

1966 FAIRLANE—8 CYL. 289-2B SEDAN, HARDTOP & CONVERTIBLE WITH T/E (U.S. ONLY)

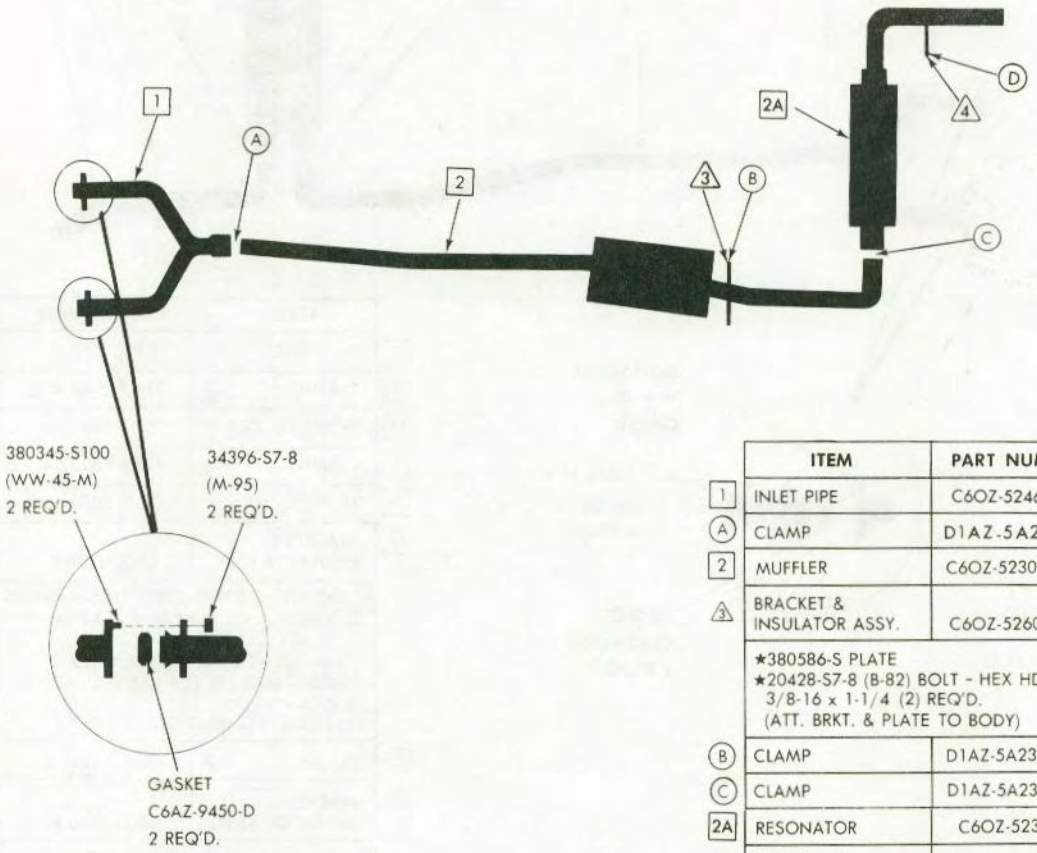

	ITEM	PART NUMBER
1	INLET PIPE	C6OZ-5246-A
A	CLAMP	D1AZ-5A231-C
2	MUFFLER	C6OZ-5230-AC
3	BRACKET & INSULATOR ASSY.	C6OZ-5260-G
	★380586-S PLATE ★20428-S7-8 (B-82) BOLT - HEX HD. 3/8-16 x 1-1/4 (2) REQ'D. (ATT. BRKT. & PLATE TO BODY)	
B	CLAMP	D1AZ-5A231-A
C	CLAMP	D1AZ-5A231-A
2A	RESONATOR	C6OZ-5230-S
4	BRACKET & INSULATOR ASSY.	C3DZ-5260-B
	PLATE ASSY. - C6OZ-5B236-A 42014-S8 (U-240) SCREW - HEX HD. #10-12 x 5/8 (ATT. PLATE TO FLOOR PAN) ★55802-S NUT 5/16-18 NUT - LOCK (ATT. BRKT. TO FLOOR PAN)	
D	CLAMP	D1AZ-5A231-C

E-C-52

COPYRIGHT © 1975 — FORD MOTOR COMPANY — DEARBORN, MICHIGAN

HALPERT_AUCTIONS

1966 FAIRLANE—8 CYL. 289-2B STATION WAGON

CONSOLIDATED SERVICE REPLACEMENT (REPLACES ORIGINAL SERVICE SYSTEM BELOW)

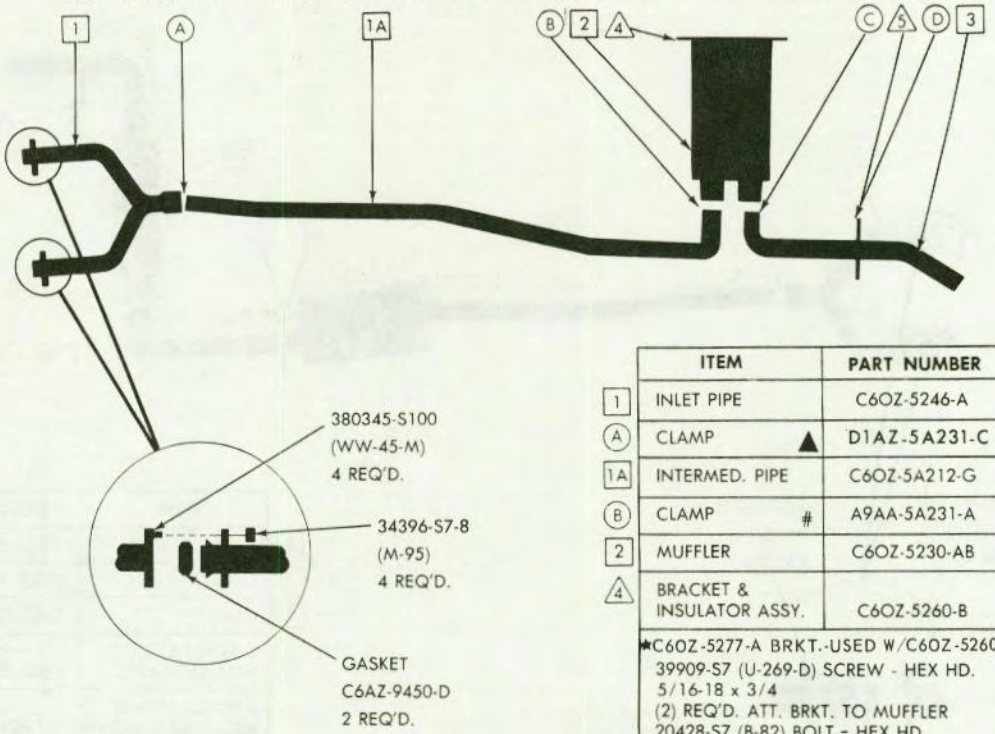

	ITEM	PART NUMBER
1	INLET PIPE	C6OZ-5246-A
A	CLAMP ▲	D1AZ-5A231-C
1A	INTERMED. PIPE	C6OZ-5A212-G
B	CLAMP #	A9AA-5A231-A
2	MUFFLER	C6OZ-5230-AB
4	BRACKET & INSULATOR ASSY.	C6OZ-5260-B
	*C6OZ-5277-A BRKT.-USED W/C6OZ-5260-B 39909-S7 (U-269-D) SCREW - HEX HD. 5/16-18 x 3/4 (2) REQ'D. ATT. BRKT. TO MUFFLER 20428-S7 (B-82) BOLT - HEX HD. 3/8-16 x 1-1/4 (2) REQ'D. ATT. BRKT. TO SIDE RAIL	
C	CLAMP #	A9AA-5A231-A
5	BRACKET & INSULATOR ASSY.	C3OZ-5260-A
	39909-S7 (U-269-D) SCREW - HEX HD. 5/16-18 x 3/4 ATT. BRKT. TO SIDE RAIL	
D	CLAMP #	A9AA-5A231-A
3	OUTLET PIPE	C6OZ-5255-C

Original equipment muffler and outlet pipe are a welded assembly. To service this assembly you must replace it with both parts (muffler and outlet pipe) used together.

ORIGINAL SERVICE SYSTEM (REPLACED BY CONSOLIDATED SYTEM ABOVE)

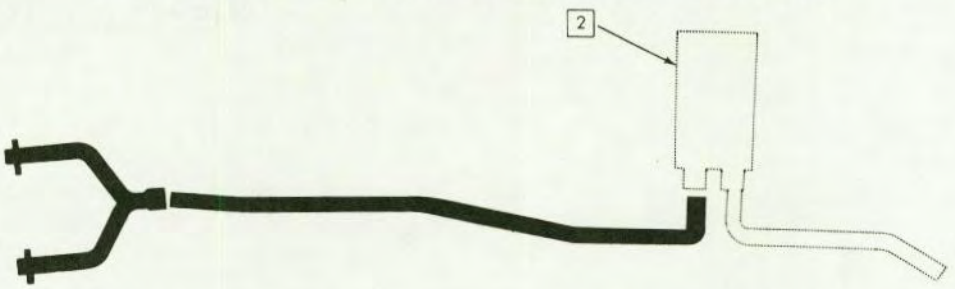

	ITEM	PART NUMBER
2	MUFFLER	*C6OZ-5230-G (WITHOUT T/E) *C6OZ-5230-H (WITH T/E)

E-C-54

▲ Use D1AZ 5A231-C in U.S. only; use C000 5253-E in Canada

\# Use A9AA 5A231-A in U. S. only; use C000 5253-C in Canada

HALPERT_AUCTIONS

1966 FAIRLANE—8 CYL. 390-2B SEDAN & HARDTOP

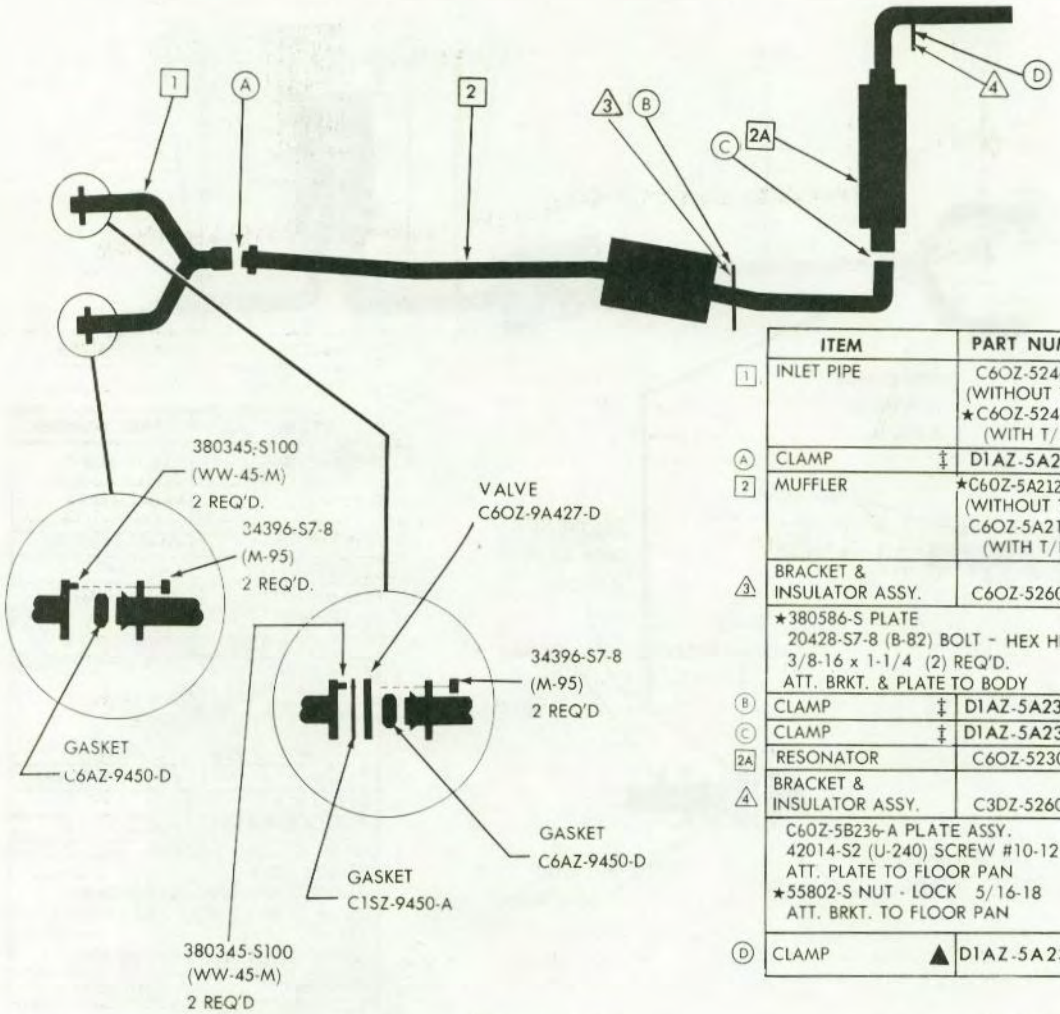

	ITEM	PART NUMBER
1	INLET PIPE	C6OZ-5246-E (WITHOUT T/E) ★C6OZ-5246-F (WITH T/E)
A	CLAMP ‡	D1AZ-5A231-D
2	MUFFLER	★C6OZ-5A212-A (WITHOUT T/E) C6OZ-5A212-B (WITH T/E)
3	BRACKET & INSULATOR ASSY.	C6OZ-5260-G
	★380586-S PLATE 20428-S7-8 (B-82) BOLT - HEX HD. 3/8-16 x 1-1/4 (2) REQ'D. ATT. BRKT. & PLATE TO BODY	
B	CLAMP ‡	D1AZ-5A231-D
C	CLAMP ‡	D1AZ-5A231-D
2A	RESONATOR	C6OZ-5230-S
4	BRACKET & INSULATOR ASSY.	C3DZ-5260-B
	C6OZ-5B236-A PLATE ASSY. 42014-S2 (U-240) SCREW #10-12 x 5/8 ATT. PLATE TO FLOOR PAN ★55802-S NUT - LOCK 5/16-18 ATT. BRKT. TO FLOOR PAN	
D	CLAMP ▲	D1AZ-5A231-C

E-C-62

‡ Use D1AZ 5A231-D in U.S. only; use C0OO 5253-G in Canada

▲ Use D1AZ 5A231-C in U.S. only; use C000 5253-E in Canada

COPYRIGHT © 1975 — FORD MOTOR COMPANY — DEARBORN, MICHIGAN

HALPERT_AUCTIONS

1966 FAIRLANE—8 CYL. 390-2B & 4B STATION WAGON

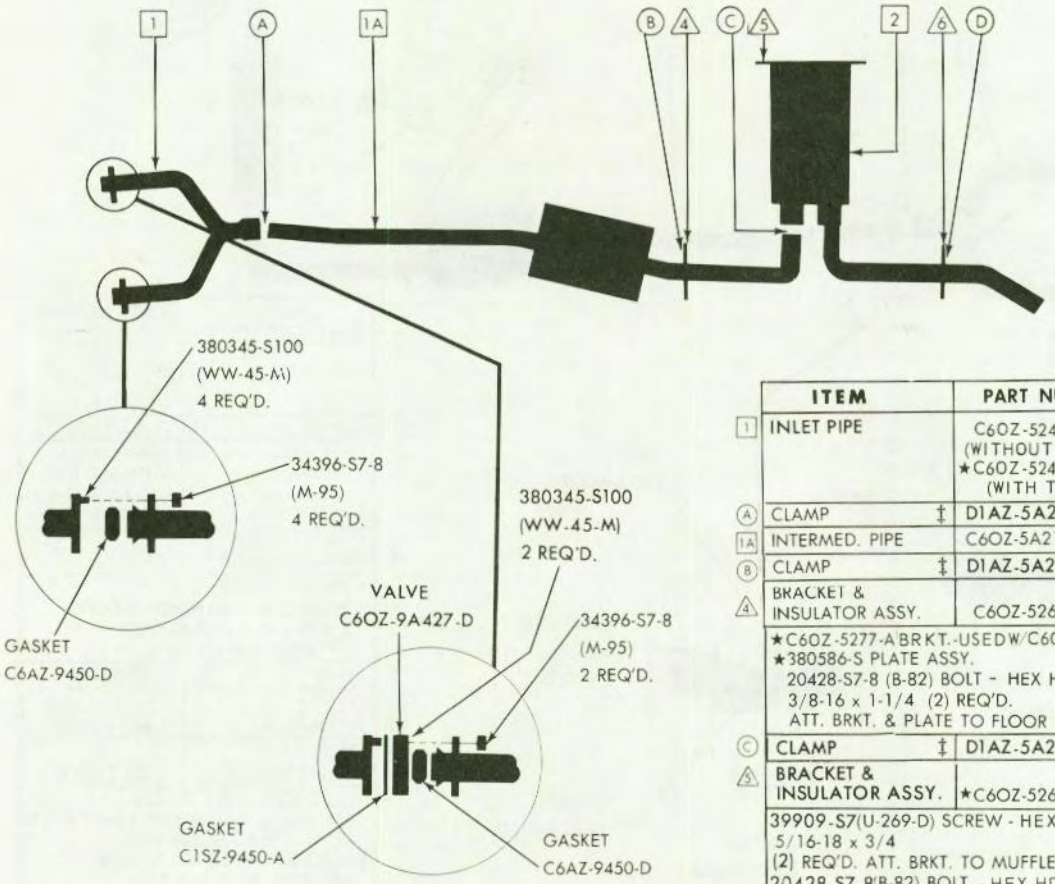

	ITEM	PART NUMBER
1	INLET PIPE	C6OZ-5246-E (WITHOUT T/E) ★C6OZ-5246-F (WITH T/E)
A	CLAMP ‡	D1AZ-5A231-D
1A	INTERMED. PIPE	C6OZ-5A212-C
B	CLAMP ‡	D1AZ-5A231-D
4	BRACKET & INSULATOR ASSY.	C6OZ-5260-B
	★C6OZ-5277-A BRKT.-USED W/C6OZ-5260-B ★380586-S PLATE ASSY. 20428-S7-8 (B-82) BOLT - HEX HD. 3/8-16 x 1-1/4 (2) REQ'D. ATT. BRKT. & PLATE TO FLOOR PAN	
C	CLAMP ‡	D1AZ-5A231-D
5	BRACKET & INSULATOR ASSY.	★C6OZ-5260-H
	39909-S7 (U-269-D) SCREW - HEX HD. 5/16-18 x 3/4 (2) REQ'D. ATT. BRKT. TO MUFFLER 20428-S7-8 (B-82) BOLT - HEX HD. 3/8-16 x 1-1/4 (2) REQ'D. ATT. BRKT. TO SIDE RAIL	
2	MUFFLER	C6OZ-5230-J
6	BRACKET & INSULATOR ASSY.	C3OZ-5260-A
	39909-S7 (U-269-D) SCREW - HEX HD. 5/16-18 x 3/4 ATT. BRKT. TO SIDE RAIL	
D	CLAMP ▲	D1AZ-5A231-C

E-C-61

‡ Use D1AZ 5A231-D in U.S. only; use C0OO 5253-G in Canada
▲ Use D1AZ 5A231-C in U.S. only; use C000 5253-E in Canada

HALPERT_AUCTIONS

1966 FAIRLANE—8 CYL. 390-2B & 4B CONVERTIBLE
8 CYL. 390-4B SEDAN & HARDTOP
(INCLUDES MODELS W/8 CYL. 390-2B & DUAL EXHAUST KIT)

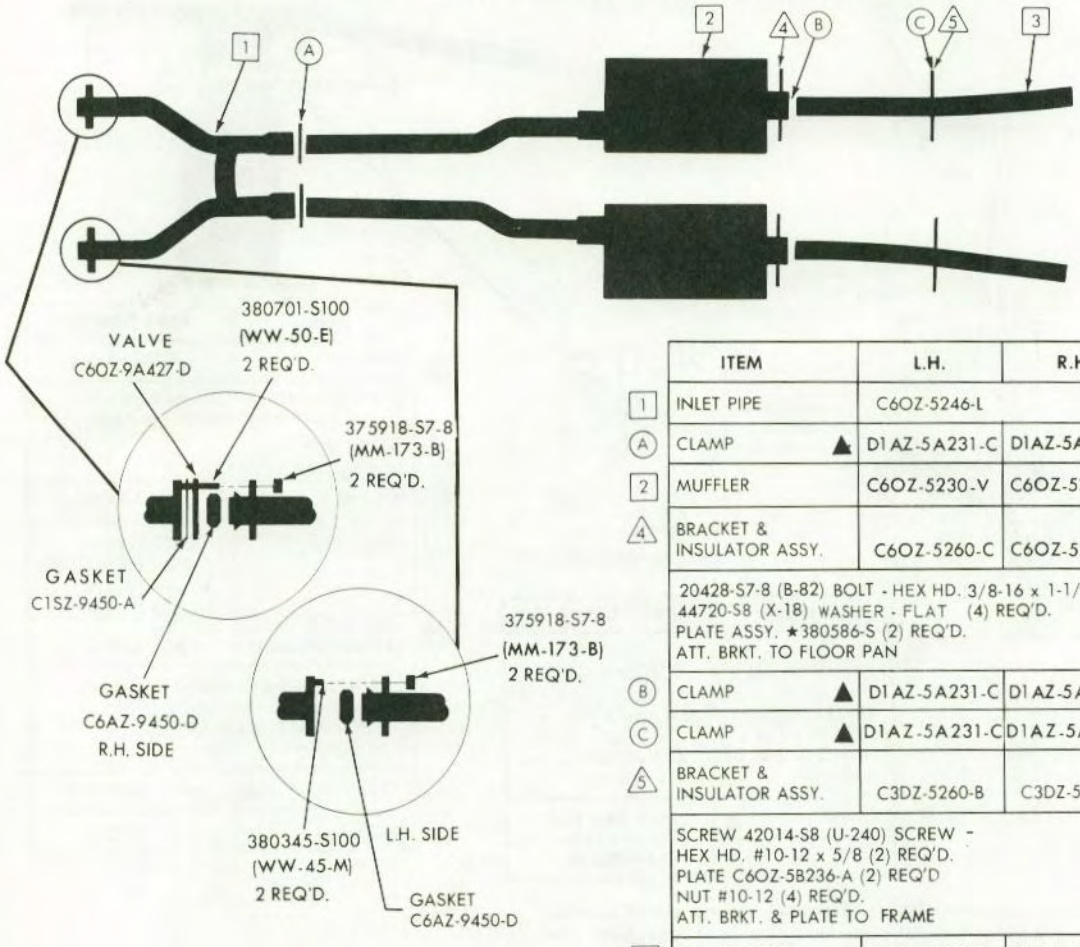

	ITEM	L.H.	R.H.
1	INLET PIPE	C6OZ-5246-L	
A	CLAMP ▲	D1AZ-5A231-C	D1AZ-5A231-C
2	MUFFLER	C6OZ-5230-V	C6OZ-5230-U
4	BRACKET & INSULATOR ASSY.	C6OZ-5260-C	C6OZ-5260-C
	20428-S7-8 (B-82) BOLT - HEX HD. 3/8-16 x 1-1/4 44720-S8 (X-18) WASHER - FLAT (4) REQ'D. PLATE ASSY. ★380586-S (2) REQ'D. ATT. BRKT. TO FLOOR PAN		
B	CLAMP ▲	D1AZ-5A231-C	D1AZ-5A231-C
C	CLAMP ▲	D1AZ-5A231-C	D1AZ-5A231-C
5	BRACKET & INSULATOR ASSY.	C3DZ-5260-B	C3DZ-5260-B
	SCREW 42014-S8 (U-240) SCREW - HEX HD. #10-12 x 5/8 (2) REQ'D. PLATE C6OZ-5B236-A (2) REQ'D NUT #10-12 (4) REQ'D. ATT. BRKT. & PLATE TO FRAME		
3	OUTLET PIPE	C6OZ-5255-A	C6OZ-5255-B

E-C-63

▲ Use D1AZ 5A231-C in U.S. only; use C000 5253-E in Canada

COPYRIGHT © 1975 — FORD MOTOR COMPANY — DEARBORN, MICHIGAN

HALPERT_AUCTIONS

1966 MUSTANG—6 CYL. 200-1B

CONSOLIDATED SERVICE REPLACEMENT (REPLACES ORIGINAL SERVICE SYSTEM BELOW)

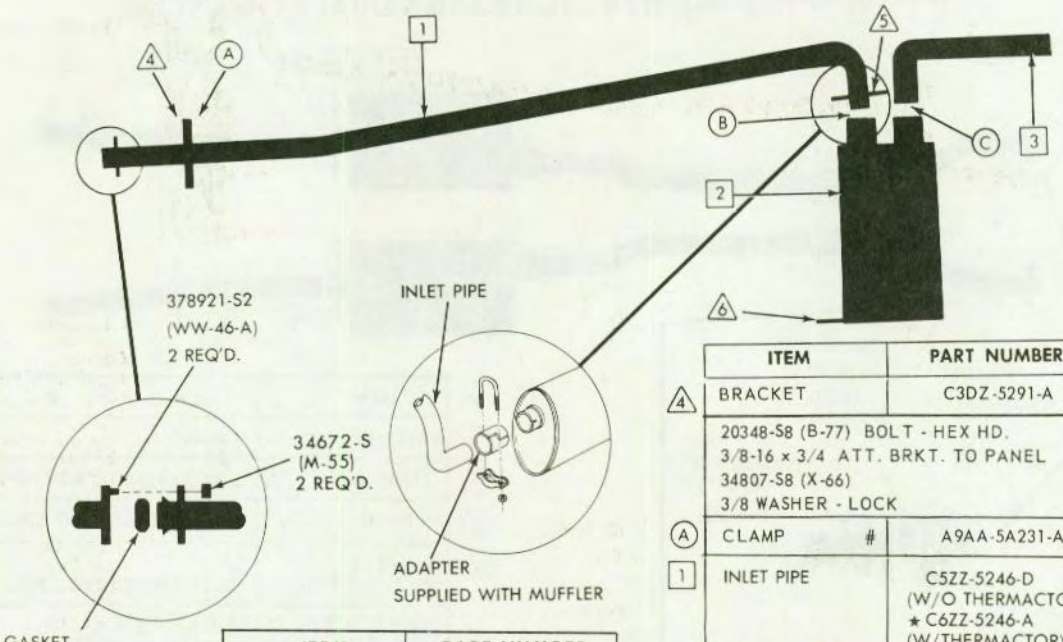

	ITEM	PART NUMBER
6	BRACKET & INSULATOR ASSY.	C5ZZ-5A246-A
	40182-S (U-269) SCREW - HEX HD. 5/16-18 x 7/8 (4) REQ'D. ATT. BRKT. TO MUFFLER & BODY	
C	CLAMP ▲	D1AZ-5A231-C
3	OUTLET PIPE	C5ZZ-5255-G

	ITEM	PART NUMBER
4	BRACKET	C3DZ-5291-A
	20348-S8 (B-77) BOLT - HEX HD. 3/8-16 x 3/4 ATT. BRKT. TO PANEL 34807-S8 (X-66) 3/8 WASHER - LOCK	
A	CLAMP #	A9AA-5A231-A
1	INLET PIPE	C5ZZ-5246-D (W/O THERMACTOR) ★C6ZZ-5246-A (W/THERMACTOR)
5	BRACKET & INSULATOR ASSY	C3OZ-5260-A
	39909-S7 (U-269) SCREW - HEX HD. 5/16-18 x 3/4 (2) REQ'D. ATT. BRKT. TO UNDERBODY	
B	CLAMP ▲	D1AZ-5A231-C
2	MUFFLER	C5ZZ-5230-V

Original equipment muffler and outlet pipe are a welded assembly. To service this assembly you must replace it with both parts (muffler and outlet pipe) used together.

ORIGINAL SERVICE SYSTEM (REPLACED BY CONSOLIDATED SYSTEM ABOVE)



	ITEM	PART NUMBER
A	CLAMP #	A9AA-5A231-A
2	MUFFLER	★C5ZZ-5230-T (W/O T/E)
		★C6ZZ-5230-B (WITH T/E)

E-A-23

Use A9AA 5A231-A in U.S. only; use C000 5253-C in Canada
▲ Use D1AZ 5A231-C in U.S. only; use C000 5253-E in Canada

1966 MUSTANG—8 CYL. 289-2B & 4B

CONSOLIDATED SERVICE REPLACEMENT (REPLACES ORIGINAL SERVICE SYSTEM BELOW)

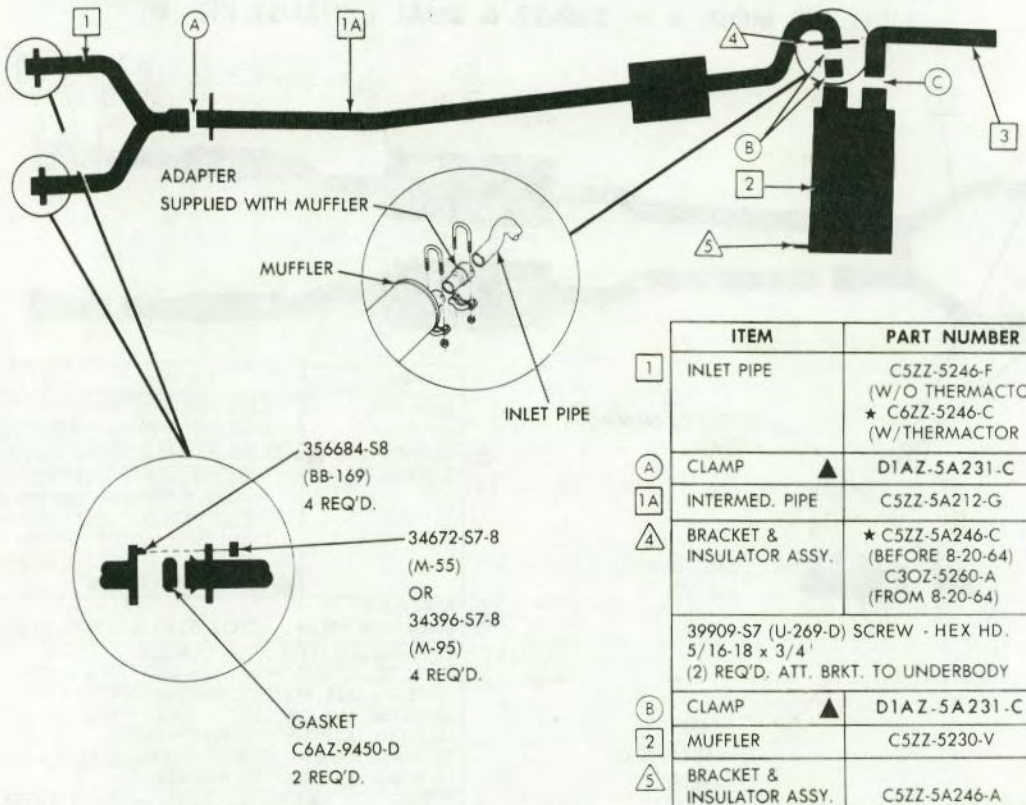

	ITEM	PART NUMBER
1	INLET PIPE	C5ZZ-5246-F (W/O THERMACTOR) ★ C6ZZ-5246-C (W/THERMACTOR
A	CLAMP ▲	D1AZ-5A231-C
1A	INTERMED. PIPE	C5ZZ-5A212-G
4	BRACKET & INSULATOR ASSY.	★ C5ZZ-5A246-C (BEFORE 8-20-64) C3OZ-5260-A (FROM 8-20-64)
	39909-S7 (U-269-D) SCREW - HEX HD. 5/16-18 x 3/4' (2) REQ'D. ATT. BRKT. TO UNDERBODY	
B	CLAMP ▲	D1AZ-5A231-C
2	MUFFLER	C5ZZ-5230-V
5	BRACKET & INSULATOR ASSY.	C5ZZ-5A246-A
	40182-S (U-269) SCREW - HEX HD. 5/16-18 x 7/8 (4) REQ'D. ATT. BRKT. TO MUFFLER & BODY	
C	CLAMP ▲	D1AZ-5A231-C
3	OUTLET PIPE	C5ZZ-5255-G

Original equipment muffler and outlet pipe are a welded assembly. To service this assembly you must replace it with both parts (muffler and outlet pipe) used together.

ORIGINAL SERVICE SYSTEM (REPLACED BY CONSOLIDATED SYSTEM ABOVE)

	ITEM	PART NUMBER
2	MUFFLER	★C6ZZ-5230-A (WITH T/E) ★C5ZZ-5230-D (W/O T/E)

E-A-24

▲ Use D1AZ 5A231-C in U.S. only; use C000 5253-E in Canada

COPYRIGHT © 1975 — FORD MOTOR COMPANY — DEARBORN, MICHIGAN

HALPERT_AUCTIONS

1966 MUSTANG-8 CYL. 289-4B GT & PERF. IMAGE-WITH EXHAUST PORT EXTENSIONS
(INCLUDES MODELS W/289-2B & DUAL EXHAUST KIT -✱)

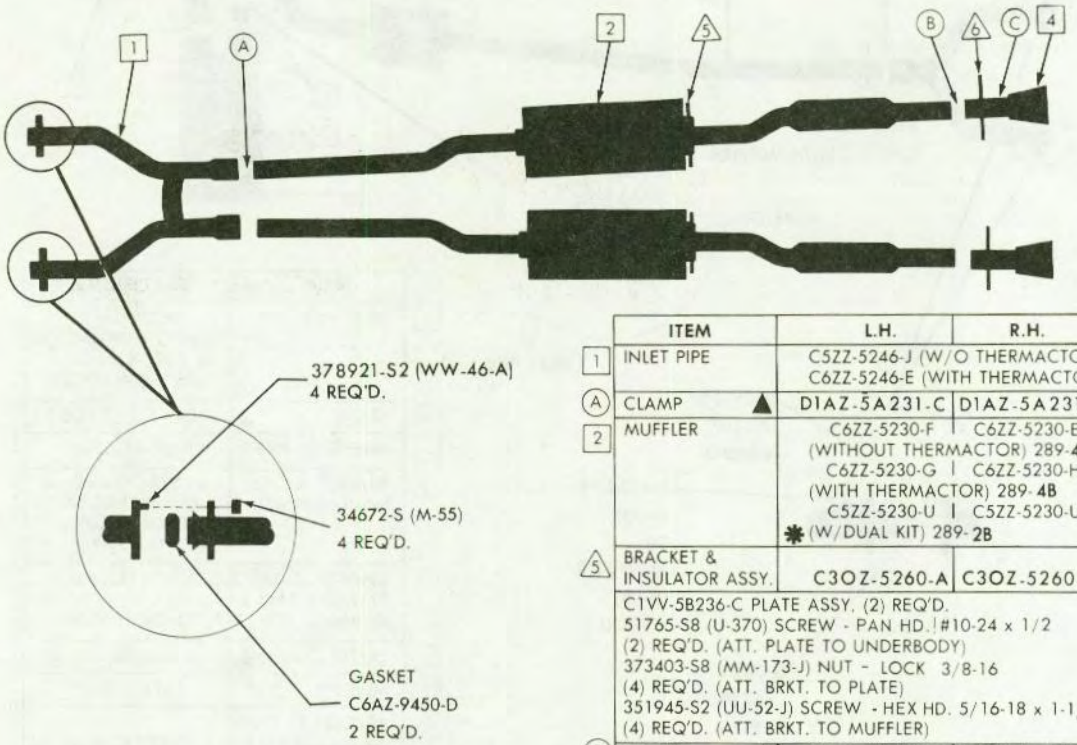

	ITEM	L.H.	R.H.
1	INLET PIPE	C5ZZ-5246-J (W/O THERMACTOR) C6ZZ-5246-E (WITH THERMACTOR)	
A	CLAMP ▲	D1AZ-5A231-C	D1AZ-5A231-C
2	MUFFLER	C6ZZ-5230-F | C6ZZ-5230-E (WITHOUT THERMACTOR) 289-4B C6ZZ-5230-G | C6ZZ-5230-H (WITH THERMACTOR) 289-4B C5ZZ-5230-U | C5ZZ-5230-U ✱ (W/DUAL KIT) 289-2B	
5	BRACKET & INSULATOR ASSY.	C3OZ-5260-A	C3OZ-5260-A
	C1VV-5B236-C PLATE ASSY. (2) REQ'D. 51765-S8 (U-370) SCREW - PAN HD. #10-24 x 1/2 (2) REQ'D. (ATT. PLATE TO UNDERBODY) 373403-S8 (MM-173-J) NUT - LOCK 3/8-16 (4) REQ'D. (ATT. BRKT. TO PLATE) 351945-S2 (UU-52-J) SCREW - HEX HD. 5/16-18 x 1-1/2 (4) REQ'D. (ATT. BRKT. TO MUFFLER)		
B	CLAMP ▲	D1AZ-5A231-C	D1AZ-5A231-C
	PIPE MOULDING	C5ZZ-5C299-A	C5ZZ-5C299-A
6	BRACKET & INSULATOR ASSY.	C5ZZ-5277-A C5ZZ-5260-F C6ZZ-5266-A	C5ZZ-5277-B C5ZZ-5260-F C6ZZ-5266-A
	23575-S8 (B-13) BOLT - CARRIAGE 3/8-16 x 3 (4) REQ'D. (ATT. BRKT. TO UNDERBODY) 40182-S (U-269) SCREW - HEX HD. 5/16-18 x 7/8 (2) REQ'D. (ATT. 5260 TO 5277) 373403-S8 (MM-173-J) NUT - LOCK 3/8-16 (4) REQ'D. ATT. BRKT. TO UNDERBODY		
C	CLAMP ▲	D1AZ-5A231-C	D1AZ-5A231-C
4	PIPE EXTENSION	C5ZZ-5255-D	C5ZZ-5255-C

✱ - MUFFLER ONLY - OTHER PARTS OF 5210 KIT NOT SERVICED.

E-A-25

▲ Use D1AZ 5A231-C in U.S. only; use C000 5253-E in Canada

HALPERT_AUCTIONS

1966 MUSTANG—8 CYL. 289-4B PREM. FUEL - WITH STD. PIPE EXTENSIONS (INCLUDES MODELS W/289-2B & DUAL EXHAUST KIT -✱)

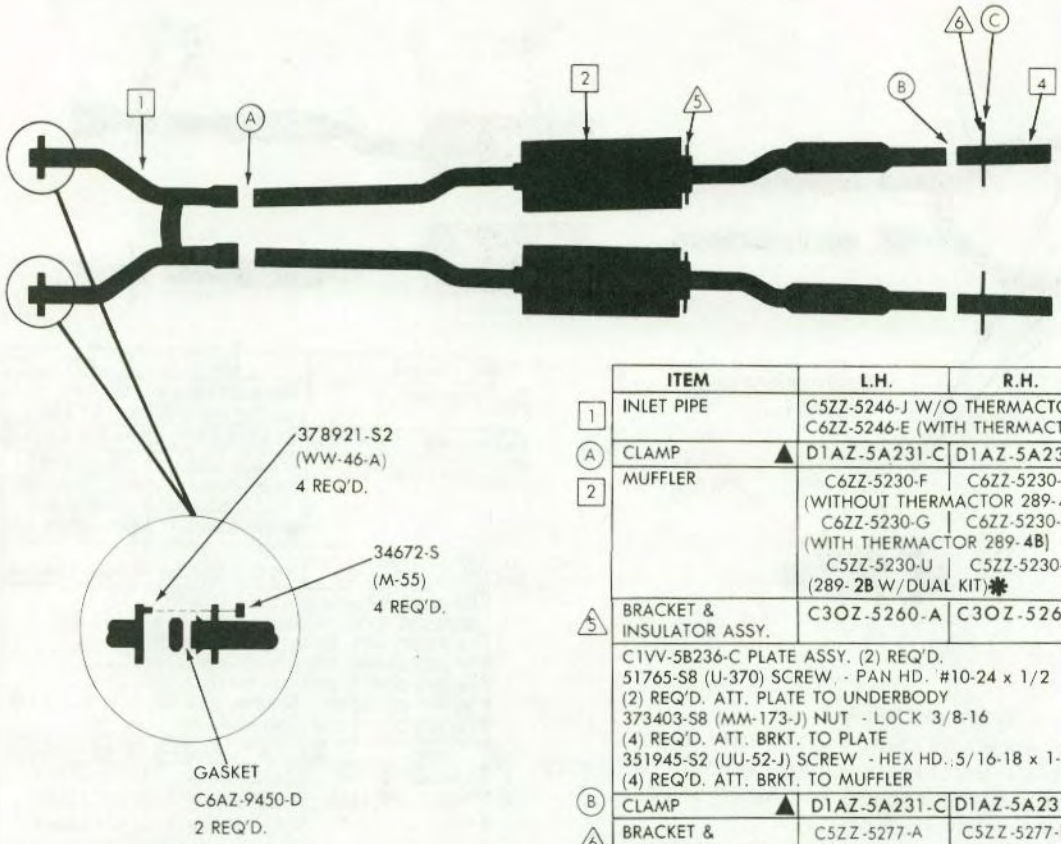

	ITEM	L.H.	R.H.
1	INLET PIPE	C5ZZ-5246-J W/O THERMACTOR) C6ZZ-5246-E (WITH THERMACTOR)	
A	CLAMP ▲	D1AZ-5A231-C	D1AZ-5A231-C
2	MUFFLER	C6ZZ-5230-F (WITHOUT THERMACTOR 289-4B)	C6ZZ-5230-E
		C6ZZ-5230-G (WITH THERMACTOR 289-4B)	C6ZZ-5230-H
		C5ZZ-5230-U (289-2B W/DUAL KIT)✱	C5ZZ-5230-U
5	BRACKET & INSULATOR ASSY.	C3OZ-5260-A	C3OZ-5260-A
	C1VV-5B236-C PLATE ASSY. (2) REQ'D. 51765-S8 (U-370) SCREW - PAN HD. #10-24 x 1/2 (2) REQ'D. ATT. PLATE TO UNDERBODY 373403-S8 (MM-173-J) NUT - LOCK 3/8-16 (4) REQ'D. ATT. BRKT. TO PLATE 351945-S2 (UU-52-J) SCREW - HEX HD. 5/16-18 x 1-1/2 (4) REQ'D. ATT. BRKT. TO MUFFLER		
B	CLAMP ▲	D1AZ-5A231-C	D1AZ-5A231-C
6	BRACKET & INSULATOR ASSY.	C5ZZ-5277-A C5ZZ-5260-F C6ZZ-5266-A	C5ZZ-5277-B C5ZZ-5260-F C6ZZ-5266-A
	23575-S8 (B-13) BOLT - CARRIAGE 3/8-16 (4) REQ'D. ATT. BRKT. TO UNDERBODY 40182-S (U-269) SCREW - HEX HD. 5/16-18 x 7/8 (2) REQ'D. ATT. 5260 TO 5277) 373403-S8 (MM-173-J) NUT - LOCK 3/8-16 (4) REQ'D. ATT. BRKT. TO UNDERBODY		
C	CLAMP ▲	D1AZ-5A231-C	D1AZ-5A231-C
4	PIPE EXTENSION	C5ZZ-5255-F	C5ZZ-5255-F

✱ - MUFFLER ONLY - OTHER PARTS OF 5210 KIT NOT SERVICED.

E-A-29

▲ Use D1AZ 5A231-C in U.S. only; use C000 5253-E in Canada

COPYRIGHT © 1975 — FORD MOTOR COMPANY — DEARBORN, MICHIGAN

HALPERT_AUCTIONS

1966 MUSTANG—8 CYL. 289-4B SPECIAL—INCLUDES SHELBY GT 350
1966 MUSTANG—8 CYL. 289 W/DUAL EXHAUST KIT - ✱

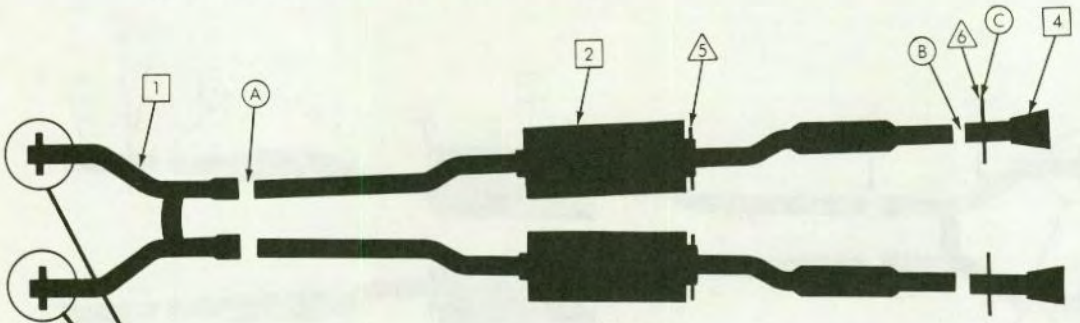

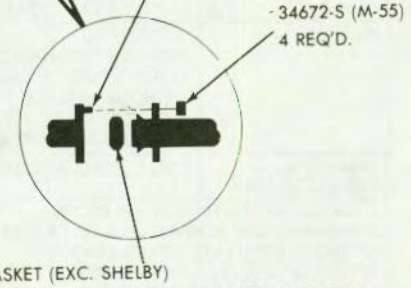

C6AZ-9450-D GASKET (EXC. SHELBY)
★ S1MS-5260-A3A HEADER-TO-FLG. GASKET (SHELBY GT 350)
★ S1MS-5260-A1A HEADER-TO-ENG. GASKET (SHELBY GT 350) (2) REQ'D.
★S1MS-5260-A2A HEADER-TO-ENG. BOLT (SHELBY GT 350)
R/B 56138-S4 (B319V) (16) REQ'D.

	ITEM	L.H.	R.H.
1	INLET PIPE	C5ZZ-5246-K (EXC. SHELBY) ★S2MS-5246-A (SHELBY GT 350)	
A	CLAMP ▲	D1AZ-5A231-C	D1AZ-5A231-C
2	MUFFLER	C6ZZ-5230-F (EXC. DUAL KIT) C5ZZ-5230-U ✱(W/DUAL KIT)	C6ZZ-5230-E (EXC. DUAL KIT) C5ZZ-5230-U ✱(W/DUAL KIT)
5	BRACKET & INSULATOR ASSY.	C3OZ-5260-A	C3OZ-5260-A
	C1VV-5B236-C PLATE ASSY. (2) REQ'D. 51765-S8 (U-370) SCREW - PAN HD. #10-24 x 1/2 (4) REQ'D. ATT. BRKT. TO UNDERBODY 373403-S8 (MM-173-J) NUT - LOCK 3/8-16 (4) REQ'D. ATT. BRKT. TO PLATE 351945-S2 (UU-52-J) SCREW - HEX HD. 5/16-16 x 1-1/2 (4) REQ'D. ATT. BRKT. TO MUFFLER		
B	CLAMP ▲	D1AZ-5A231-C	D1AZ-5A231-C
6	BRACKET & INSULATOR ASSY.	C5ZZ-5277-A C5ZZ-5260-F C5ZZ-5266-B (BEFORE 11/1/65) C6ZZ-5266-A (FROM 11-1-65)	C5ZZ-5277-B C5ZZ-5260-F C5ZZ-5266-B (BEFORE 11/1/65) C6ZZ-5266-A (FROM 11/1/65)
	23575-S8 (B-13) BOLT - CARRIAGE 3/8-16 x 3 (4) REQ'D. ATT. BRKT. TO UNDERBODY 40182-S (U-269) SCREW - HEX HD. 5/16-18 x 7/8 (2) REQ'D. ATT. 5260 TO 5277 373403-S8 (MM-173-J) NUT - LOCK 3/8-16 (4) REQ'D. ATT. BRKT. TO UNDERBODY		
C	CLAMP	C5ZZ-5A231-B	C5ZZ-5A231-B
4	PIPE EXTENSION	C5ZZ-5255-F (STANDARD ONLY) C5ZZ-5255-D (GT ONLY)	C5ZZ-5255-F C5ZZ-5255-C

- MUFFLER ONLY - OTHER PARTS OF 5210 KIT NOT SERVICED.

E-A-26

▲ Use D1AZ 5A231-C in U.S. only; use C000 5253-E in Canada

HALPERT_AUCTIONS

1966 THUNDERBIRD—8 CYL. 390-4B & 428-4B

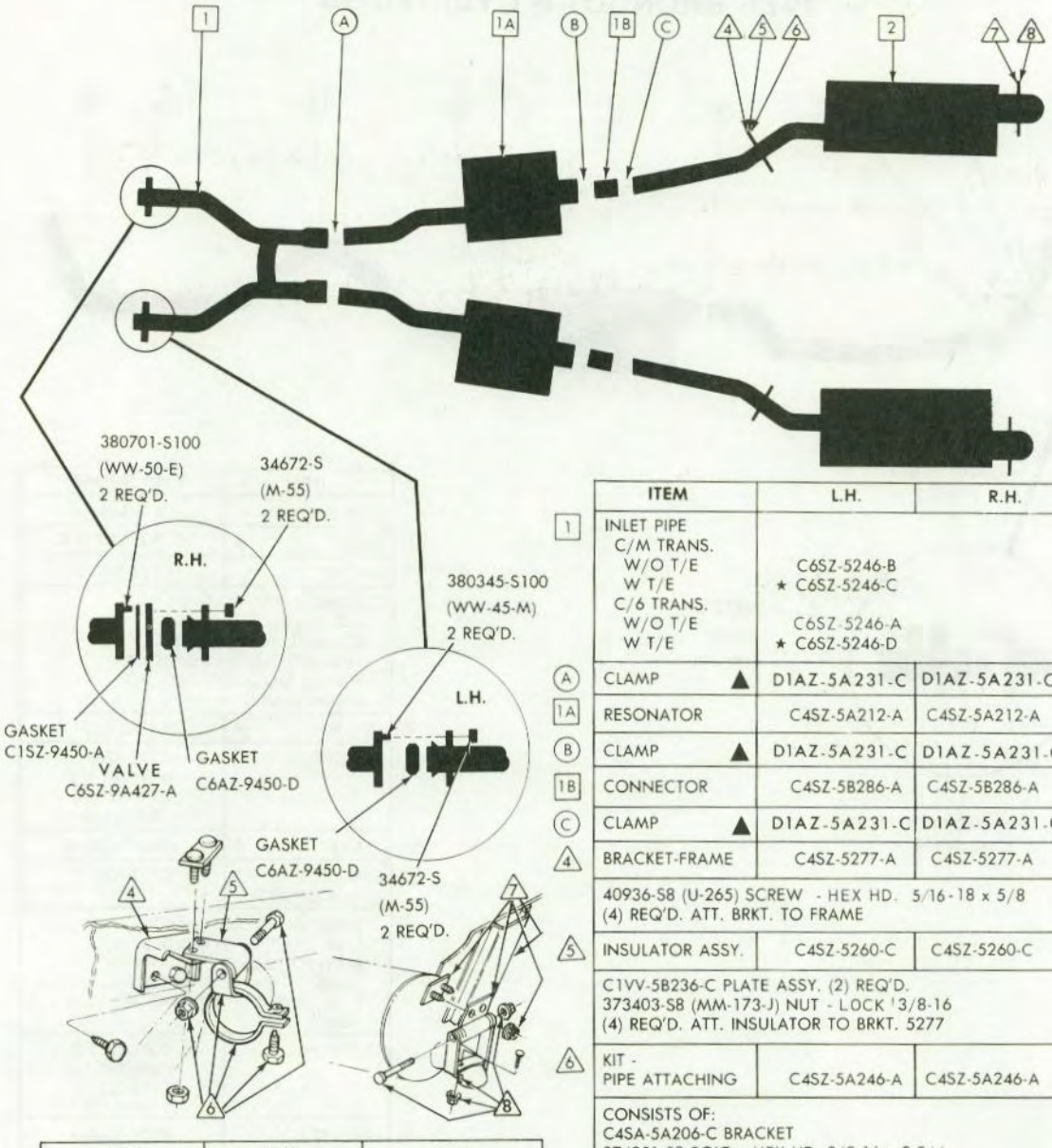

	ITEM	L.H.	R.H.
1	INLET PIPE C/M TRANS. W/O T/E W T/E C/6 TRANS. W/O T/E W T/E	 C6SZ-5246-B ★ C6SZ-5246-C C6SZ-5246-A ★ C6SZ-5246-D	
A	CLAMP ▲	D1AZ-5A231-C	D1AZ-5A231-C
1A	RESONATOR	C4SZ-5A212-A	C4SZ-5A212-A
B	CLAMP ▲	D1AZ-5A231-C	D1AZ-5A231-C
1B	CONNECTOR	C4SZ-5B286-A	C4SZ-5B286-A
C	CLAMP ▲	D1AZ-5A231-C	D1AZ-5A231-C
4	BRACKET-FRAME	C4SZ-5277-A	C4SZ-5277-A
	40936-S8 (U-265) SCREW - HEX HD. 5/16-18 x 5/8 (4) REQ'D. ATT. BRKT. TO FRAME		
5	INSULATOR ASSY.	C4SZ-5260-C	C4SZ-5260-C
	C1VV-5B236-C PLATE ASSY. (2) REQ'D. 373403-S8 (MM-173-J) NUT - LOCK 3/8-16 (4) REQ'D. ATT. INSULATOR TO BRKT. 5277		
6	KIT - PIPE ATTACHING	C4SZ-5A246-A	C4SZ-5A246-A
	CONSISTS OF: C4SA-5A206-C BRACKET 374351-S8 BOLT - HEX HD. 3/8-16 x 3-3/4 373403-S8 (MM-173-J) NUT - LOCK 3/8-16 C4DA-5A272-C CLAMP 378836-S7-8 (UU-39-J) SCREW - HEX HD. #20-9 x 1-1/2		
2	MUFFLER	C4SZ-5230-B	C4SZ-5230-A
7	INSULATOR ASSY.	C4SZ-5260-C	C4SZ-5260-C
	C5SZ-5A235-A BRACKET-PANEL LOWER BACK SIDE (2) REQ'D.		
	C1VV-5B236-C PLATE ASSY. (2) REQ'D. 373403-S8 (MM-173-J) NUT - LOCK 3/8-16 (4) REQ'D. ATT. INSULATOR TO BODY		

	ITEM	L.H.	R.H.
8	KIT - PIPE ATTACHING	C4SZ-5260-E	C4SZ-5260-E
	CONSISTS OF: C4SA-5271-B BRACKET 374351-S8 BOLT - HEX HD. 3/8-16 x 3-3/4 373403-S8 (MM-173-J) NUT - LOCK 3/8-16 C4SA-5B201-A CLAMP 23410-S8 (B-9) BOLT - CARRIAGE 3/8-16 x 1 373403-S8 (MM-173-J) NUT - LOCK 3/8-16		

E-H-2

▲ Use D1AZ 5A231-C in U.S. only; use C000 5253-E in Canada

COPYRIGHT © 1975 — FORD MOTOR COMPANY — DEARBORN, MICHIGAN
FINAL ISSUE

HALPERT_AUCTIONS

1966 BRONCO—6 CYL. 170-1B

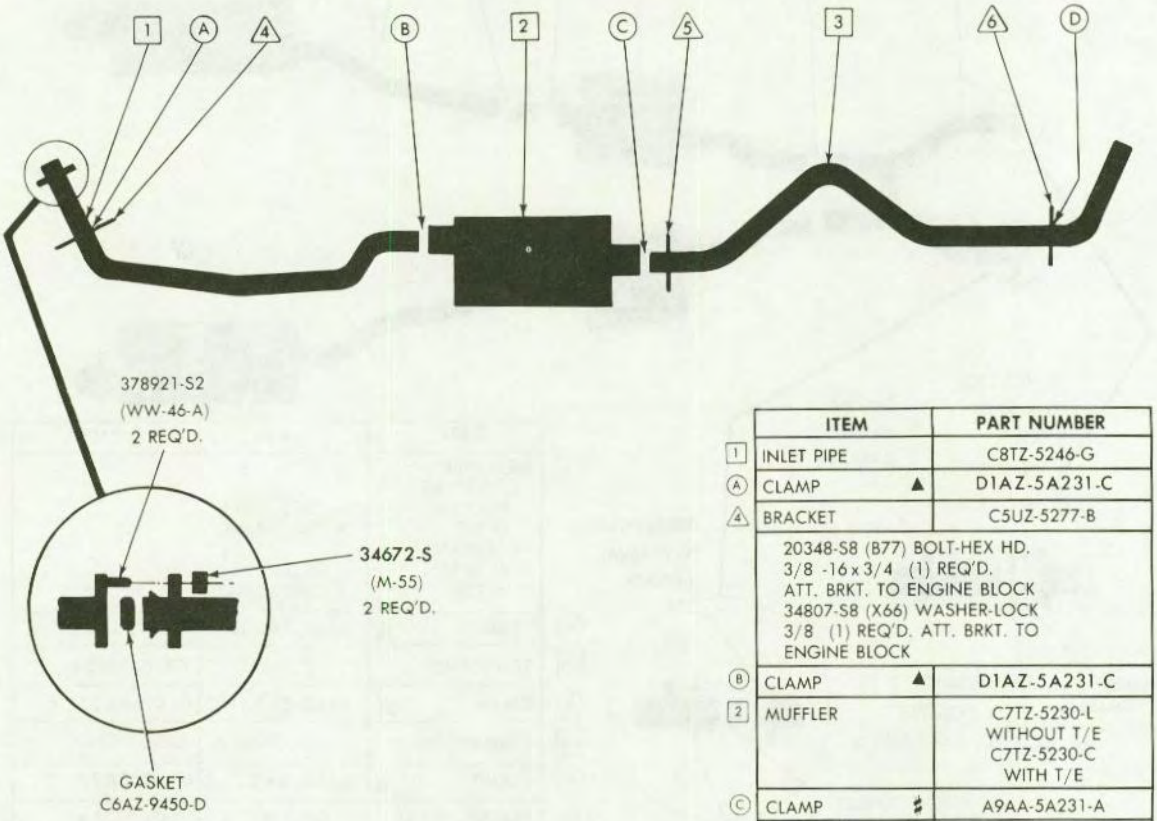

	ITEM	PART NUMBER
1	INLET PIPE	C8TZ-5246-G
A	CLAMP ▲	D1AZ-5A231-C
4	BRACKET	C5UZ-5277-B
	20348-S8 (B77) BOLT-HEX HD. 3/8 -16 x 3/4 (1) REQ'D. ATT. BRKT. TO ENGINE BLOCK 34807-S8 (X66) WASHER-LOCK 3/8 (1) REQ'D. ATT. BRKT. TO ENGINE BLOCK	
B	CLAMP ▲	D1AZ-5A231-C
2	MUFFLER	C7TZ-5230-L WITHOUT T/E C7TZ-5230-C WITH T/E
C	CLAMP ♯	A9AA-5A231-A
5	BRACKET & INSULATOR ASSY.	C3DZ-5260-A
	20366-S8 (B52) BOLT-HEX HD. 5/16 -18 x 7/8 (2) REQ'D. ATT. **BRKT. TO FRAME** 34806-S7 (X64) WASHER-LOCK 5/16 (2) REQ'D. ATT. BRKT. TO **FRAME**	
3	OUTLET PIPE	C6TZ-5255-D WITHOUT T/E C7TZ-5255-C WITH T/E
6	BRACKET & INSULATOR ASSY.	C30Z-5260-A
	20366-S8 (B52) BOLT-HEX HD. 5/16 -18 x 7/8 (2) REQ'D. ATT. **BRKT. TO FRAME** 34806-S7 (X64) WASHER-LOCK 5/16 (2) REQ'D. ATT. BRKT. TO CROSS MEMBER	
D	CLAMP ♯	A9AA-5A231-A

EN-1

▲ Use D1AZ 5A231-C in U.S. only; use C000 5253-E in Canada

♯ Use A9AA 5A231-A in U.S. only; use C000 5253-C in Canada

HALPERT_AUCTIONS

1966 BRONCO—8 CYL. 289-2B

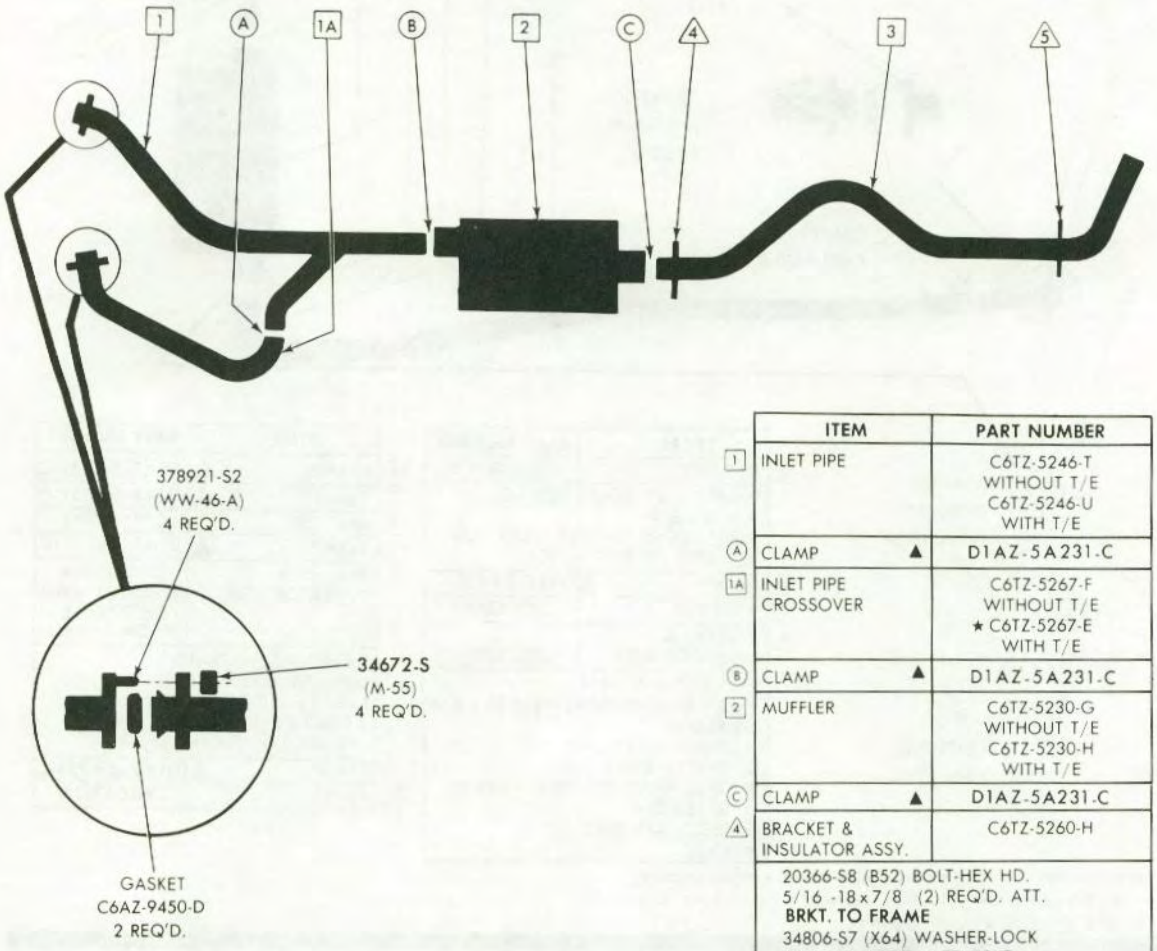

	ITEM	PART NUMBER
1	INLET PIPE	C6TZ-5246-T WITHOUT T/E C6TZ-5246-U WITH T/E
A	CLAMP ▲	D1AZ-5A231-C
1A	INLET PIPE CROSSOVER	C6TZ-5267-F WITHOUT T/E ★ C6TZ-5267-E WITH T/E
B	CLAMP ▲	D1AZ-5A231-C
2	MUFFLER	C6TZ-5230-G WITHOUT T/E C6TZ-5230-H WITH T/E
C	CLAMP ▲	D1AZ-5A231-C
4	BRACKET & INSULATOR ASSY.	C6TZ-5260-H
	20366-S8 (B52) BOLT-HEX HD. 5/16 -18 x 7/8 (2) REQ'D. ATT. **BRKT. TO FRAME** 34806-S7 (X64) WASHER-LOCK 5/16 (2) REQ'D. ATT. BRKT. **TO FRAME**	
3	OUTLET PIPE	C6TZ-5255-J
5	BRACKET & INSULATOR ASSY.	C6TZ-5260-G
	20366-S8 (B52) BOLT-HEX HD. 5/16 -18 x 7/8 (2) REQ'D. ATT. **BRKT. TO FRAME** 34806-S7 (X64) WASHER-LOCK 5/16 (2) REQ'D. ATT. BRKT. **TO FRAME** 23438-S8 (B4) BOLT-CARRIAGE 5/16 -18 x 1 1/4 (1) REQ'D. ATT. OUTLET PIPE TO BRKT. 34806-S7 (X64) WASHER-LOCK 5/16 (1) REQ'D. ATT. OUTLET PIPE TO BRKT. 33797-S7-8 (M50) NUT-LOCK 5/16 (1) REQ'D. ATT. OUTLET PIPE TO BRKT.	

EN-2

▲ Use D1AZ 5A231-C in U.S. only; use C000 5253-E in Canada

COPYRIGHT © 1975 — FORD MOTOR COMPANY — DEARBORN, MICHIGAN

HALPERT_AUCTIONS

1966 FALCON—6 CYL. 170-1B & 200-1B SEDAN WITH OR WITHOUT T/E

CONSOLIDATED SERVICE REPLACEMENT (REPLACES ORIGINAL SERVICE SYSTEM BELOW)

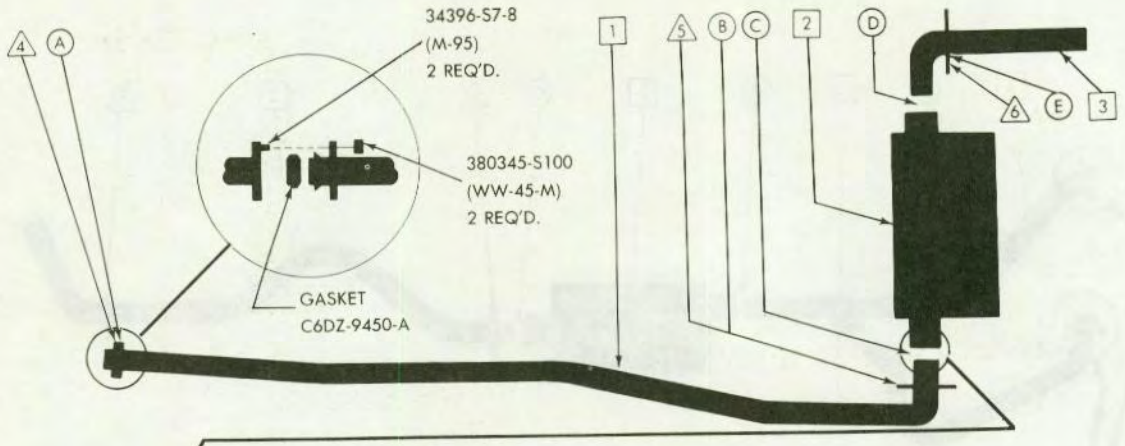

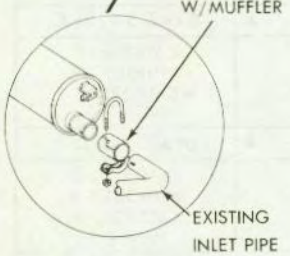

ITEM	PART NUMBER
△4 BRACKET	C3DZ-5291-A
20348-S (B-77) BOLT - HEX HD. 3/8-16 x 3/4 34807-S (X-66) WASHER - LOCK 3/8 ATT. BRKT. TO ENG. BLOCK	
Ⓐ CLAMP ▲	D1AZ-5A231-C
1 INLET PIPE	C6DZ-5246-E
△5 BRACKET & INSULATOR ASSY.	C3OZ-5260-A
★C6DZ-5B236-A PLATE **42120-S8(U248) SCREW #10-16 x 3/8 (2) REQ'D** ★55802-S NUT - LOCK 5/16-18 (2) REQ'D. 39909-S7 (U-269-D) SCREW - HEX HD. 5/16-18 x 3/4 (2) REQ'D. ATT. BRKT. TO MUFFLER	

ITEM	PART NUMBER
Ⓑ CLAMP ▲	D1AZ-5A231-C
Ⓒ CLAMP ▲	D1AZ-5A231-C
2 MUFFLER	C5DZ-5230-E
Ⓓ CLAMP ▲	D1AZ-5A231-C
△6 BRACKET & INSULATOR ASSY.	C6DZ-5260-A BEFORE 3-14-66) C6DZ-5260-E (FROM 3-14-66)
★C6DZ-5B236-A PLATE 42014-S8 (U-240) SCREW - HEX HD. #10-12 x 5/8 (2) REQ'D. ★55802-S NUT 5/16-18 (2) REQ'D.	
Ⓔ CLAMP ▲	D1AZ-5A231-C
3 OUTLET PIPE	C6DZ-5255-B

Original equipment muffler and outlet pipe are a welded assembly. To service this assembly you must replace it with both parts (muffler and outlet pipe) used together.

ORIGINAL SERVICE SYSTEM (REPLACED BY CONSOLIDATED SYSTEM ABOVE)

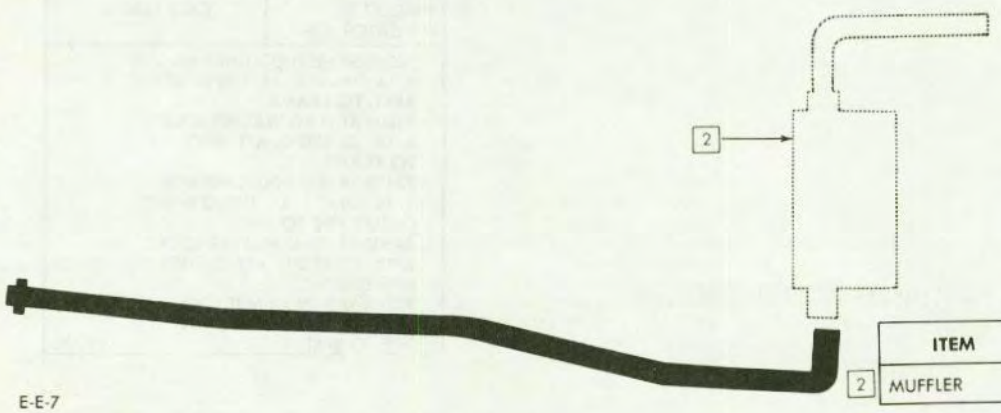

ITEM	PART NO.
2 MUFFLER	★C6DZ-5230-A

E-E-7

▲ Use D1AZ 5A231-C in U.S. only; use C000 5253-E in Canada

HALPERT_AUCTIONS

1966 FALCON—6 CYL. 200-1B (W/O T/E) STATION WAGON & RANCHERO

CONSOLIDATED SERVICE REPLACEMENT (REPLACES ORIGINAL SERVICE SYSTEM BELOW)

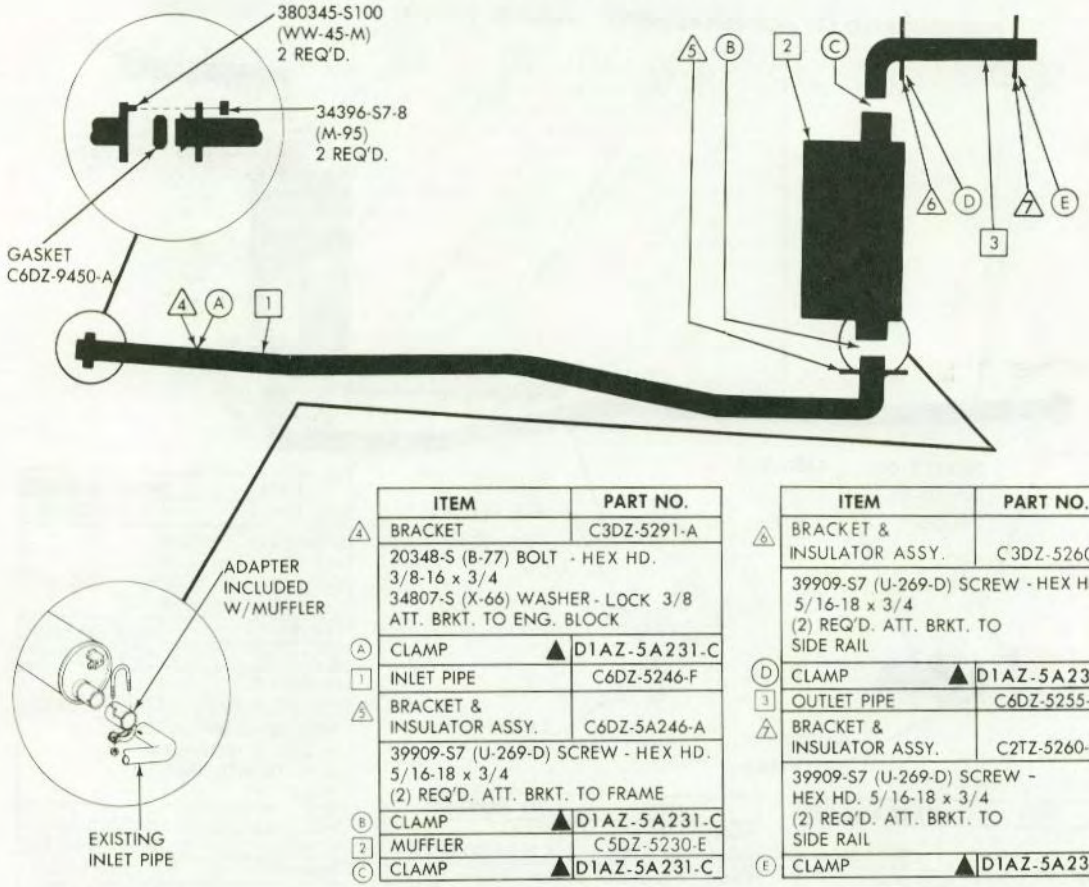

	ITEM	PART NO.
4	BRACKET	C3DZ-5291-A
	20348-S (B-77) BOLT - HEX HD. 3/8-16 x 3/4 34807-S (X-66) WASHER - LOCK 3/8 ATT. BRKT. TO ENG. BLOCK	
A	CLAMP ▲	D1AZ-5A231-C
1	INLET PIPE	C6DZ-5246-F
5	BRACKET & INSULATOR ASSY.	C6DZ-5A246-A
	39909-S7 (U-269-D) SCREW - HEX HD. 5/16-18 x 3/4 (2) REQ'D. ATT. BRKT. TO FRAME	
B	CLAMP ▲	D1AZ-5A231-C
2	MUFFLER	C5DZ-5230-E
C	CLAMP ▲	D1AZ-5A231-C

	ITEM	PART NO.
6	BRACKET & INSULATOR ASSY.	C3DZ-5260-B
	39909-S7 (U-269-D) SCREW - HEX HD. 5/16-18 x 3/4 (2) REQ'D. ATT. BRKT. TO SIDE RAIL	
D	CLAMP ▲	D1AZ-5A231-C
3	OUTLET PIPE	C6DZ-5255-A
7	BRACKET & INSULATOR ASSY.	C2TZ-5260-C
	39909-S7 (U-269-D) SCREW - HEX HD. 5/16-18 x 3/4 (2) REQ'D. ATT. BRKT. TO SIDE RAIL	
E	CLAMP ▲	D1AZ-5A231-C

Original equipment muffler and outlet pipe are a welded assembly. To service this assembly you must replace it with both parts (muffler and outlet pipe) used together.

ORIGINAL SERVICE SYSTEM (REPLACED BY CONSOLIDATED SYSTEM ABOVE)

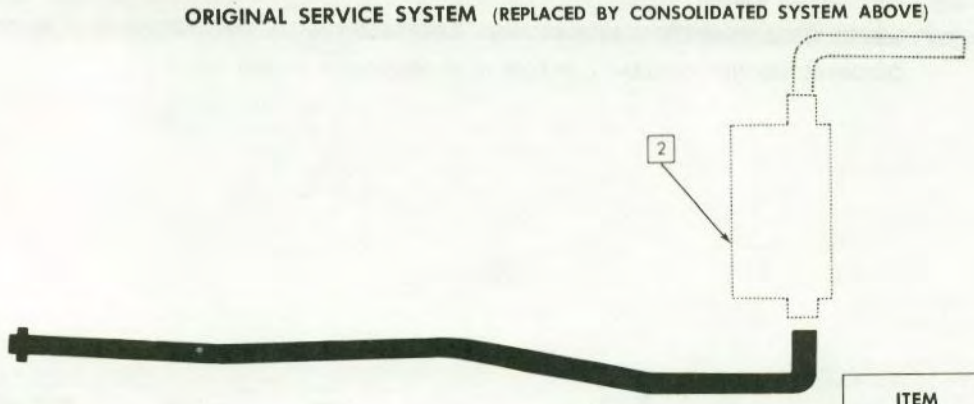

	ITEM	PART NO.
2	MUFFLER	*C6DZ-5230-E

E-E-8

▲ Use D1AZ 5A231-C in U.S. only; use C000 5253-E in Canada

COPYRIGHT © 1975 — FORD MOTOR COMPANY — DEARBORN, MICHIGAN
FINAL ISSUE

HALPERT_AUCTIONS

1966 FALCON—6 CYL. 200-1B W/T/E STATION WAGON & RANCHERO (U.S. ONLY)

CONSOLIDATED SERVICE REPLACEMENT (REPLACES ORIGINAL SERVICE SYSTEM BELOW)

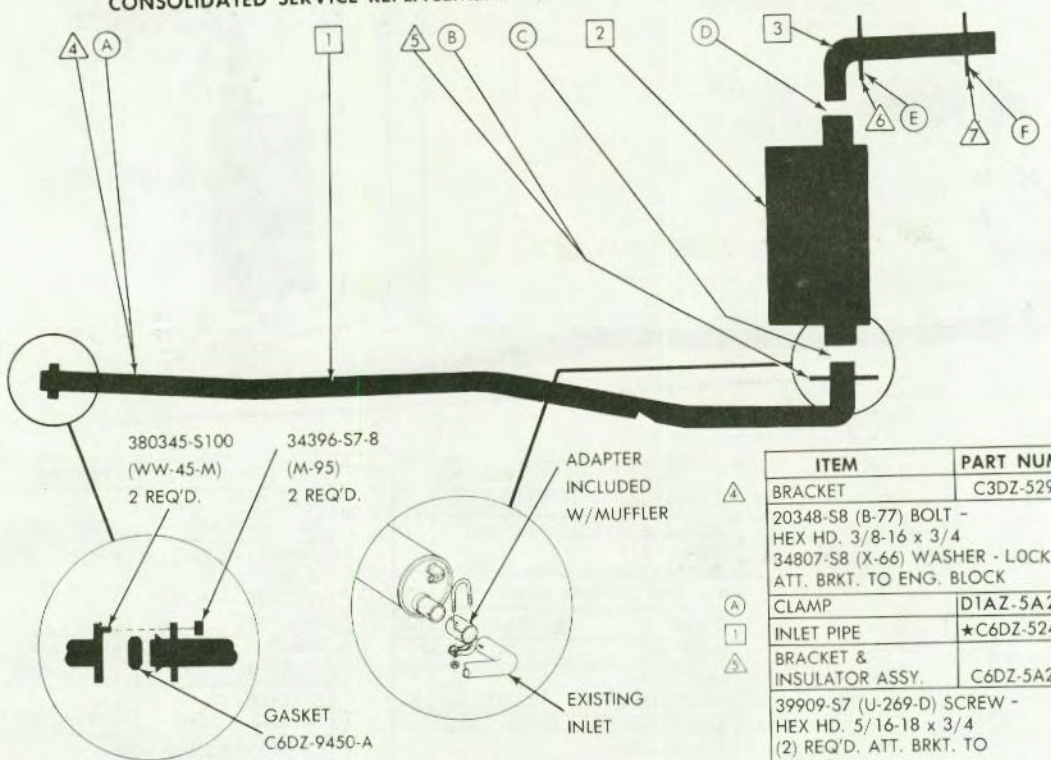

ITEM	PART NUMBER
4 BRACKET	C3DZ-5291-A
20348-S8 (B-77) BOLT - HEX HD. 3/8-16 x 3/4 34807-S8 (X-66) WASHER - LOCK 3/8 ATT. BRKT. TO ENG. BLOCK	
A CLAMP	D1AZ-5A231-C
1 INLET PIPE	★C6DZ-5246-H
5 BRACKET & INSULATOR ASSY.	C6DZ-5A246-A
39909-S7 (U-269-D) SCREW - HEX HD. 5/16-18 x 3/4 (2) REQ'D. ATT. BRKT. TO FRAME	
B CLAMP	D1AZ-5A231-C
C CLAMP	D1AZ-5A231-C
2 MUFFLER	C5DZ-5230-E
D CLAMP	D1AZ-5A231-C
3 OUTLET PIPE	C6DZ-5255-A

ITEM	PART NUMBER
6 BRACKET & INSULATOR ASSY.	C3DZ-5260-B
39909-S7 (U-263-D) SCREW - HEX HD. 5/16-18 x 3/4 (2) REQ'D. ATT. BRKT. TO SIDE RAIL	
E CLAMP	D1AZ-5A231-C

ITEM	PART NUMBER
7 BRACKET & INSULATOR ASSY.	C2TZ-5260-C
39909-S7 (U-263-D) SCREW - HEX HD. 5/16-18 x 3/4 (2) REQ'D. ATT. BRKT. TO SIDE RAIL	
F CLAMP	D1AZ-5A231-C

Original equipment muffler and outlet pipe are a welded assembly. To service this assembly you must replace it with both parts (muffler and outlet pipe) used together.

ORIGINAL SERVICE SYSTEM (REPLACED BY CONSOLIDATED SYSTEM ABOVE)

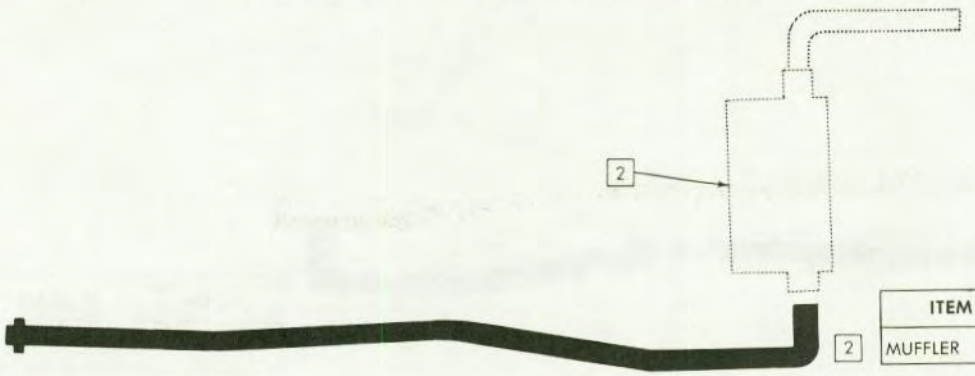

ITEM	PART NO.
2 MUFFLER	★C6DZ-5230-F

1966 FALCON—8 CYL. 289 SEDAN

CONSOLIDATED SERVICE REPLACEMENT (REPLACES ORIGINAL SERVICE SYSTEM BELOW)

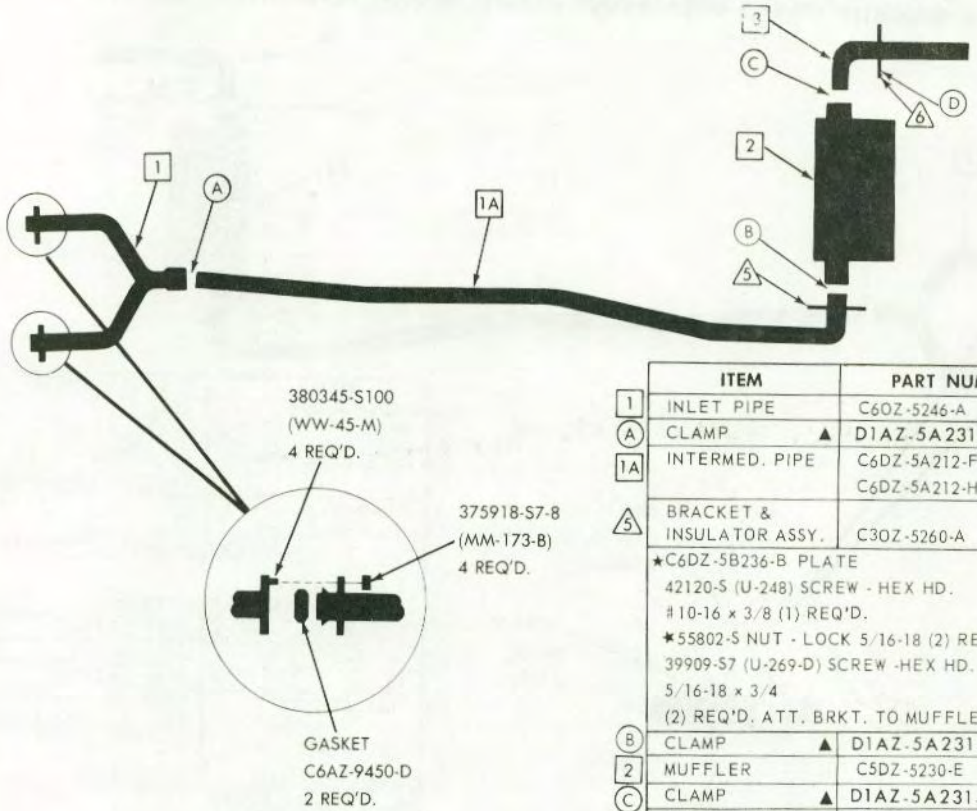

	ITEM	PART NUMBER
1	INLET PIPE	C6OZ-5246-A
A	CLAMP ▲	D1AZ-5A231-C
1A	INTERMED. PIPE	C6DZ-5A212-F (W/O T/E) C6DZ-5A212-H (W/T/E)
5	BRACKET & INSULATOR ASSY.	C3OZ-5260-A
	★C6DZ-5B236-B PLATE 42120-S (U-248) SCREW - HEX HD. #10-16 x 3/8 (1) REQ'D. ★55802-S NUT - LOCK 5/16-18 (2) REQ'D. 39909-S7 (U-269-D) SCREW -HEX HD. 5/16-18 x 3/4 (2) REQ'D. ATT. BRKT. TO MUFFLER	
B	CLAMP ▲	D1AZ-5A231-C
2	MUFFLER	C5DZ-5230-E
C	CLAMP ▲	D1AZ-5A231-C
3	OUTLET PIPE	C6DZ-5255-B
6	BRACKET & INSULATOR ASSY.	C6DZ-5260-A
	★C6DZ-5B236-A PLATE 42014-S8 (U-240) SCREW - HEX HD. #10-12 x 5/8 (1) REQ'D.	
D	CLAMP ▲	D1AZ-5A231-C

Original equipment muffler and outlet pipe are a welded assembly. To service this assembly you must replace it with both parts (muffler and outlet pipe) used together.

ORIGINAL SERVICE SYSTEM (REPLACED BY CONSOLIDATED SYSTEM ABOVE)



	ITEM	PART NUMBER
2	MUFFLER	★C6DZ-5230-G

E-E-15

▲ Use D1AZ 5A231-C in U.S. only; use C000 5253-E in Canada

COPYRIGHT © 1975 — FORD MOTOR COMPANY — DEARBORN, MICHIGAN

HALPERT_AUCTIONS

1966 FALCON—8 CYL. 289 STATION WAGON & RANCHERO

CONSOLIDATED SERVICE REPLACEMENT (REPLACES ORIGINAL SERVICE SYSTEM BELOW)

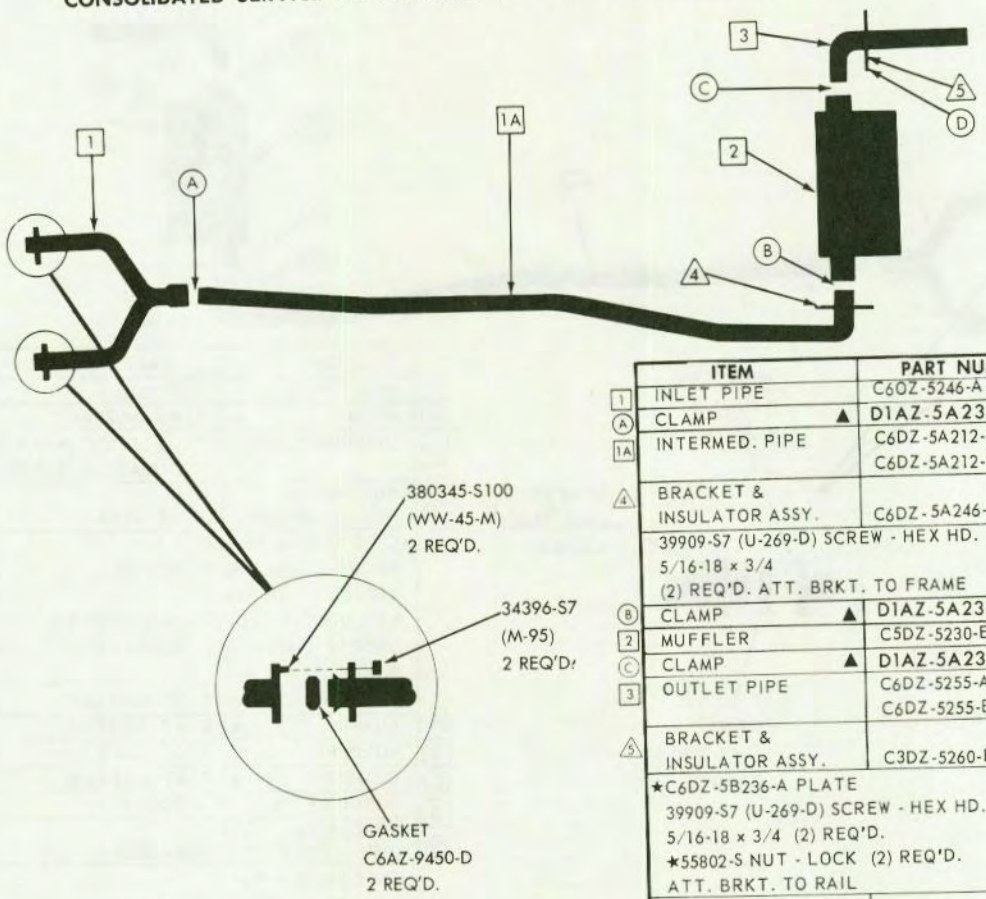

	ITEM	PART NUMBER
1	INLET PIPE	C6OZ-5246-A
A	CLAMP ▲	D1AZ-5A231-C
1A	INTERMED. PIPE	C6DZ-5A212-E (U.S.) C6DZ-5A212-F (CANADA)
4	BRACKET & INSULATOR ASSY.	C6DZ-5A246-A
	39909-S7 (U-269-D) SCREW - HEX HD. 5/16-18 x 3/4 (2) REQ'D. ATT. BRKT. TO FRAME	
B	CLAMP ▲	D1AZ-5A231-C
2	MUFFLER	C5DZ-5230-E
C	CLAMP ▲	D1AZ-5A231-C
3	OUTLET PIPE	C6DZ-5255-A (U.S.) C6DZ-5255-B (CANADA)
5	BRACKET & INSULATOR ASSY.	C3DZ-5260-B
	★C6DZ-5B236-A PLATE 39909-S7 (U-269-D) SCREW - HEX HD. 5/16-18 x 3/4 (2) REQ'D. ★55802-S NUT - LOCK (2) REQ'D. ATT. BRKT. TO RAIL	
	BRACKET & INSULATOR ASSY.	C2TZ-5260-C
	39909-S7 (U-269-D) SCREW - HEX HD. 5/16-18 x 3/4 (2) REQ'D.	
D	CLAMP ▲	D1AZ-5A231-C

Original equipment muffler and outlet pipe are a welded assembly. To service this assembly you must replace it with both parts (muffler and outlet pipe) used together.

ORIGINAL SERVICE SYSTEM (REPLACED BY CONSOLIDATED SYSTEM ABOVE)

	ITEM	PART NUMBER
2	MUFFLER	★C6DZ-5230-C

E-E-17

▲ Use D1AZ 5A231-C in U.S. only; use C000 5253-E in Canada

HALPERT_AUCTIONS

EXHAUST PARTS MODEL INDEX

How to use this index -

1. Find the car model desired.
2. Find the line which lists the engine displacement needed.
3. Select the correct page, and turn to that page.

Explanation of picture - text catalog sheets -

In sections 52.65 through 52.72, the complete present service system is shown at the top of the page, with an illustration and a complete bill of materials. If a second illustration appears below, that is the service system before simplification. In the lower system (before simplification), parts which are changed are shown by dotted lines, and the part numbers are shown in the table. Parts shown in black are parts which are unchanged and shown above in the upper illustration.

For stamped number cross-reference information and for size information, refer to Section 52, page 1.

1967

CYL.	C.I.D.	MODEL	TYPE▲	SECTION	PAGE	ILLUS. NO. ♦
		A (FORD)				
6	240-1B	Exc.71	S	52.67	2	EF 26
		71	S	52.67	3	EF 23
8	289-2B	Exc.71-2" mflr.inlet dia.	S	52.67	4	EF 39
		-2 1/2" mflr.inlet dia.	S	52.67	5	EF 40
		71-2" mflr.inlet dia.	S	52.67	6	EF 42
		-2 1/2" mflr.inlet dia.	S	52.67	7	EF 41
	390-2B	Exc.71	S	52.67	8	EF 38
		71	S	52.67	9	EF 44
	390-4B	Exc.71	D	52.67	10	EF 43
		71	S	52.67	11	EF 49
	427-4B		D	52.67	12	EF 48
	427-8B		D	52.67	12	EF 48
	428-4B	Exc.71, P/C, 7 litre	D	52.67	10	EF 43
		71 (includes P/C)	S	52.67	11	EF 49
		P/C (exc.71)	D	52.67	13	EF 59
		7 litre	D	52.67	13	EF 59
		B (FAIRLANE)				
6	200-1B	Exc.66, 71 - 1 3/4" mflr. inlet dia.	S	52.67	14	EC 34
		- 2" mflr.inlet dia.	S	52.67	15	EC 36
		66	S	52.67	16	EC 37
		71-1 3/4" mflr.inlet dia.	S	52.67	17	EC 33
		-2" mflr.inlet dia.	S	52.67	18	EC 35
8	289-2B	54, 62, 63	S	52.67	19	EC 32
		66, 71	S	52.67	20	EC 31
		76	S	52.67	19	EC 32
	390-2B	Exc.66, 71, 76	S	52.67	21	EC 30
		66, 71	S	52.67	22	EC 29
		76	D	52.67	23	EC 28
	390-4B	Exc.66, 71	D	52.67	23	EC 28
		66, 71	S	52.67	22	EC 29
	427-4B		D	52.67	24	EC 27
	427-8B		D	52.67	24	EC 27

CYL.	C.I.D.	MODEL	TYPE▲	SECTION	PAGE	ILLUS. NO. ♦
		F (MUSTANG) - INCLUDES SHELBY				
6	200-1B		S	52.67	25	EA 18
8	289-2B		S	52.67	26	EA 8
		With dual exhaust kit	D	52.67	27	EA 7
	289-4B	Premium fuel	S	52.67	26	EA 8
		High Performance	D	52.67	27	EA 7
		Shelby GT350	D	52.67	27	EA 7
	390-4B	Includes GT	D	52.67	27	EA 7
	428-8B	Shelby GT500	D	52.67	27	EA 7
		S (THUNDERBIRD)				
8	390-4B		D	52.67	28	EH 3
	428-4B		D	52.67	28	EH 3
		U (BRONCO)				
6	170-1B		S	52.67	29	EN 3
8	289-2B		S	52.67	30	EN 4
		X (FALCON)				
6	170-1B	54, 62-1 3/4" mflr. inlet dia.	S	52.67	31	EE 20
		-2" mflr. inlet dia.	S	52.67	32	EE 27
	200-1B	54, 62-1 3/4" mflr. inlet dia.	S	52.67	31	EE 20
		-2" mflr. inlet dia.	S	52.67	32	EE 27
		71-1 3/4" mflr. inlet dia.	S	52.67	33	EE 28
		-2" mflr. inlet dia.	S	52.67	34	EE 22
8	289-2B	54, 62	S	52.67	35	EE 21
		71	S	52.67	36	EE 29
	289-4B	54, 62	S	52.67	35	EE 21
		71	S	52.67	36	EE 29

♦ For control purposes only ▲ S - Single D - Dual

COPYRIGHT © 1975 — FORD MOTOR COMPANY — DEARBORN, MICHIGAN
FINAL ISSUE

HALPERT_AUCTIONS

1967 FORD—6 CYL. 240-1B SEDAN, HARDTOP, & CONVERTIBLE

CONSOLIDATED SERVICE REPLACEMENT (REPLACES ORIGINAL SERVICE SYSTEM BELOW)

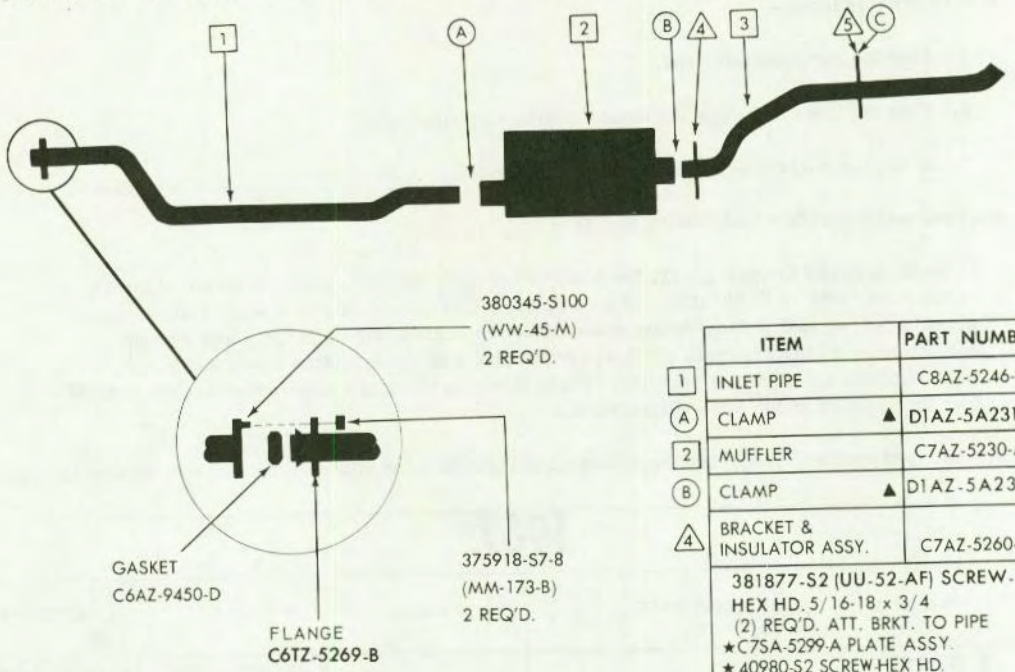

	ITEM	PART NUMBER
1	INLET PIPE	C8AZ-5246-G
A	CLAMP ▲	D1AZ-5A231-C
2	MUFFLER	C7AZ-5230-AH
B	CLAMP ▲	D1AZ-5A231-C
4	BRACKET & INSULATOR ASSY.	C7AZ-5260-G
	381877-S2 (UU-52-AF) SCREW-HEX HD. 5/16-18 x 3/4 (2) REQ'D. ATT. BRKT. TO PIPE ★C7SA-5299-A PLATE ASSY. ★ 40980-S2 SCREW-HEX HD. 3/8-16 x 1 (2) REQ'D. ATT. BRKT. & PLATE TO CROSS MEMBER	
3	OUTLET PIPE	D0AZ-5255-M
5	BRACKET & INSULATOR ASSY.	C6AZ-5260-K
	39885-S7-8 (U-263-E) SCREW-HEX HD. 3/8-16 x 1/2 ATT. BRKT. TO SIDE RAIL	
C	CLAMP ▲	D1AZ-5A231-C

ORIGINAL SERVICE SYSTEM (REPLACED BY CONSOLIDATED SYSTEM ABOVE)

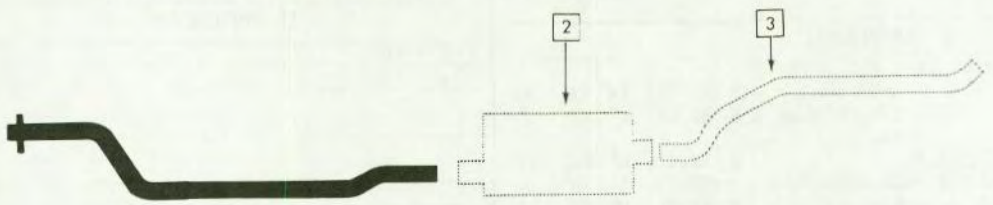

	ITEM	PART NUMBER
2	MUFFLER	✱C7AZ-5230-AB
3	OUTLET PIPE	✱C7AZ-5255-A (BEFORE 10-3-66)-w/o T/E ✱C7AZ-5255-AB (FROM 10-3-66)-w/o T/E ✱C7AZ-5255-AB-w/T/E

E-F-26

▲ Use D1AZ 5A231-C in U.S. only; use C000 5253-E in Canada

1967 FORD—6 CYL. 240-1B STATION WAGON

CONSOLIDATED SERVICE REPLACEMENT (REPLACES ORIGINAL SERVICE SYSTEM BELOW)

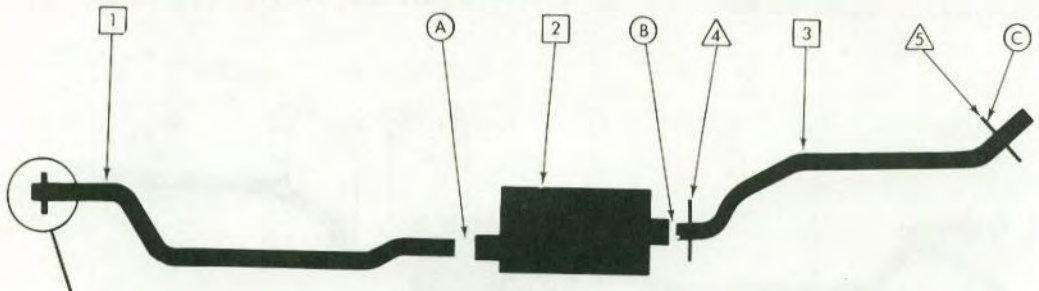

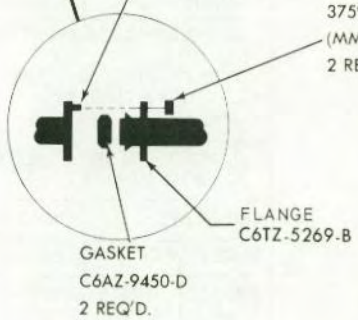

	ITEM	PART NUMBER
1	INLET PIPE	C8AZ-5246-G
A	CLAMP ▲	D1AZ-5A231-C
2	MUFFLER	C7AZ-5230-AH
B	CLAMP ▲	D1AZ-5A231-C
4	BRACKET & INSULATOR ASSY.	C7AZ-5260-G
	381877-S2 (UU-52-AF) SCREW-HEX HD. 5/16-18 x 3/4 (2) REQ'D. ATT. BRKT. TO PIPE ★C7SA-5299-A PLATE ASSY. ★40980-S2 SCREW-HEX HD. 3/8-16 x 1 (2) REQ'D. ATT. BRKT. & PLATE TO #4 CROSS MEMBER	
3	OUTLET PIPE	D0AZ-5255-N
5	BRACKET & INSULATOR ASSY.	C6AZ-5260-F
	C8AZ-5266-C PLATE 20346-S8 (B-50) BOLT -HEX HD. 5/16-18 x 3/4 34392-S7-8 (M-93) NUT-LOCK 5/16-18 ATT. BRKT. TO FRAME	
C	CLAMP ▲	D1AZ-5A231-C

ORIGINAL SERVICE SYSTEM (REPLACED BY CONSOLIDATED SYSTEM ABOVE)

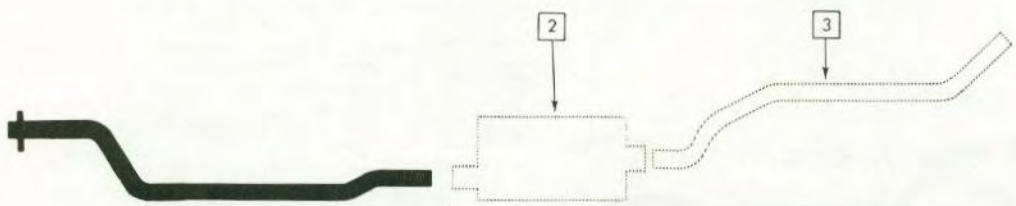

	ITEM	PART NUMBER
2	MUFFLER	★C7AZ-5230-AB
3	OUTLET PIPE	★C7AZ-5255-C

E-F-23

▲ Use D1AZ 5A231-C in U.S. only; use C000 5253-E in Canada

COPYRIGHT © 1975 — FORD MOTOR COMPANY — DEARBORN, MICHIGAN

HALPERT_AUCTIONS

1967 FORD—8 CYL. 289-2B SEDAN, HARDTOP & CONVERTIBLE WITH 2" MUFFLER INLET

CONSOLIDATED SERVICE REPLACEMENT (REPLACES ORIGINAL SERVICE SYSTEM BELOW)

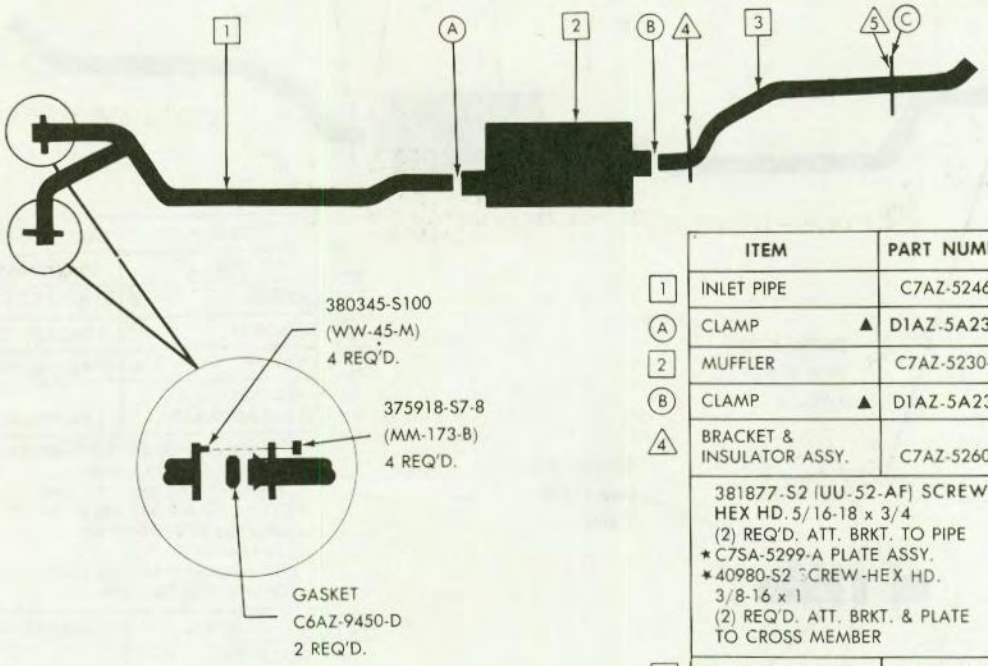

	ITEM	PART NUMBER
1	INLET PIPE	C7AZ-5246-C
A	CLAMP ▲	D1AZ-5A231-C
2	MUFFLER	C7AZ-5230-AH
B	CLAMP ▲	D1AZ-5A231-C
4	BRACKET & INSULATOR ASSY.	C7AZ-5260-G
	381877-S2 (UU-52-AF) SCREW-HEX HD. 5/16-18 x 3/4 (2) REQ'D. ATT. BRKT. TO PIPE ★ C7SA-5299-A PLATE ASSY. ★ 40980-S2 SCREW-HEX HD. 3/8-16 x 1 (2) REQ'D. ATT. BRKT. & PLATE TO CROSS MEMBER	
3	OUTLET PIPE	D0AZ-5255-M
5	BRACKET ASSY.	C6AZ-5260-K
	39885-S7-8 (U-263-E) SCREW-HEX HD. 3/8-16 x 1/2 (2) REQ'D. ATT. BRKT. TO SIDE RAIL	
C	CLAMP ▲	D1AZ-5A231-C

Consolidated muffler and outlet pipe must be used together as a matched pair. They will not mate with original service components.

Original equipment muffler and outlet pipe are a welded assembly. To service this assembly you must replace it with both parts (muffler and outlet pipe) used together.

ORIGINAL SERVICE SYSTEM (REPLACED BY CONSOLIDATED SYSTEM ABOVE)

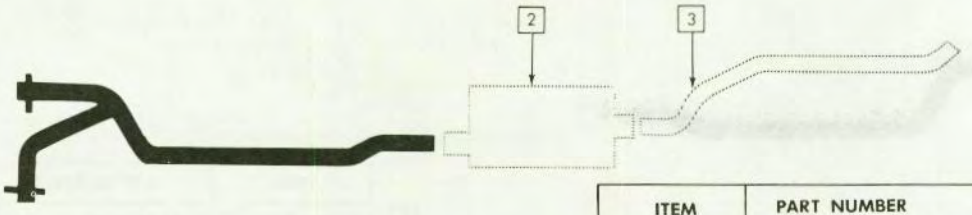

	ITEM	PART NUMBER
2	MUFFLER	★C7AZ-5230-AB
3	OUTLET PIPE	★ C7AZ-5255-A (BEFORE 10-3-66) ★ C7AZ-5255-AB (FROM 10-3-66)

E-F-39

▲ Use D1AZ 5A231-C in U.S. only; use C000 5253-E in Canada

HALPERT_AUCTIONS

1967 FORD—8 CYL. 289-2B SEDAN, HARDTOP, & CONVERTIBLE WITH 2½" MUFFLER INLET

CONSOLIDATED SERVICE REPLACEMENT **(REPLACES ORIGINAL SERVICE SYSTEM BELOW)**

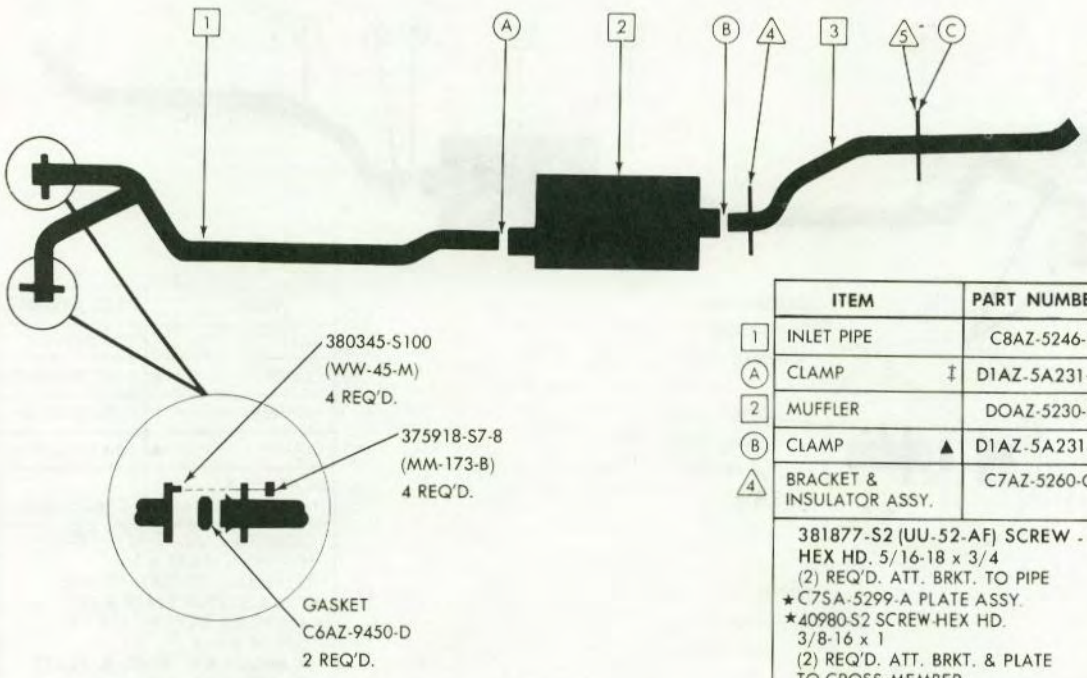

	ITEM	PART NUMBER
1	INLET PIPE	C8AZ-5246-F
A	CLAMP ‡	D1AZ-5A231-D
2	MUFFLER	DOAZ-5230-S
B	CLAMP ▲	D1AZ-5A231-C
4	BRACKET & INSULATOR ASSY.	C7AZ-5260-G
	381877-S2 (UU-52-AF) SCREW - HEX HD. 5/16-18 x 3/4 (2) REQ'D. ATT. BRKT. TO PIPE ★C7SA-5299-A PLATE ASSY. ★40980-S2 SCREW-HEX HD. 3/8-16 x 1 (2) REQ'D. ATT. BRKT. & PLATE TO CROSS MEMBER	
3	OUTLET PIPE	DOAZ-5255-M
5	BRACKET ASSY.	C6AZ-5260-K
	39885-S7-8 (U-263-E) SCREW-HEX HD. 3/8-16 x 1/2 (2) REQ'D. ATT. BRKT. TO SIDE RAIL	
C	CLAMP ▲	D1AZ-5A231-C

Original equipment muffler and outlet pipe are a welded assembly. To service this assembly you must replace it with both parts (muffler and outlet pipe) used together.

ORIGINAL SERVICE SYSTEM (REPLACED BY CONSOLIDATED SYSTEM ABOVE)

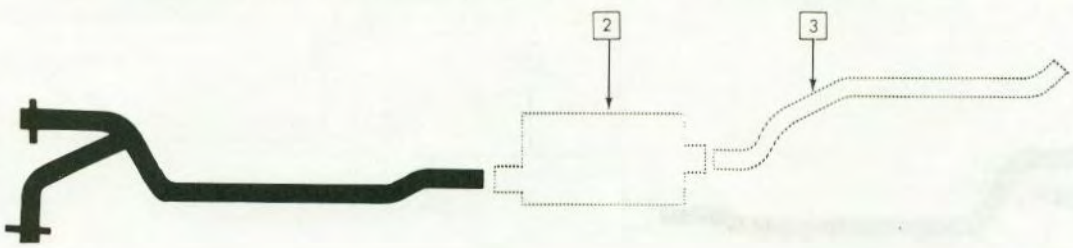

	ITEM	PART NO.
2	MUFFLER	★C7AZ-5230-AC
3	OUTLET PIPE	★C7AZ-5255-N

E-F-40

‡ Use D1AZ 5A231-D in U.S. only; use C000 5253-G in Canada

▲ Use D1AZ 5A231-C in U.S. only; use C000 5253-E in Canada

COPYRIGHT © 1975 — FORD MOTOR COMPANY — DEARBORN, MICHIGAN

FINAL ISSUE

HALPERT_AUCTIONS

1967 FORD—8 CYL. 289-2B STATION WAGON WITH 2″ MUFFLER INLET

CONSOLIDATED SERVICE REPLACEMENT (REPLACES ORIGINAL SERVICE SYSTEM BELOW)

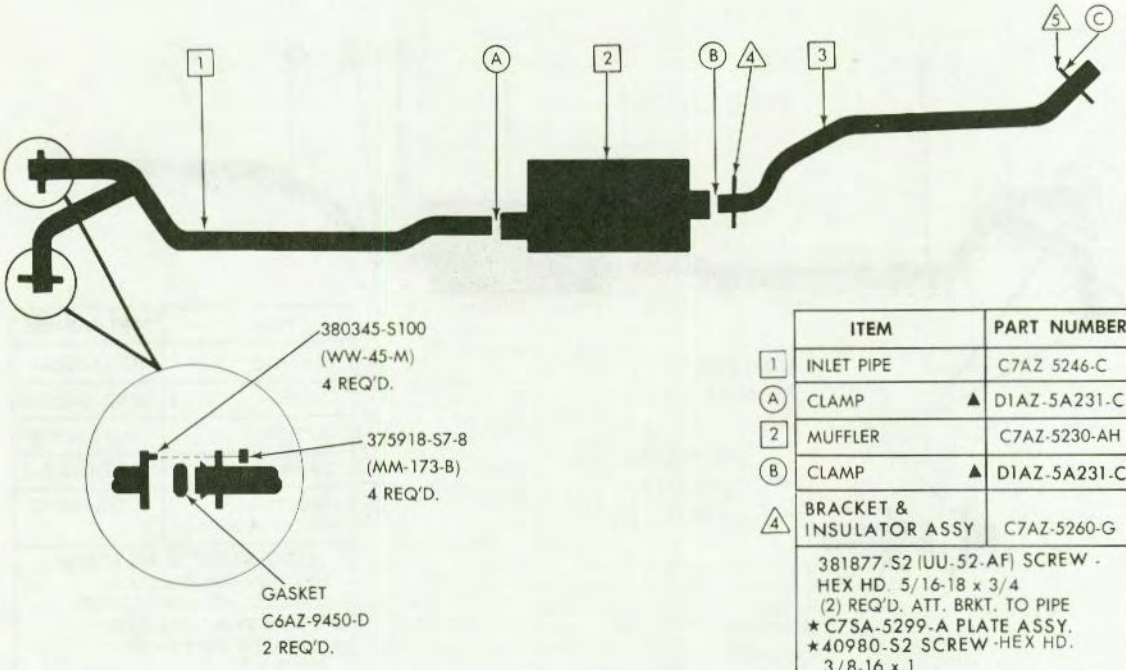

	ITEM	PART NUMBER
1	INLET PIPE	C7AZ 5246-C
A	CLAMP ▲	D1AZ-5A231-C
2	MUFFLER	C7AZ-5230-AH
B	CLAMP ▲	D1AZ-5A231-C
4	BRACKET & INSULATOR ASSY	C7AZ-5260-G
	381877-S2 (UU-52-AF) SCREW - HEX HD. 5/16-18 x 3/4 (2) REQ'D. ATT. BRKT. TO PIPE ★C7SA-5299-A PLATE ASSY. ★40980-S2 SCREW -HEX HD. 3/8-16 x 1 (2) REQ'D. ATT. BRKT. & PLATE TO CROSS MEMBER	
3	OUTLET PIPE	D0AZ-5255-N
5	BRACKET ASSY.	C6AZ-5260-F
	C8AZ-5266-C PLATE ?0346-S8 (B-50) BOLT -HEX HD. 5/16-18 x 3/4 34392-S7-8 (M-93) NUT -LOCK 5/16-18 ATT. BRKT. TO FRAME	
C	CLAMP ▲	D1AZ-5A231-C

Consolidated muffler and outlet pipe must be used together as a matched pair. They will not mate with original service components.

ORIGINAL SERVICE SYSTEM (REPLACED BY CONSOLIDATED SYSTEM ABOVE)

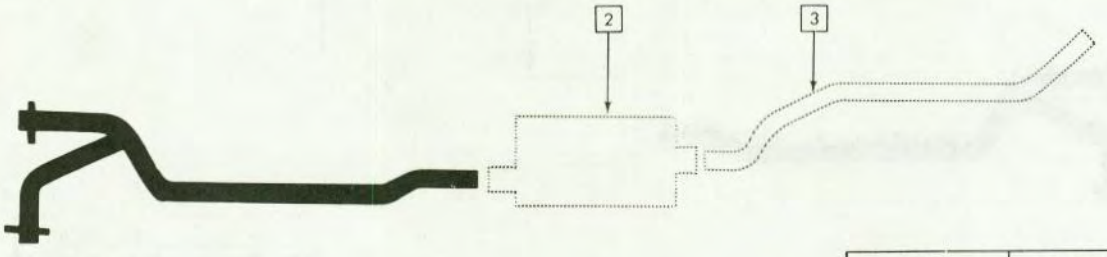

	ITEM	PART NO.
2	MUFFLER	*C7AZ 5230-E
3	OUTLET PIPE	*C7AZ 5255-J

E-F-42

▲ Use D1AZ 5A231-C in U.S. only; use C000 5253-E in Canada

1967 FORD—8 CYL. 289-2B STATION WAGON WITH 2½" MUFFLER INLET

CONSOLIDATED SERVICE REPLACEMENT (REPLACES ORIGINAL SERVICE SYSTEM BELOW)

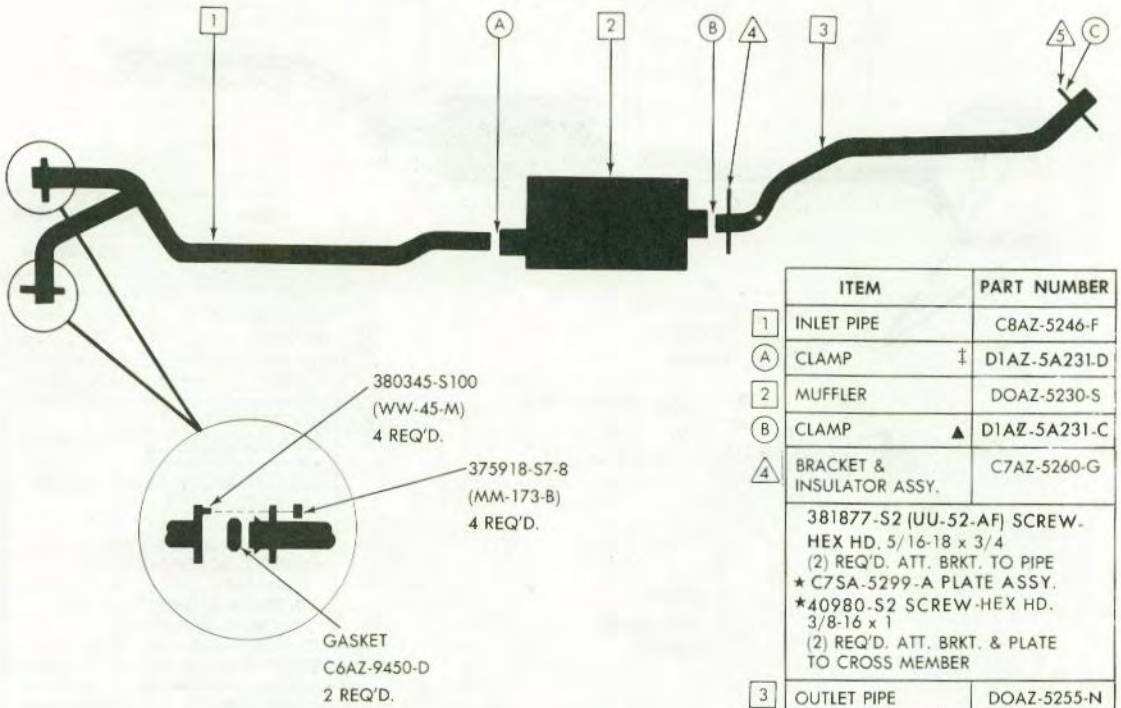

	ITEM	PART NUMBER
1	INLET PIPE	C8AZ-5246-F
A	CLAMP ‡	D1AZ-5A231-D
2	MUFFLER	D0AZ-5230-S
B	CLAMP ▲	D1AZ-5A231-C
4	BRACKET & INSULATOR ASSY.	C7AZ-5260-G
	381877-S2 (UU-52-AF) SCREW-HEX HD. 5/16-18 x 3/4 (2) REQ'D. ATT. BRKT. TO PIPE ★ C7SA-5299-A PLATE ASSY. ★40980-S2 SCREW-HEX HD. 3/8-16 x 1 (2) REQ'D. ATT. BRKT. & PLATE TO CROSS MEMBER	
3	OUTLET PIPE	D0AZ-5255-N
5	BRACKET ASSY.	C6AZ-5260-F
	C8AZ-5266-C PLATE 20346-S8 (B-50) BOLT-HEX HD. 5/16-18 x 3/4 34392-S7-8 (M-93) NUT-LOCK 5/16-18 ATT. BRKT. TO FRAME	
C	CLAMP ▲	D1AZ-5A231-C

Original equipment muffler and outlet pipe are a welded assembly. To service this assembly you must replace it with both parts (muffler and outlet pipe) used together.

Consolidated muffler and outlet pipe must be used together as a matched pair. They will not mate with original service components.

ORIGINAL SERVICE SYSTEM (REPLACED BY CONSOLIDATED SYSTEM ABOVE)

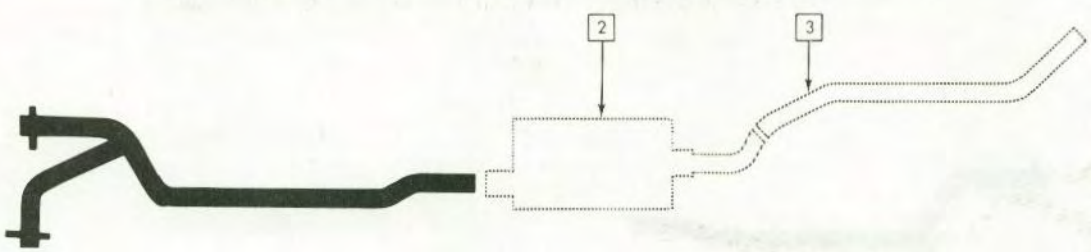

	ITEM	PART NUMBER
2	MUFFLER	*C7AZ-5230-AD
3	OUTLET PIPE	*C7AZ-5255-L

E-F-41

‡ Use D1AZ 5A231-D in U.S. only; use C000 5253-G in Canada

▲ Use D1AZ 5A231-C in U.S. only; use C000 5253-E in Canada

COPYRIGHT © 1975 — FORD MOTOR COMPANY — DEARBORN, MICHIGAN

HALPERT_AUCTIONS

1967 FORD—8 CYL. 390-2B SEDAN, HARDTOP, & CONVERTIBLE

CONSOLIDATED SERVICE REPLACEMENT (REPLACES ORIGINAL SERVICE SYSTEM BELOW)

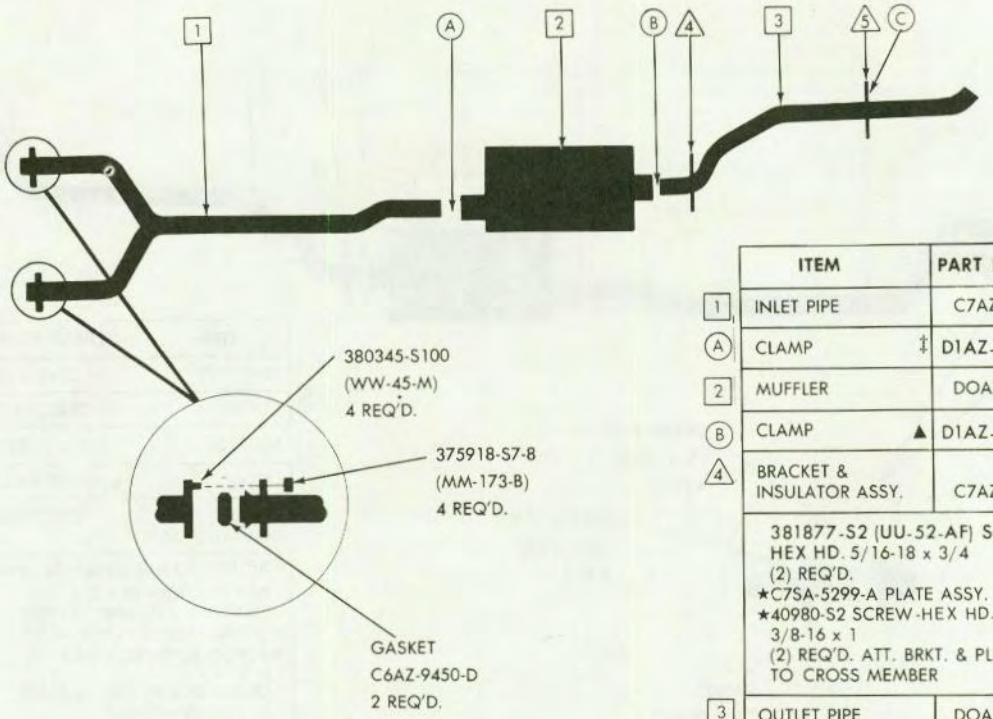

	ITEM	PART NUMBER
1	INLET PIPE	C7AZ-5246-N
A	CLAMP ‡	D1AZ-5A231-D
2	MUFFLER	DOAZ-5230-S
B	CLAMP ▲	D1AZ-5A231-C
4	BRACKET & INSULATOR ASSY.	C7AZ-5260-G
	381877-S2 (UU-52-AF) SCREW-HEX HD. 5/16-18 x 3/4 (2) REQ'D. ★C7SA-5299-A PLATE ASSY. ★40980-S2 SCREW-HEX HD. 3/8-16 x 1 (2) REQ'D. ATT. BRKT. & PLATE TO CROSS MEMBER	
3	OUTLET PIPE	DOAZ-5255-M
5	BRACKET ASSY.	C6AZ-5260-K
	39885-S7-8 (U-263-E) SCREW-HEX HD. 3/8-16 x 1/2 - (2) REQ'D. ATT. BRKT. TO SIDE RAIL	
C	CLAMP ▲	D1AZ-5A231-C

Consolidated muffler and outlet pipe must be used together as a matched pair. They will not mate with original service components.

ORIGINAL SERVICE SYSTEM (REPLACED BY CONSOLIDATED SYSTEM ABOVE)

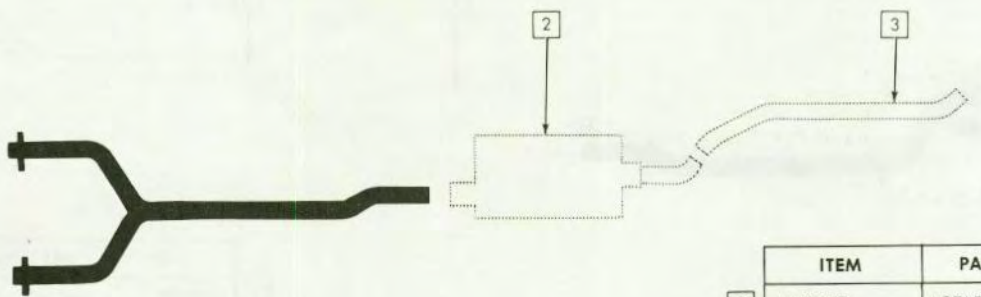

	ITEM	PART NO.
2	MUFFLER	★C7AZ 5230-AE
3	OUTLET PIPE	★C7AZ-5255-N

E-F-38

‡ Use D1AZ 5A231-D in U.S. only; use C000 5253-G in Canada

▲ Use D1AZ 5A231-C in U.S. only; use C000 5253-E in Canada

HALPERT_AUCTIONS

1967 FORD—8 CYL. 390-2B STATION WAGON

CONSOLIDATED SERVICE REPLACEMENT (REPLACES ORIGINAL SERVICE SYSTEM BELOW)

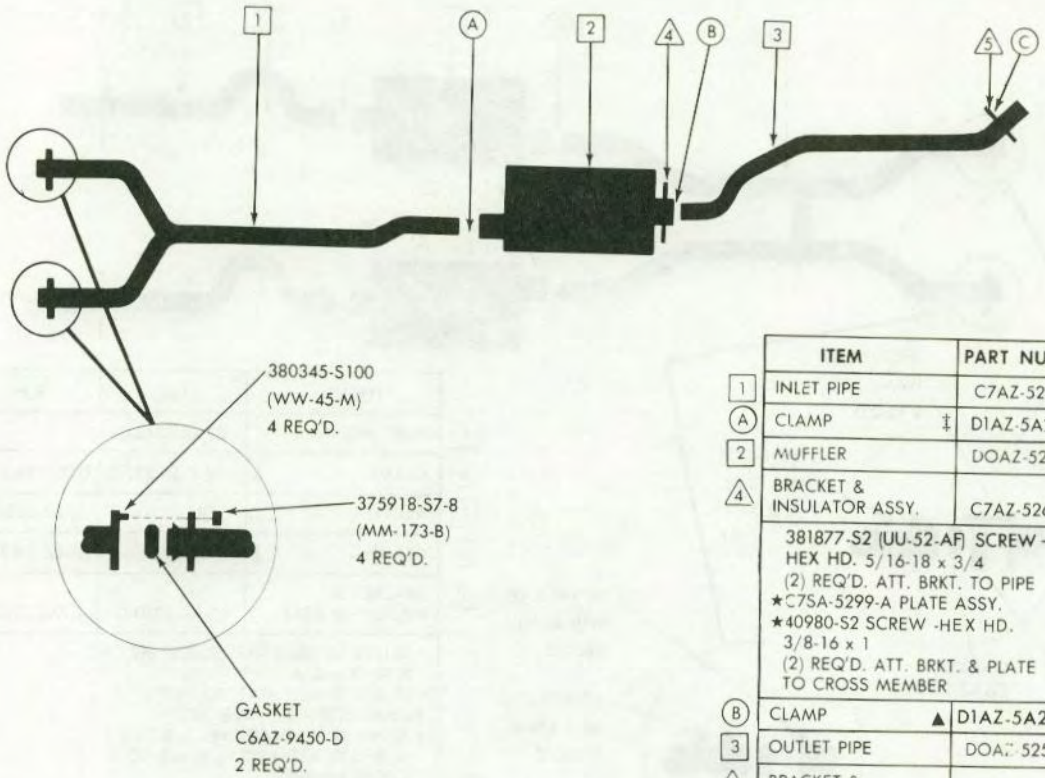

	ITEM	PART NUMBER
1	INLET PIPE	C7AZ-5246-N
A	CLAMP ‡	D1AZ-5A231-D
2	MUFFLER	D0AZ-5230-S
4	BRACKET & INSULATOR ASSY.	C7AZ-5260-G
	381877-S2 (UU-52-AF) SCREW - HEX HD. 5/16-18 x 3/4 (2) REQ'D. ATT. BRKT. TO PIPE ★C7SA-5299-A PLATE ASSY. ★40980-S2 SCREW -HEX HD. 3/8-16 x 1 (2) REQ'D. ATT. BRKT. & PLATE TO CROSS MEMBER	
B	CLAMP ▲	D1AZ-5A231-C
3	OUTLET PIPE	D0AZ-5255-N
5	BRACKET & INSULATOR ASSY.	C6AZ-5260-F
	C8AZ-5266-C PLATE 20346-S8 (B-50) BOLT -HEX HD. 5/16-18 x 3/4 34392-S8 (M-93) NUT -LOCK 5/16-18 ATT. BRKT. TO FRAME	
C	CLAMP ▲	D1AZ-5A231-C

Consolidated muffler and outlet pipe must be used together as a matched pair. They will not mate with original service components.

ORIGINAL SERVICE SYSTEM (REPLACED BY CONSOLIDATED SYSTEM ABOVE)

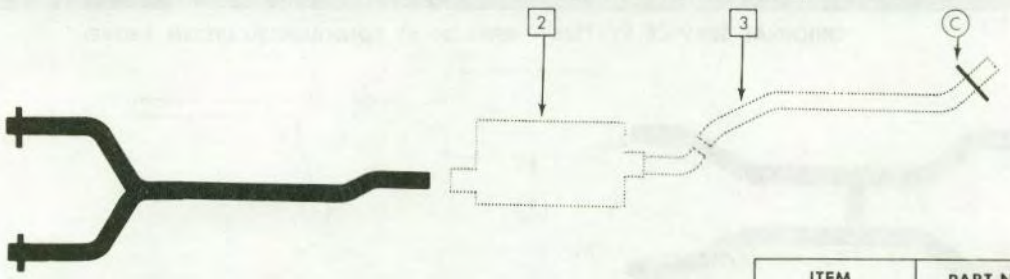

	ITEM	PART NO.
2	MUFFLER	★C7AZ-5230-AF
3	OUTLET PIPE	★C7AZ-5255-L
C	CLAMP ♦	D1AZ-5A231-A

E-F-44

‡ Use D1AZ 5A231-D in U.S. only; use C000 5253-G in Canada
▲ Use D1AZ 5A231-C in U.S. only; use C000 5253-E in Canada
♦ Use D1AZ 5A231-A in U.S. only; use C000 5253-F in Canada

COPYRIGHT © 1975 — FORD MOTOR COMPANY — DEARBORN, MICHIGAN

FINAL ISSUE

HALPERT_AUCTIONS

1967 FORD—8 CYL. 390-4B & 428-4B SEDAN, HARDTOP, & CONVERTIBLE (EXCEPT 428-4B P/C & 7-LITRE)

CONSOLIDATED SERVICE REPLACEMENT (REPLACES ORIGINAL SERVICE SYSTEM BELOW)

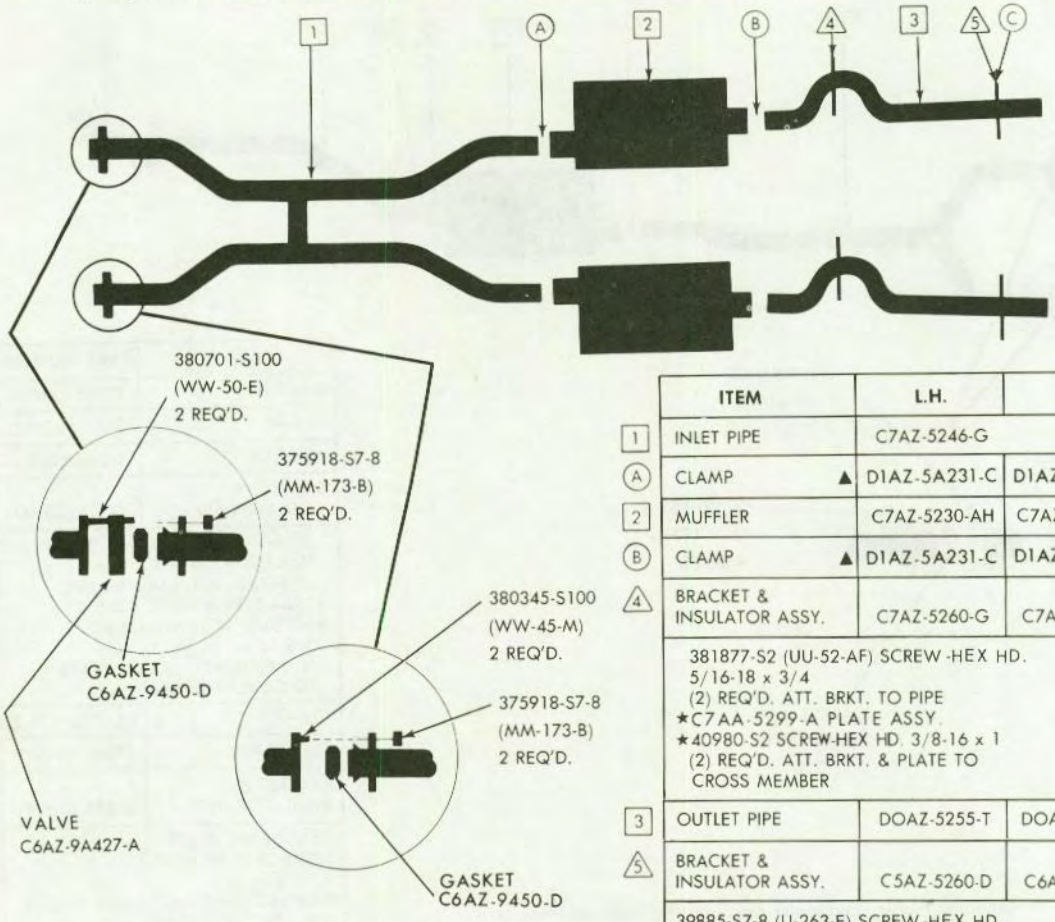

	ITEM	L.H.	R.H.
1	INLET PIPE	C7AZ-5246-G	
A	CLAMP ▲	D1AZ-5A231-C	D1AZ-5A231-C
2	MUFFLER	C7AZ-5230-AH	C7AZ-5230-AH
B	CLAMP ▲	D1AZ-5A231-C	D1AZ-5A231-C
4	BRACKET & INSULATOR ASSY.	C7AZ-5260-G	C7AZ-5260-G
	381877-S2 (UU-52-AF) SCREW-HEX HD. 5/16-18 x 3/4 (2) REQ'D. ATT. BRKT. TO PIPE ★C7AA-5299-A PLATE ASSY. ★40980-S2 SCREW-HEX HD. 3/8-16 x 1 (2) REQ'D. ATT. BRKT. & PLATE TO CROSS MEMBER		
3	OUTLET PIPE	D0AZ-5255-T	D0AZ-5255-M
5	BRACKET & INSULATOR ASSY.	C5AZ-5260-D	C6AZ-5260-K
	39885-S7-8 (U-263-E) SCREW-HEX HD. 3/8-16 x 1/2 (4) REQ'D. ATT. BRKT. TO SIDE RAIL		
C	CLAMP ▲	D1AZ-5A231-C	D1AZ-5A231-C

Consolidated muffler and outlet pipe must be used together as a matched pair. They will not mate with original service components.

ORIGINAL SERVICE SYSTEM (REPLACED BY CONSOLIDATED SYSTEM ABOVE)

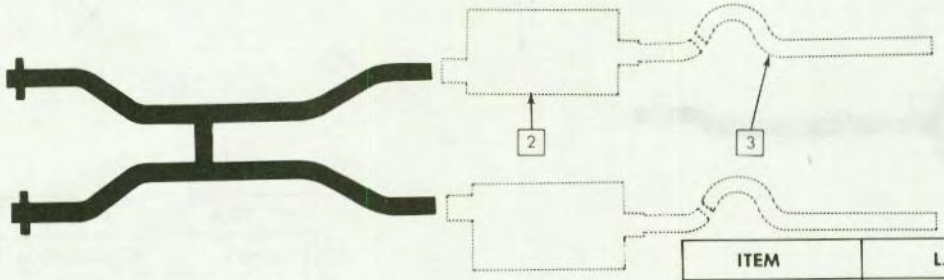

	ITEM	L.H.	R.H.
2	MUFFLER	★ C7AZ-5230-A	★C7AZ-5230-T
3	OUTLET PIPE	★C7AZ-5255-E (BEFORE 11-3-66) ★C7AZ-5255-AA (FROM 11-3-66)	★C7AZ-5255-S

E-F-43

▲ Use D1AZ 5A231-C in U.S. only; use C000 5253-E in Canada

HALPERT_AUCTIONS

1967 FORD—8 CYL. 390-4B & 428-4B STATION WAGON (INCLUDING P/C)

CONSOLIDATED SERVICE REPLACEMENT (REPLACES ORIGINAL SERVICE SYSTEM BELOW)

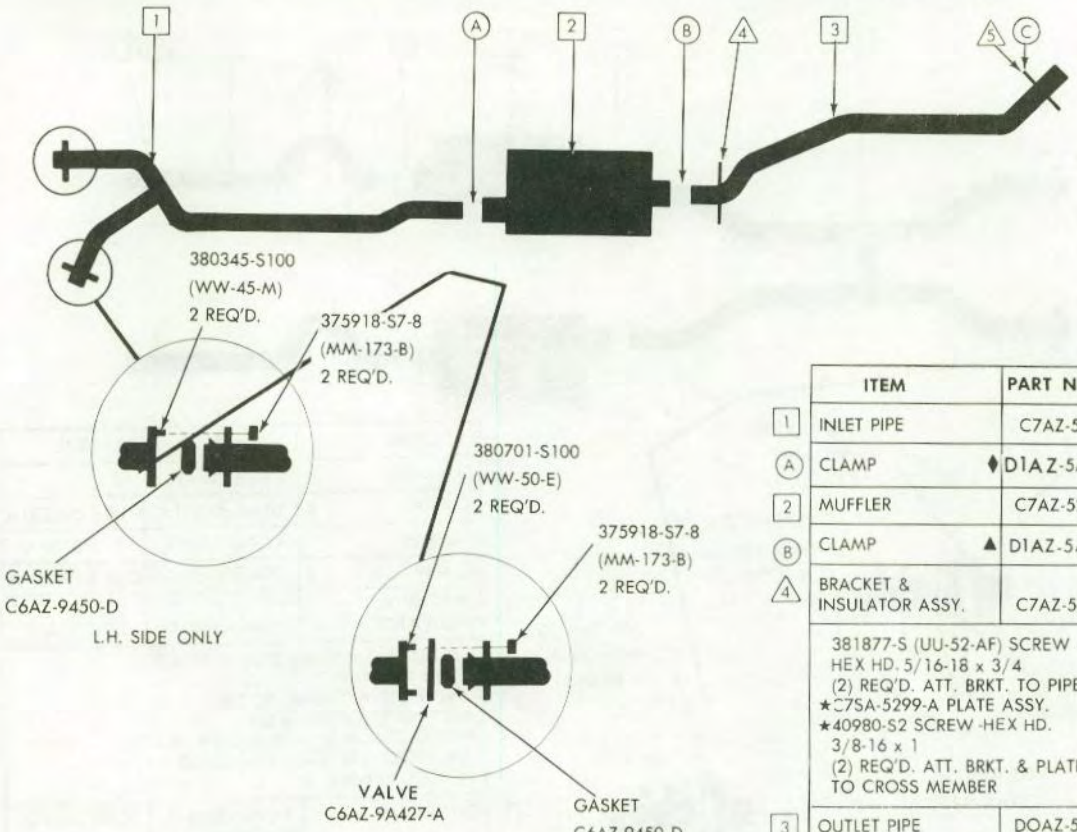

	ITEM	PART NUMBER
1	INLET PIPE	C7AZ-5246-E
A	CLAMP ♦	D1AZ-5A231-A
2	MUFFLER	C7AZ-5230-AJ
B	CLAMP ▲	D1AZ-5A231-C
4	BRACKET & INSULATOR ASSY.	C7AZ-5260-G
	381877-S (UU-52-AF) SCREW - HEX HD. 5/16-18 x 3/4 (2) REQ'D. ATT. BRKT. TO PIPE ★C7SA-5299-A PLATE ASSY. ★40980-S2 SCREW -HEX HD. 3/8-16 x 1 (2) REQ'D. ATT. BRKT. & PLATE TO CROSS MEMBER	
3	OUTLET PIPE	D0AZ-5255-N
5	BRACKET ASSY.	C6AZ-5260-F
	20346-S8 (B-50) BOLT -HEX HD. 5/16-18 x 3/4 34392-S8 (M-93) NUT-LOCK 5/16-18 ATT. BRKT. TO FRAME	
C	CLAMP ▲	D1AZ-5A231-C

Consolidated muffler and outlet pipe must be used together as a matched pair. They will not mate with original service components.

ORIGINAL SERVICE SYSTEM (REPLACED BY CONSOLIDATED SYSTEM ABOVE)

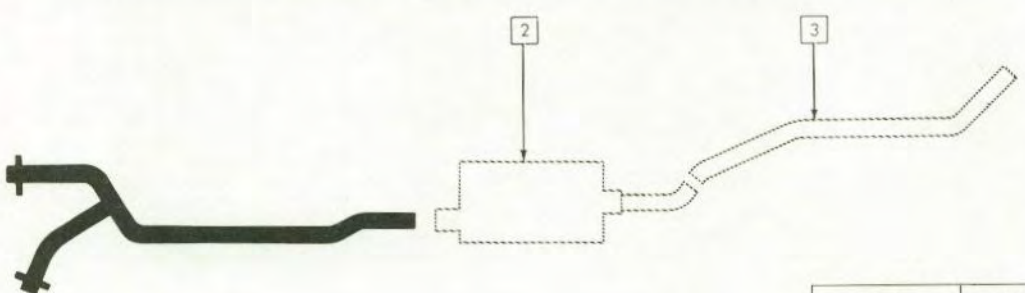

	ITEM	PART NO.
2	MUFFLER	★C7AZ-5230-L
3	OUTLET PIPE	★C7AZ-5255-L

E-F-49

♦ Use D1AZ 5A231-A in U.S. only; use C000 5253-F in Canada

▲ Use D1AZ 5A231-C in U.S. only; use C000 5253-E in Canada

COPYRIGHT © 1975 — FORD MOTOR COMPANY — DEARBORN, MICHIGAN

FINAL ISSUE

HALPERT_AUCTIONS

1967 FORD—8 CYL. 427-4B & 8B SEDAN, HARDTOP & CONVERTIBLE

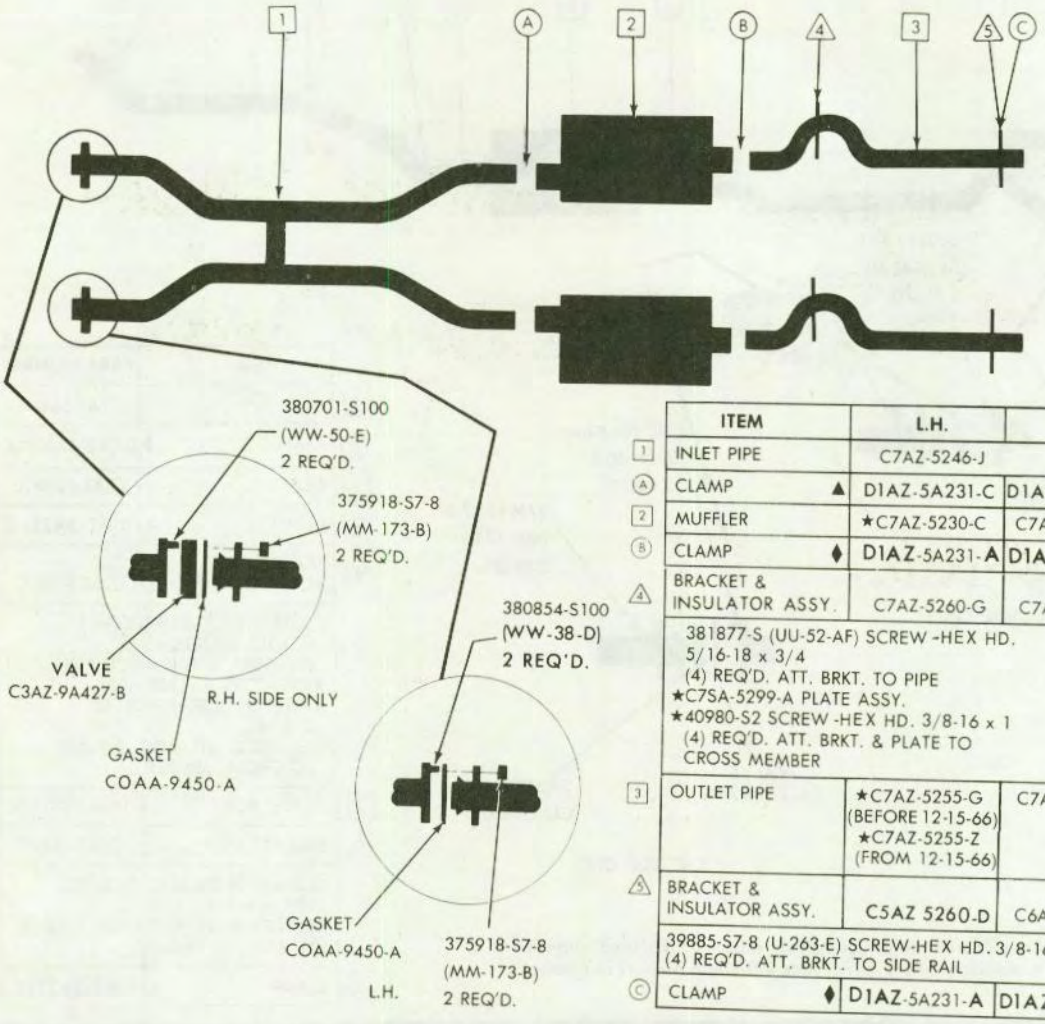

	ITEM	L.H.	R.H.
1	INLET PIPE	C7AZ-5246-J	
A	CLAMP ▲	D1AZ-5A231-C	D1AZ-5A231-C
2	MUFFLER	★C7AZ-5230-C	C7AZ-5230-AA
B	CLAMP ♦	D1AZ-5A231-A	D1AZ-5A231-A
4	BRACKET & INSULATOR ASSY.	C7AZ-5260-G	C7AZ-5260-G
	381877-S (UU-52-AF) SCREW-HEX HD. 5/16-18 x 3/4 (4) REQ'D. ATT. BRKT. TO PIPE ★C7SA-5299-A PLATE ASSY. ★40980-S2 SCREW-HEX HD. 3/8-16 x 1 (4) REQ'D. ATT. BRKT. & PLATE TO CROSS MEMBER		
3	OUTLET PIPE	★C7AZ-5255-G (BEFORE 12-15-66) ★C7AZ-5255-Z (FROM 12-15-66)	C7AZ-5255-U
5	BRACKET & INSULATOR ASSY.	C5AZ 5260-D	C6AZ-5260-K
	39885-S7-8 (U-263-E) SCREW-HEX HD. 3/8-16 x 1/2 (4) REQ'D. ATT. BRKT. TO SIDE RAIL		
C	CLAMP ♦	D1AZ-5A231-A	D1AZ-5A231-A

E-F-48

▲ Use D1AZ 5A231-C in U.S. only; use C000 5253-E in Canada
♦ Use D1AZ 5A231-A in U.S. only; use C000 5253-F in Canada

HALPERT_AUCTIONS

1967 FORD—8 CYL. 428-4B 7-LITRE SEDAN, HARDTOP, CONVERTIBLE & P/C

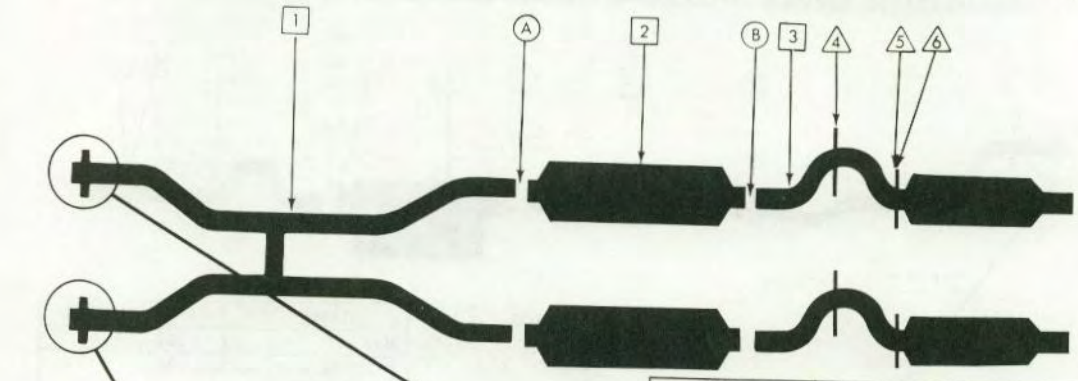

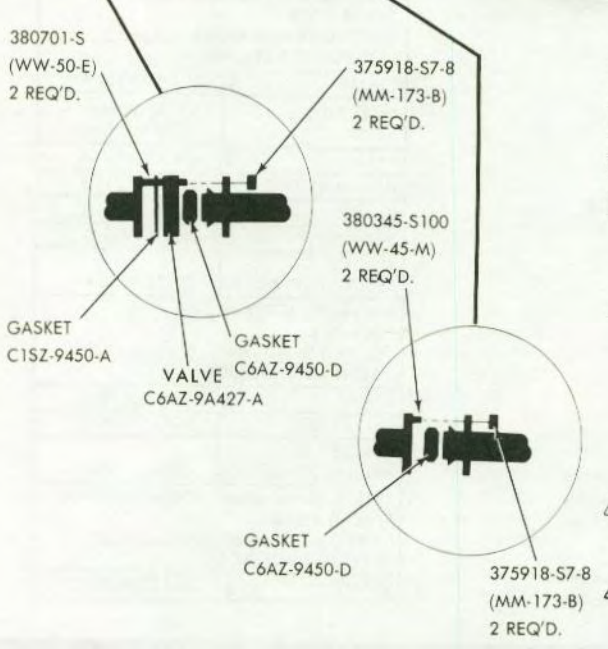

	ITEM	L.H.	R.H.
1	INLET PIPE	C7AZ-5246-G	
A	CLAMP ▲	D1AZ-5A231-C	D1AZ-5A231-C
2	MUFFLER	★C7AZ-5230-Z	C7AZ-5230-S
B	CLAMP ▲	D1AZ-5A231-C	D1AZ-5A231-C
3	OUTLET PIPE (RESONATOR)	★C7AZ-5A289-B (BEFORE 10-21-66) C7AZ-5A289-C (FROM 10-21-66)	★C7AZ-5A289-A (BEFORE 10-21-66) C7AZ-5A289-D (FROM 10-21-66)
4	BRACKET & INSULATOR ASSY.	C7AZ-5260-G	C7AZ-5260-G
	381877-S2 (UU-52-AF) SCREW-HEX HD. 5/16-18 x 3/4 (4) REQ'D. ATT. BRKT. TO PIPE ★C7SA-5299-A PLATE ASSY. (2) REQ'D. ★40980-S2 SCREW-HEX HD. 3/8-16 x 1 (4) REQ'D. ATT. BRKT. & PLATE TO CROSS MEMBER		
5	BRACKET ASSY.	C7AZ-5260-E	C7AZ-5260-D
	39885-S7-8 (U-263-E) SCREW-HEX HD. 3/8-16 x 1/2 (4) REQ'D. ATT. 5260 TO FRAME		
6	BRACKET	★C7AZ-5266-B	★C7AZ-5266-B
	39885-S7-8 (U-263-E) SCREW-HEX HD. 3/8-16 x 1/2 (2) REQ'D. ATT. 5266 TO OUTLET PIPE		

E-F-59

▲ Use D1AZ 5A231-C in U.S. only; use C000 5253-E in Canada

COPYRIGHT © 1975 — FORD MOTOR COMPANY — DEARBORN, MICHIGAN

HALPERT_AUCTIONS

1967 FAIRLANE—6 CYL. 200-1B SEDAN, HARDTOP & CONVERTIBLE (EXCEPT RANCHERO) WITH 1 3/4" INLET PIPE

CONSOLIDATED SERVICE REPLACEMENT (REPLACES ORIGINAL SERVICE SYSTEM BELOW)

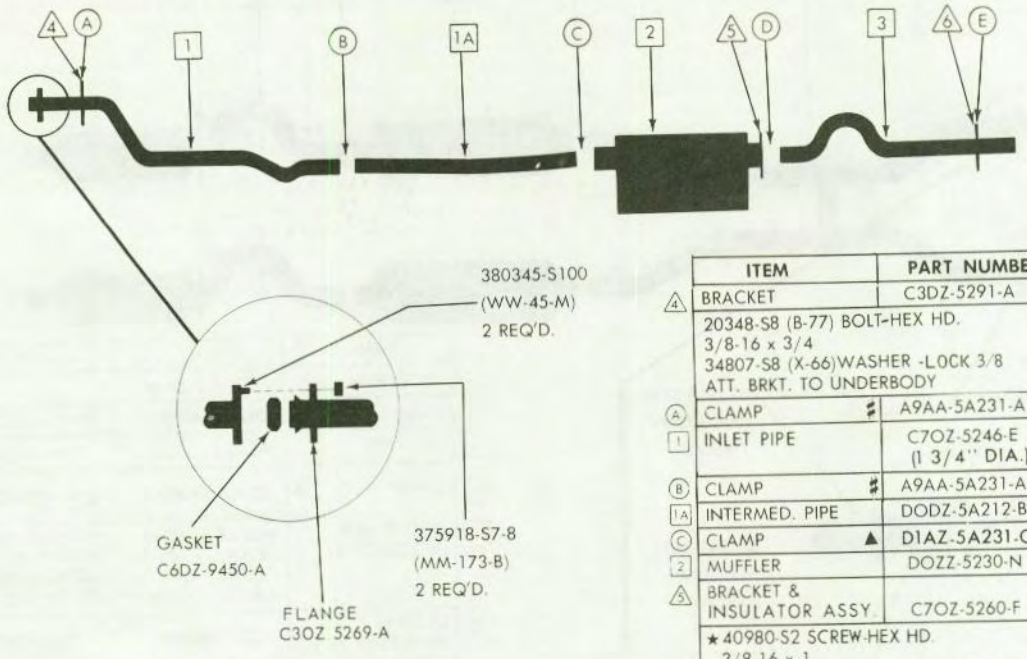

	ITEM	PART NUMBER
4	BRACKET	C3DZ-5291-A
	20348-S8 (B-77) BOLT-HEX HD. 3/8-16 x 3/4 34807-S8 (X-66) WASHER -LOCK 3/8 ATT. BRKT. TO UNDERBODY	
A	CLAMP ♯	A9AA-5A231-A
1	INLET PIPE	C7OZ-5246-E (1 3/4" DIA.)
B	CLAMP ♯	A9AA-5A231-A
1A	INTERMED. PIPE	DODZ-5A212-B
C	CLAMP ▲	D1AZ-5A231-C
2	MUFFLER	DOZZ-5230-N
5	BRACKET & INSULATOR ASSY.	C7OZ-5260-F
	★40980-S2 SCREW-HEX HD. 3/8-16 x 1 (2) REQ'D. ATT. BRKT. & INSULATOR ASSY. TO UNDERBODY	
D	CLAMP ▲	D1AZ-5A231-C
3	OUTLET PIPE	DOOZ-5255-E
6	BRACKET & INSULATOR ASSY.	C7OZ-5260-B
	381877-S2 (UU-52-AF) SCREW-HEX HD. 5/16-18 x 3/4 (2) REQ'D. ATT. BRKT. & INSULATOR ASSY. TO UNDERBODY	
E	CLAMP ▲	D1AZ-5A231-C

Original equipment muffler and intermediate pipe are a welded assembly. To service this assembly you must replace it completely with both parts (muffler and intermediate pipe) used together.

Consolidated muffler, intermediate pipe and outlet pipe must be used together as a complete unit. They will not mate with original sevice components.

ORIGINAL SERVICE SYSTEM (REPLACED BY CONSOLIDATED SYSTEM ABOVE)

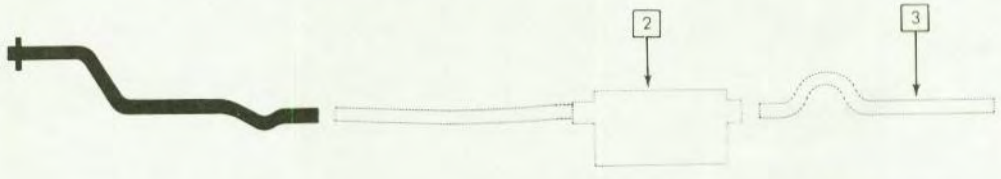

	ITEM	PART NUMBER
2	MUFFLER	★C7OZ-5230-A W/O T/E-1 3/4" INLET DIA. ★C7OZ-5230-B W/T/E-1 3/4" INLET DIA.
3	OUTLET PIPE	★C7OZ-5255-G

E-C-34

♯ Use A9AA 5A231-A in U.S. only; use C000 5253-C in Canada

▲ Use D1AZ 5A231-C in U.S. only; use C000 5253-E in Canada

1967 FAIRLANE—6 CYL. 200-1B SEDAN, HARDTOP & CONVERTIBLE (EXCEPT RANCHERO) WITH 2" INLET PIPE

CONSOLIDATED SERVICE REPLACEMENT (REPLACES ORIGINAL SERVICE SYSTEM BELOW)

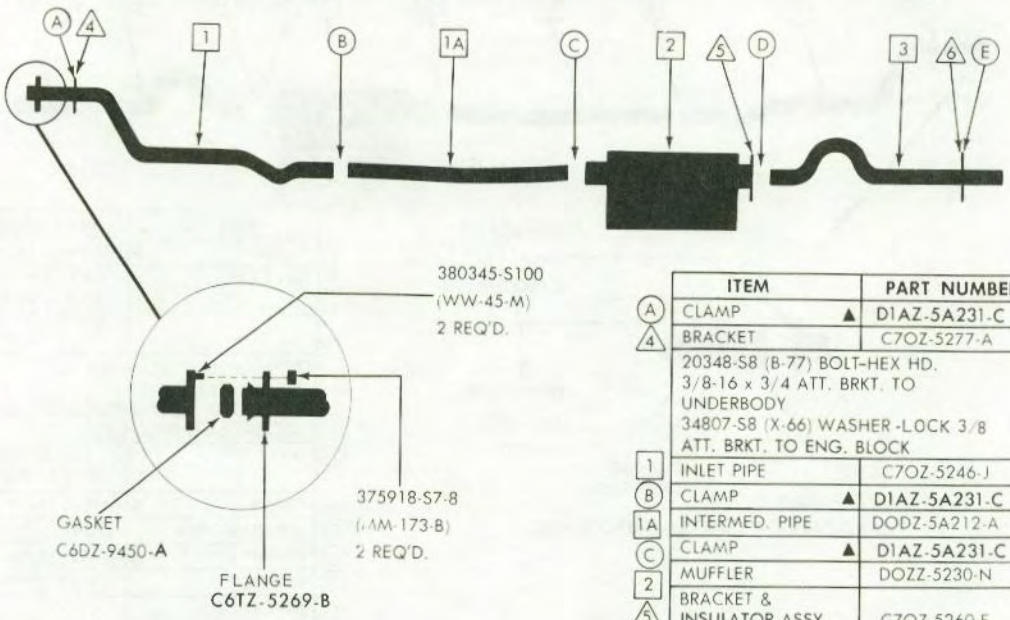

	ITEM	PART NUMBER
A	CLAMP ▲	D1AZ-5A231-C
4	BRACKET	C7OZ-5277-A
	20348-S8 (B-77) BOLT-HEX HD. 3/8-16 x 3/4 ATT. BRKT. TO UNDERBODY 34807-S8 (X-66) WASHER-LOCK 3/8 ATT. BRKT. TO ENG. BLOCK	
1	INLET PIPE	C7OZ-5246-J
B	CLAMP ▲	D1AZ-5A231-C
1A	INTERMED. PIPE	DODZ-5A212-A
C	CLAMP ▲	D1AZ-5A231-C
2	MUFFLER	DOZZ-5230-N
5	BRACKET & INSULATOR ASSY.	C7OZ-5260-F
	★40980-S SCREW-HEX HD. 3/8-16 x 1 (2) REQ'D. ATT. BRKT. & INSULATOR ASSY. TO UNDERBODY & MUFF.	
D	CLAMP ▲	D1AZ-5A231-C
3	OUTLET PIPE	DOOZ-5255-E
6	BRACKET & INSULATOR ASSY.	C7OZ-5260-B
	381877-S2 (UU-52-AF) SCREW-HEX HD. 5/16-18 x 3/4 ATT. BRKT. & INSULATOR ASSY. TO U/BODY	
E	CLAMP ▲	D1AZ-5A231-C

Original equipment muffler and intermediate pipe are a welded assembly. To service this assembly you must replace it completely with both parts (muffler and intermediate pipe) used together.

Consolidated muffler, intermediate pipe and outlet pipe must be used together as a complete unit. They will not mate with original service components.

ORIGINAL SERVICE SYSTEM (REPLACED BY CONSOLIDATED SYSTEM ABOVE)

	ITEM	PART NO.
2	MUFFLER	★C7OZ-5230-K (2" INLET DIA.)
3	OUTLET PIPE	★C7OZ-5255-G

E-C-36

▲ Use D1AZ 5A231-C in U.S. only; use C000 5253-E in Canada

COPYRIGHT © 1975 — FORD MOTOR COMPANY — DEARBORN, MICHIGAN

HALPERT_AUCTIONS

1967 FAIRLANE—6 CYL. 200-1B RANCHERO

CONSOLIDATED SERVICE REPLACEMENT (REPLACES ORIGINAL SERVICE SYSTEM BELOW)

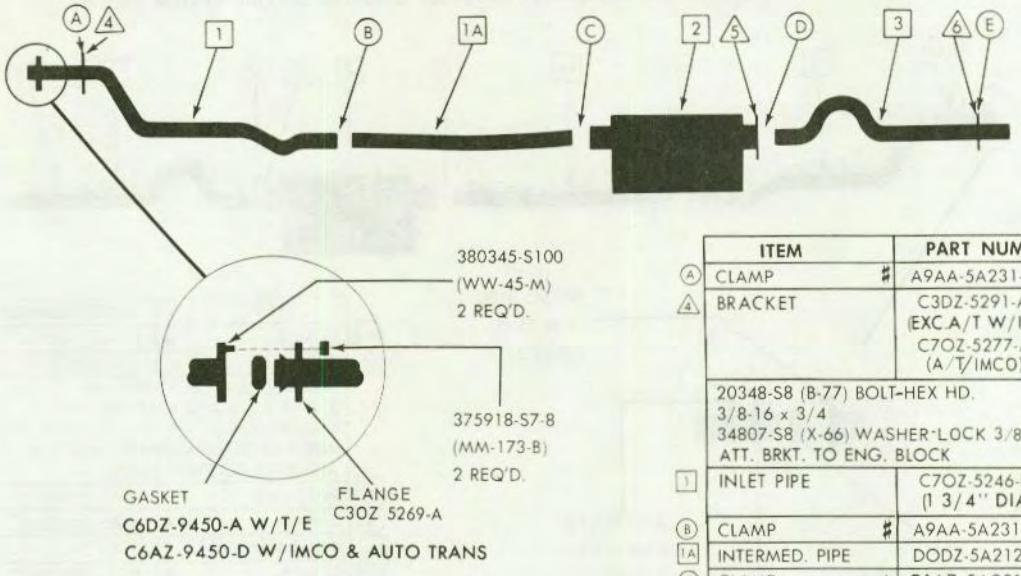

	ITEM	PART NUMBER
Ⓐ	CLAMP ♯	A9AA-5A231-A
4	BRACKET	C3DZ-5291-A (EXC.A/T W/IMCO) C7OZ-5277-A (A/T/IMCO)
	20348-S8 (B-77) BOLT-HEX HD. 3/8-16 x 3/4 34807-S8 (X-66) WASHER-LOCK 3/8 ATT. BRKT. TO ENG. BLOCK	
1	INLET PIPE	C7OZ-5246-E (1 3/4" DIA.)
Ⓑ	CLAMP ♯	A9AA-5A231-A
1A	INTERMED. PIPE	DODZ-5A212-B
Ⓒ	CLAMP ▲	D1AZ-5A231-C
2	MUFFLER	DOZZ-5230-N
5	BRACKET & INSULATOR ASSY.	C7OZ-5260-F
	★40980-S SCREW-HEX HD. 3/8-16 x 1 (2) REQ'D. ATT. BRKT. & INSULATOR ASSY. TO U/BODY	
Ⓓ	CLAMP ▲	D1AZ-5A231-C
3	OUTLET PIPE	DODZ-5255-A
6	BRACKET & INSULATOR ASSY.	C7DZ-5260-B
	381877-S2 (UU-52-AF) SCREW-HEX HD. 5/16-18 x 3/4 ATT. BRKT. & INSULATOR ASSY. TO U/BODY	
Ⓔ	CLAMP ▲	D1AZ-5A231-C

Original equipment muffler and intermediate pipe are a welded assembly. To service this assembly you must replace it completely with both parts (muffler and intermediate pipe) used together.

Consolidated muffler, intermediate pipe and outlet pipe must be used together as a complete unit. They will not mate with original service components.

ORIGINAL SERVICE SYSTEM (REPLACED BY CONSOLIDATED SYSTEM ABOVE)



	ITEM	PART NO.
2	MUFFLER	★C7OZ-5230-A (1 3/4" INLET DIA.)
3	OUTLET PIPE	★C7OZ-5255-A

E-C-37

♯ Use A9AA 5A231-A in U.S. only; use C000 5253-C in Canada
▲ Use D1AZ 5A231-C in U.S. only: use C000 5253-E in Canada

HALPERT_AUCTIONS

1967 FAIRLANE—6 CYL. 200-1B STATION WAGON WITH 1 3/4" INLET PIPE

CONSOLIDATED SERVICE REPLACEMENT (REPLACES ORIGINAL SERVICE SYSTEM BELOW)

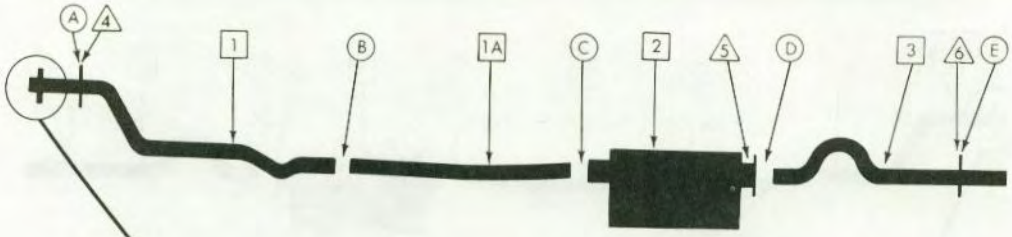

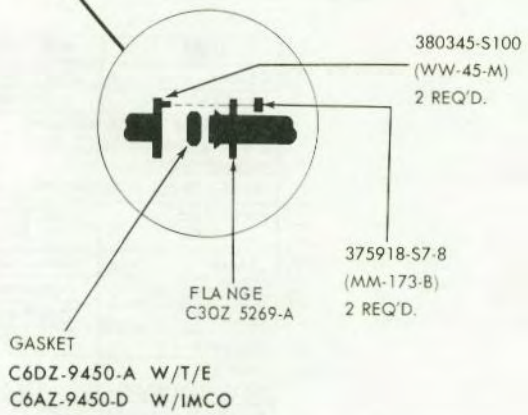

	ITEM	PART NUMBER
(A)	CLAMP ♯	A9AA-5A231-A
4	BRACKET	C3DZ-5291-A
	20348-S8 (B-77) BOLT-HEX HD. 3/8-16 × 3/4 ATT. BRKT. TO U/BODY 34807-S8 (X-66) WASHER-LOCK 3/8 ATT. BRKT. TO U/BODY	
1	INLET PIPE	C7OZ-5246-E (1 3/4" DIA.)
(B)	CLAMP ♯	A9AA-5A231-A
1A	INTERMED. PIPE	D0DZ-5A212-B
(C)	CLAMP ▲	D1AZ-5A231-C
2	MUFFLER	DOZZ-5230-N
5	BRACKET & INSULATOR ASSY.	C7OZ-5260-F
	★40980-S SCREW-HEX HD. 3/8-16 x 1 (2) REQ'D. ATT. BRKT. & INSULATOR ASSY. TO U/BODY	
(D)	CLAMP ▲	D1AZ-5A231-C
3	OUTLET PIPE	DODZ-5255-A
6	BRACKET & INSULATOR ASSY.	C7DZ-5260-B
	381877-S2 (UU-52-AF) SCREW-HEX HD. 5/16-18 × 3/4 ATT. BRKT. & INSULATOR ASSY. TO U/BODY	
(E)	CLAMP ▲	D1AZ-5A231-C

Original equipment muffler and intermediate pipe are a welded assembly. To service this assembly you must replace it completely with both parts (muffler and intermediate pipe) used together.

Consolidated muffler, intermediate pipe and outlet pipe must be used together as a complete unit. They will not mate with original service components.

ORIGINAL SERVICE SYSTEM (REPLACED BY CONSOLIDATED SYSTEM ABOVE)

	ITEM	PART NUMBER
2	MUFFLER	★C7OZ-5230-B (W/T/E) -1 3/4" INLET DIA. ★C7OZ-5230-A (W/O T/E) -1 3/4" INLET DIA.
3	OUTLET PIPE	★C7OZ-5255-A

E-C-33

♯ Use A9AA 5A231-A in U.S. only; use C000 5253-C in Canada
▲ Use D1AZ 5A231-C in U.S. only; use C000 5253-E in Canada

COPYRIGHT © 1975 — FORD MOTOR COMPANY — DEARBORN, MICHIGAN

HALPERT_AUCTIONS

1967 FAIRLANE—6 CYL. 200-1B STATION WAGON WITH 2" INLET PIPE

CONSOLIDATED SERVICE REPLACEMENT (REPLACES ORIGINAL SERVICE SYSTEM BELOW)

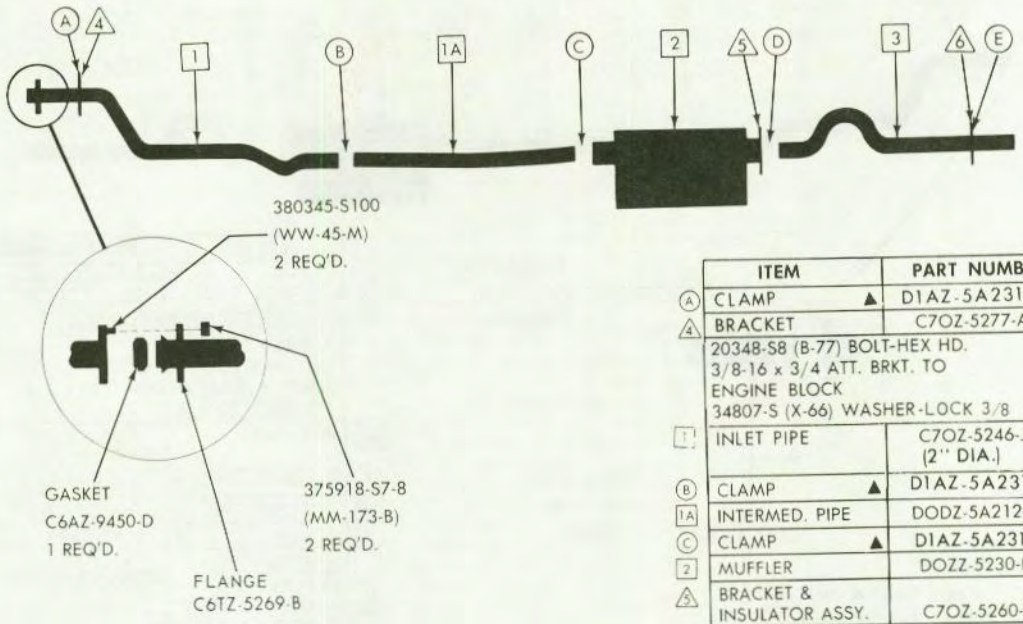

	ITEM	PART NUMBER
A	CLAMP ▲	D1AZ-5A231-C
4	BRACKET	C7OZ-5277-A
	20348-S8 (B-77) BOLT-HEX HD. 3/8-16 x 3/4 ATT. BRKT. TO ENGINE BLOCK 34807-S (X-66) WASHER-LOCK 3/8	
1	INLET PIPE	C7OZ-5246-J (2" DIA.)
B	CLAMP ▲	D1AZ-5A231-C
1A	INTERMED. PIPE	DODZ-5A212-A
C	CLAMP ▲	D1AZ-5A231-C
2	MUFFLER	DOZZ-5230-N
5	BRACKET & INSULATOR ASSY.	C7OZ-5260-F
	★40980-S SCREW-HEX HD. 3/8-16 x 1 (2) REQ'D. ATT. BRKT. & INSULATOR ASSY. TO U/BODY	
D	CLAMP ▲	D1AZ-5A231-C
3	OUTLET PIPE	DODZ-5255-A
6	BRACKET & INSULATOR ASSY.	C7DZ-5260-B
	381877-S2 (UU-52-AF) SCREW-HEX HD. 5/16-18 x 3/4 ATT. BRKT. & INSULATOR ASSY. TO U/BODY	
E	CLAMP ▲	D1AZ-5A231-C

Original equipment muffler and intermediate pipe are a welded assembly. To service this assembly you must replace it completely with both parts (muffler and intermediate pipe) used together.

Consolidated muffler, intermediate pipe and outlet pipe must be used together as a complete unit. They will not mate with original service components.

ORIGINAL SERVICE SYSTEM (REPLACED BY CONSOLIDATED SYSTEM ABOVE)

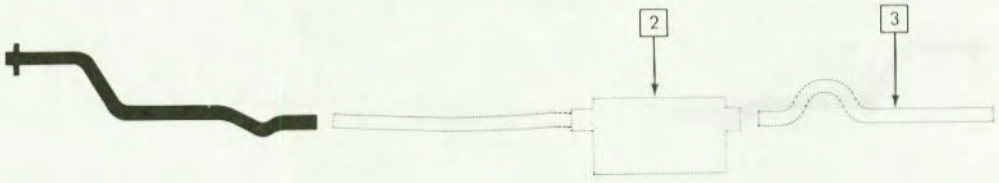

	ITEM	PART NO.
2	MUFFLER	★C7OZ-5230-K (2" INLET DIA.)
3	OUTLET PIPE	★C7OZ-5255-A

E-C-35

▲ Use D1AZ 5A231-C in U.S. only; use C000 5253-E in Canada

HALPERT_AUCTIONS

1967 FAIRLANE—8 CYL. 289-2B SEDAN, HARDTOP & CONVERTIBLE

CONSOLIDATED SERVICE REPLACEMENT (REPLACES ORIGINAL SERVICE SYSTEM BELOW)

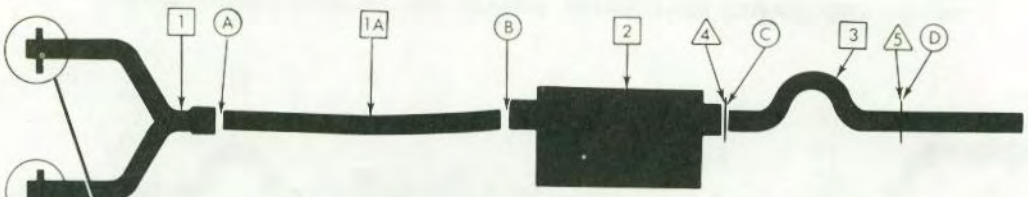

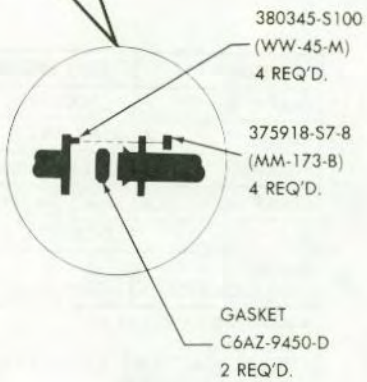

	ITEM	PART NUMBER
1	INLET PIPE	C7OZ-5246-L (NOTE 1) C7OZ-5246-R (NOTE 2)
A	CLAMP ▲	D1AZ-5A231-C (NOTE 1)
	‡	D1AZ-5A231-D (NOTE 2)
1A	INTERMED. PIPE	D0DZ-5A212-A (NOTE 1) D00Z-5A212-G (NOTE 2)
B	CLAMP ▲	D1AZ-5A231-C (NOTE 1)
	♦	D1AZ-5A231-A (NOTE 2)
2	MUFFLER	D0ZZ-5230-N (NOTE 1) D0ZZ-5230-R (NOTE 2)
4	BRACKET & INSULATOR ASSY.	C7OZ-5260-G (SEDAN & H.T.) C7OZ-5260-F (ALL CONVERTIBLES)
	★40980-S SCREW-HEX HD. 3/8-16 X 1 (2) REQ'D. ATT. BRKT. & INSULATOR ASSY. TO U/BODY	
C	CLAMP ▲	D1AZ-5A231-C
3	OUTLET PIPE	D00Z-5255-E
5	BRACKET & INSULATOR ASSY.	C7OZ-5260-B
	381877-S2 (UU-52-AF) SCREW-HEX HD. 5/16-18 X 3/4 (2) REQ'D. ATT. BRKT. & INSULATOR ASSY. TO U/BODY	
D	CLAMP ▲	D1AZ-5A231-C

NOTE 1 - FOR USE W/2" MUFFLER INLET
NOTE 2 - FOR USE W/2 1/2" MUFFLER INLET

Original equipment muffler and intermediate pipe are a welded assembly. To service this assembly you must replace it completely with both parts (muffler and intermediate pipe) used together.

Consolidated muffler, intermediate pipe and outlet pipe must be used together as a complete unit. They will not mate with original service components.

ORIGINAL SERVICE SYSTEM (REPLACED BY CONSOLIDATED SYSTEM ABOVE)

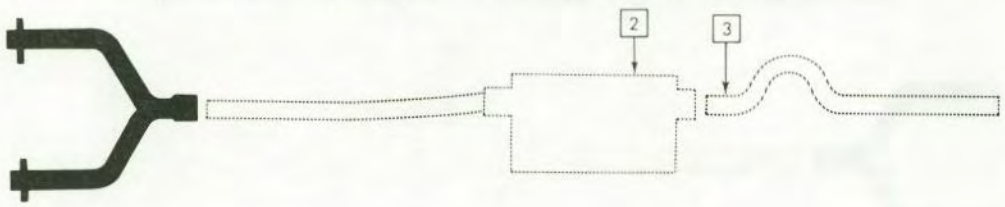

	ITEM	PART NUMBER
2	MUFFLER	★C7OZ 5230-C (NOTE 1) ★C7OZ 5230-M (NOTE 2)
3	OUTLET PIPE	★C7OZ-5255-G

NOTE 1 - FOR USE W/2" MUFFLER INLET
NOTE 2 - FOR USE W/2 1/2" MUFFLER INLET

E-C-32

▲ Use D1AZ 5A231-C in U.S. only; use C000 5253-E in Canada
‡ Use D1AZ 5A231-D in U.S. only; use C000 5253-G in Canada
♦ Use D1AZ 5A231-A in U.S. only, use C000 5253-F in Canada

COPYRIGHT © 1975 — FORD MOTOR COMPANY — DEARBORN, MICHIGAN

FINAL ISSUE

HALPERT_AUCTIONS

1967 FAIRLANE—8 CYL. 289-2B RANCHERO & STATION WAGON

CONSOLIDATED SERVICE REPLACEMENT (REPLACES ORIGINAL SERVICE SYSTEM BELOW)

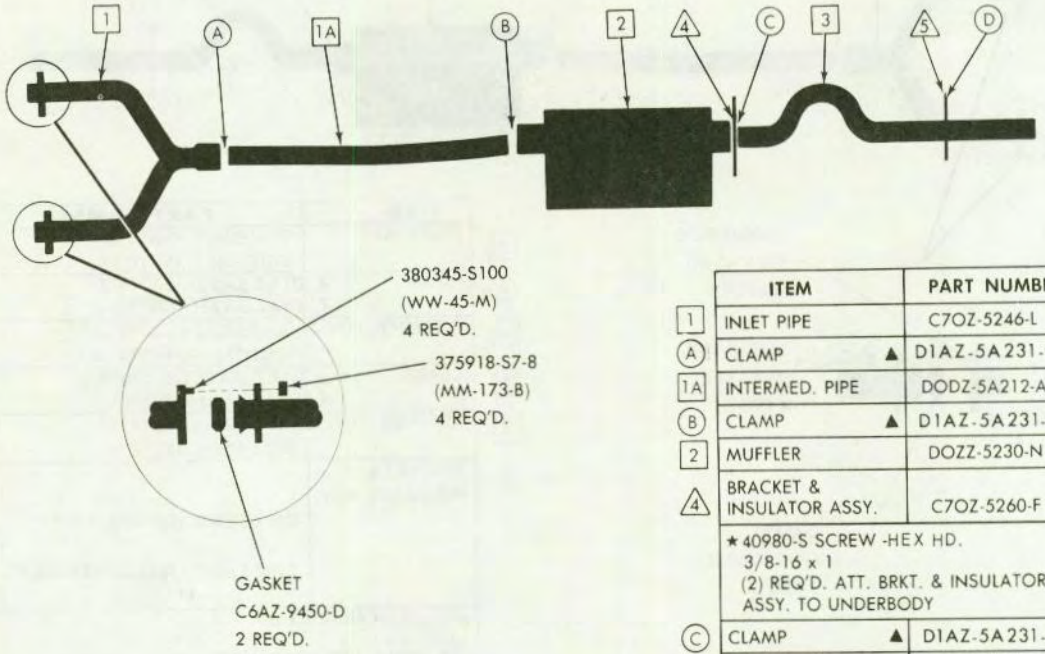

	ITEM	PART NUMBER
1	INLET PIPE	C7OZ-5246-L
A	CLAMP ▲	D1AZ-5A231-C
1A	INTERMED. PIPE	DODZ-5A212-A
B	CLAMP ▲	D1AZ-5A231-C
2	MUFFLER	DOZZ-5230-N
4	BRACKET & INSULATOR ASSY.	C7OZ-5260-F
	★40980-S SCREW -HEX HD. 3/8-16 x 1 (2) REQ'D. ATT. BRKT. & INSULATOR ASSY. TO UNDERBODY	
C	CLAMP ▲	D1AZ-5A231-C
3	OUTLET PIPE	DODZ-5255-A
5	BRACKET & INSULATOR ASSY.	C7DZ-5260-B (RANCHERO) C7OZ-5260-D (STA. WGN.)
	381877-S2 (UU-52-AF) SCREW - HEX HD. 5/16-18 x 3/4 ATT. BRKT. & INSULATOR ASSY. TO UNDERBODY	
D	CLAMP ▲	D1AZ-5A231-C

Original equipment muffler and intermediate pipe are a welded assembly. To service this assembly you must replace it completely with both parts (muffler and intermediate pipe) used together.

Consolidated muffler, intermediate pipe and outlet pipe must be used together as a complete unit. They will not mate with original service components.

ORIGINAL SERVICE SYSTEM (REPLACED BY CONSOLIDATED SYSTEM ABOVE)

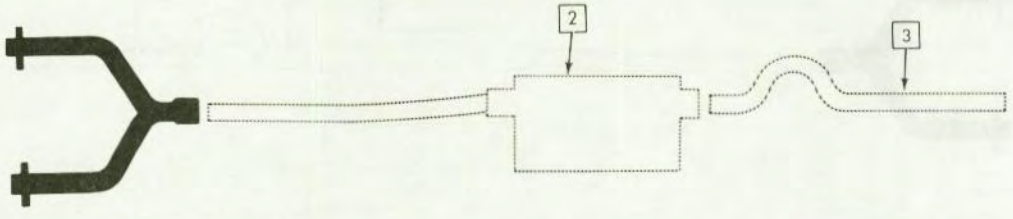

	ITEM	PART NO.
2	MUFFLER	★C7OZ-5230-C
3	OUTLET PIPE	★C70Z-5255-A

E-C-31

▲ Use D1AZ 5A231-C in U.S. only; use C000 5253-E in Canada

HALPERT_AUCTIONS B (FAIRLANE)

1967 FAIRLANE—8CYL. 390-2B SEDAN & HARDTOP STATION WAGON, RANCHERO & CONVERTIBLE

CONSOLIDATED SERVICE REPLACEMENT (REPLACES ORIGINAL SERVICE SYSTEM BELOW)

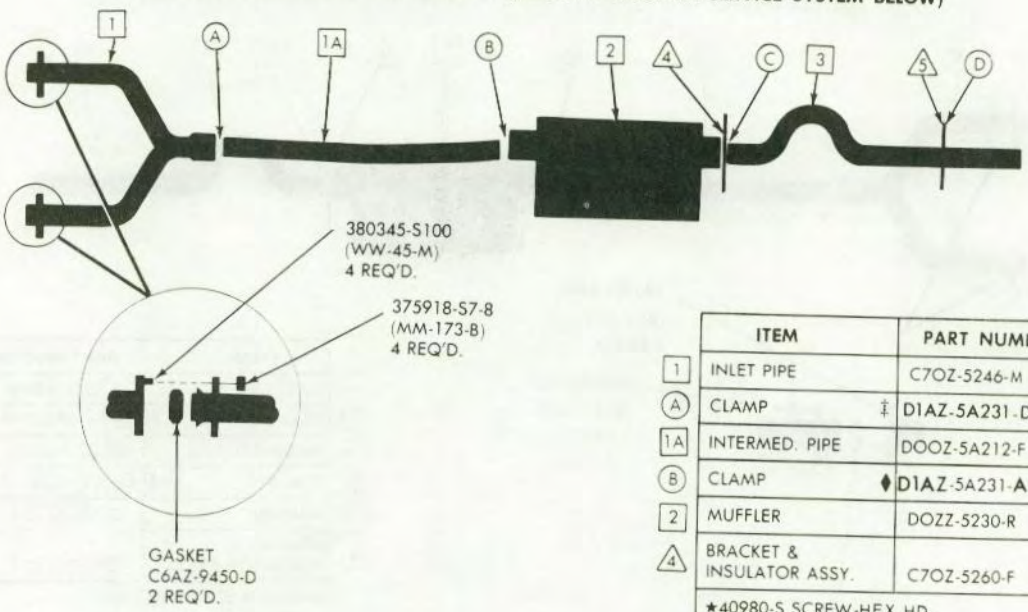

	ITEM	PART NUMBER
1	INLET PIPE	C7OZ-5246-M
A	CLAMP ‡	D1AZ-5A231-D
1A	INTERMED. PIPE	DOOZ-5A212-F
B	CLAMP ♦	D1AZ-5A231-A
2	MUFFLER	DOZZ-5230-R
4	BRACKET & INSULATOR ASSY.	C7OZ-5260-F
	★40980-S SCREW-HEX HD. 3/8-16 x 1 (2) REQ'D. ATT. BRKT. & INSULATOR ASSY. TO UNDERBODY	
C	CLAMP ▲	D1AZ-5A231-C
3	OUTLET PIPE	DOOZ-5255-E
5	BRACKET & INSULATOR ASSY.	C7OZ-5260-B
	381877-S2 (UU-52-AF) SCREW-HEX HD. 5/16-18 x 3 4 (2) REQ'D. ATT. BRKT. & INSULATOR ASSY. TO UNDERBODY	
D	CLAMP ▲	D1AZ-5A231-C

Original equipment muffler and intermediate pipe are a welded assembly. To service this assembly you must replace it completely with both parts (muffler and intermediate pipe) used together.

Consolidated muffler, intermediate pipe and outlet pipe must be used together as a complete unit. They will not mate with original service components.

ORIGINAL SERVICE SYSTEM (REPLACED BY CONSOLIDATED SYSTEM ABOVE)

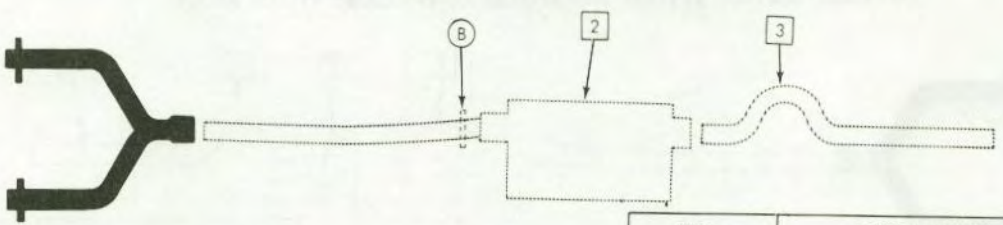

	ITEM	PART NUMBER
B	CLAMP ‡	★C3OZ-5A231-A
2	MUFFLER	★C7OZ-5230-G
3	OUTLET PIPE	★C7OZ-5255-F (BEFORE 1-9-67) C7OZ-5255-H (FROM 1-9-67)

E-C-30

‡ Use D1AZ 5A231-D in U.S. only; use C000 5253-G in Canada

♦ Use D1AZ 5A231-A in U.S. only; use C000 5253-F in Canada

▲ Use D1AZ 5A231-C in U.S. only; use C000 5253-E in Canada

COPYRIGHT © 1975 — FORD MOTOR COMPANY — DEARBORN, MICHIGAN

FINAL ISSUE

HALPERT_AUCTIONS

1967 FAIRLANE—8 CYL. 390-2B & 4B STATION WAGON & RANCHERO

CONSOLIDATED SERVICE REPLACEMENT (REPLACES ORIGINAL SERVICE SYSTEM BELOW)

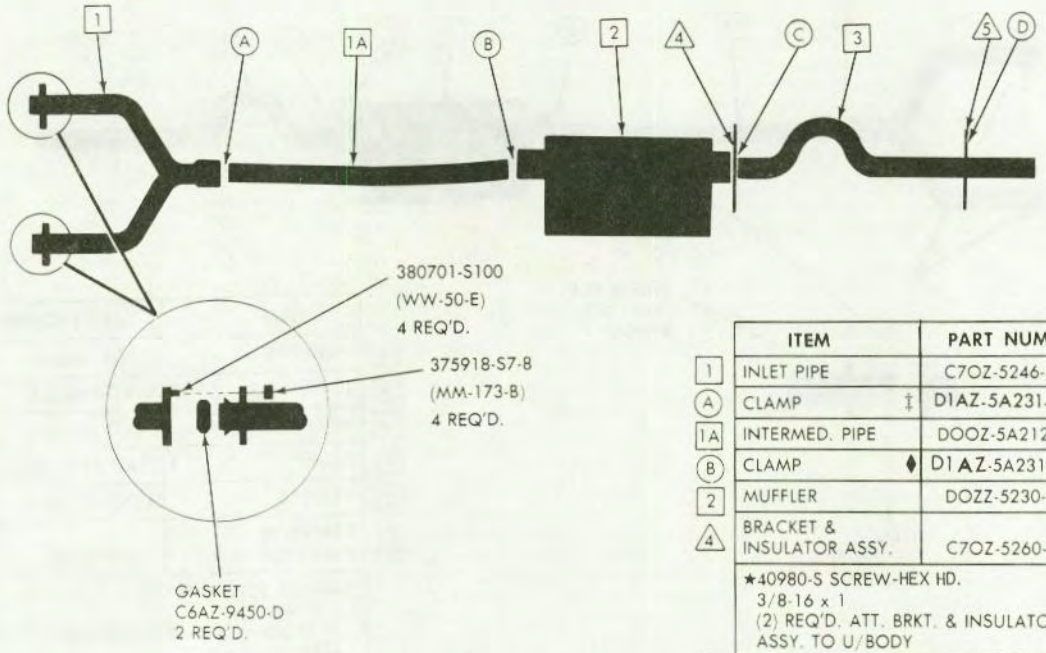

	ITEM	PART NUMBER
1	INLET PIPE	C7OZ-5246-M
A	CLAMP ‡	D1AZ-5A231-D
1A	INTERMED. PIPE	DOOZ-5A212-F
B	CLAMP ♦	D1AZ-5A231-A
2	MUFFLER	DOZZ-5230-R
4	BRACKET & INSULATOR ASSY.	C7OZ-5260-F
	★40980-S SCREW-HEX HD. 3/8-16 x 1 (2) REQ'D. ATT. BRKT. & INSULATOR ASSY. TO U/BODY	
C	CLAMP ▲	D1AZ-5A231-C
3	OUTLET PIPE	DODZ-5255-A
5	BRACKET & INSULATOR ASSY.	C7DZ-5260-B (RANCHERO) C7OZ-5260-D (S/W)
	381877-S2 (UU-52-AF) SCREW -HEX HD. 5/16-18 x 3/4 (2) REQ'D. ATT. BRKT. & INSULATOR ASSY. TO U/BODY	
D	CLAMP ▲	D1AZ-5A231-C

Original equipment muffler and intermediate pipe are a welded assembly. To service this assembly you must replace it completely with both parts (muffler and intermediate pipe) used together.

Consolidated muffler, intermediate pipe and outlet pipe must be used together as a complete unit. They will not mate with original service components.

ORIGINAL SERVICE SYSTEM (REPLACED BY CONSOLIDATED SYSTEM ABOVE)

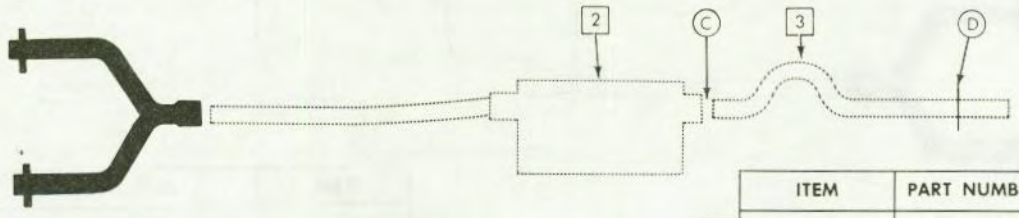

	ITEM	PART NUMBER
2	MUFFLER	★C7OZ-5230-G
C	CLAMP ♦	D1AZ-5A231-A
3	OUTLET PIPE	★C7OZ-5255-C
D	CLAMP ♦	D1AZ-5A231-A

E-C-29

‡ Use D1AZ 5A231-D in U.S. only; use C000 5253-G in Canada

♦ Use D1AZ 5A231-A in U.S. only; use C000 5253-F in Canada

▲ Use D1AZ 5A231-C in U.S. only; use C000 5253-E in Canada

1967 FAIRLANE—8 CYL. 390-4B SEDAN & HARDTOP & 8 CYL.—390-2B OR 4B CONVERTIBLE (INCLUDES MODELS W/390-2B & DUAL EXHAUST KIT)

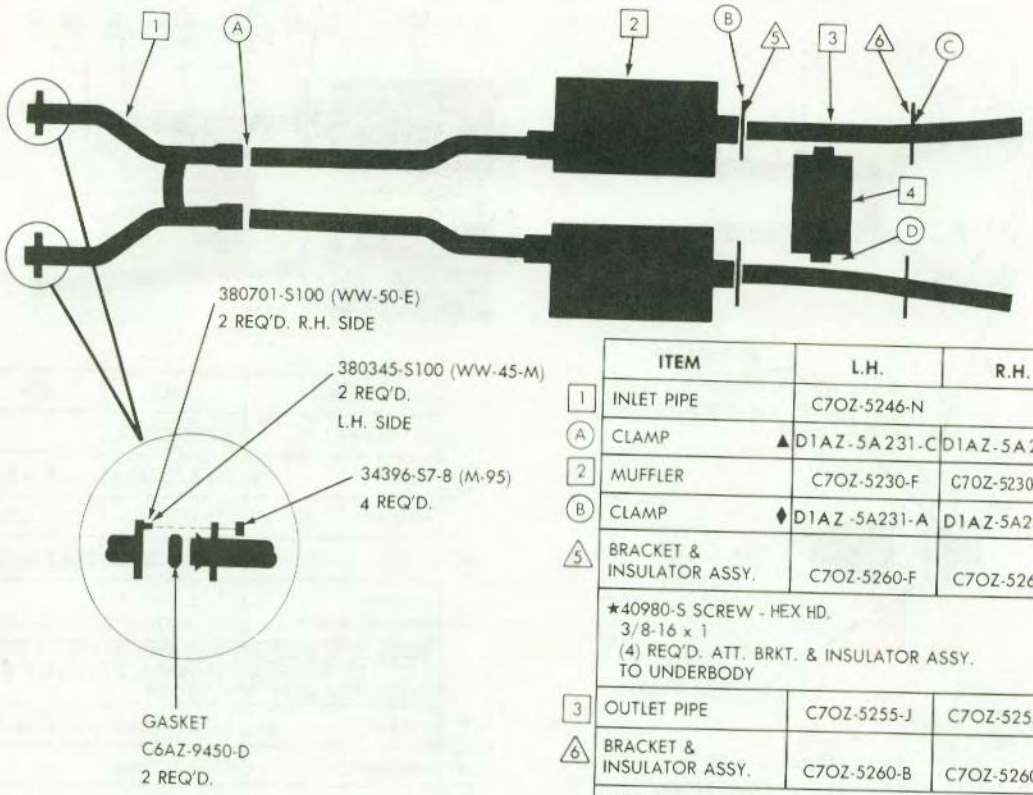

	ITEM	L.H.	R.H.
1	INLET PIPE	C7OZ-5246-N	
A	CLAMP ▲	D1AZ-5A231-C	D1AZ-5A231-C
2	MUFFLER	C7OZ-5230-F	C7OZ-5230-E
B	CLAMP ♦	D1AZ-5A231-A	D1AZ-5A231-A
5	BRACKET & INSULATOR ASSY.	C7OZ-5260-F	C7OZ-5260-F
	★40980-S SCREW - HEX HD. 3/8-16 x 1 (4) REQ'D. ATT. BRKT. & INSULATOR ASSY. TO UNDERBODY		
3	OUTLET PIPE	C7OZ-5255-J	C7OZ-5255-K
6	BRACKET & INSULATOR ASSY.	C7OZ-5260-B	C7OZ-5260-C
	381877-S2 (UU-52-AF) SCREW - HEX HD. 5/16-18 x 3/4 (4) REQ'D. ATT. BRKT. & INSULATOR ASSY. TO U/BODY		
C	CLAMP ♦	D1AZ-5A231-A	D1AZ-5A231-A
4	RESONATOR	C7OZ-5A289-A	
D	CLAMP	C7OZ-5A231-A	C7OZ-5A231-A

E-C-28

▲ Use D1AZ 5A231-C in U.S. only; use C000 5253-E in Canada

♦ Use D1AZ 5A231-A in U.S. only; use C000 5253-F in Canada

COPYRIGHT © 1975— FORD MOTOR COMPANY —DEARBORN, MICHIGAN

FINAL ISSUE

1967 FAIRLANE—8 CYL. 427-4B & 8B SEDAN, HARDTOP & CONVERTIBLE

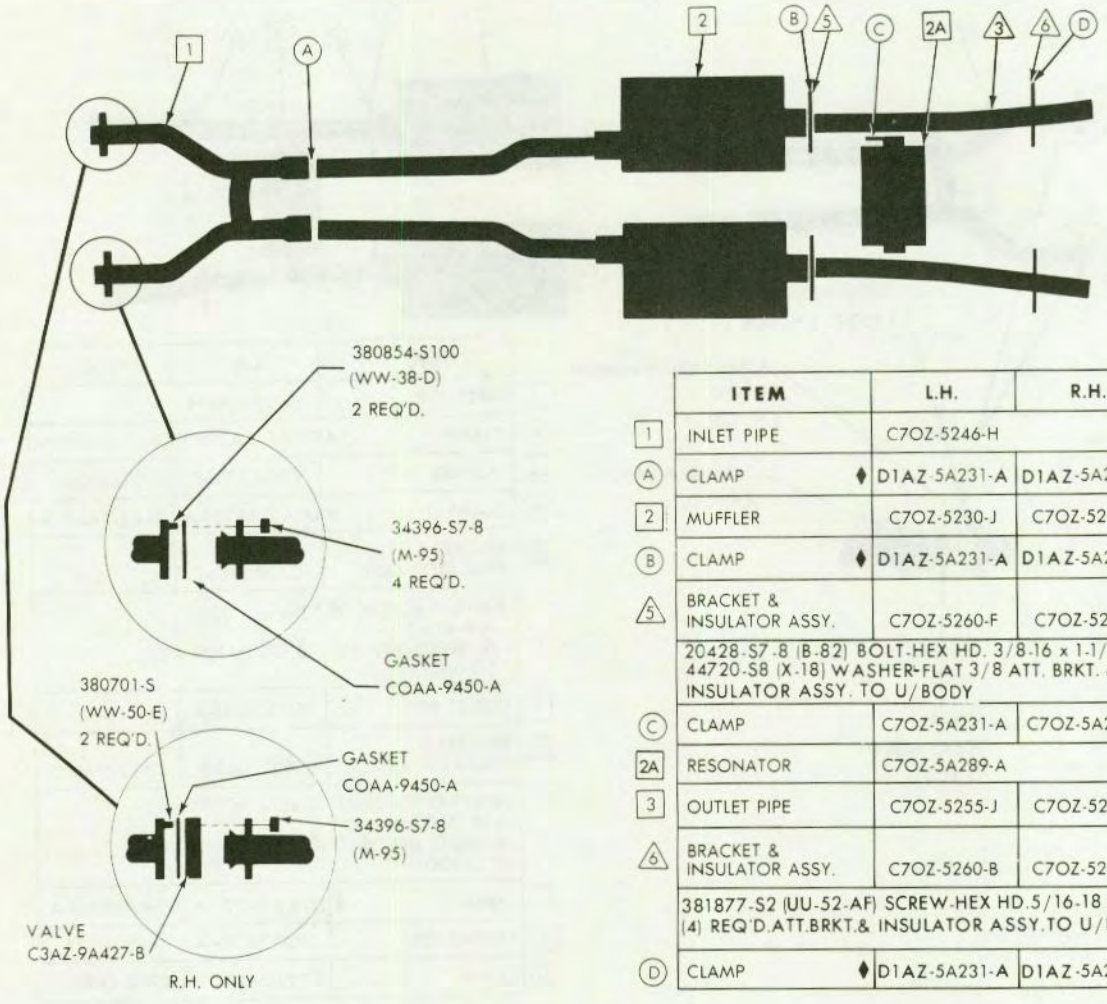

	ITEM	L.H.	R.H.
1	INLET PIPE	C7OZ-5246-H	
A	CLAMP ♦	D1AZ-5A231-A	D1AZ-5A231-A
2	MUFFLER	C7OZ-5230-J	C7OZ-5230-H
B	CLAMP ♦	D1AZ-5A231-A	D1AZ-5A231-A
5	BRACKET & INSULATOR ASSY.	C7OZ-5260-F	C7OZ-5260-F
	20428-S7-8 (B-82) BOLT-HEX HD. 3/8-16 x 1-1/4; 44720-S8 (X-18) WASHER-FLAT 3/8 ATT. BRKT. & INSULATOR ASSY. TO U/BODY		
C	CLAMP	C7OZ-5A231-A	C7OZ-5A231-A
2A	RESONATOR	C7OZ-5A289-A	
3	OUTLET PIPE	C7OZ-5255-J	C7OZ-5255-K
6	BRACKET & INSULATOR ASSY.	C7OZ-5260-B	C7OZ-5260-C
	381877-S2 (UU-52-AF) SCREW-HEX HD.5/16-18 x 3/4 (4) REQ'D.ATT.BRKT.& INSULATOR ASSY.TO U/BODY		
D	CLAMP ♦	D1AZ-5A231-A	D1AZ-5A231-A

E-C-27

♦ Use D1AZ 5A231-A in U.S. only; use C000 5253-F in Canada

1967 MUSTANG—6 CYL. 200-1B

CONSOLIDATED SERVICE REPLACEMENT (REPLACES ORIGINAL SERVICE SYSTEM BELOW)

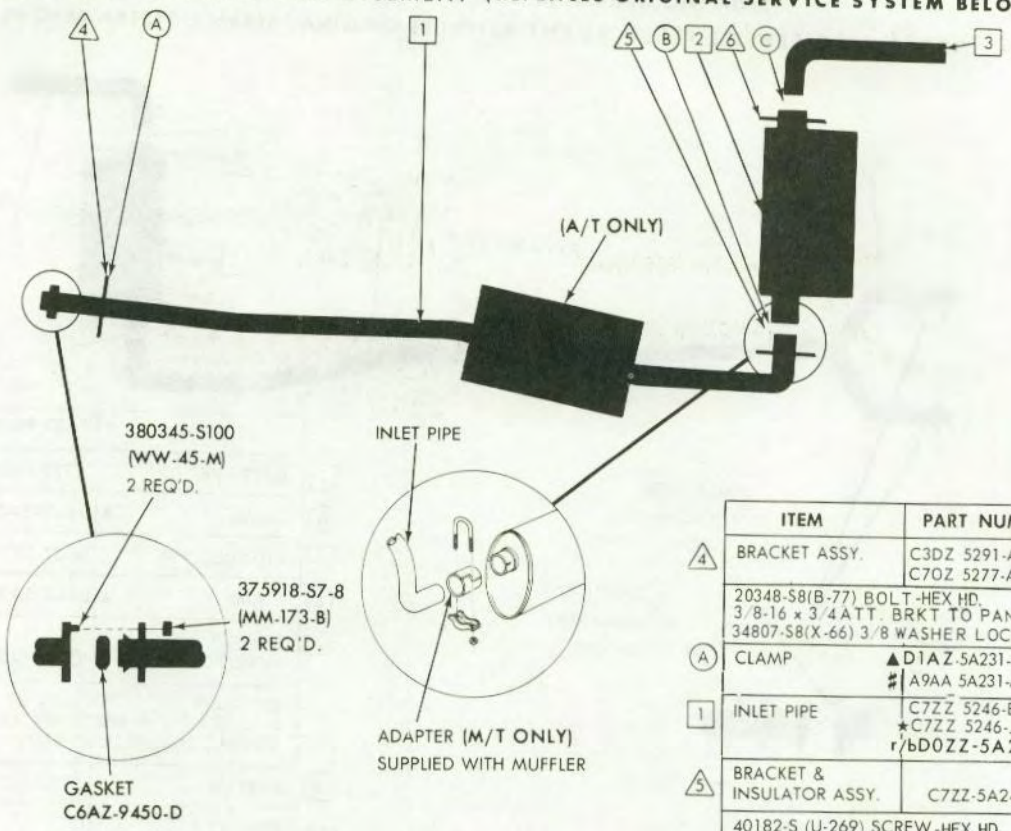

	ITEM	PART NUMBER
4	BRACKET ASSY.	C3DZ 5291-A(M/T) C7OZ 5277-A(A/T)
	20348-S8(B-77) BOLT-HEX HD. 3/8-16 x 3/4ATT. BRKT TO PANEL 34807-S8(X-66) 3/8 WASHER LOCK	
A	CLAMP	▲D1AZ-5A231-C(A/T) ♯ A9AA 5A231-A(M/T)
1	INLET PIPE	C7ZZ 5246-E(M/T) ★C7ZZ 5246-J(A/T) r/bD0ZZ-5A212-G
5	BRACKET & INSULATOR ASSY.	C7ZZ-5A246-D
	40182-S (U-269) SCREW-HEX HD. 5/16-18 x 7/8(4) REQ'D. ATT. BRKT. TO SIDE RAIL & MUFFLER - R.H.	
B	CLAMP ▲	D1AZ-5A231-C
2	MUFFLER	DOZZ-5230-M
6	BRACKET & INSULATOR ASSY.	C5ZZ-5A246-A
	40182-S (U-269) SCREW-HEX HD. 5/16-18 x 7/8(4) REQ'D. ATT. BRKT. TO SIDE RAIL & MUFFLER - L.H.	
C	CLAMP ▲	D1AZ-5A231-C
3	OUTLET PIPE	DOZZ-5255-F

Original equipment muffler and outlet pipe are a welded assembly. To service this assembly you must replace it with both parts (muffler and outlet pipe) used together.

ORIGINAL SERVICE SYSTEM (REPLACED BY CONSOLIDATED SYSTEM ABOVE)

	ITEM	PART NUMBER
2	MUFFLER	★C7ZZ 5230-C(M/T) ★C7ZZ 5230-F(A/T)

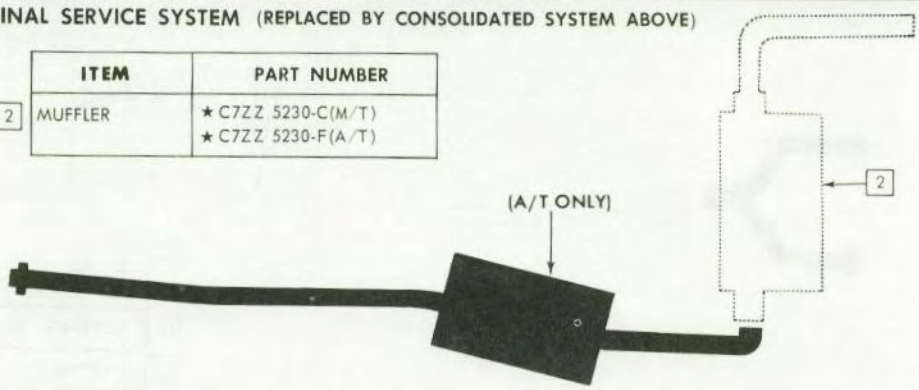

E-A-18

▲ Use D1AZ 5A231-C in U.S. only; use C000 5253-E in Canada

♯ Use A9AA 5A231-A in U.S. only; use C000 5253-E in Canada

COPYRIGHT © 1975 — FORD MOTOR COMPANY — DEARBORN, MICHIGAN

FINAL ISSUE

HALPERT_AUCTIONS

1967 MUSTANG—8 CYL 289-2B & 4B P.F.

CONSOLIDATED SERVICE REPLACEMENT (REPLACES ORIGINAL SERVICE SYSTEM BELOW)

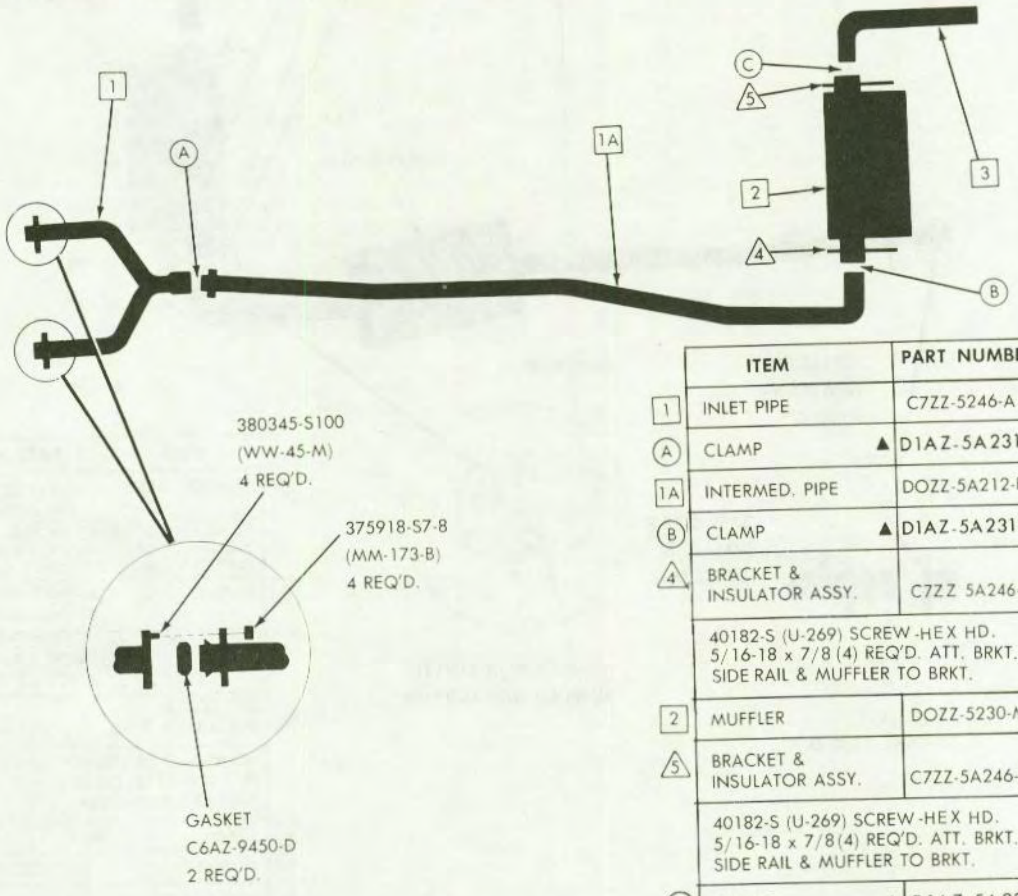

	ITEM	PART NUMBER
1	INLET PIPE	C7ZZ-5246-A
A	CLAMP ▲	D1AZ-5A231-C
1A	INTERMED. PIPE	DOZZ-5A212-F
B	CLAMP ▲	D1AZ-5A231-C
4	BRACKET & INSULATOR ASSY.	C7ZZ 5A246-D
	40182-S (U-269) SCREW-HEX HD. 5/16-18 x 7/8 (4) REQ'D. ATT. BRKT. TO SIDE RAIL & MUFFLER TO BRKT.	
2	MUFFLER	DOZZ-5230-M
5	BRACKET & INSULATOR ASSY.	C7ZZ-5A246-C
	40182-S (U-269) SCREW-HEX HD. 5/16-18 x 7/8(4) REQ'D. ATT. BRKT. TO SIDE RAIL & MUFFLER TO BRKT.	
C	CLAMP ▲	D1AZ-5A231-C
3	OUTLET PIPE	DOZZ-5255-F

Original equipment muffler and outlet pipe are a welded assembly. To service this assembly you must replace it with both parts (muffler and outlet pipe) used together.

ORIGINAL SERVICE SYSTEM (REPLACED BY CONSOLIDATED SYSTEM ABOVE)

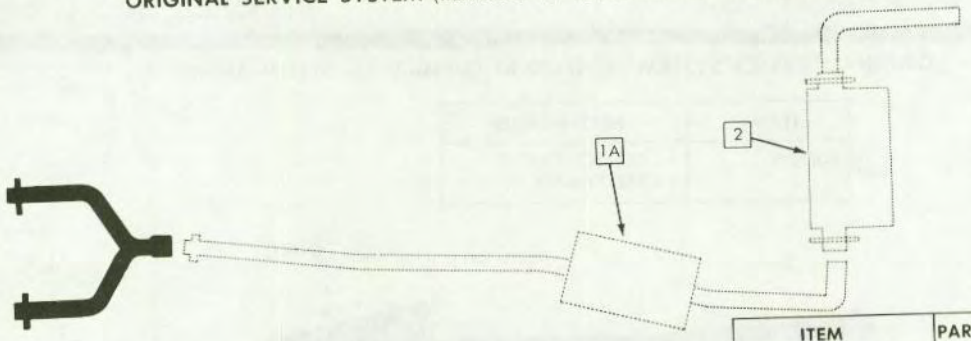

	ITEM	PART NUMBER
1A	INTERMED. PIPE	★C7ZZ-5A289-C
2	MUFFLER	★C7ZZ-5230-A

E-A-8

▲ Use D1AZ 5A231-C in U.S. only; use C000 5253-E in Canada

1967 MUSTANG—8 CYL 289-4B GT, 390-4B GT, 390-4B STANDARD (INCLUDES SHELBY GT350/500 W/289-4B & 428-4B & 8B & MODELS W/DUAL EXHAUST KIT ✱)

CONSOLIDATED SERVICE REPLACEMENT (REPLACES ORIGINAL SERVICE SYSTEM BELOW)

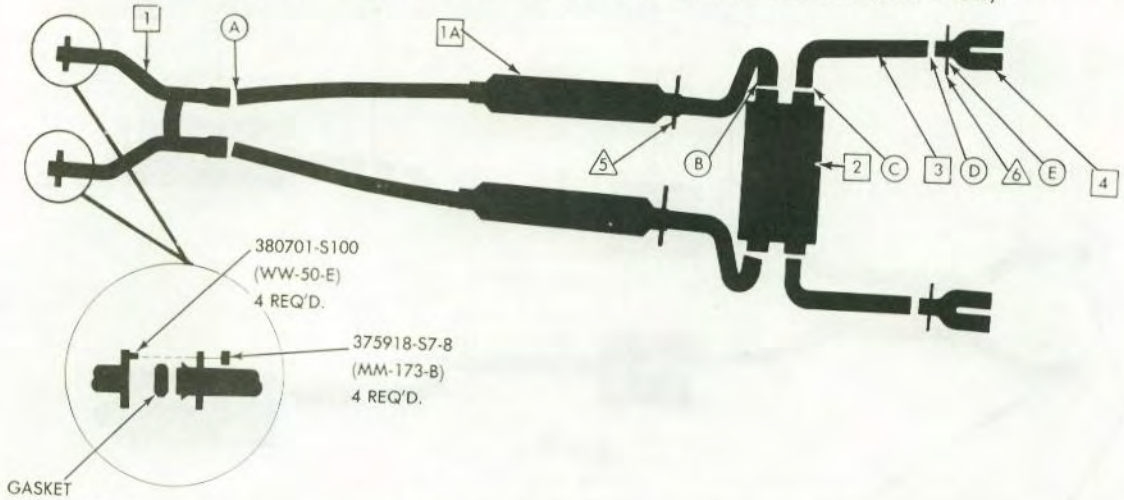

	ITEM	L.H.	R.H.
1	INLET PIPE	C7ZZ-5246-M (390,428) C7ZZ-5246-L (289)	
A	CLAMP ▲	D1AZ-5A231-C	D1AZ-5A231-C
1A	INTERMED. PIPE	D0ZZ-5A289-A	D0ZZ-5A289-B
5	BRACKET & INSULATOR ASSY.	C7ZZ-5A246-F (390) C7ZZ-5A246-D (289)	C7ZZ-5A246-G C7ZZ-5A246-C
	C1VV-58236-C PLATE ASSY. (2) REQ'D. 51765-S8 (U-370) SCREW-PAN HD. #10-24 x 1/2 (2) REQ'D. ATT. PLATE TO FLOOR PAN 373403-S8 (MM-173-J) NUT-LOCK 3/8-16 x 9/16 (4) REQ'D. ATT. BRKT. TO PLATE 381877-S2 (UU-52-AF) SCREW-HEX HD.5/16-18 x 3/4 (4) REQ'D. ATT. BRKT. TO MUFFLER		
B	CLAMP ▲	D1AZ-5A231-C	D1AZ-5A231-C
2	MUFFLER	C9ZZ-5230-E (EXC. DUAL KIT) C5ZZ-5230-U (W/DUAL KIT) ✱	C5ZZ-5230-U

	ITEM	L.H.	R.H.
C	CLAMP ▲	D1AZ-5A231-C	D1AZ-5A231-C
3	OUTLET PIPE	C7ZZ-5255-B	C7ZZ-5255-C
D	CLAMP ▲	D1AZ-5A231-C	D1AZ-5A231-C
	PIPE MOULDING	C5ZZ-5C299-A (SHELBY GT-350/500)	C5ZZ-5C299-A
6	BRACKET & INSULATOR ASSY.	C5ZZ-5277-A C7ZZ-5266-A C5ZZ-5260-F C7ZZ-5A231-B	C7ZZ-5277-A C7ZZ-5266-A C5ZZ-5260-F C7ZZ-5A231-B
	23575-S8 (B-13) BOLT-CARRIAGE 3/8-16 x 3 (4) REQ'D. ATT. BRKT. TO UNDERBODY 40920-S8 (U-264) SCREW-HEX HD.5/16-18 x 1/2 (2) REQ'D. ATT. 5260 TO 5277		
E	CLAMP	C5ZZ-5A231-B	C5ZZ-5A231-B
4	PIPE EXTENSION	C9ZZ-5255-C (GT ONLY) C7ZZ-5255-D (EXCEPT GT) S7MS-5232-A (SHELBY GT-350/500)	S7MS-5232-A

ORIGINAL SERVICE SYSTEM (REPLACED BY CONSOLIDATED SYSTEM ABOVE)

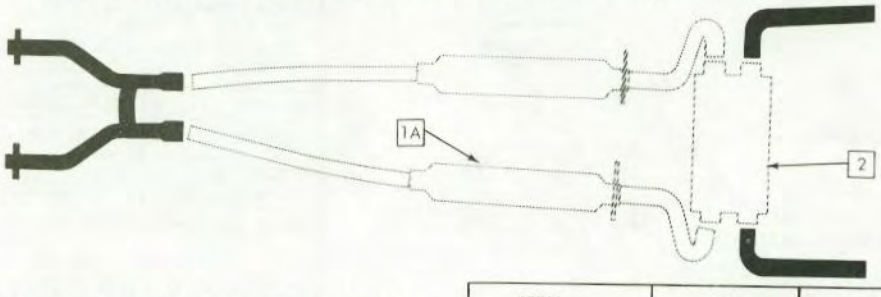

✱ - MUFFLER ONLY - OTHER PARTS OF 5210 KIT NOT SERVICED

	ITEM	L.H.	R.H.
1A	INTERMED. PIPE	★C7ZZ-5A289-G	★C7ZZ-5A289-H
2	MUFFLER	★C7ZZ-5230-H	

E-A-7

▲ Use D1AZ 5A231-C in U.S. only; use C000 5253-E in Canada

COPYRIGHT © 1975 — FORD MOTOR COMPANY — DEARBORN, MICHIGAN

HALPERT_AUCTIONS

1967 THUNDERBIRD—8 CYL. 390-4B & 428-4B ALL MODELS

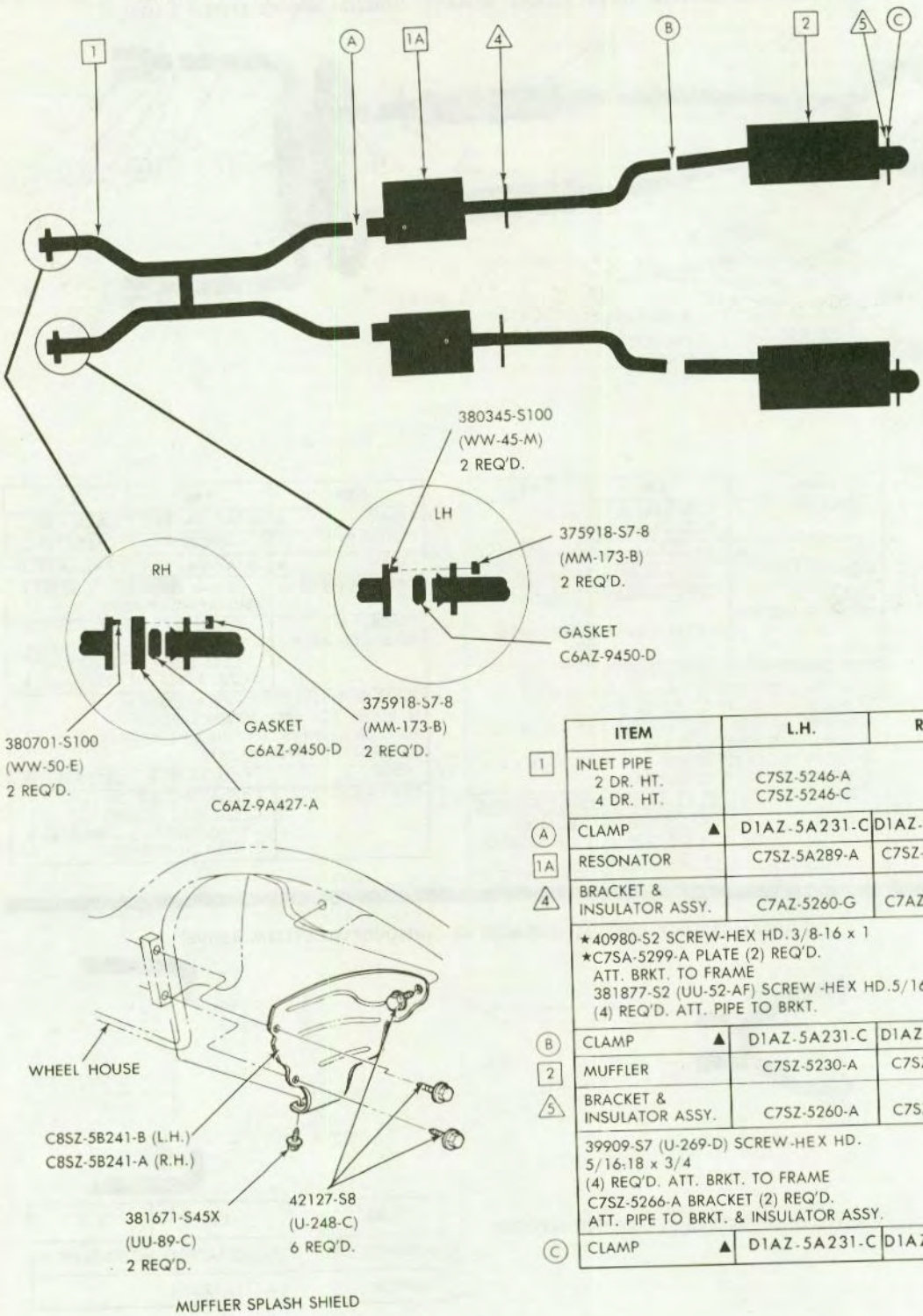

	ITEM	L.H.	R.H.
1	INLET PIPE 2 DR. HT. 4 DR. HT.	 C7SZ-5246-A C7SZ-5246-C	
A	CLAMP ▲	D1AZ-5A231-C	D1AZ-5A231-C
1A	RESONATOR	C7SZ-5A289-A	C7SZ-5A289-B
4	BRACKET & INSULATOR ASSY.	C7AZ-5260-G	C7AZ-5260-G
	★40980-S2 SCREW-HEX HD. 3/8-16 x 1 ★C7SA-5299-A PLATE (2) REQ'D. ATT. BRKT. TO FRAME 381877-S2 (UU-52-AF) SCREW-HEX HD. 5/16-18 x 3/4 (4) REQ'D. ATT. PIPE TO BRKT.		
B	CLAMP ▲	D1AZ-5A231-C	D1AZ-5A231-C
2	MUFFLER	C7SZ-5230-A	C7SZ-5230-B
5	BRACKET & INSULATOR ASSY.	C7SZ-5260-A	C7SZ-5260-B
	39909-S7 (U-269-D) SCREW-HEX HD. 5/16-18 x 3/4 (4) REQ'D. ATT. BRKT. TO FRAME C7SZ-5266-A BRACKET (2) REQ'D. ATT. PIPE TO BRKT. & INSULATOR ASSY.		
C	CLAMP ▲	D1AZ-5A231-C	D1AZ-5A231-C

E-H-3

▲ Use D1AZ 5A231-C in U.S. only; use C000 5253-E in Canada

HALPERT_AUCTIONS

1967 BRONCO—6 CYL. 170-1B

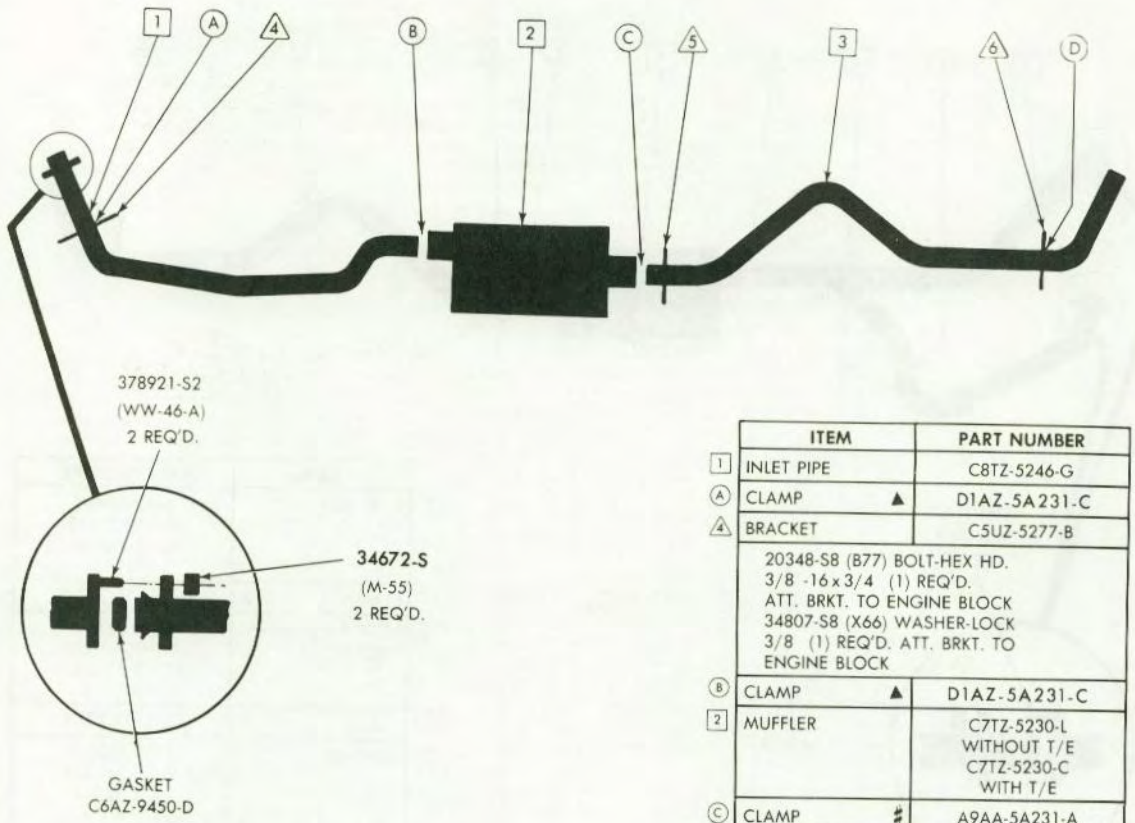

	ITEM	PART NUMBER
1	INLET PIPE	C8TZ-5246-G
A	CLAMP ▲	D1AZ-5A231-C
4	BRACKET	C5UZ-5277-B
	20348-S8 (B77) BOLT-HEX HD. 3/8 -16 x 3/4 (1) REQ'D. ATT. BRKT. TO ENGINE BLOCK 34807-S8 (X66) WASHER-LOCK 3/8 (1) REQ'D. ATT. BRKT. TO ENGINE BLOCK	
B	CLAMP ▲	D1AZ-5A231-C
2	MUFFLER	C7TZ-5230-L WITHOUT T/E C7TZ-5230-C WITH T/E
C	CLAMP #	A9AA-5A231-A
5	BRACKET & INSULATOR ASSY.	C3DZ-5260-A
	20366-S8 (B52) BOLT-HEX HD. 5/16 -18 x 7/8 (2) REQ'D. ATT. **BRKT. TO FRAME** 34806-S7 (X64) WASHER-LOCK 5/16 (2) REQ'D. ATT. BRKT. TO **FRAME**	
3	OUTLET PIPE	C7TZ-5255-AE WITHOUT T/E C7TZ-5255-C WITH T/E
6	BRACKET & INSULATOR ASSY.	C30Z-5260-A
	20366-S8 (B52) BOLT-HEX HD. 5/16 -18 x 7/8 (2) REQ'D. ATT. **BRKT. TO FRAME** 34806-S7 (X64) WASHER-LOCK 5/16 (2) REQ'D. ATT. BRKT. **TO FRAME**	
D	CLAMP #	A9AA-5A231-A

EN-3

▲ Use D1AZ 5A231-C in U.S. only; use C000 5253-E in Canada

Use A9AA 5A231-A in U.S. only; use C000 5253-C in Canada

COPYRIGHT © 1975 — FORD MOTOR COMPANY — DEARBORN, MICHIGAN

HALPERT_AUCTIONS

1967 BRONCO—8 CYL. 289-2B

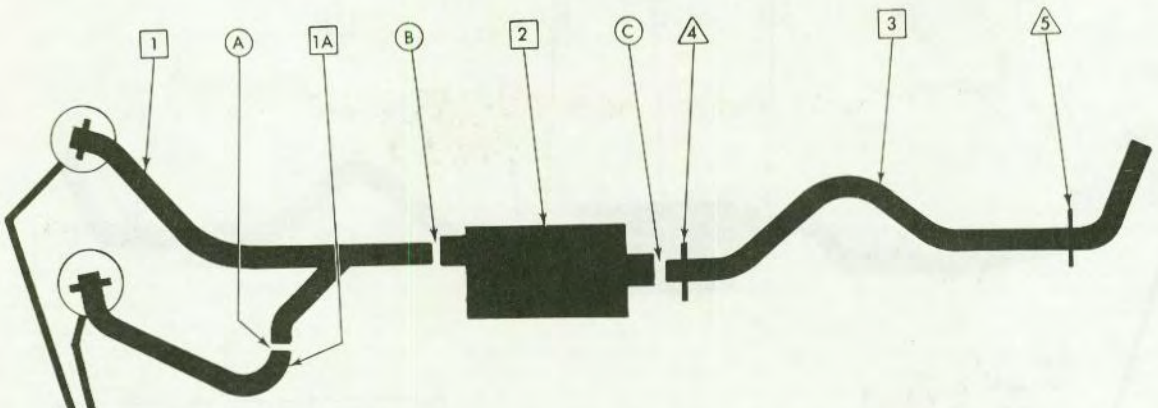

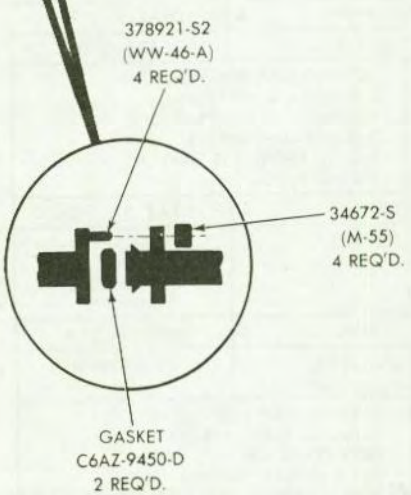

	ITEM	PART NUMBER
1	INLET PIPE	C6TZ-5246-T WITHOUT T/E C6TZ-5246-U WITH T/E
A	CLAMP ▲	D1AZ-5A231-C
1A	INLET PIPE CROSSOVER	C6TZ-5267-F WITHOUT T/E ★C6TZ-5267-E WITH T/E
B	CLAMP ▲	D1AZ-5A231-C
2	MUFFLER	C6TZ-5230-G WITHOUT T/E C6TZ-5230-H WITH T/E
C	CLAMP ▲	D1AZ-5A231-C
4	BRACKET & INSULATOR ASSY.	C6TZ-5260-H
	20366-S8 (B52) BOLT-HEX HD. 5/16 -18 x 7/8 (2) REQ'D. ATT. **BRKT. TO FRAME** 34806-S7 (X64) WASHER-LOCK 5/16 (2) REQ'D. ATT. BRKT. **TO FRAME**	
3	OUTLET PIPE	C6TZ-5255-J
5	BRACKET & INSULATOR ASSY.	C6TZ-5260-G
	20366-S8 (B52) BOLT-HEX HD. 5/16 -18 x 7/8 (2) REQ'D. ATT. **BRKT. TO FRAME** 34806-S7 (X64) WASHER-LOCK 5/16 (2) REQ'D. ATT. BRKT. **TO FRAME** 23438-S8 (B4) BOLT-CARRIAGE 5/16 -18 x 1 1/4 (1) REQ'D. ATT. OUTLET PIPE TO BRKT. 34806-S7 (X64) WASHER-LOCK 5/16 (1) REQ'D. ATT. OUTLET PIPE TO BRKT. 33797-S7-8 (M50) NUT-LOCK 5/16 (1) REQ'D. ATT. OUTLET PIPE TO BRKT.	

EN-4

▲ Use D1AZ 5A231-C in U.S. only; use C000 5253-E in Canada

HALPERT_AUCTIONS

1967 FALCON—6 CYL. 170-1B & 200-1B SEDAN WITH 1 3/4" INLET PIPE

CONSOLIDATED SERVICE REPLACEMENT (REPLACES ORIGINAL SERVICE SYSTEM BELOW)

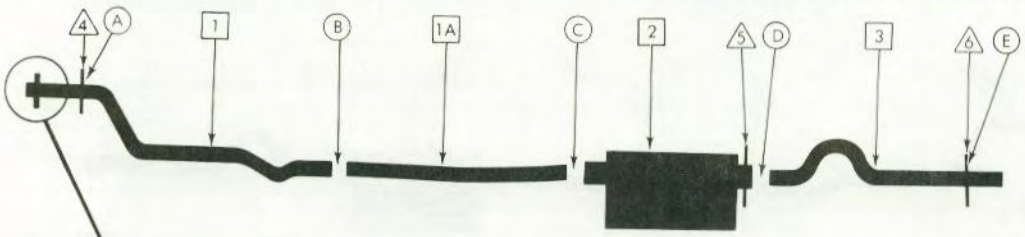

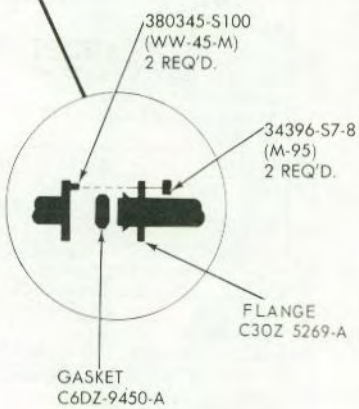

	ITEM	PART NUMBER
4	BRACKET	C3DZ-5291-A
	20348-S8 (B-77) BOLT- HEX HD. 3/8-16 x 3/4 34807-S8 (X-66) WASHER-LOCK 3/8	
A	CLAMP ▲	D1AZ-5A231-C
1	INLET PIPE	C7OZ-5246-E (1 3/4" DIA.)
B	CLAMP ▲	D1AZ-5A231-C
1A	INTERMED. PIPE	DODZ-5A212-B
C	CLAMP ▲	D1AZ-5A231-C
2	MUFFLER	DODZ-5230-C
5	BRACKET & INSULATOR ASSY.	C7DZ-5260-A
	381877-S2 (UU-52-AF) SCREW-HEX HD. 5/16-18 x 3/4 (4) REQ'D. ATT. BRKT. TO MUFFLER & UNDERBODY	
D	CLAMP ▲	D1AZ-5A231-C
3	OUTLET PIPE	DODZ-5255-B
6	BRACKET & INSULATOR ASSY.	C3DZ-5260-B
	C8OZ-5B236-A PLATE ASSY. 42014-S8(U-240) SCREW-HEX HD. No.10-12 x 5/8 ★55802-S NUT-LOCK 5/16-18 (2) REQ'D. ATT. PLATE ASSY. & BRKT. TO SIDE RAIL	
E	CLAMP ▲	D1AZ-5A231-C

Original equipment and original service muffler, intermediate pipe and outlet pipe are a welded assembly. To service this assembly you must replace it with all three parts (muffler, intermediate pipe and outlet pipe) used together.

ORIGINAL SERVICE SYSTEM (REPLACED BY CONSOLIDATED SYSTEM ABOVE)

	ITEM	PART NO.
2	MUFFLER	★C7DZ-5230-A (1 3/4"INLET DIA.)

E-E-20

▲ Use D1AZ 5A231-C in U.S. only; use C000 5253-E in Canada

COPYRIGHT © 1975— FORD MOTOR COMPANY —DEARBORN, MICHIGAN

HALPERT_AUCTIONS

1967 FALCON—6 CYL. 170-1B & 200-1B SEDAN WITH 2" INLET PIPE

CONSOLIDATED SERVICE REPLACEMENT (REPLACES ORIGINAL SERVICE SYSTEM BELOW)

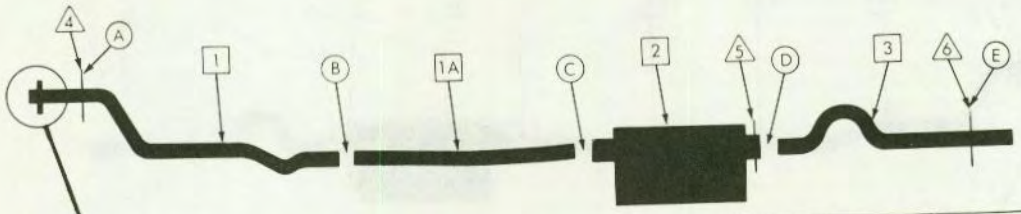

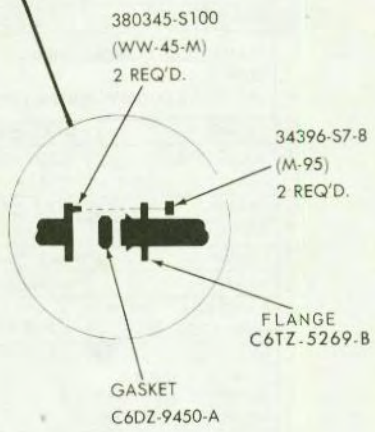

	ITEM	PART NUMBER
4	BRACKET & INSULATOR ASSY.	C7OZ 5277-A
	20348-S8 (B-77) BOLT HEX HD.- 3/8-16 x 3/4 (1) REQ'D. 34807-S8(X-66) WASHER-LOCK3/8 (1) REQ'D.	
A	CLAMP ▲	D1AZ-5A231-C
1	INLET PIPE	C7OZ-5246-J (2" DIA.)
B	CLAMP ▲	D1AZ-5A231-C
1A	INTERMED. PIPE	DODZ-5A212-A
C	CLAMP ▲	D1AZ-5A231-C
2	MUFFLER	DODZ-5230-C
5	BRACKET & INSULATOR ASSY.	C7DZ-5260-A
	381877-S2 (UU-52-AF) SCREW-HEX HD. 5/16-18 x 3/4 (4) REQ'D. ATT. BRKT. TO MUFFLER & UNDERBODY	
D	CLAMP ▲	D1AZ-5A231-C
3	OUTLET PIPE	DODZ-5255-B
6	BRACKET & INSULATOR ASSY.	C3DZ-5260-B
	C8OZ-5B236-A PLATE ASSY. (1) REQ'D. 42014-S8(U-240) SCREW-HEX HD. No.10-12 x 5/8(1) REQ'D. ★55802-S NUT-LOCK 5/16-18 x 3/4 (2) REQ'D. ATT. PLATE ASSY. & BRKT. TO SIDE RAIL	
E	CLAMP ▲	D1AZ-5A231-C

Original equipment and original service muffler, intermediate pipe and outlet pipe are a welded assembly. To service this assembly you must replace it with all three parts (muffler, intermediate pipe and outlet pipe) used together.

ORIGINAL SERVICE SYSTEM (REPLACED BY CONSOLIDATED SYSTEM ABOVE)

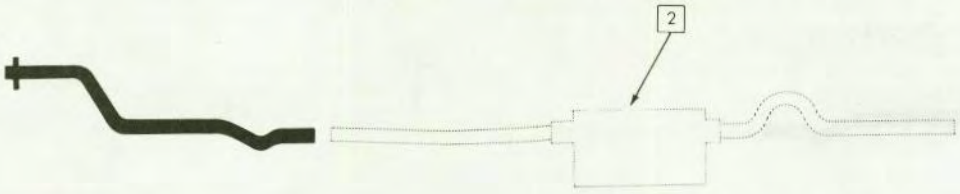

	ITEM	PART NO.
2	MUFFLER	★C7DZ-5230-E

E-E-27

▲ Use D1AZ 5A231-C in U.S. only; use C000 5253-E in Canada

1967 FALCON—6 CYL. 200-1B STATION WAGON WITH 1 3/4" INLET PIPE

CONSOLIDATED SERVICE REPLACEMENT (REPLACES ORIGINAL SERVICE SYSTEM BELOW)

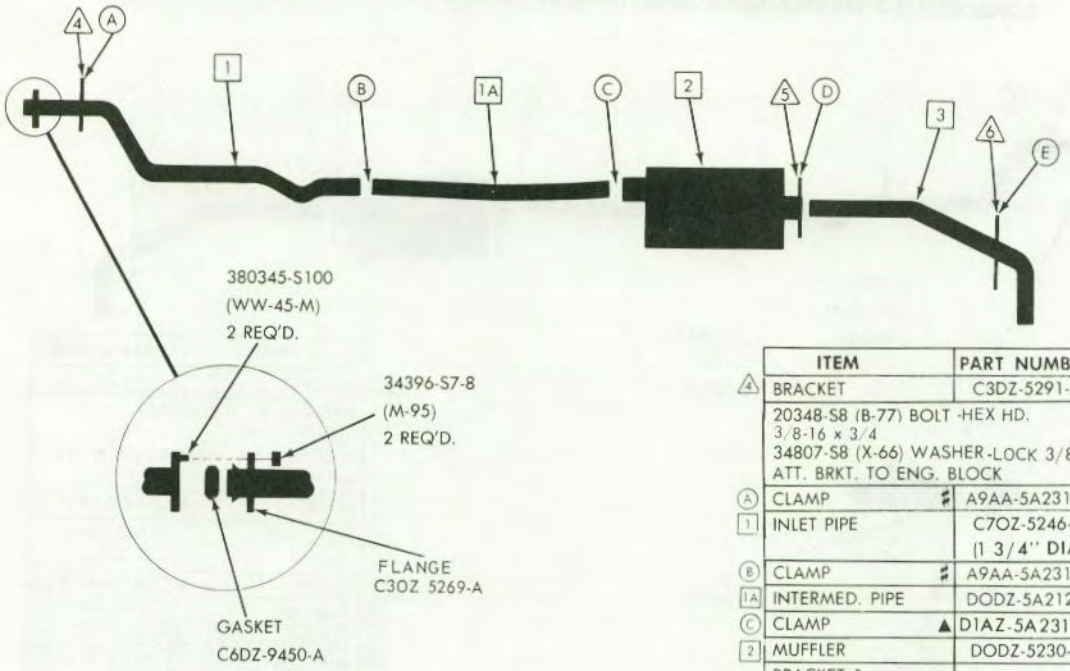

	ITEM	PART NUMBER
4	BRACKET	C3DZ-5291-A
	20348-S8 (B-77) BOLT -HEX HD. 3/8-16 x 3/4 34807-S8 (X-66) WASHER-LOCK 3/8 ATT. BRKT. TO ENG. BLOCK	
A	CLAMP ♯	A9AA-5A231-A
1	INLET PIPE	C7OZ-5246-E (1 3/4" DIA.)
B	CLAMP ♯	A9AA-5A231-A
1A	INTERMED. PIPE	DODZ-5A212-B
C	CLAMP ▲	D1AZ-5A231-C
2	MUFFLER	DODZ-5230-C
5	BRACKET & INSULATOR ASSY.	C7OZ-5260-F
	381877-S2 (UU-52-AF) SCREW-HEX HD. 5/16-18 x 3/4 (4) REQ'D. (ATT. BRKT. TO MUFFLER & UNDERBODY)	
D	CLAMP ▲	D1AZ-5A231-C
3	OUTLET PIPE	DODZ-5255-A
6	BRACKET & INSULATOR ASSY.	C7DZ-5260-B
	381877-S2 (UU-52-AF) SCREW-HEX HD. 5/16-18 x 3/4 (2) REQ'D. (ATT. BRKT. TO SIDE RAIL)	
E	CLAMP ▲	D1AZ-5A231-C

Consolidated muffler, intermediate pipe and outlet pipe must be used together as a complete unit. They will not mate with original service components.

Original equipment muffler and intermediate pipe are a welded assembly. To service this assembly you must replace it completely with both parts (muffler and intermediate pipe) used together.

ORIGINAL SERVICE SYSTEM (REPLACED BY CONSOLIDATED SYSTEM ABOVE)

	ITEM	PART NUMBER
2	MUFFLER	★C7OZ-5230 A W/O T/E 1 3/4" INLET DIA. ★C7OZ-5230-B W/T/E 1 3/4" INLET DIA.
3	OUTLET PIPE	★C7OZ-5255-A

E-E-28

♯ Use A9AA 5A231-A in U.S. only; use C000 5253-C in Canada
▲ Use D1AZ 5A231-C in U.S. only; use C000 5253-E in Canada

COPYRIGHT © 1975 — FORD MOTOR COMPANY — DEARBORN, MICHIGAN

HALPERT_AUCTIONS

1967 FALCON—6 CYL. 200-1B STATION WAGON WITH 2" INLET PIPE

CONSOLIDATED SERVICE REPLACEMENT (REPLACES ORIGINAL SERVICE SYSTEM BELOW)

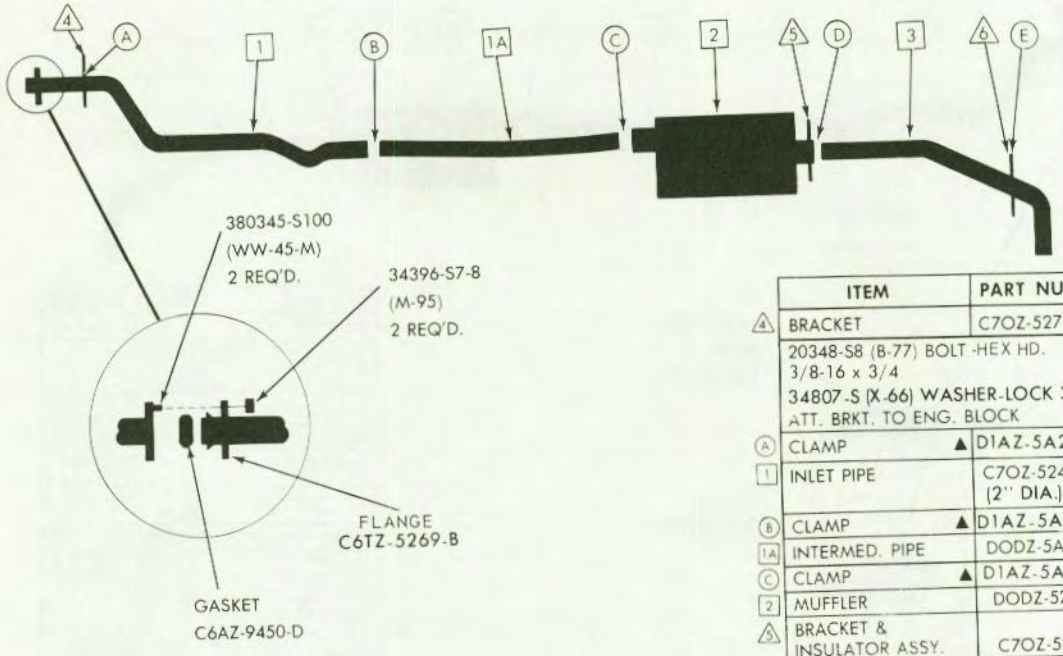

	ITEM	PART NUMBER
4	BRACKET	C7OZ-5277-A
	20348-S8 (B-77) BOLT-HEX HD. 3/8-16 x 3/4 34807-S (X-66) WASHER-LOCK 3/8 ATT. BRKT. TO ENG. BLOCK	
A	CLAMP ▲	D1AZ-5A231-C
1	INLET PIPE	C7OZ-5246-J (2" DIA.)
B	CLAMP ▲	D1AZ-5A231-C
1A	INTERMED. PIPE	DODZ-5A212-A
C	CLAMP ▲	D1AZ-5A231-C
2	MUFFLER	DODZ-5230-C
5	BRACKET & INSULATOR ASSY.	C7OZ-5260-F
	381877-S2 (UU-52-AF) SCREW-HEX HD. 5/16-18 x 3/4 (4) REQ'D. ATT. BRKT. TO MUFFLER & UNDERBODY	
D	CLAMP ▲	D1AZ-5A231-C
3	OUTLET PIPE	DODZ-5255-A
6	BRACKET & INSULATOR ASSY.	C7DZ-5260-B
	381877-S2 (UU-52-AF) SCREW-HEX HD. 5/16-18 x 3/4 (2) REQ'D. ATT. BRKT. TO SIDE RAIL	
E	CLAMP ▲	D1AZ-5A231-C

Original equipment muffler and intermediate pipe are a welded assembly. To service this assembly you must replace it completely with both parts (muffler and intermediate pipe) used together.

Consolidated muffler, intermediate pipe and outlet pipe must be used together as a complete unit. They will not mate with original service components.

ORIGINAL SERVICE SYSTEM (REPLACED BY CONSOLIDATED SYSTEM ABOVE)

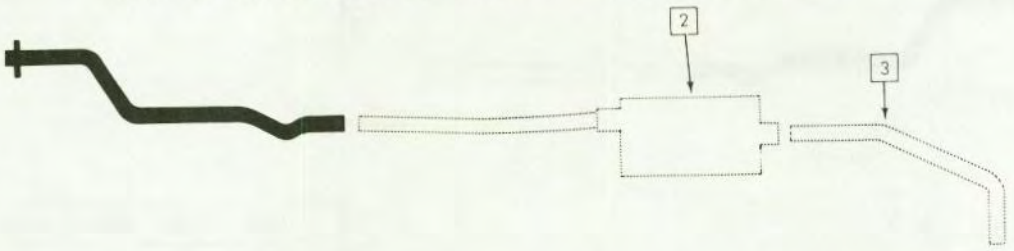

	ITEM	PART NO.
2	MUFFLER	★C7OZ-5230-K
3	OUTLET PIPE	★C7OZ-5255-A

E-E-22

▲ Use D1AZ 5A231-C in U.S. only; use C000 5253-E in Canada

1967 FALCON—8 CYL. 289-2B & 4B SEDAN

CONSOLIDATED SERVICE REPLACEMENT (REPLACES ORIGINAL SERVICE SYSTEM BELOW)

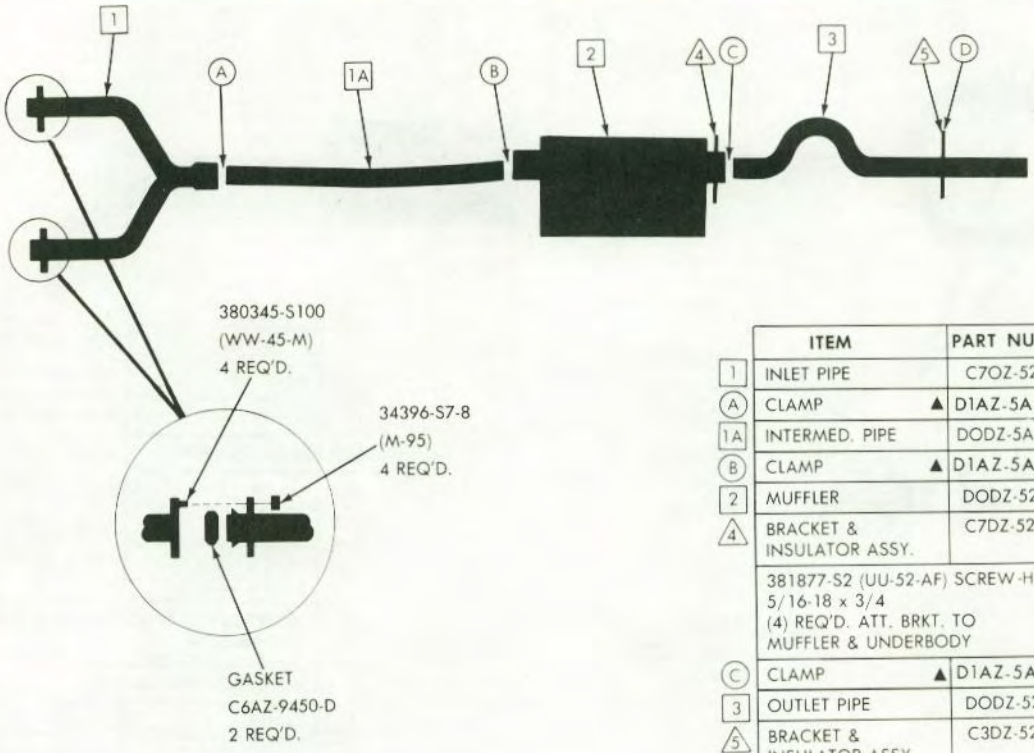

	ITEM	PART NUMBER
1	INLET PIPE	C7OZ-5246-L
A	CLAMP ▲	D1AZ-5A231-C
1A	INTERMED. PIPE	DODZ-5A212-A
B	CLAMP ▲	D1AZ-5A231-C
2	MUFFLER	DODZ-5230-C
4	BRACKET & INSULATOR ASSY.	C7DZ-5260-A
	381877-S2 (UU-52-AF) SCREW-HEX HD. 5/16-18 x 3/4 (4) REQ'D. ATT. BRKT. TO MUFFLER & UNDERBODY	
C	CLAMP ▲	D1AZ-5A231-C
3	OUTLET PIPE	DODZ-5255-B
5	BRACKET & INSULATOR ASSY.	C3DZ-5260-B
	C8OZ-5B236-A PLATE ASSY. (1) REQ'D. 42014-S8 (U-240) SCREW-HEX HD. #10-12 x 5/8 ★55802-S NUT-LOCK #10-12 (2) REQ'D. (ATT. PLATE & BRKT. TO SIDE RAIL	
D	CLAMP ▲	D1AZ-5A231-C

Original equipment and original service muffler, intermediate pipe and outlet pipe are a welded assembly. To service this assembly you must replace it with all three parts (muffler, intermediate pipe and outlet pipe) used together.

ORIGINAL SERVICE SYSTEM (REPLACED BY CONSOLIDATED SYSTEM ABOVE)

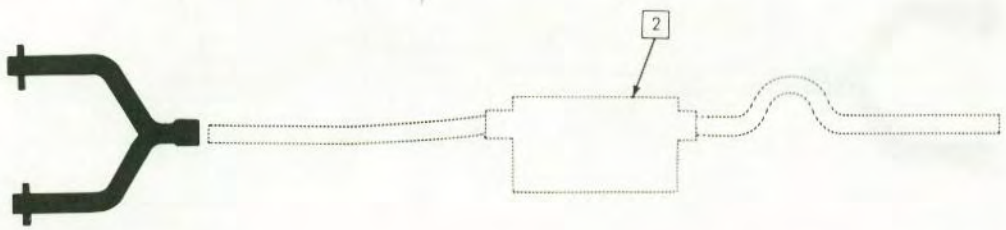

	ITEM	PART NUMBER
2	MUFFLER	★C7DZ-5230-C

E-E-21

▲ Use D1AZ 5A231-C in U.S. only; use C000 5253-E in Canada

COPYRIGHT © 1975 — FORD MOTOR COMPANY — DEARBORN, MICHIGAN

1967 FALCON—8 CYL. 289-2B & 4B STATION WAGON

CONSOLIDATED SERVICE REPLACEMENT (REPLACES ORIGINAL SERVICE SYSTEM BELOW)

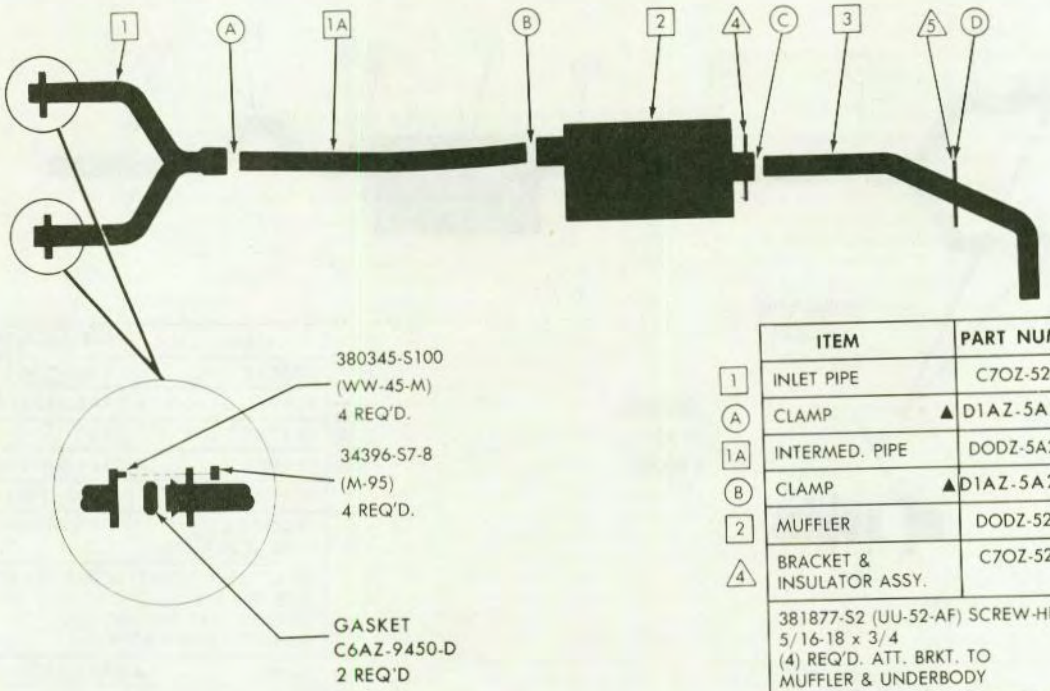

	ITEM	PART NUMBER
1	INLET PIPE	C7OZ-5246-L
A	CLAMP ▲	D1AZ-5A231-C
1A	INTERMED. PIPE	DODZ-5A212-A
B	CLAMP ▲	D1AZ-5A231-C
2	MUFFLER	DODZ-5230-C
4	BRACKET & INSULATOR ASSY.	C7OZ-5260-F
	381877-S2 (UU-52-AF) SCREW-HEX HD. 5/16-18 x 3/4 (4) REQ'D. ATT. BRKT. TO MUFFLER & UNDERBODY	
C	CLAMP ▲	D1AZ-5A231-C
3	OUTLET PIPE	DODZ-5255-A
5	BRACKET & INSULATOR ASSY.	C7DZ-5260-B
	381877-S2 (UU-52-AF) SCREW-HEX HD. 5/16-18 x 3/4 (2) REQ'D. ATT. BRKT. TO SIDE RAIL	
D	CLAMP ▲	D1AZ-5A231-C

Consolidated muffler, intermediate pipe and outlet pipe must be used together as a complete unit. They will not mate with original service components.

Original equipment muffler and intermediate pipe are a welded assembly. To service this assembly you must replace it completely with both parts (muffler and intermediate pipe) used together.

ORIGINAL SERVICE SYSTEM (REPLACED BY CONSOLIDATED SYSTEM ABOVE)

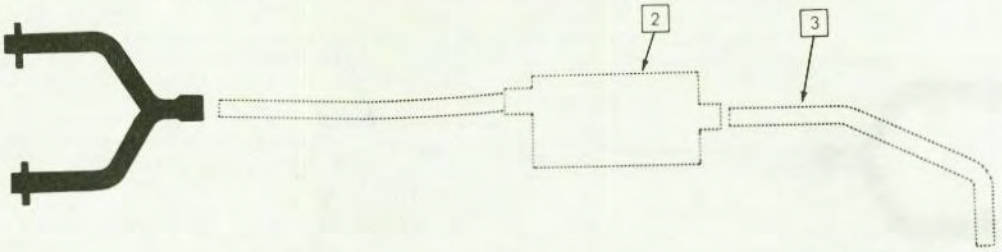

	ITEM	PART NUMBER
2	MUFFLER	✱C7OZ-5230-C
3	OUTLET PIPE	★C7OZ-5255-A

E-E-29

▲ Use D1AZ 5A231-C in U.S. only; use C000 5253-E in Canada

HALPERT_AUCTIONS

EXHAUST PARTS MODEL INDEX

How to use this index -

1. Find the car model desired.
2. Find the line which lists the engine displacement needed.
3. Select the correct page, and turn to that page.

Explanation of picture - text catalog sheets -

In sections 52.65 through 52.72, the complete present service system is shown at the top of the page, with an illustration and a complete bill of materials. If a second illustration appears below, that is the service system before simplification. In the lower system (before simplification), parts which are changed are shown by dotted lines, and the part numbers are shown in the table. Parts shown in black are parts which are unchanged and shown above in the upper illustration.

For stamped number cross-reference information and for size information, refer to Section 52, page 1.

1968

CYL	C.I.D.	MODEL	TYPE▲	SECTION	PAGE	ILLUS. NO. ♦
		A (FORD)				
6	240-1B	Exc.71	S	52.68	2	EF 7
		71	S	52.68	3	EF 8
8	302-2B	Exc.71	S	52.68	4	EF 9
		71	S	52.68	5	EF 10
	390-2B	Exc.71	S	52.68	6	EF 17
		71	S	52.68	7	EF 18
	390-4B	Exc.71 (U.S.)	D	52.68	8	EF 19
		Exc. 71 (Canada)	D	52.68	9	EF 108
		71 (U.S.)	S	52.68	10	EF 16
		71 (Canada)	S	52.68	11	EF 21
	427-4B		D	52.68	12	EF 20
	428-4B	Exc.71 or P/C (U.S.)	D	52.68	8	EF 19
		Exc. 71 or P/C (Canada)	D	52.68	9	EF 108
		P/C exc.71	D	52.68	13	EF 22
		71-exc.P/C	S	52.68	10	EF 16
		-P/C	S	52.68	11	EF 21
		B (FAIRLANE/TORINO)				
6	200-1B	Exc.66,71	S	52.68	14	EC 8
		66,71	S	52.68	15	EC 7
	289-2B	Exc.66,71,76	S	52.68	16	EC 14
		66,71	S	52.68	17	EC 12
		76	S	52.68	18	EC 13
	302-2B	Exc.66,71,76	S	52.68	16	EC 14
		66,71	S	52.68	17	EC 12
		76	S	52.68	18	EC 13
	390-2B	54	S	52.68	19	EC 11
		54	D	52.68	20	EC 17
		63B	S	52.68	19	EC 11
		63B-w/dual exhaust kit	D	52.68	20	EC 17
		63D	D	52.68	20	EC 17
		63E	S	52.68	19	EC 11
		63E-w/dual exhaust kit	D	52.68	20	EC 17
		65A, B, C	S	52.68	19	EC 11
		65A, B, C-w/dual exhaust kit	D	52.68	20	EC 17
		65D	D	52.68	20	EC 17
		65E	S	52.68	19	EC 11
		65E-w/dual exhaust kit	D	52.68	20	EC 17
		66,71	S	52.68	21	EC 10
		76	D	52.68	20	EC 17
	390-4B	54,63,65	D	52.68	20	EC 17
		66,71	S	52.68	21	EC 10
		76	D	52.68	20	EC 17
8	427-4B		D	52.68	22	EC 16
	428-4B		D	52.68	23	EC 15
		F (MUSTANG) - INCLUDES SHELBY				
6	200-1B		S	52.68	24	EA 19
8	289-2B		S	52.68	25	EA 20
		GT	D	52.68	26	EA 6
	302-4B		S	52.68	25	EA 20
		GT	D	52.68	26	EA 6
		Shelby GT350	D	52.68	26	EA 6
	390-2B		D	52.68	27	EA 5
	390-4B	GT	D	52.68	27	EA 5
	427-4B	GT	D	52.68	27	EA 5
	428-4B		D	52.68	28	EA 9
		Shelby GT500	D	52.68	28	EA 9
		S (THUNDERBIRD)				
8	429-4B		D	52.68	29	EH 4
		U (BRONCO)				
6	170-1B		S	52.68	30	EN 5
8	289-2B		S	52.68	31	EN 6
		X (FALCON)				
6	170-1B	54,62	S	52.68	32	EE 23
	200-1B	54,62	S	52.68	32	EE 23
		71	S	52.68	33	EE 24
8	289-2B	54,62	S	52.68	34	EE 25
		71	S	52.68	35	EE 26
	302-4B	54,62	S	52.68	34	EE 25
		71	S	52.68	35	EE 26

♦ For control purposes only ▲ S - Single D - Dual

COPYRIGHT © 1975 — FORD MOTOR COMPANY — DEARBORN, MICHIGAN
FINAL ISSUE

HALPERT_AUCTIONS

1968 FORD—6 CYL. 240-1B SEDAN, HARDTOP, & CONVERTIBLE

CONSOLIDATED SERVICE REPLACEMENT (REPLACES ORIGINAL SERVICE SYSTEM BELOW)

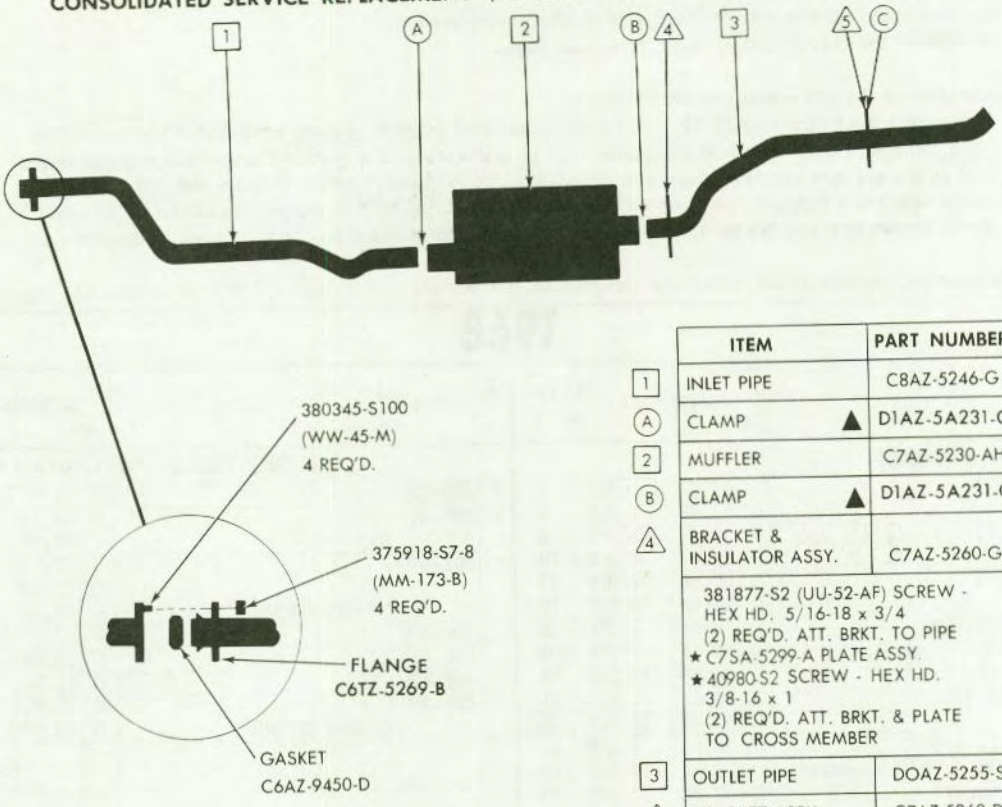

	ITEM	PART NUMBER
1	INLET PIPE	C8AZ-5246-G
A	CLAMP ▲	D1AZ-5A231-C
2	MUFFLER	C7AZ-5230-AH
B	CLAMP ▲	D1AZ-5A231-C
4	BRACKET & INSULATOR ASSY.	C7AZ-5260-G
	381877-S2 (UU-52-AF) SCREW - HEX HD. 5/16-18 x 3/4 (2) REQ'D. ATT. BRKT. TO PIPE ★ C7SA-5299-A PLATE ASSY. ★ 40980-S2 SCREW - HEX HD. 3/8-16 x 1 (2) REQ'D. ATT. BRKT. & PLATE TO CROSS MEMBER	
3	OUTLET PIPE	D0AZ-5255-S
5	BRACKET ASSY.	C7AZ-5260-D
	C8AZ-5266-A PLATE 39885-S2 (U-263-E) SCREW - HEX HD. 3/8-16 x 1/2 (2) REQ'D. ATT. BRKT. TO FRAME	
C	CLAMP ▲	D1AZ-5A231-C

ORIGINAL SERVICE SYSTEM (REPLACED BY CONSOLIDATED SYSTEM ABOVE)

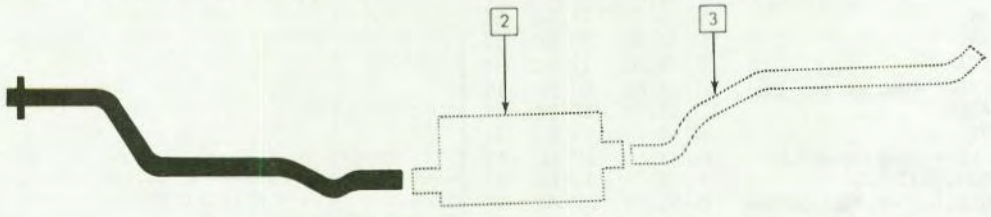

	ITEM	PART NUMBER
2	MUFFLER	★C8AZ-5230-K
3	OUTLET PIPE	★C8AZ-5255-C (BEFORE 10-1-67) ★C8AZ-5255-V (FROM 10-1-67)

E-F-7

▲ Use D1AZ 5A231-C in U.S. only; use C000 5253-E in Canada

1968 FORD—6 CYL. 240-1B STATION WAGON

CONSOLIDATED SERVICE REPLACEMENT (REPLACES ORIGINAL SERVICE SYSTEM BELOW)

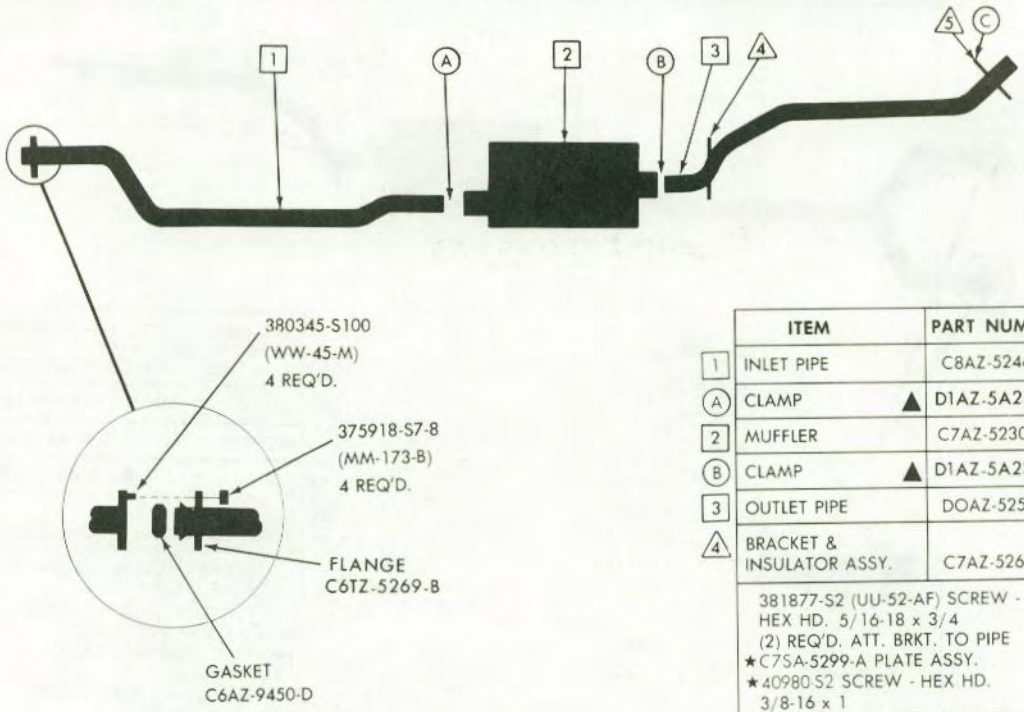

	ITEM	PART NUMBER
1	INLET PIPE	C8AZ-5246-G
A	CLAMP ▲	D1AZ-5A231-C
2	MUFFLER	C7AZ-5230-AH
B	CLAMP ▲	D1AZ-5A231-C
3	OUTLET PIPE	DOAZ-5255-N
4	BRACKET & INSULATOR ASSY.	C7AZ-5260-G
	381877-S2 (UU-52-AF) SCREW - HEX HD. 5/16-18 x 3/4 (2) REQ'D. ATT. BRKT. TO PIPE ★C7SA-5299-A PLATE ASSY. ★40980-S2 SCREW - HEX HD. 3/8-16 x 1 (2) REQ'D. ATT. BRKT. & PLATE TO CROSS MEMBER	
5	BRACKET ASSY.	C6AZ-5260-F
	C8AZ-5266-C PLATE 20346-S8 (B-50) BOLT - HEX HD. 5/16-18 x 3/4 34392-S7-8 (M-93) NUT - LOCK 5/16-18 ATT. BRKT. TO FRAME	
C	CLAMP ▲	D1AZ-5A231-C

ORIGINAL SERVICE SYSTEM (REPLACED BY CONSOLIDATED SYSTEM ABOVE)

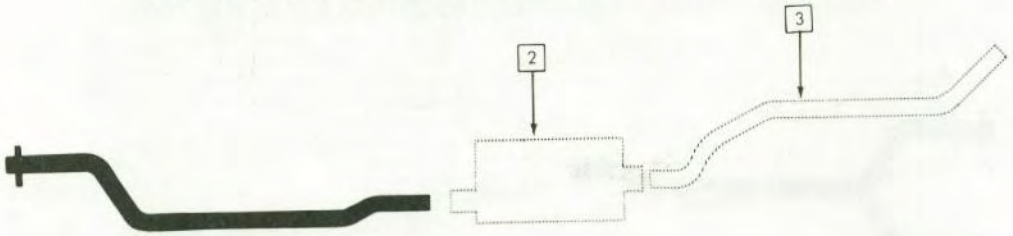

	ITEM	PART NO.
2	MUFFLER	★C7AZ-5230-AB
3	OUTLET PIPE	★C8AZ-5255-H

E-F-8

▲ Use D1AZ 5A231-C in U.S. only; use C000 5253-E in Canada

COPYRIGHT © 1975 — FORD MOTOR COMPANY — DEARBORN, MICHIGAN

HALPERT_AUCTIONS

1968 FORD—8 CYL. 302-2B SEDAN, HARDTOP, & CONVERTIBLE

CONSOLIDATED SERVICE REPLACEMENT (REPLACES ORIGINAL SERVICE SYSTEM BELOW)

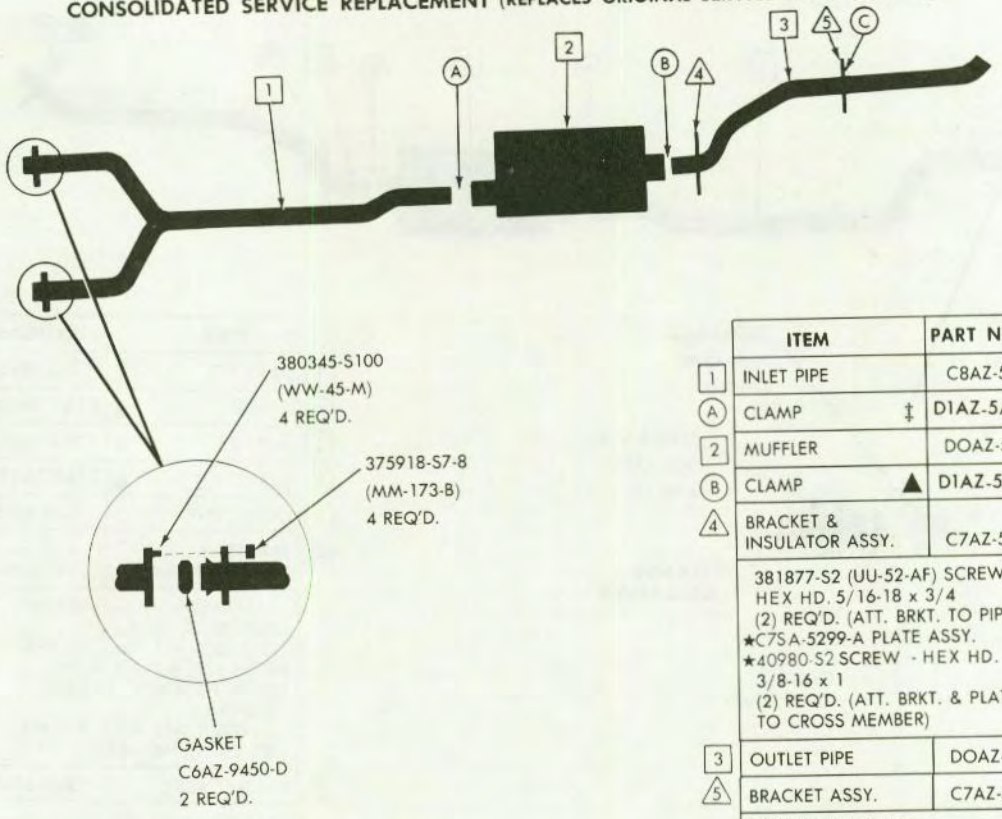

	ITEM	PART NUMBER
1	INLET PIPE	C8AZ-5246-F
A	CLAMP ‡	D1AZ-5A231-D
2	MUFFLER	DOAZ-5230-S
B	CLAMP ▲	D1AZ-5A231-C
4	BRACKET & INSULATOR ASSY.	C7AZ-5260-G
	381877-S2 (UU-52-AF) SCREW - HEX HD. 5/16-18 x 3/4 (2) REQ'D. (ATT. BRKT. TO PIPE) ★C7SA-5299-A PLATE ASSY. ★40980-S2 SCREW - HEX HD. 3/8-16 x 1 (2) REQ'D. (ATT. BRKT. & PLATE TO CROSS MEMBER)	
3	OUTLET PIPE	DOAZ-5255-S
5	BRACKET ASSY.	C7AZ-5260-D
	C8AZ-5266-A PLATE 39885-S8 (U-263-E) SCREW - HEX HD. 3/8-16 x 1/2 (2) REQ'D. ATT. BRKT. TO FRAME	
C	CLAMP ▲	D1AZ-5A231-C

Original equipment muffler and outlet pipe are a welded assembly. To service this assembly you must replace it with both parts (muffler and outlet pipe) used together.

Consolidated muffler and outlet pipe must be used together as a matched pair. They will not mate with original service components.

ORIGINAL SERVICE SYSTEM (REPLACED BY CONSOLIDATED SYSTEM ABOVE)

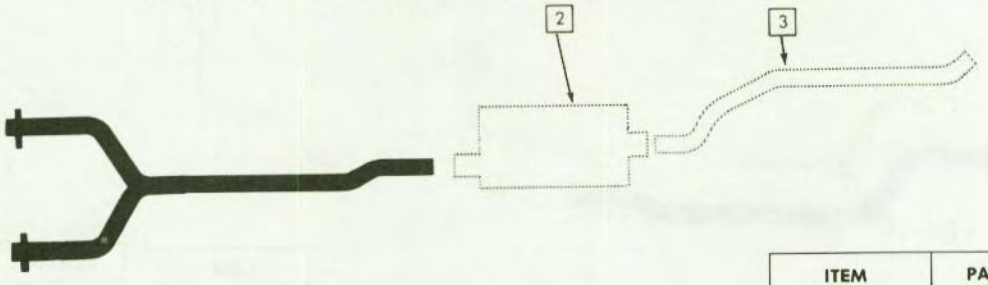

	ITEM	PART NO.
2	MUFFLER	★C8AZ-5230-G
3	OUTLET PIPE	★C8AZ-5255-AA

E-F-9

‡ Use D1AZ 5A231-D in U.S. only; use C000 5253-G in Canada
▲ Use D1AZ 5A231-C in U.S. only; use C000 5253-E in Canada

1968 FORD—8 CYL. 302-2B STATION WAGON

CONSOLIDATED SERVICE REPLACEMENT (REPLACES ORIGINAL SERVICE SYSTEM BELOW)

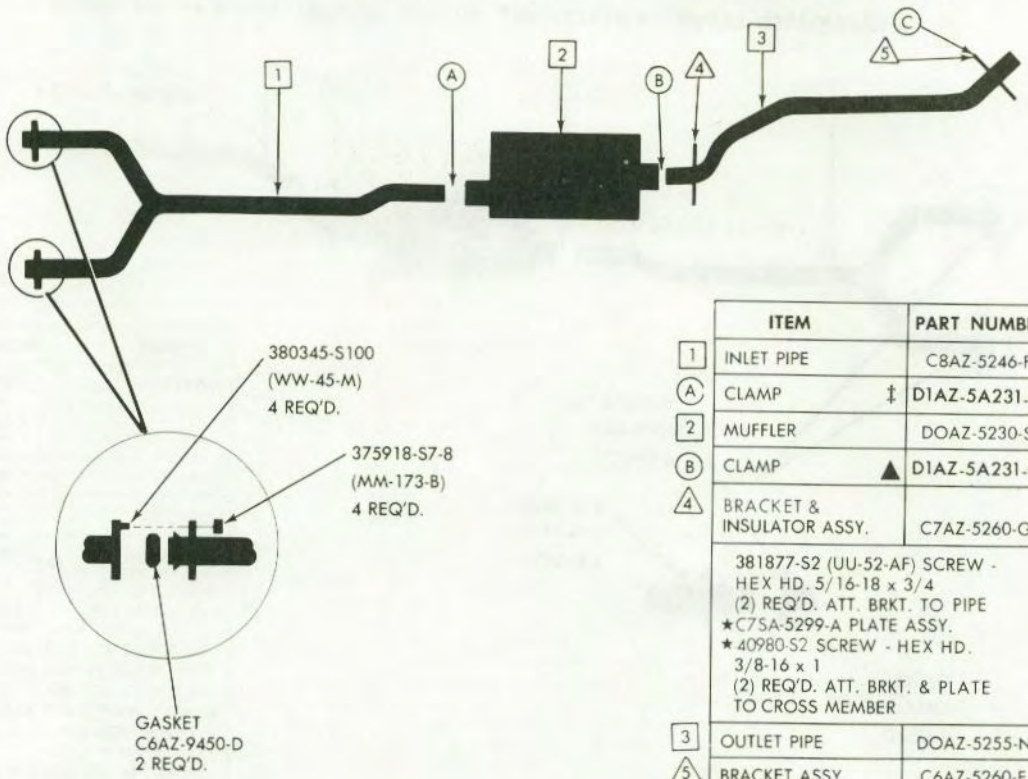

	ITEM	PART NUMBER
1	INLET PIPE	C8AZ-5246-F
A	CLAMP ‡	D1AZ-5A231-D
2	MUFFLER	DOAZ-5230-S
B	CLAMP ▲	D1AZ-5A231-C
4	BRACKET & INSULATOR ASSY.	C7AZ-5260-G
	381877-S2 (UU-52-AF) SCREW - HEX HD. 5/16-18 x 3/4 (2) REQ'D. ATT. BRKT. TO PIPE ★C7SA-5299-A PLATE ASSY. ★40980-S2 SCREW - HEX HD. 3/8-16 x 1 (2) REQ'D. ATT. BRKT. & PLATE TO CROSS MEMBER	
3	OUTLET PIPE	DOAZ-5255-N
5	BRACKET ASSY.	C6AZ-5260-F
	C8AZ-5266-C PLATE 20346-S8 (B-50) BOLT - HEX HD. 5/16-18 x 3/4 34392-S7-8 (M-93) NUT - LOCK 5/16-18 ATT. BRKT. TO FRAME	
C	CLAMP ▲	D1AZ-5A231-C

Consolidated muffler and outlet pipe must be used together as a matched pair. They will not mate with original service components.

ORIGINAL SERVICE SYSTEM (REPLACED BY CONSOLIDATED SYSTEM ABOVE)

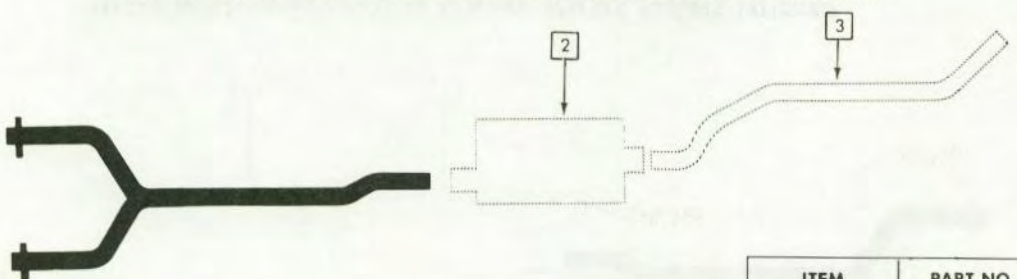

	ITEM	PART NO.
2	MUFFLER	* C8AZ-5230-H
3	OUTLET PIPE	* C8AZ-5255-N

E-F-10

‡ Use D1AZ 5A231-D in U.S. only; use C000 5253-G in Canada

▲ Use D1AZ 5A231-C in U.S. only; use C000 5253-E in Canada

COPYRIGHT © 1975 — FORD MOTOR COMPANY — DEARBORN, MICHIGAN

HALPERT_AUCTIONS

1968 FORD—8 CYL. 390-2B SEDAN, HARDTOP, & CONVERTIBLE

CONSOLIDATED SERVICE REPLACEMENT (REPLACES ORIGINAL SERVICE SYSTEM BELOW)

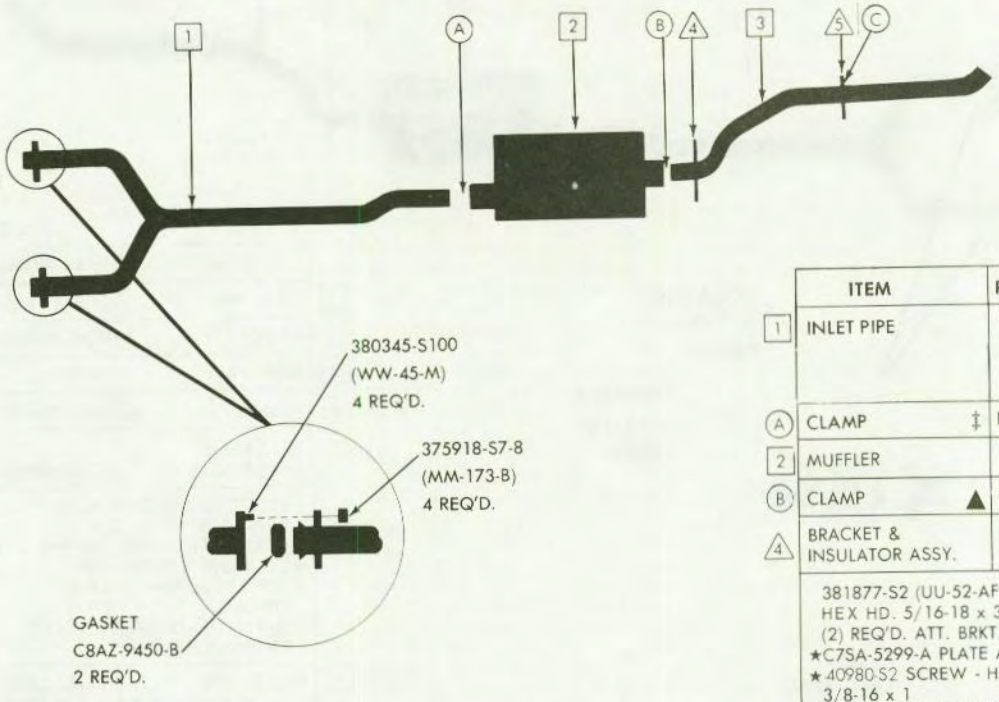

	ITEM	PART NUMBER
1	INLET PIPE	C8AZ-5246-A (U.S.) C8AA-5246-K (CANADA)
A	CLAMP ‡	D1AZ-5A231-D
2	MUFFLER	D0AZ-5230-S
B	CLAMP ▲	D1AZ-5A231-C
4	BRACKET & INSULATOR ASSY.	C7AZ-5260-G
	381877-S2 (UU-52-AF) SCREW - HEX HD. 5/16-18 x 3/4 (2) REQ'D. ATT. BRKT. TO PIPE ★C7SA-5299-A PLATE ASSY. ★40980-S2 SCREW - HEX HD. 3/8-16 x 1 (2) REQ'D. ATT. BRKT. & PLATE TO CROSS MEMBER	
3	OUTLET PIPE	D0AZ-5255-S
5	BRACKET ASSY.	C7AZ-5260-D
	PLATE C8AZ-5266-A 39885-S8 (U-263-E) SCREW - HEX HD. 3/8-16 x 1/2 (2) REQ'D. ATT. BRKT. TO FRAME	
C	CLAMP ▲	D1AZ-5A231-C

Original equipment muffler and outlet pipe are a welded assembly. To service this assembly you must replace it with both parts (muffler and outlet pipe) used together.

Consolidated muffler and outlet pipe must be used together as a matched pair. They will not mate with original service components.

ORIGINAL SERVICE SYSTEM (REPLACED BY CONSOLIDATED SYSTEM ABOVE)

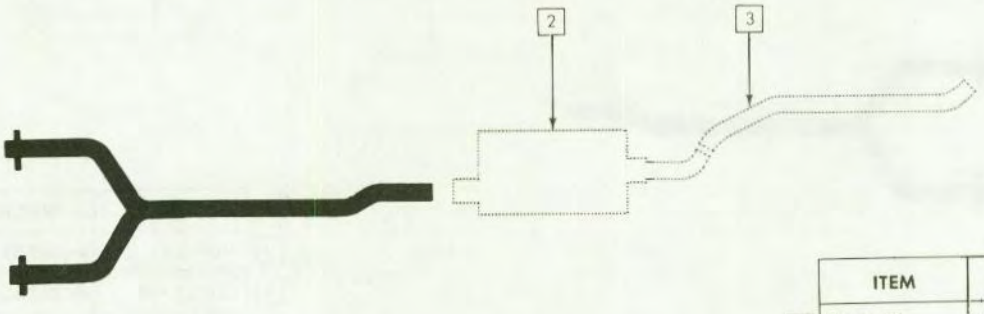

	ITEM	PART NO.
2	MUFFLER	*C8AZ-5230-F
3	OUTLET PIPE	*C8AZ-5255-U

E-F-17

‡ Use D1AZ 5A231-D in U.S. only; use C000 5253-G in Canada

▲ Use D1AZ 5A231-C in U.S. only; use C000 5253-E in Canada

HALPERT_AUCTIONS

1968 FORD—8 CYL. 390-2B STATION WAGON

CONSOLIDATED SERVICE REPLACEMENT (REPLACES ORIGINAL SERVICE SYSTEM BELOW)

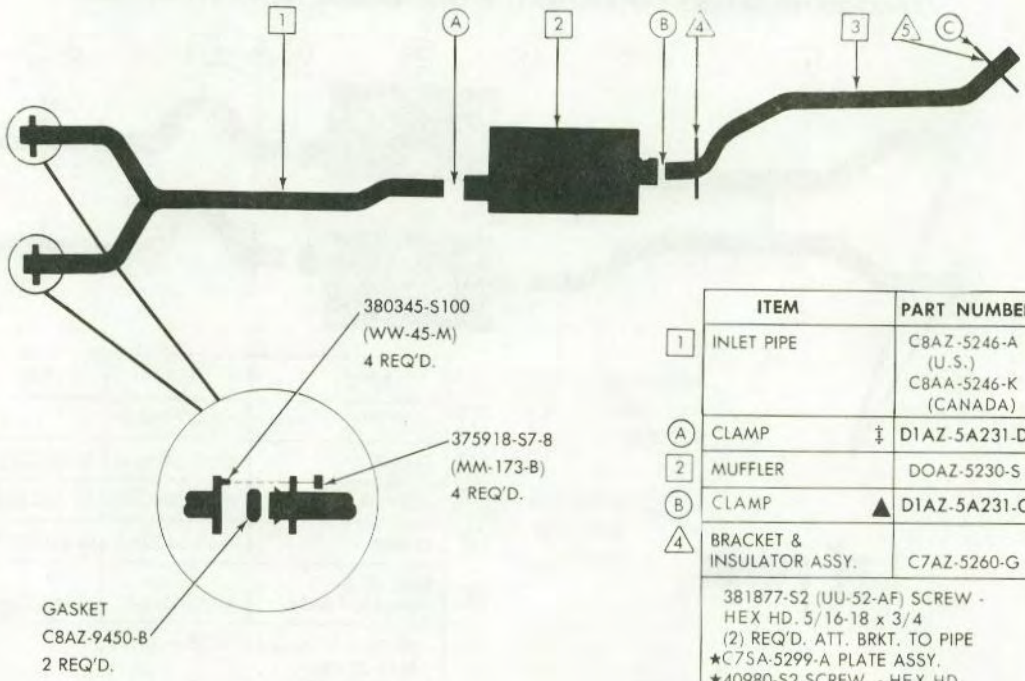

	ITEM	PART NUMBER
1	INLET PIPE	C8AZ-5246-A (U.S.) C8AA-5246-K (CANADA)
A	CLAMP ‡	D1AZ-5A231-D
2	MUFFLER	D0AZ-5230-S
B	CLAMP ▲	D1AZ-5A231-C
4	BRACKET & INSULATOR ASSY.	C7AZ-5260-G
	381877-S2 (UU-52-AF) SCREW - HEX HD. 5/16-18 x 3/4 (2) REQ'D. ATT. BRKT. TO PIPE ★C7SA-5299-A PLATE ASSY. ★40980-S2 SCREW - HEX HD. 3/8-16 x 1 (2) REQ'D. ATT. BRKT. & PLATE TO CROSS MEMBER	
3	OUTLET PIPE	D0AZ-5255-N
5	BRACKET ASSY.	C6AZ-5260-F
	C8AZ-5266-C PLATE 20346-S8 (B-50) BOLT - HEX HD. 5/16-18 x 3/4 34392-S7-8 (M-93) NUT - LOCK 5/16-18 ATT. BRKT. TO FRAME	
C	CLAMP ▲	D1AZ-5A231-C

Consolidated muffler and outlet pipe must be used together as a matched pair. They will not mate with original service components.

ORIGINAL SERVICE SYSTEM (REPLACED BY CONSOLIDATED SYSTEM ABOVE)

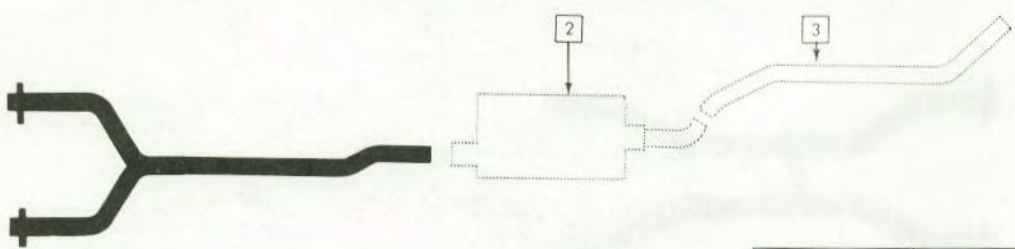

	ITEM	PART NO.
2	MUFFLER	C8AZ-5230-J
3	OUTLET PIPE	★C8AZ-5255-L

E-F-18

‡ Use D1AZ 5A231-D in U.S. only; use C000 5253-G in Canada
▲ Use D1AZ 5A231-C in U.S. only; use C000 5253-E in Canada

COPYRIGHT © 1975 — FORD MOTOR COMPANY — DEARBORN, MICHIGAN

1968 FORD—8 CYL. 390-4B & 428-4B SEDAN, HARDTOP, & CONVERTIBLE (EXCEPT 428 P/C) (U.S. ONLY)

CONSOLIDATED SERVICE REPLACEMENT (REPLACES ORIGINAL SERVICE SYSTEM BELOW)

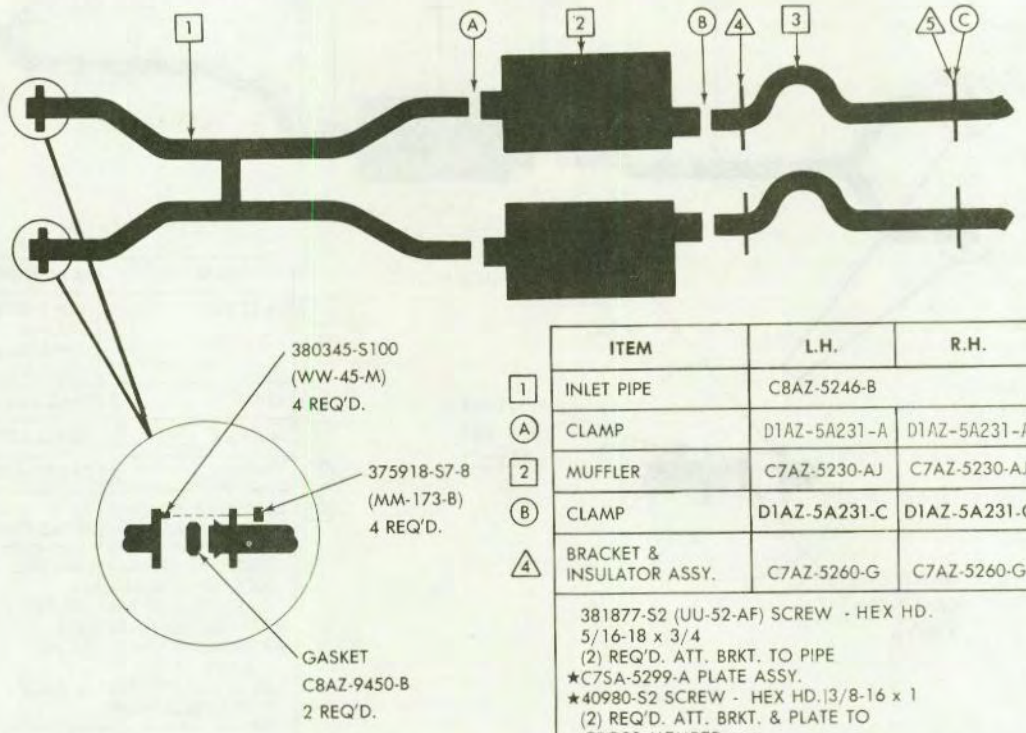

	ITEM	L.H.	R.H.
1	INLET PIPE	C8AZ-5246-B	
A	CLAMP	D1AZ-5A231-A	D1AZ-5A231-A
2	MUFFLER	C7AZ-5230-AJ	C7AZ-5230-AJ
B	CLAMP	D1AZ-5A231-C	D1AZ-5A231-C
4	BRACKET & INSULATOR ASSY.	C7AZ-5260-G	C7AZ-5260-G
	381877-S2 (UU-52-AF) SCREW - HEX HD. 5/16-18 x 3/4 (2) REQ'D. ATT. BRKT. TO PIPE ★C7SA-5299-A PLATE ASSY. ★40980-S2 SCREW - HEX HD. 3/8-16 x 1 (2) REQ'D. ATT. BRKT. & PLATE TO CROSS MEMBER		
3	OUTLET PIPE	DOAZ-5255-R	DOAZ-5255-S
5	BRACKET ASSY.	C7AZ-5260-E	C7AZ-5260-D
	C8AZ-5266-A PLATE 39885-S8 (U-263-E) SCREW - HEX.HD. 3/8-16 x 1/2 (2) REQ'D. ATT. BRKT. TO FRAME		
C	CLAMP	D1AZ-5A231-C	D1AZ-5A231-C

Consolidated muffler and outlet pipe must be used together as a matched pair. They will not mate with original service components.

ORIGINAL SERVICE SYSTEM (REPLACED BY CONSOLIDATED SYSTEM ABOVE)

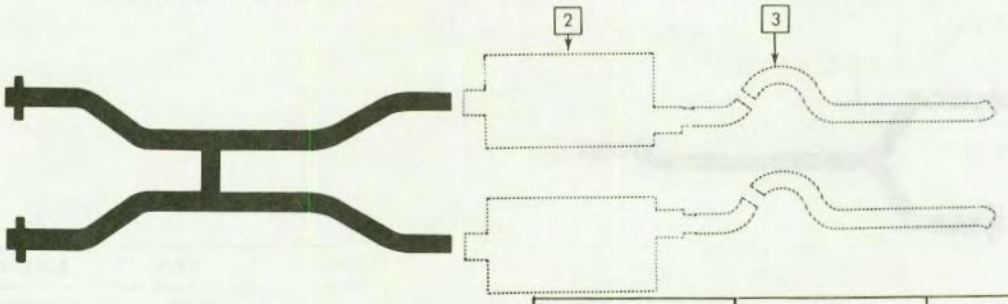

	ITEM	L.H.	R.H
2	MUFFLER	★C8AZ-5230-N (2 1/4" INLET DIA.)	★C8AZ-5230-M
3	OUTLET PIPE	★C8AZ-5255-Z	★C8AZ-5255-U

1968 FORD—8 CYL. 390-4B & 428-4B SEDAN, HARDTOP, & CONVERTIBLE (EXCEPT 428 P/C) (CANADA ONLY)

CONSOLIDATED SERVICE REPLACEMENT (REPLACES ORIGINAL SERVICE SYSTEM BELOW)

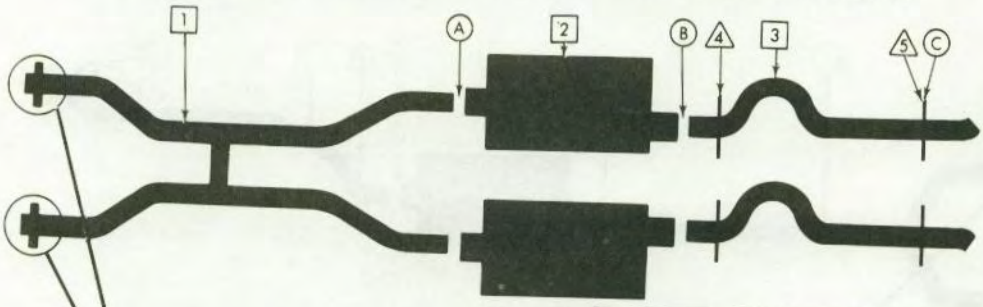

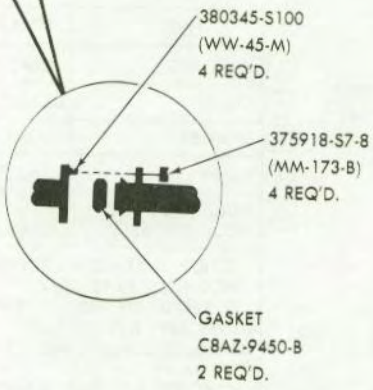

	ITEM	L.H.	R.H.
1	INLET PIPE	C8AZ-5246-D	
A	CLAMP	C000-5253-E	C000-5253-E
2	MUFFLER	C7AZ-5230-AH	C7AZ-5230-AH
B	CLAMP	C000-5253-E	C000-5253-E
4	BRACKET & INSULATOR ASSY.	C7AZ-5260-G	C7AZ-5260-G
	381877-S2 (UU-52-AF) SCREW - HEX HD. 5/16-18 x 3/4 (2) REQ'D. ATT. BRKT. TO PIPE ★C7SA-5299-A PLATE ASSY. ★40980-S2 SCREW - HEX HD. 3/8-16 x 1 (2) REQ'D. ATT. BRKT. & PLATE TO CROSS MEMBER		
3	OUTLET PIPE	D0AZ-5255-T	D0AZ-5255-M
5	BRACKET ASSY.	C7AZ-5260-E	C7AZ-5260-D
	C8AZ-5266-A PLATE 39885-S8 (U-263-E) SCREW - HEX HD. 3/8-16 x 1/2 (2) REQ'D. ATT. BRKT. TO FRAME		
C	CLAMP	C000-5253-E	C000-5253-E

Consolidated muffler and outlet pipe must be used together as a matched pair. They will not mate with original service components.

ORIGINAL SERVICE SYSTEM (REPLACED BY CONSOLIDATED SYSTEM ABOVE)

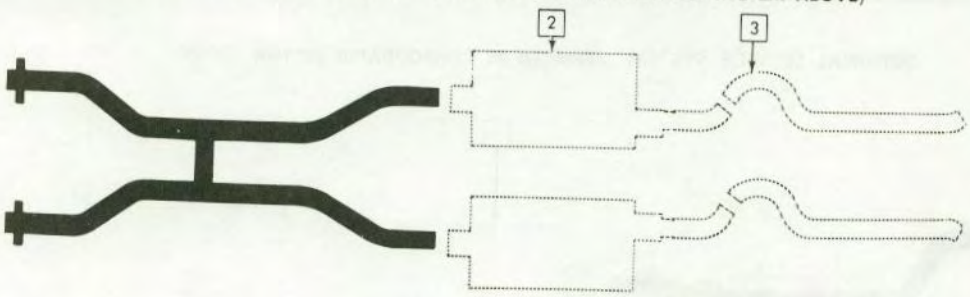

	ITEM	L.H.	R.H.
2	MUFFLER	★C7AZ-5230-A (2" INLET DIA.)	★C7AZ-5230-T
3	OUTLET PIPE	C8AZ-5255-J	★C8AZ-5255-AA

E-F-108

COPYRIGHT © 1975 — FORD MOTOR COMPANY — DEARBORN, MICHIGAN

HALPERT_AUCTIONS

1968 FORD—8 CYL. 390 -4B & 428-4B STATION WAGON EXCEPT 428 P/C (U.S. ONLY)

CONSOLIDATED SERVICE REPLACEMENT (REPLACES ORIGINAL SERVICE SYSTEM BELOW)

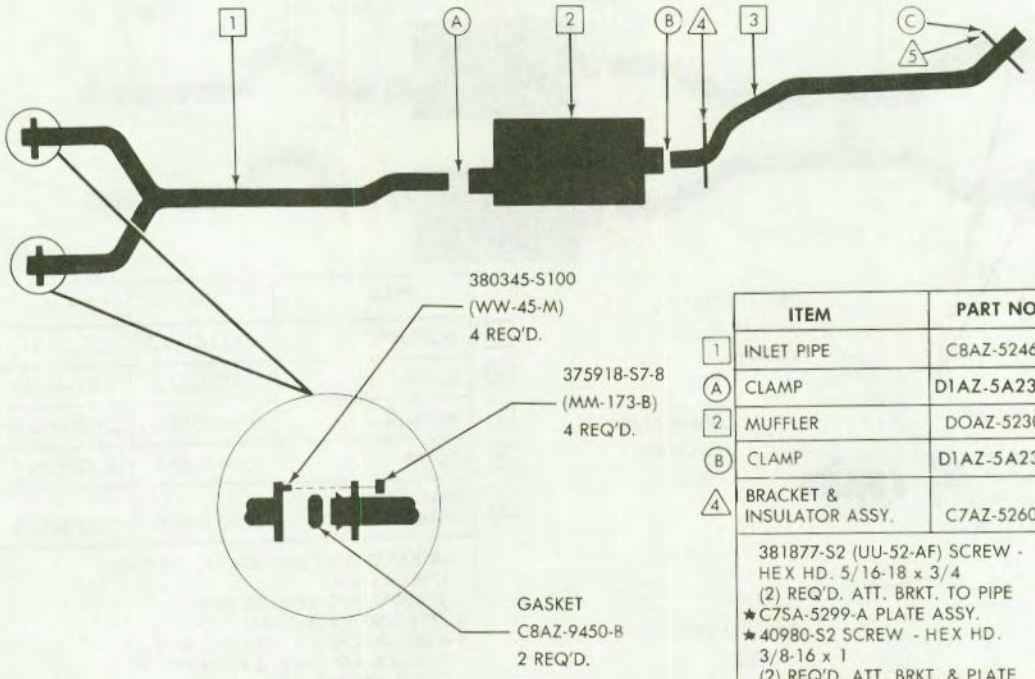

	ITEM	PART NO.
1	INLET PIPE	C8AZ-5246-A
A	CLAMP	D1AZ-5A231-D
2	MUFFLER	D0AZ-5230-S
B	CLAMP	D1AZ-5A231-C
4	BRACKET & INSULATOR ASSY.	C7AZ-5260-G
	381877-S2 (UU-52-AF) SCREW - HEX HD. 5/16-18 x 3/4 (2) REQ'D. ATT. BRKT. TO PIPE ★C7SA-5299-A PLATE ASSY. ★40980-S2 SCREW - HEX HD. 3/8-16 x 1 (2) REQ'D. ATT. BRKT. & PLATE TO CROSS MEMBER	
3	OUTLET PIPE	D0AZ-5255-N
5	BRACKET ASSY.	C6AZ-5260-F
	C8AZ-5266-C PLATE 20346-S8 (B-50) BOLT - HEX HD. 5/16-18 x 3/4 34392-S7-8 (M-93) NUT - LOCK 5/16-18 ATT. BRKT. TO FRAME	
C	CLAMP	D1AZ-5A231-C

Original equipment muffler and outlet pipe are a welded assembly. To service this assembly you must replace it with both parts (muffler and outlet pipe) used together.

Consolidated muffler and outlet pipe must be used together as a matched pair. They will not mate with original service components.

ORIGINAL SERVICE SYSTEM (REPLACED BY CONSOLIDATED SYSTEM ABOVE)

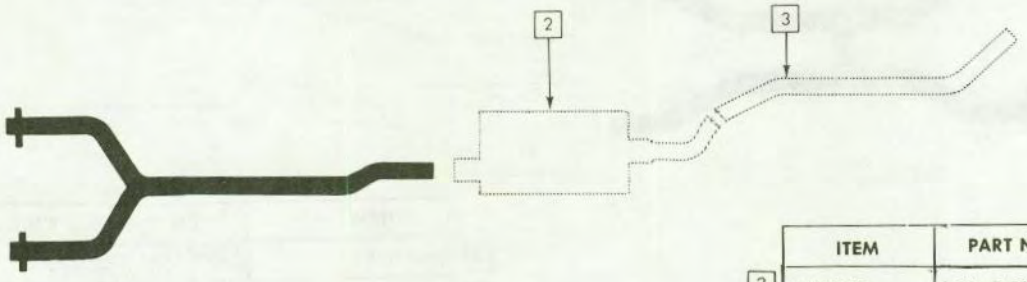

	ITEM	PART NO.
2	MUFFLER	★C8AZ-5230-B (2" INLET DIA.)
3	OUTLET PIPE	★C8AZ-5255-L

E-F-16

1968 FORD—8 CYL. 390-4B & 428-4B STATION WAGON (CANADA ONLY)
1968 FORD--8 CYL. 428-4B STATION WAGON (POLICE CAR)

CONSOLIDATED SERVICE REPLACEMENT (REPLACES ORIGINAL SERVICE SYSTEM BELOW)

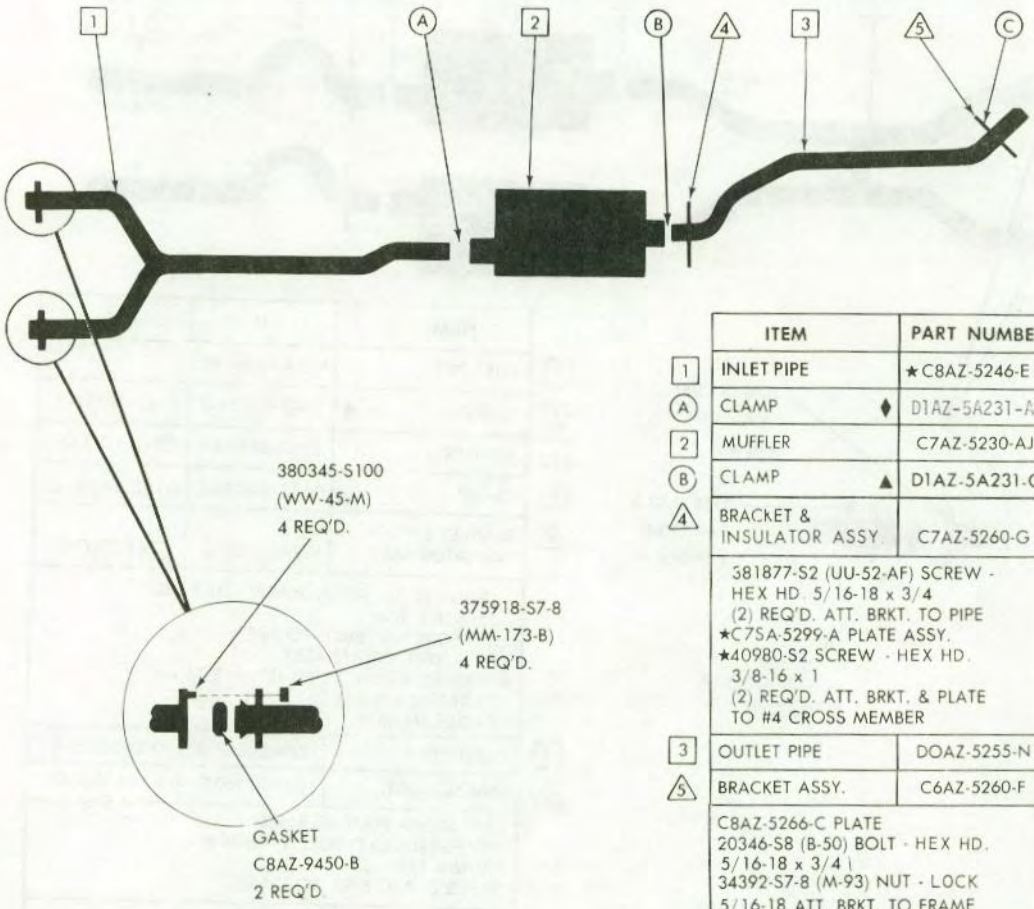

	ITEM	PART NUMBER
1	INLET PIPE	★C8AZ-5246-E
A	CLAMP ♦	D1AZ-5A231-A
2	MUFFLER	C7AZ-5230-AJ
B	CLAMP ▲	D1AZ-5A231-C
4	BRACKET & INSULATOR ASSY.	C7AZ-5260-G
	381877-S2 (UU-52-AF) SCREW - HEX HD. 5/16-18 x 3/4 (2) REQ'D. ATT. BRKT. TO PIPE ★C7SA-5299-A PLATE ASSY. ★40980-S2 SCREW - HEX HD. 3/8-16 x 1 (2) REQ'D. ATT. BRKT. & PLATE TO #4 CROSS MEMBER	
3	OUTLET PIPE	D0AZ-5255-N
5	BRACKET ASSY.	C6AZ-5260-F
	C8AZ-5266-C PLATE 20346-S8 (B-50) BOLT - HEX HD. 5/16-18 x 3/4 34392-S7-8 (M-93) NUT - LOCK 5/16-18 ATT. BRKT. TO FRAME	
C	CLAMP ▲	D1AZ-5A231-C

Consolidated muffler and outlet pipe must be used together as a matched pair. They will not mate with original service components.

ORIGINAL SERVICE SYSTEM (REPLACED BY CONSOLIDATED SYSTEM ABOVE)

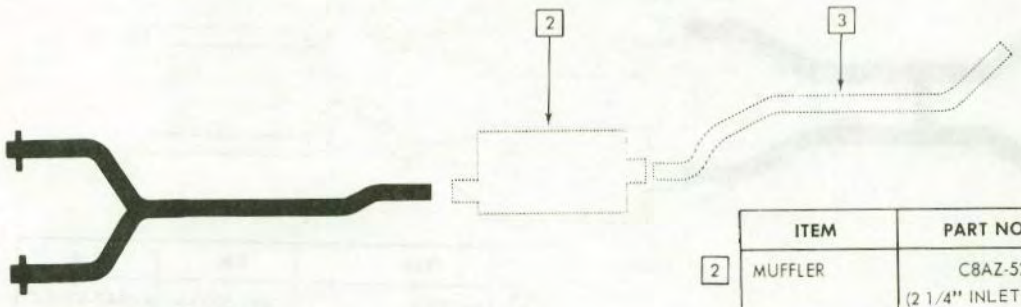

	ITEM	PART NO.
2	MUFFLER	C8AZ-5230-E (2 1/4" INLET DIA.)
3	OUTLET PIPE	★C8AZ-5255-L

E-F-21

♦ Use D1AZ 5A231-A in U.S. only; use C000 5253-F in Canada

▲ Use D1AZ 5A231-C in U.S. only; use C000 5253-E in Canada

COPYRIGHT © 1975 — FORD MOTOR COMPANY — DEARBORN, MICHIGAN

FINAL ISSUE

1968 FORD—8 CYL. 427-4B SEDAN, HARDTOP, & CONVERTIBLE

CONSOLIDATED SERVICE REPLACEMENT (REPLACES ORIGINAL SERVICE SYSTEM BELOW)

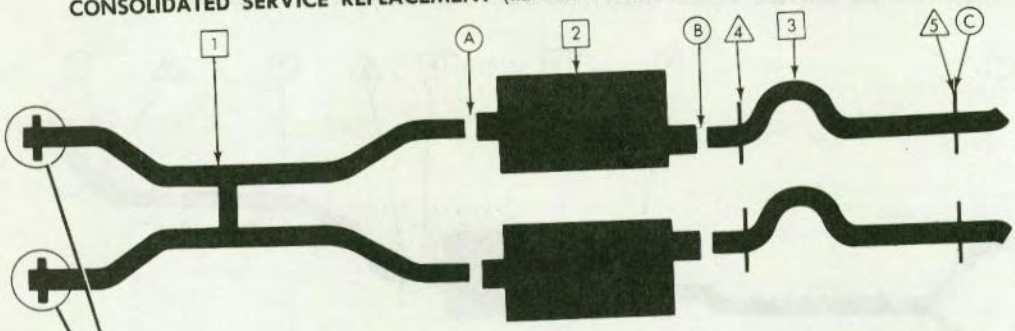

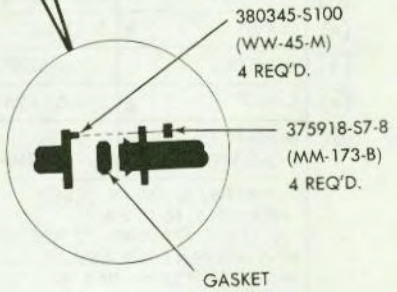

	ITEM	L.H.	R.H.
1	INLET PIPE	★C8AZ-5246-H	
A	CLAMP ♦	D1AZ-5A231-A	D1AZ-5A231-A
2	MUFFLER	C7AZ-5230-AH	C7AZ-5230-AH
B	CLAMP ▲	D1AZ-5A231-C	D1AZ-5A231-C
4	BRACKET & INSULATOR ASSY.	C7AZ-5260-G	C7AZ-5260-G
	381877-S2 (UU-52-AF) SCREW - HEX HD. 5/16-18 x 3/4 (2) REQ'D. ATT. BRKT. TO PIPE ★C7SA-5299-A PLATE ASSY. ★40980-S2 SCREW - HEX HD. 3/8-16 x 1 (2) REQ'D. ATT. BRKT. & PLATE TO CROSS MEMBER		
3	OUTLET PIPE	DOAZ-5255-R	DOAZ-5255-S
5	BRACKET ASSY.	C7AZ-5260-E	C7AZ-5260-D
	C8AZ-5266-A PLATE (2) REQ'D. 39885-S8 (U-263-E) SCREW - HEX HD. 3/8-16 x 1/2 (2) REQ'D. ATT. BRKT. TO FRAME		
C	CLAMP ▲	D1AZ-5A231-C	D1AZ-5A231-C

Consolidated muffler and outlet pipe must be used together as a matched pair. They will not mate with original service components.

ORIGINAL SERVICE SYSTEM (REPLACED BY CONSOLIDATED SYSTEM ABOVE)

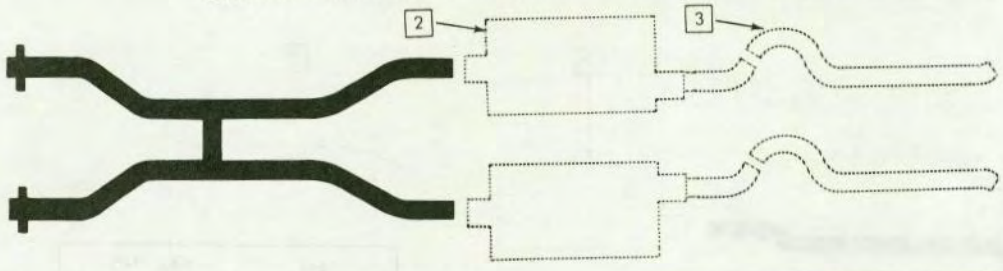

	ITEM	L.H.	R.H.
2	MUFFLER	★C8AZ-5230-A	★C8AZ-5230-C
3	OUTLET PIPE	★C8AZ-5255-Z	★C8AZ-5255-U

E-F-20

♦ Use D1AZ 5A231-A in U.S. only; use C000 5253-F in Canada
▲ Use D1AZ 5A231-C in U.S. only; use C000 5253-E in Canada

1968 FORD—8 CYL. 428-4B SEDAN (POLICE CAR ONLY)

CONSOLIDATED SERVICE REPLACEMENT (REPLACES ORIGINAL SERVICE SYSTEM BELOW)

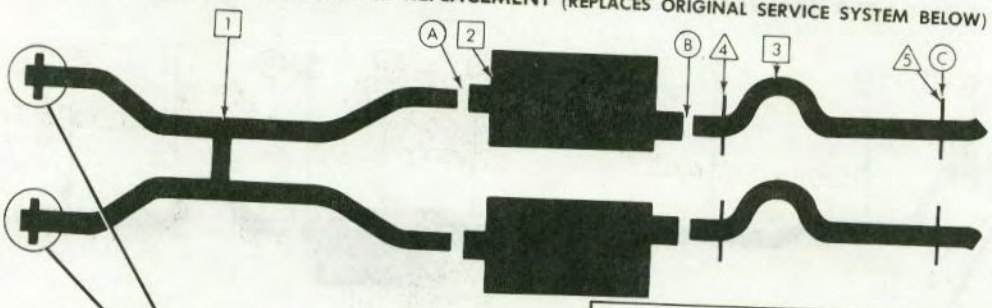

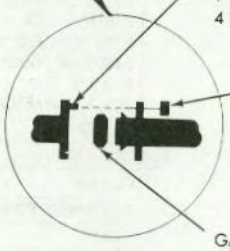

	ITEM	L.H.	R.H.
1	INLET PIPE	C8AZ-5246-D	
A	CLAMP ▲	D1AZ-5A231-C	D1AZ-5A231-C
2	MUFFLER	C7AZ-5230-AH	C7AZ-5230-AH
B	CLAMP ▲	D1AZ-5A231-C	D1AZ-5A231-C
4	BRACKET & INSULATOR ASSY.	C7AZ-5260-G	C7AZ-5260-G
	381877-S2 (UU-52-AF) SCREW - HEX HD. 5/16-18 x 3/4 (2) REQ'D. ATT. BRKT. TO PIPE ★C7SA-5299-A PLATE ASSY. ★40980-S2 SCREW - HEX HD. 3/8-16 x 1 (2) REQ'D. ATT. BRKT. & PLATE TO CROSS MEMBER		
3	OUTLET PIPE	DOAZ-5255-R	DOAZ-5255-S
5	BRACKET ASSY.	C7AZ-5260-E	C7AZ-5260-D
	39885-S2 (U-263-E) SCREW - HEX HD. 3/8-16 x 1/2 (2) REQ'D. ATT. BRKT. TO FRAME C8AZ-5266-A PLATE (2) REQ'D.		
C	CLAMP ▲	D1AZ-5A231-C	D1AZ-5A231-C

Original equipment muffler and outlet pipe are a welded assembly. To service this assembly you must replace it with both parts (muffler and outlet pipe) used together.

Consolidated muffler and outlet pipe must be used together as a matched pair. They will not mate with original service components.

ORIGINAL SERVICE SYSTEM (REPLACED BY CONSOLIDATED SYSTEM ABOVE)

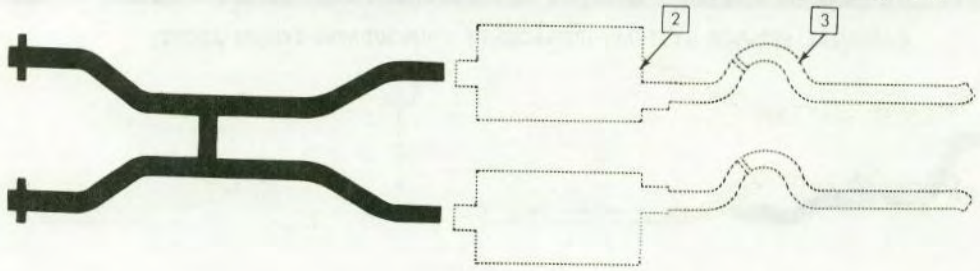

	ITEM	L.H.	R.H.
2	MUFFLER	★C8AZ-5230-A	★C8AZ-5230-C
3	OUTLET PIPE	★C8AZ-5255-Z	★C8AZ-5255-U

E-F-22

▲ Use D1AZ 5A231-C in U.S. only; use C000 5253-E in Canada

COPYRIGHT © 1975 — FORD MOTOR COMPANY — DEARBORN, MICHIGAN

HALPERT_AUCTIONS

1968 FAIRLANE/TORINO—6 CYL. 200-1B SEDAN, HARDTOP & CONVERTIBLE

CONSOLIDATED SERVICE REPLACEMENT (REPLACES ORIGINAL SERVICE SYSTEM BELOW)

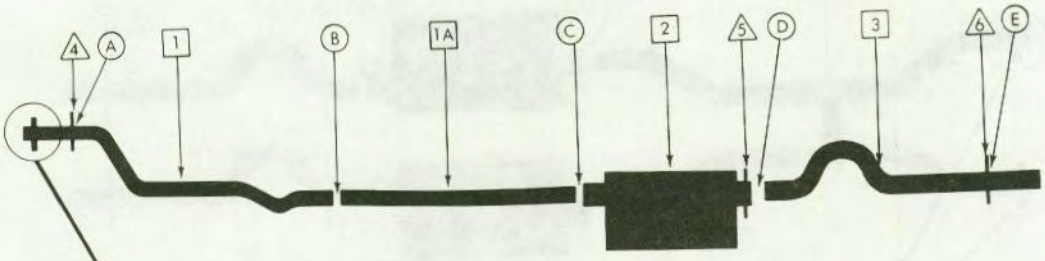

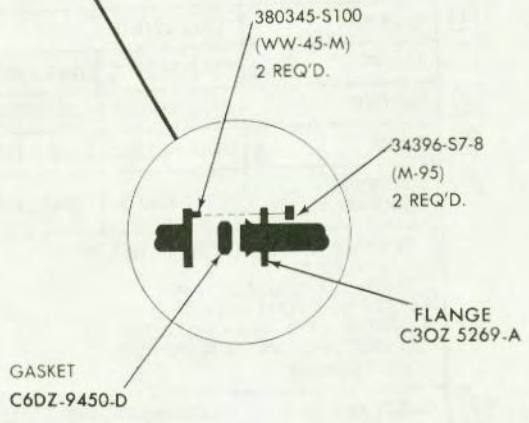

	ITEM	PART NUMBER
4	BRACKET & INSULATOR ASSY.	C7OZ-5277-A
	20348-S7 (B-77) BOLT - HEX HD. 3/8-16 x 3/4 ATT. CLAMP & WASHER TO BLOCK 34807-S8 (X-66) WASHER - LOCK #12-3/8 O.D. ATT. CLAMP TO BLOCK	
A	CLAMP ▲	D1AZ-5A231-C
1	INLET PIPE	C8OZ-5246-A
B	CLAMP ▲	D1AZ-5A231-C
1A	INTERMED. PIPE	D3OZ-5A212-B
C	CLAMP ▲	D1AZ-5A231-C
2	MUFFLER	DOZZ-5230-N
5	BRACKET & INSULATOR ASSY.	C8OZ-5260-D
	381877-S2 (UU-52-AF) SCREW - HEX HD. 5/16-18 x 3/4 (4) REQ'D. ATT. BRKT. TO MUFFLER & FLOOR PAN	
D	CLAMP ▲	D1AZ-5A231-C
3	OUTLET PIPE	DOOZ-5255-E
6	BRACKET & INSULATOR ASSY.	C8OZ-5260-A
	381877-S2 (UU-52-AF) SCREW - HEX HD. 5/16-18 x 3/4 (2) REQ'D. ATT. BRKT. TO SIDE RAIL	
E	CLAMP ▲	D1AZ-5A231-C

Original equipment and original service muffler, intermediate pipe and outlet pipe are a welded assembly. To service this assembly you must replace it with all three parts (muffler, intermediate pipe and outlet pipe) used together.

ORIGINAL SERVICE SYSTEM (REPLACED BY CONSOLIDATED SYSTEM ABOVE)

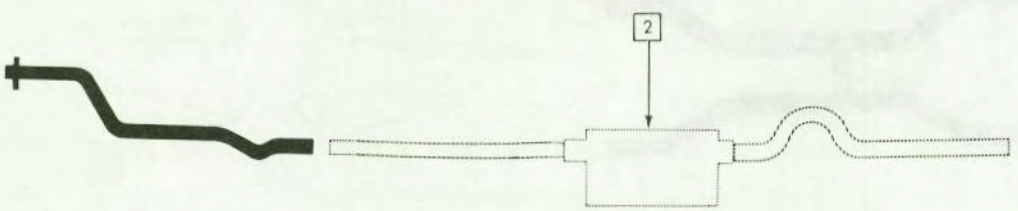

	ITEM	PART NO.
2	MUFFLER	★C8OZ-5230-L

E-C-8

▲ Use D1AZ 5A231-C in U.S. only; use C000 5253-E in Canada

HALPERT_AUCTIONS

1968 FAIRLANE/TORINO—6 CYL. 200-1B RANCHERO & STATION WAGON

CONSOLIDATED SERVICE REPLACEMENT (REPLACES ORIGINAL SERVICE SYSTEM BELOW)

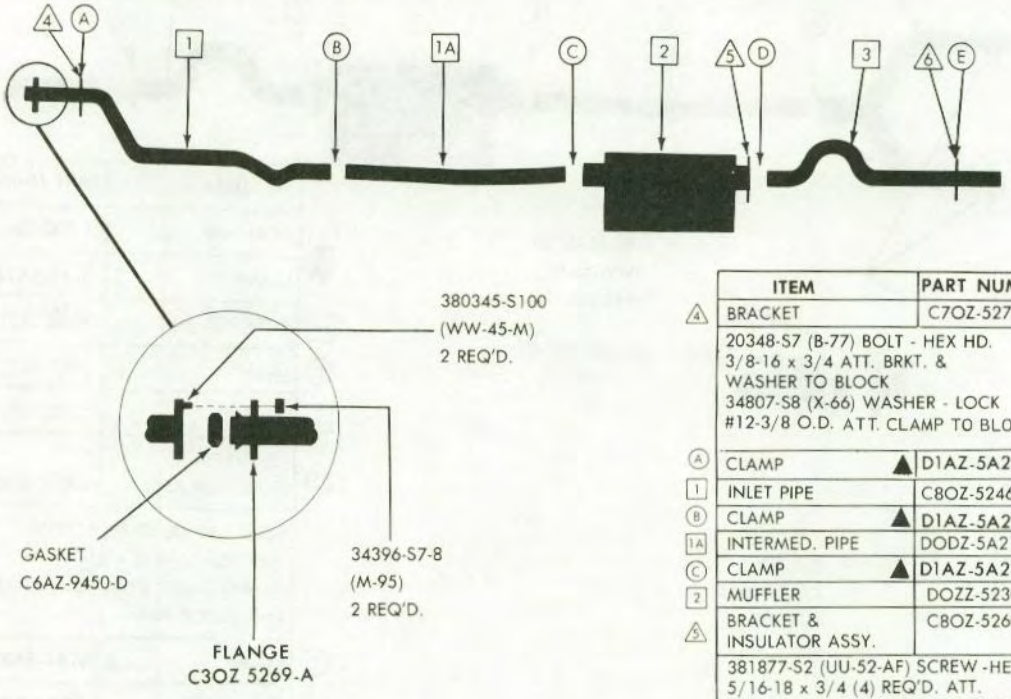

	ITEM	PART NUMBER
4	BRACKET	C7OZ-5277-A
	20348-S7 (B-77) BOLT - HEX HD. 3/8-16 x 3/4 ATT. BRKT. & WASHER TO BLOCK 34807-S8 (X-66) WASHER - LOCK #12-3/8 O.D. ATT. CLAMP TO BLOCK	
A	CLAMP ▲	D1AZ-5A231-C
1	INLET PIPE	C8OZ-5246-A
B	CLAMP ▲	D1AZ-5A231-C
1A	INTERMED. PIPE	DODZ-5A212-A
C	CLAMP ▲	D1AZ-5A231-C
2	MUFFLER	DOZZ-5230-N
5	BRACKET & INSULATOR ASSY.	C8OZ-5260-C
	381877-S2 (UU-52-AF) SCREW - HEX HD. 5/16-18 x 3/4 (4) REQ'D. ATT. BRKT. TO MUFFLER & FLOOR PAN	
D	CLAMP ▲	D1AZ-5A231-C
3	OUTLET PIPE	DODZ-5255-A
6	BRACKET & INSULATOR ASSY.	C7OZ-5260-B (RANCHERO) C7OZ-5260-D (STA. WAG.)
	381877-S2 (UU-52-AF) SCREW - HEX HD. 5/16-18 x 3/4 (2) REQ'D. ATT. BRKT. TO SIDE RAIL	
E	CLAMP ▲	D1AZ-5A231-C

Original equipment and original service muffler, intermediate pipe and outlet pipe are a welded assembly. To service this assembly you must replace it with all three parts (muffler, intermediate pipe and outlet pipe) used together.

ORIGINAL SERVICE SYSTEM (REPLACED BY CONSOLIDATED SYSTEM ABOVE)

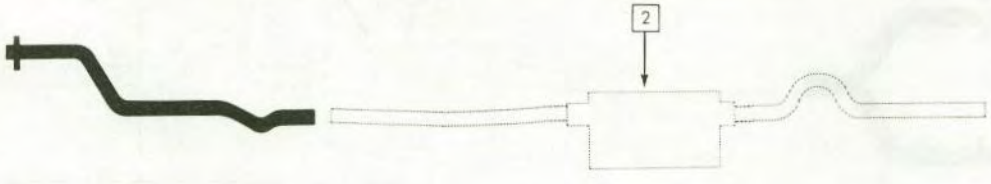

	ITEM	PART NUMBER
2	MUFFLER	◀C8OZ-5230-K

E-C-7

▲ Use D1AZ 5A231-C in U.S. only; use C000 5253-E in Canada

COPYRIGHT © 1975 — FORD MOTOR COMPANY — DEARBORN, MICHIGAN

HALPERT_AUCTIONS

1968 FAIRLANE/TORINO—8 CYL. 289-2B & 302-2B SEDAN & HARDTOP

CONSOLIDATED SERVICE REPLACEMENT (REPLACES ORIGINAL SERVICE SYSTEM BELOW)

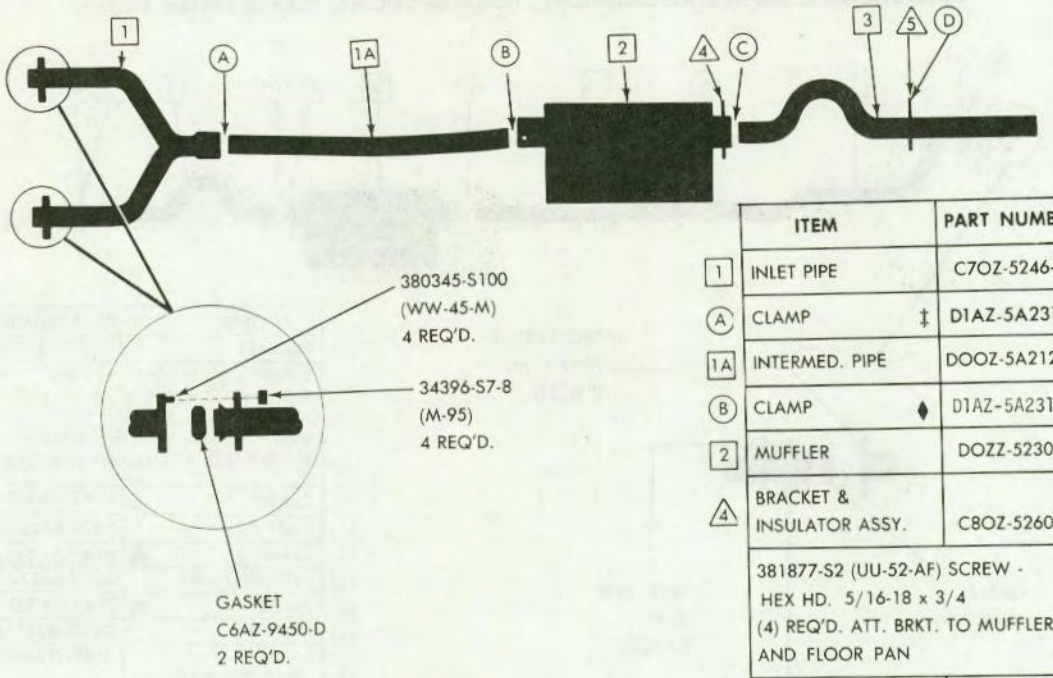

	ITEM	PART NUMBER
1	INLET PIPE	C7OZ-5246-R
A	CLAMP ‡	D1AZ-5A231-D
1A	INTERMED. PIPE	DOOZ-5A212-G
B	CLAMP ♦	D1AZ-5A231-A
2	MUFFLER	DOZZ-5230-R
4	BRACKET & INSULATOR ASSY.	C8OZ-5260-D
	381877-S2 (UU-52-AF) SCREW - HEX HD. 5/16-18 x 3/4 (4) REQ'D. ATT. BRKT. TO MUFFLER AND FLOOR PAN	
C	CLAMP ▲	D1AZ-5A231-C
3	OUTLET PIPE	DOOZ-5255-C
5	BRACKET & INSULATOR ASSY.	C8OZ-5260-A
	381877-S2 (UU-52-AF) SCREW - HEX HD. 5/16-18 x 3/4 ATT. BRKT. TO SIDE RAIL	
D	CLAMP ▲	D1AZ-5A231-C

Original equipment and original service muffler, intermediate pipe and outlet pipe are a welded assembly. To service this assembly you must replace it with all three parts (muffler, intermediate pipe and outlet pipe) used together.

ORIGINAL SERVICE SYSTEM (REPLACED BY CONSOLIDATED SYSTEM ABOVE)

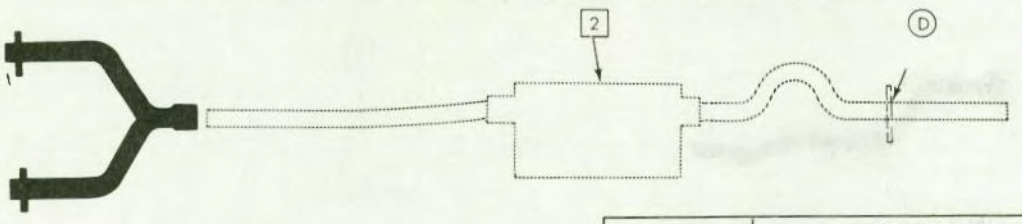

	ITEM	PART NUMBER
2	MUFFLER	★ C8OZ-5230-J (BEFORE 12-15-67) ★ C8OZ-5230-M (FROM 12-15-67)
D	CLAMP	♦ D1AZ-5A231-A

E-C-14

‡ Use D1AZ 5A231-D in U.S. only; use C000 5253-G in Canada
♦ Use D1AZ 5A231-A in U.S. only; use C000 5253-F in Canada
▲ Use D1AZ 5A231-C in U.S. only; use C000 5253-E in Canada

HALPERT_AUCTIONS

1968 FAIRLANE/TORINO—8 CYL. 289-2B & 302-2B
STATION WAGON & RANCHERO
CONSOLIDATED SERVICE REPLACEMENT (REPLACES ORIGINAL SERVICE SYSTEM BELOW)

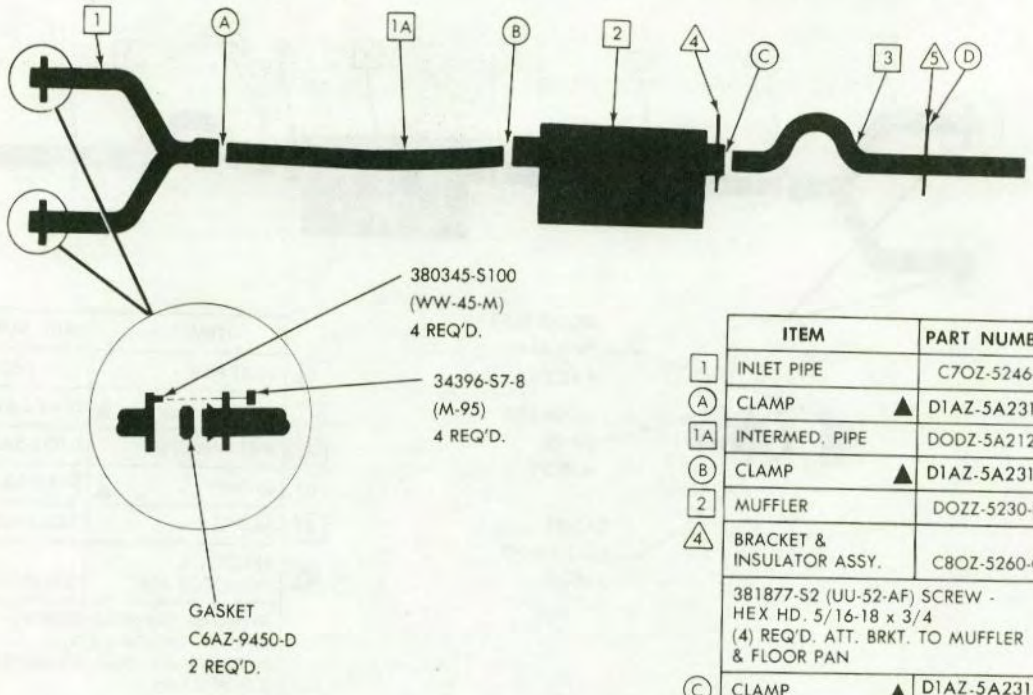

	ITEM	PART NUMBER
1	INLET PIPE	C7OZ-5246-L
A	CLAMP ▲	D1AZ-5A231-C
1A	INTERMED. PIPE	DODZ-5A212-A
B	CLAMP ▲	D1AZ-5A231-C
2	MUFFLER	DOZZ-5230-N
4	BRACKET & INSULATOR ASSY.	C8OZ-5260-C
	381877-S2 (UU-52-AF) SCREW - HEX HD. 5/16-18 x 3/4 (4) REQ'D. ATT. BRKT. TO MUFFLER & FLOOR PAN	
C	CLAMP ▲	D1AZ-5A231-C
3	OUTLET PIPE	DODZ-5255-A
5	BRACKET & INSULATOR ASSY.	C7DZ-5260-B (RANCHERO) C7OZ-5260-D (S/W)
	381877-S2 (UU-52-AF) SCREW - HEX HD. 5/16-18 x 3/4 (2) REQ'D. ATT. BRKT. TO SIDE RAIL	
D	CLAMP ▲	D1AZ-5A231-C

Original equipment and original service muffler, intermediate pipe and outlet pipe are a welded assembly. To service this assembly you must replace it with all three parts (muffler, intermediate pipe and outlet pipe) used together.

ORIGINAL SERVICE SYSTEM (REPLACED BY CONSOLIDATED SYSTEM ABOVE)

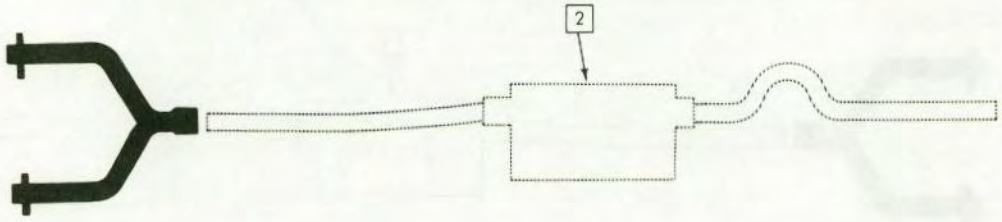

	ITEM	PART NUMBER
2	MUFFLER	★ C8OZ-5230-E

E-C-12

▲ Use D1AZ 5A231-C in U.S. only; use C000 5253-E in Canada

COPYRIGHT © 1975 — FORD MOTOR COMPANY — DEARBORN, MICHIGAN

HALPERT_AUCTIONS

1968 FAIRLANE/TORINO—8 CYL. 289-2B & 302-2B CONVERTIBLE

CONSOLIDATED SERVICE REPLACEMENT (REPLACES ORIGINAL SERVICE SYSTEM BELOW)

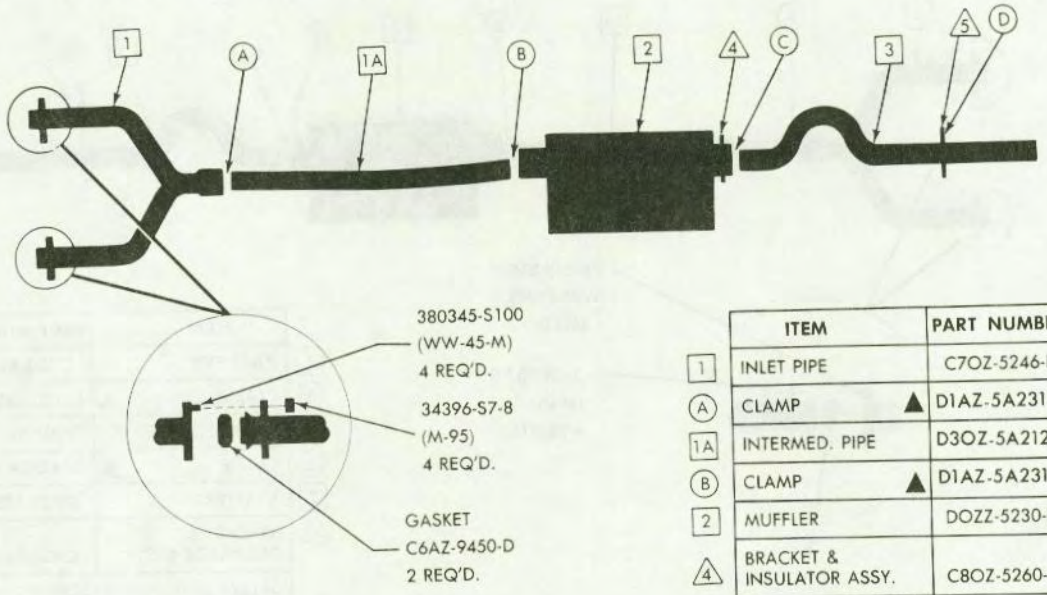

	ITEM	PART NUMBER
1	INLET PIPE	C7OZ-5246-L
A	CLAMP ▲	D1AZ-5A231-C
1A	INTERMED. PIPE	D3OZ-5A212-B
B	CLAMP ▲	D1AZ-5A231-C
2	MUFFLER	DOZZ-5230-N
4	BRACKET & INSULATOR ASSY.	C8OZ-5260-D
	381877-S2 (UU-52-AF) SCREW - HEX HD. 5/16-18 x 3/4 (4) REQ'D. ATT. BRKT. TO MUFFLER & FLOOR PAN	
C	CLAMP ▲	D1AZ-5A231-C
3	OUTLET PIPE	DOOZ-5255-E
5	BRACKET & INSULATOR ASSY.	C8OZ-5260-A
	381877-S2 (UU-52-AF) SCREW - HEX HD. 5/16-18 x 3/4 ATT. BRKT. TO SIDE RAIL	
D	CLAMP ▲	D1AZ-5A231-C

Original equipment and original service muffler, intermediate pipe and outlet pipe are a welded assembly. To service this assembly you must replace it with all three parts (muffler, intermediate pipe and outlet pipe) used together.

ORIGINAL SERVICE SYSTEM (REPLACED BY CONSOLIDATED SYSTEM ABOVE)

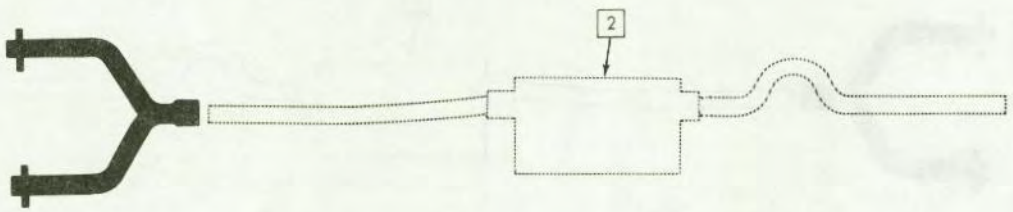

	ITEM	PART NUMBER
2	MUFFLER	★C8OZ-5230-F

E-C-13

▲ Use D1AZ 5A231-C in U.S. only; use C000 5253-E in Canada

HALPERT_AUCTIONS

1968 FAIRLANE/TORINO—8 CYL. 390-2B SEDAN & HARDTOP

CONSOLIDATED SERVICE REPLACEMENT (REPLACES ORIGINAL SERVICE SYSTEM BELOW)

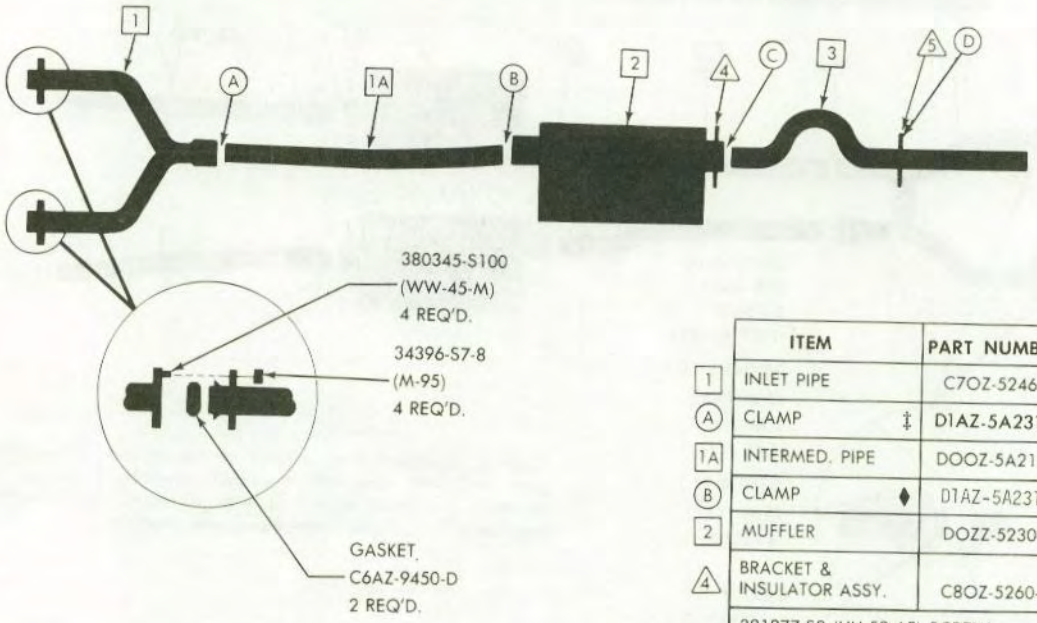

	ITEM	PART NUMBER
1	INLET PIPE	C7OZ-5246-M
A	CLAMP ‡	D1AZ-5A231-D
1A	INTERMED. PIPE	DOOZ-5A212-F
B	CLAMP ♦	D1AZ-5A231-A
2	MUFFLER	DOZZ-5230-R
4	BRACKET & INSULATOR ASSY.	C8OZ-5260-D
	381877-S2 (UU-52-AF) SCREW - HEX HD. 5/16-18 x 3/4 (4) REQ'D. ATT. BRKT. TO MUFFLER & FLOOR PAN	
C	CLAMP ▲	D1AZ-5A231-C
3	OUTLET PIPE	DOOZ-5255-E
5	BRACKET & INSULATOR ASSY.	C8OZ-5260-A
	381877-S2 (UU-52-AF) SCREW - HEX HD. 5/16-18 x 3/4 ATT. BRKT. TO SIDE RAIL	
D	CLAMP ▲	D1AZ-5A231-C

Original equipment and original service muffler, intermediate pipe and outlet pipe are a welded assembly. To service this assembly you must replace it with all three parts (muffler, intermediate pipe and outlet pipe) used together.

ORIGINAL SERVICE SYSTEM (REPLACED BY CONSOLIDATED SYSTEM ABOVE)

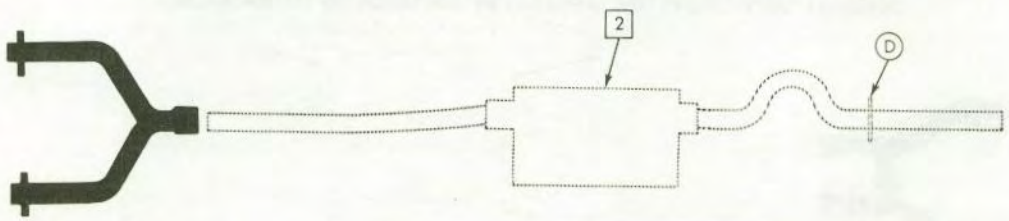

	ITEM	PART NUMBER
2	MUFFLER	★C8OZ-5230-H (BEFORE 12-15-67) ★C8OZ-5230-N (FROM 12-15-67)
D	CLAMP	C7OZ-5A231-A

E-C-11

‡ Use D1AZ 5A231-D in U.S. only; use C000 5253-G in Canada

♦ Use D1AZ 5A231-A in U.S. only; use C000 5253-F in Canada

▲ Use D1AZ 5A231-C in U.S. only; use C000 5253-E in Canada

COPYRIGHT © 1975 — FORD MOTOR COMPANY — DEARBORN, MICHIGAN

FINAL ISSUE

HALPERT_AUCTIONS

1968 FAIRLANE/TORINO—8 CYL. 390-2B & 4B SEDAN, HARDTOP & CONVERTIBLE (INCLUDES MODELS WITH 390-2B & DUAL EXHAUST KIT)

CONSOLIDATED SERVICE REPLACEMENT (REPLACES ORIGINAL SERVICE SYSTEM BELOW)

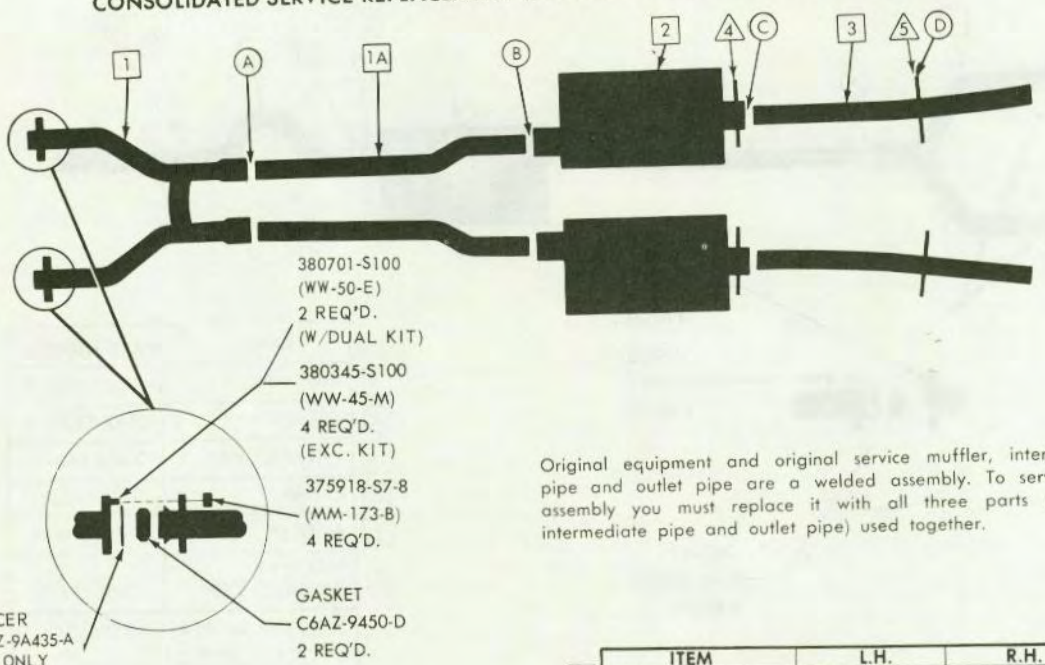

Original equipment and original service muffler, intermediate pipe and outlet pipe are a welded assembly. To service this assembly you must replace it with all three parts (muffler, intermediate pipe and outlet pipe) used together.

	ITEM	L.H.	R.H.
C	CLAMP ▲	D1AZ-5A231-C	D1AZ-5A231-C
3	OUTLET PIPE	D0OZ-5255-C (EXC. KIT) D0OZ-5255-E (W/DUAL KIT)	D0OZ-5255-D (EXC. KIT) D0OZ-5255-F (W/DUAL KIT)
5	BRACKET & INSULATOR ASSY.	C8OZ-5260-A	C8OZ-5260-B
	381877-S2 (UU-52-AF) SCREW - HEX HD. 5/16-18 x 3/4 (4) REQ'D. ATT. BRKT. TO SIDE RAIL		
D	CLAMP ▲	D1AZ-5A231-C	D1AZ-5A231-C

	ITEM	L.H.	R.H.
1	INLET PIPE	C7OZ-5246-N	
A	CLAMP ▲	D1AZ-5A231-C	D1AZ-5A231-C
1A	INTERMED. PIPE	D0OZ-5A212-B (EXC. KIT) D0OZ-5A212-D (W/DUAL KIT)	D0OZ-5A212-B (EXC. KIT) D0OZ-5A212-D (W/DUAL KIT)
B	CLAMP ♦	D1AZ-5A231-A	D1AZ-5A231-A
2	MUFFLER	D0ZZ-5230-R	D0ZZ-5230-R
4	BRACKET & INSULATOR ASSY.	C8OZ-5260-E	C8OZ-5260-E
	381877-S2 (UU-52-AF) SCREW - HEX HD. 5/16-18 x 3/4 (4) REQ'D. ATT. BRKT. TO MUFFLER & FLOOR PAN		

ORIGINAL SERVICE SYSTEM (REPLACED BY CONSOLIDATED SYSTEM ABOVE)

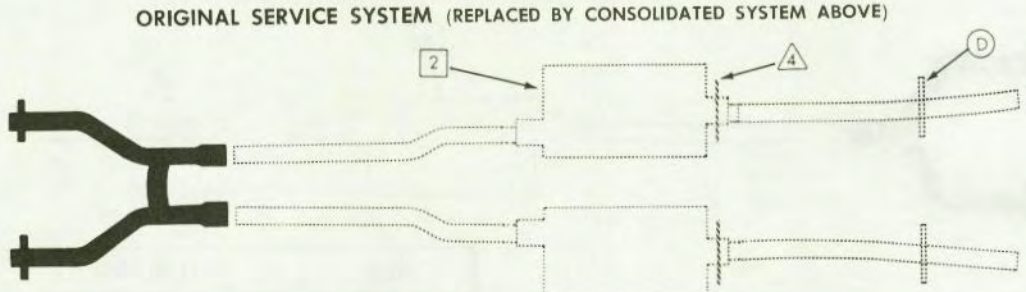

	ITEM	L.H.	R.H.
2	MUFFLER	★C8OZ-5230-T (EXC. KIT) ★C9OZ-5230-N (W/DUAL KIT)	★C8OZ-5230-R (EXC. KIT) ★C9OZ-5230-M (W/DUAL KIT)
4	BRACKET & INSULATOR ASSY.	C8OZ-5260-D (W/DUAL KIT)	C8OZ-5260-D (W/DUAL KIT)
D	CLAMP ♦	D1AZ-5A231-A	D1AZ-5A231-A

E-C-17

▲ Use D1AZ 5A231-C in U.S. only; use C000 5253-E in Canada

♦ Use D1AZ 5A231-A in U.S. only; use C000 5253-F in Canada

HALPERT_AUCTIONS

1968 FAIRLANE/TORINO—8 CYL. 390-2B & 4B STATION WAGON & RANCHERO

CONSOLIDATED SERVICE REPLACEMENT (REPLACES ORIGINAL SERVICE SYSTEM BELOW)

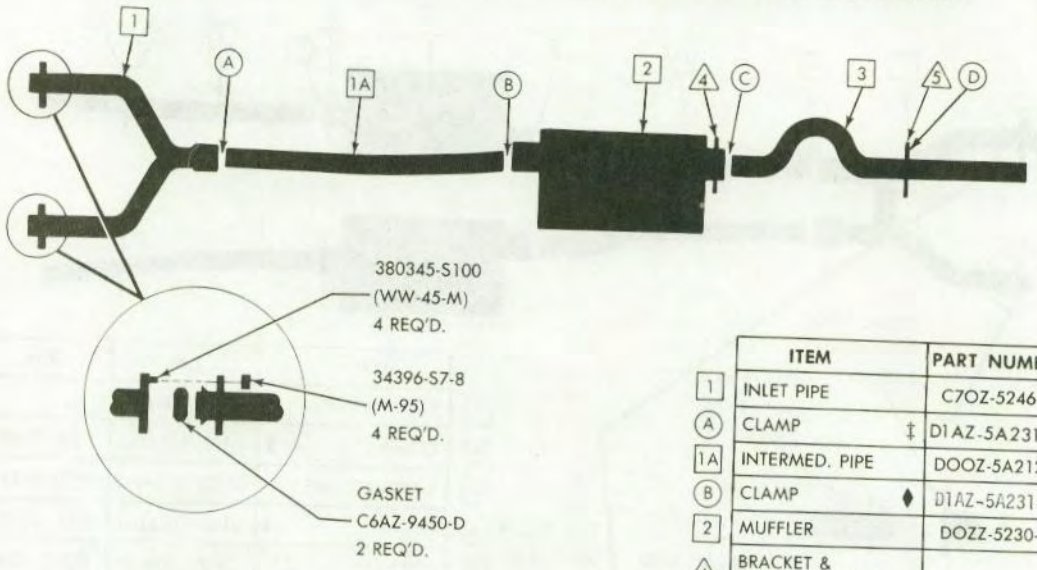

	ITEM	PART NUMBER
1	INLET PIPE	C7OZ-5246-M
A	CLAMP ‡	D1AZ-5A231-D
1A	INTERMED. PIPE	DOOZ-5A212-F
B	CLAMP ♦	D1AZ-5A231-A
2	MUFFLER	DOZZ-5230-R
4	BRACKET & INSULATOR ASSY.	C8OZ-5260-C
	381877-S2 (UU-52-AF) SCREW - HEX HD. 5/16-18 x 3/4 (4) REQ'D. ATT. BRKT. TO MUFFLER & FLOOR PAN	
C	CLAMP ▲	D1AZ-5A231-C
3	OUTLET PIPE	DODZ-5255-A
5	BRACKET & INSULATOR ASSY.	C7DZ-5260-B (RANCHERO) C7OZ-5260-D (STA. WAG.)
	381877-S2 (UU-52-AF) SCREW - HEX HD. 5/16-18 x 3/4 ATT. BRKT. TO SIDE RAIL	
D	CLAMP ▲	D1AZ-5A231-C

Original equipment and original service muffler, intermediate pipe and outlet pipe are a welded assembly. To service this assembly you must replace it with all three parts (muffler, intermediate pipe and outlet pipe) used together.

ORIGINAL SERVICE SYSTEM (REPLACED BY CONSOLIDATED SYSTEM ABOVE)

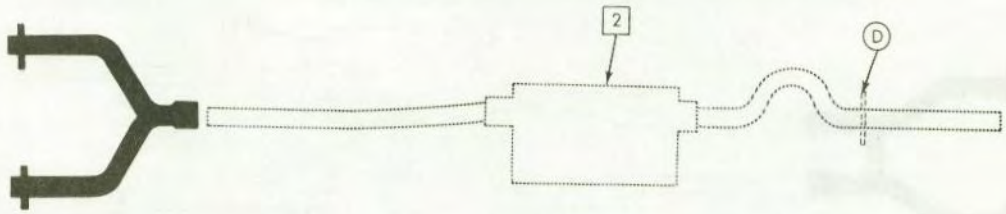

	ITEM	PART NUMBER
2	MUFFLER	★C8OZ-5230-G
D	CLAMP	C7OZ-5A231-A

E-C-10

‡ Use D1AZ 5A231-D in U.S. only; use C000 5253-G in Canada
♦ Use D1AZ 5A231-A in U.S. only; use C000 5253-F in Canada
▲ Use D1AZ 5A231-C in U.S. only; use C000 5253-E in Canada

COPYRIGHT © 1975 — FORD MOTOR COMPANY — DEARBORN, MICHIGAN

FINAL ISSUE

HALPERT_AUCTIONS

1968 FAIRLANE/TORINO—8 CYL. 427-4B

CONSOLIDATED SERVICE REPLACEMENT (REPLACES ORIGINAL SERVICE SYSTEM BELOW)

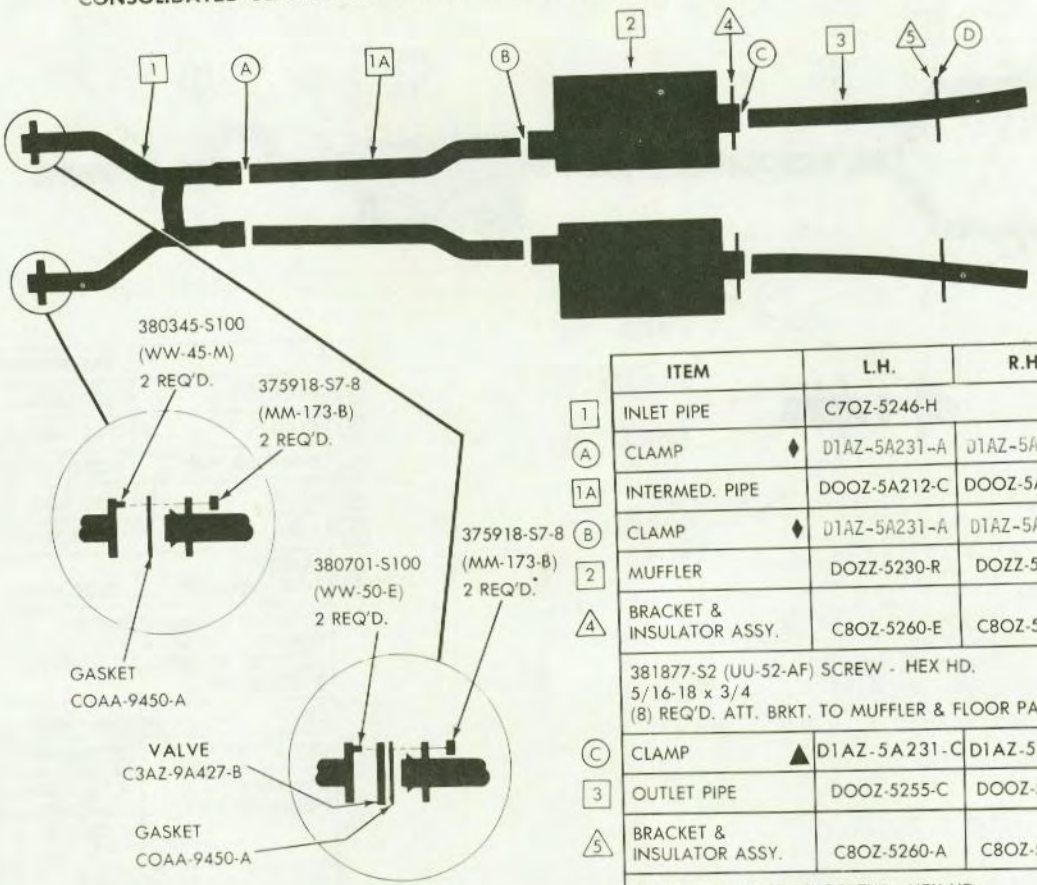

	ITEM	L.H.	R.H.
1	INLET PIPE	C7OZ-5246-H	
A	CLAMP ♦	D1AZ-5A231-A	D1AZ-5A231-A
1A	INTERMED. PIPE	DOOZ-5A212-C	DOOZ-5A212-C
B	CLAMP ♦	D1AZ-5A231-A	D1AZ-5A231-A
2	MUFFLER	DOZZ-5230-R	DOZZ-5230-R
4	BRACKET & INSULATOR ASSY.	C8OZ-5260-E	C8OZ-5260-E
	381877-S2 (UU-52-AF) SCREW - HEX HD. 5/16-18 x 3/4 (8) REQ'D. ATT. BRKT. TO MUFFLER & FLOOR PAN		
C	CLAMP ▲	D1AZ-5A231-C	D1AZ-5A231-C
3	OUTLET PIPE	DOOZ-5255-C	DOOZ-5255-D
5	BRACKET & INSULATOR ASSY.	C8OZ-5260-A	C8OZ-5260-B
	381877-S2 (UU-52-AF) SCREW - HEX HD. 5/16-18 x 3/4 (4) REQ'D. ATT. BRKT. TO SIDE RAIL		
D	CLAMP ▲	D1AZ-5A231-C	D1AZ-5A231-C

Original equipment and original service muffler, intermediate pipe and outlet pipe are a welded assembly. To service this assembly you must replace it with all three parts (muffler, intermediate pipe and outlet pipe) used together.

ORIGINAL SERVICE SYSTEM (REPLACED BY CONSOLIDATED SYSTEM ABOVE)

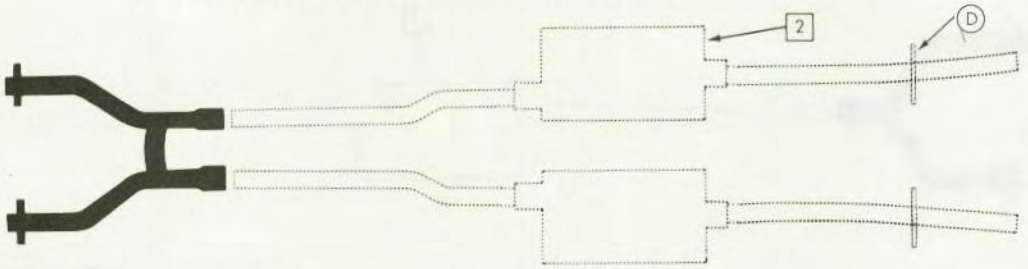

	ITEM	L.H.	R.H.
2	MUFFLER	★C8OZ-5230-D (BEFORE 1-2-68) ★C8OZ-5230-U (FROM 1-2-68)	★C8OZ-5230-S
D	CLAMP ♦	D1AZ-5A231-A	D1AZ-5A231-A

E-C-16

♦ Use D1AZ 5A231-A in U.S. only; use C000 5253-F in Canada

▲ Use D1AZ 5A231-C in U.S. only; use C000 5253-E in Canada

1968 FAIRLANE/TORINO—8 CYL. 428-4B CJ

CONSOLIDATED SERVICE REPLACEMENT (REPLACES ORIGINAL SERVICE SYSTEM BELOW)

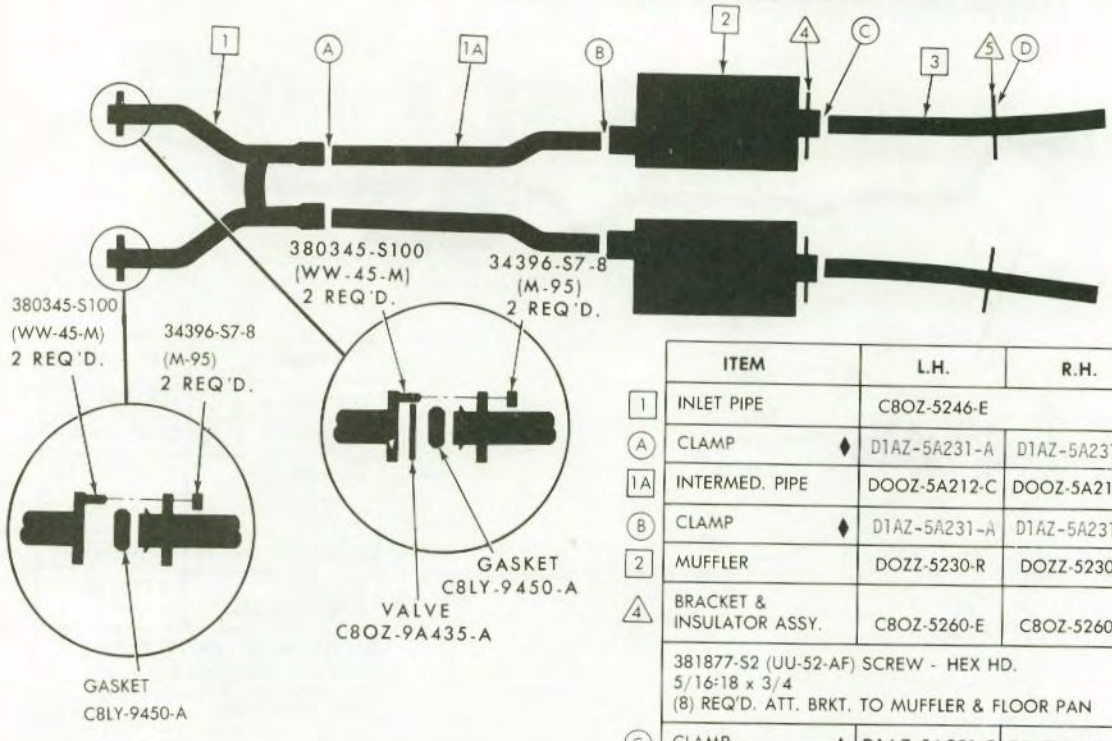

	ITEM	L.H.	R.H.
1	INLET PIPE	C8OZ-5246-E	
A	CLAMP ♦	D1AZ-5A231-A	D1AZ-5A231-A
1A	INTERMED. PIPE	DOOZ-5A212-C	DOOZ-5A212-C
B	CLAMP ♦	D1AZ-5A231-A	D1AZ-5A231-A
2	MUFFLER	DOZZ-5230-R	DOZZ-5230-R
4	BRACKET & INSULATOR ASSY.	C8OZ-5260-E	C8OZ-5260-E
	381877-S2 (UU-52-AF) SCREW - HEX HD. 5/16-18 x 3/4 (8) REQ'D. ATT. BRKT. TO MUFFLER & FLOOR PAN		
C	CLAMP ▲	D1AZ-5A231-C	D1AZ-5A231-C
3	OUTLET PIPE	DOOZ-5255-C	DOOZ-5255-D
5	BRACKET & INSULATOR ASSY.	C8OZ-5260-A	C8OZ-5260-B
	381877-S2 (UU-52-AF) SCREW - HEX HD. 5/16-18 x 3/4 (4) REQ'D. ATT. BRKT. TO SIDE RAIL		
D	CLAMP ▲	D1AZ-5A231-C	D1AZ-5A231-C

Original equipment and original service muffler, intermediate pipe and outlet pipe are a welded assembly. To service this assembly you must replace it with all three parts (muffler, intermediate pipe and outlet pipe) used together.

ORIGINAL SERVICE SYSTEM (REPLACED BY CONSOLIDATED SYSTEM ABOVE)

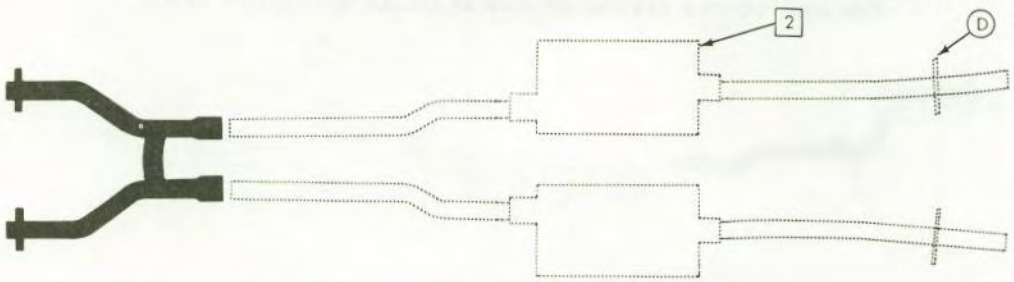

	ITEM	L.H.	R.H.
2	MUFFLER	★ C8OZ-5230-U	★C8OZ-5230-S
D	CLAMP ♦	D1AZ-5A231-A	D1AZ-5A231-A

E-C-15

♦ Use D1AZ 5A231-A in U.S. only; use C000 5253-F in Canada

▲ Use D1AZ 5A231-C in U.S. only: use C000 5253-E in Canada

COPYRIGHT © 1975 — FORD MOTOR COMPANY — DEARBORN, MICHIGAN

FINAL ISSUE

HALPERT_AUCTIONS

1968 MUSTANG—6 CYL.200-1B

CONSOLIDATED SERVICE REPLACEMENT (REPLACES ORIGINAL SERVICE SYSTEM BELOW)

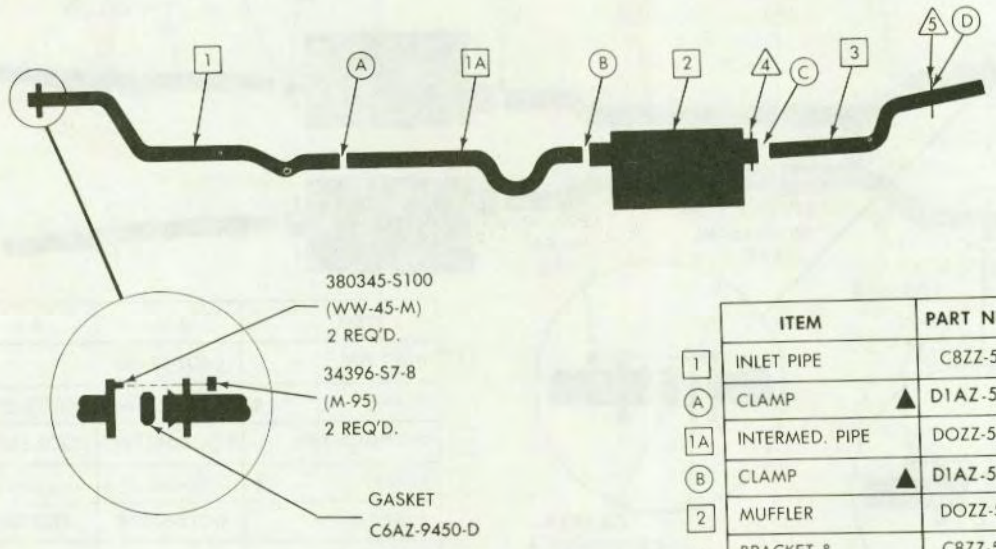

	ITEM	PART NUMBER
1	INLET PIPE	C8ZZ-5246-B
A	CLAMP ▲	D1AZ-5A231-C
1A	INTERMED. PIPE	DOZZ-5A212-D
B	CLAMP ▲	D1AZ-5A231-C
2	MUFFLER	DOZZ-5230-N
4	BRACKET & INSULATOR ASSY.	C8ZZ-5260-C
	381877-S2 (UU-52-AF) SCREW - HEX HD. 5/16-18 x 3/4 (4) REQ'D. ATT. BRKT. TO FLOOR PAN & MUFFLER	
C	CLAMP ▲	D1AZ-5A231-C
3	OUTLET PIPE	DOZZ-5255-E
5	BRACKET & INSULATOR ASSY.	C8ZZ-5260-B
	381877-S2 (UU-52-AF) SCREW - HEX HD. 5/16-18 x 3/4 (2) REQ'D. ATT. BRKT. TO SIDE RAIL	
D	CLAMP ▲	D1AZ-5A231-C

Original equipment and original service muffler, intermediate pipe and outlet pipe are a welded assembly. To service this assembly you must replace it with all three parts (muffler, intermediate pipe and outlet pipe) used together.

ORIGINAL SERVICE SYSTEM (REPLACED BY CONSOLIDATED SYSTEM ABOVE)

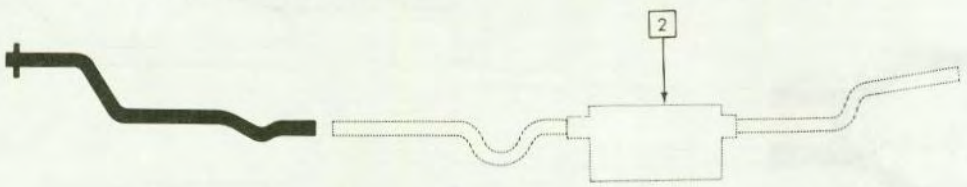

	ITEM	PART NUMBER
2	MUFFLER	★C8ZZ-5230-A

E-A-19

▲ Use D1AZ 5A231-C in U.S. only; use C000 5253-E in Canada

HALPERT_AUCTIONS

1968 MUSTANG—8 CYL. 289-2B & 302-4B

CONSOLIDATED SERVICE REPLACEMENT (REPLACES ORIGINAL SERVICE SYSTEM BELOW)

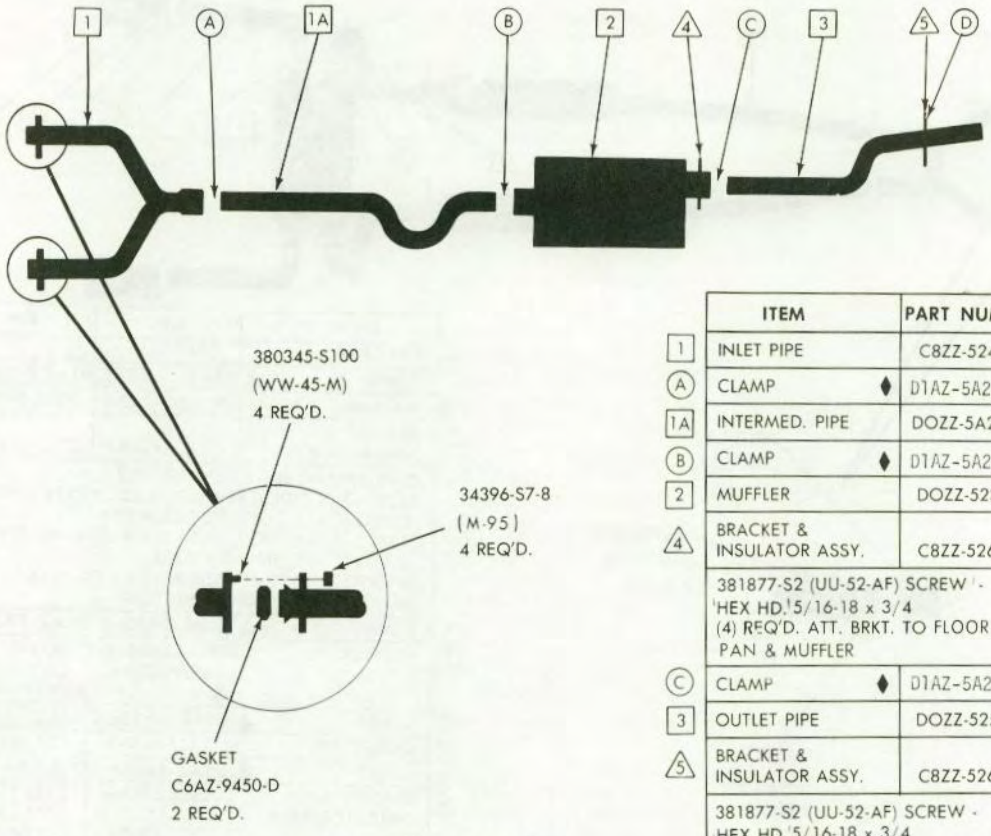

	ITEM	PART NUMBER
1	INLET PIPE	C8ZZ-5246-C
A	CLAMP ♦	D1AZ-5A231-A
1A	INTERMED. PIPE	D0ZZ-5A212-E
B	CLAMP ♦	D1AZ-5A231-A
2	MUFFLER	D0ZZ-5230-R
4	BRACKET & INSULATOR ASSY.	C8ZZ-5260-C
	381877-S2 (UU-52-AF) SCREW - HEX HD. 5/16-18 x 3/4 (4) REQ'D. ATT. BRKT. TO FLOOR PAN & MUFFLER	
C	CLAMP ♦	D1AZ-5A231-A
3	OUTLET PIPE	D0ZZ-5255-E
5	BRACKET & INSULATOR ASSY.	C8ZZ-5260-B
	381877-S2 (UU-52-AF) SCREW - HEX HD. 5/16-18 x 3/4 (4) REQ D. ATT. BRKT. TO SIDE RAIL	
D	CLAMP ▲	D1AZ-5A231-C

Original equipment and original service muffler, intermediate pipe and outlet pipe are a welded assembly. To service this assembly you must replace it with all three parts (muffler, intermediate pipe and outlet pipe) used together.

ORIGINAL SERVICE SYSTEM (REPLACED BY CONSOLIDATED SYSTEM ABOVE)

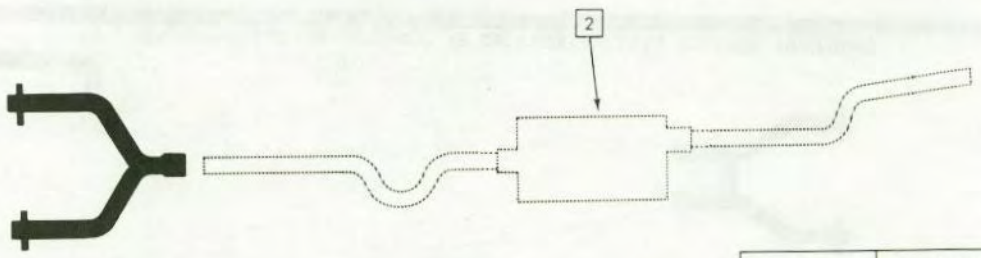

	ITEM	PART NUMBER
2	MUFFLER	★ C8ZZ-5230-B

E-A-20

♦ Use D1AZ 5A231-A in U.S. only; use C000 5253-F in Canada
▲ Use D1AZ 5A231-C in U.S. only; use C000 5253-E in Canada

COPYRIGHT © 1975 — FORD MOTOR COMPANY — DEARBORN, MICHIGAN

FINAL ISSUE

HALPERT_AUCTIONS

1968 MUSTANG—8 CYL. 289-2B GT & 302-4B GT (INCLUDES SHELBY GT-350)
(INCLUDES MODELS W/DUAL EXHAUST KIT - ✱)

CONSOLIDATED SERVICE REPLACEMENT (REPLACES ORIGINAL SERVICE SYSTEM BELOW)

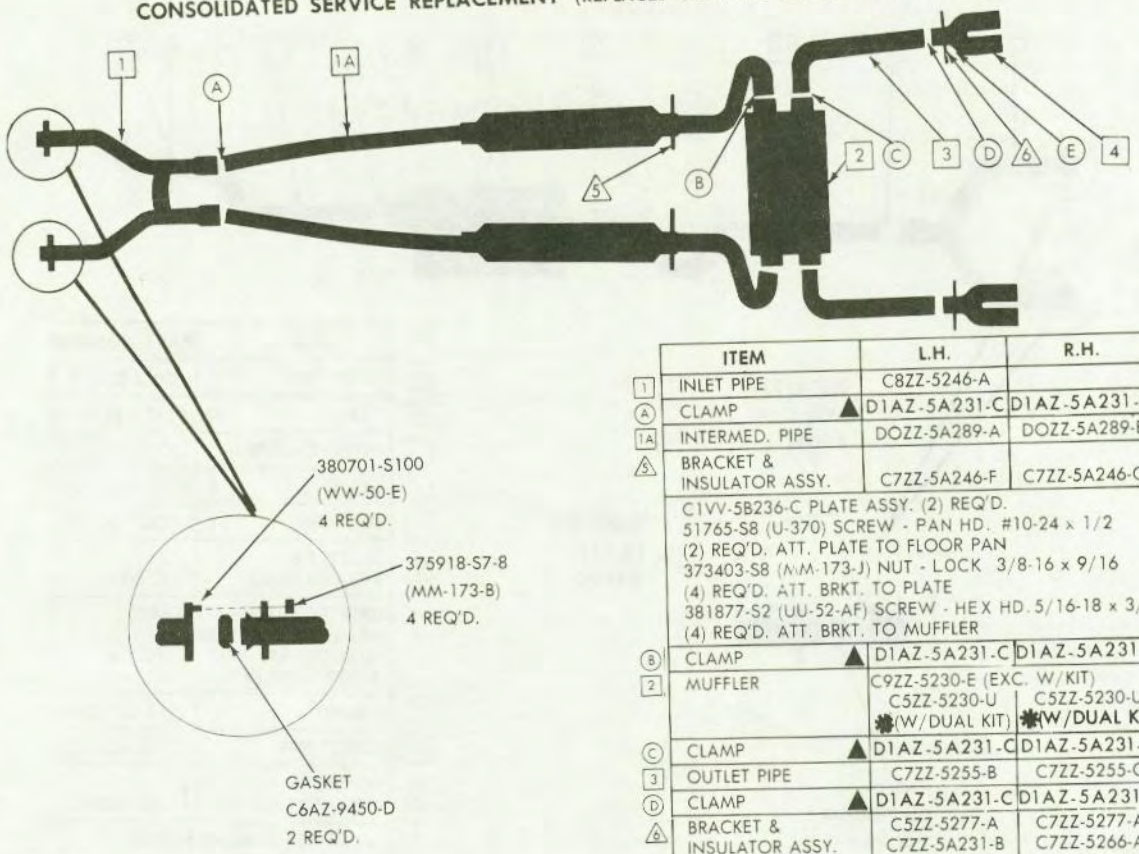

	ITEM	L.H.	R.H.
1	INLET PIPE	C8ZZ-5246-A	
A	CLAMP ▲	D1AZ-5A231-C	D1AZ-5A231-C
1A	INTERMED. PIPE	D0ZZ-5A289-A	D0ZZ-5A289-B
5	BRACKET & INSULATOR ASSY.	C7ZZ-5A246-F	C7ZZ-5A246-G
	C1VY-5B236-C PLATE ASSY. (2) REQ'D. 51765-S8 (U-370) SCREW - PAN HD. #10-24 x 1/2 (2) REQ'D. ATT. PLATE TO FLOOR PAN 373403-S8 (MM-173-J) NUT - LOCK 3/8-16 x 9/16 (4) REQ'D. ATT. BRKT. TO PLATE 381877-S2 (UU-52-AF) SCREW - HEX HD. 5/16-18 x 3/4 (4) REQ'D. ATT. BRKT. TO MUFFLER		
B	CLAMP ▲	D1AZ-5A231-C	D1AZ-5A231-C
2	MUFFLER	C9ZZ-5230-E (EXC. W/KIT) C5ZZ-5230-U ✱(W/DUAL KIT)	C5ZZ-5230-U ✱(W/DUAL KIT)
C	CLAMP ▲	D1AZ-5A231-C	D1AZ-5A231-C
3	OUTLET PIPE	C7ZZ-5255-B	C7ZZ-5255-C
D	CLAMP ▲	D1AZ-5A231-C	D1AZ-5A231-C
6	BRACKET & INSULATOR ASSY.	C5ZZ-5277-A C7ZZ-5A231-B C5ZZ-5260-F	C7ZZ-5277-A C7ZZ-5266-A C5ZZ-5260-F
	23575-S8 (B-13) BOLT - CARRIAGE 3/8-16 x 3 (4) REQ'D. ATT. BRKT. TO UNDERBODY 40923-S8 (U-264) SCREW - HEX HD. 5/16-18 x 1/2 (2) REQ'D. ATT. 5260 TO 5277		
E	CLAMP #	A9AA-5A231-A	A9AA-5A231-A
4	PIPE EXTENSION	C7ZZ-5255-D (EXC. GT) C9ZZ-5255-C (GT) ★S8MS-5232-B (SHELBY GT-350)	C7ZZ-5255-D (EXC. GT) C9ZZ-5255-C (GT) ★S8MS-5232-B (SHELBY GT-350)

ORIGINAL SERVICE SYSTEM (REPLACED BY CONSOLIDATED SYSTEM ABOVE)

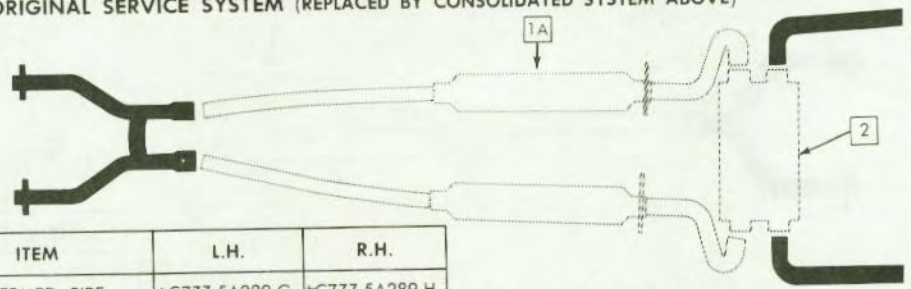

	ITEM	L.H.	R.H.
1A	INTERMED. PIPE	★C7ZZ-5A289-G	★C7ZZ-5A289-H
2	MUFFLER	★ C7ZZ-5230-H	

✱ - MUFFLER ONLY - OTHER PARTS OF 5210 KIT NOT SERVICED

E-A-6

▲ Use D1AZ 5A231-C in U.S. only; use C000 5253-E in Canada

\# Use A9AA 5A231-A in U.S. only; use C000 5253-C in Canada

HALPERT_AUCTIONS

1968 MUSTANG—8 CYL. 390-2B & 4B 427-4B

CONSOLIDATED SERVICE REPLACEMENT (REPLACES ORIGINAL SERVICE SYSTEM BELOW)

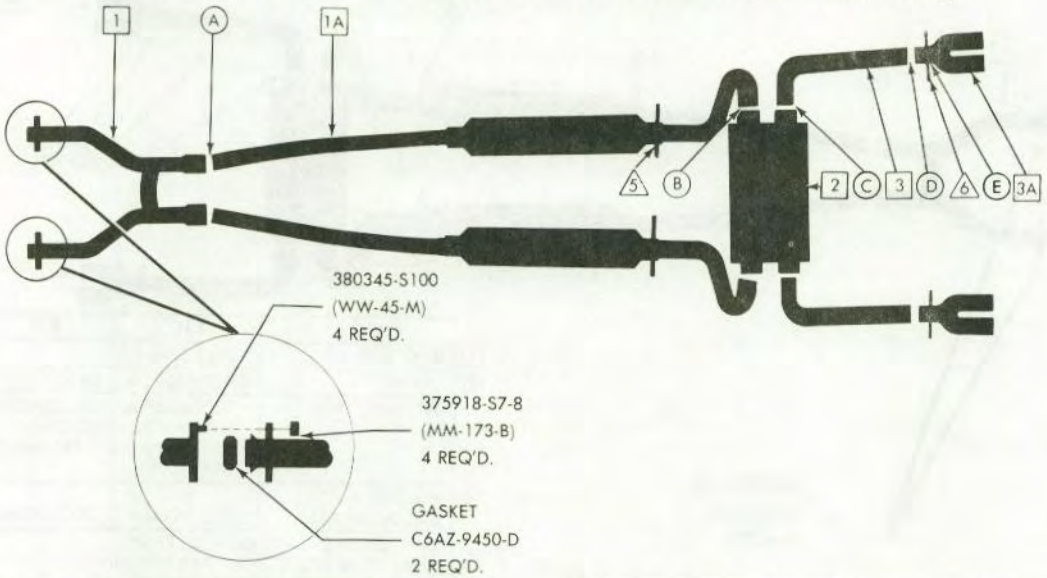

	ITEM	L.H.	R.H.
1	INLET PIPE	C7ZZ-5246-M (BEFORE 12-11-67) (390-4B & 427) C8ZZ-5246-E (FROM 12-11-67) (390-4B ONLY) C8ZZ-5246-D (FROM 12-11-67) (390-2B & 427)	
A	CLAMP ▲	D1AZ-5A231-C	D1AZ-5A231-C
1A	INTERMED. PIPE	D0ZZ-5A289-A	D0ZZ-5A289-B
4	BRACKET & INSULATOR ASSY.	C7ZZ-5A246-F	C7ZZ-5A246-G
	C1VY-5B236-C PLATE ASSY. (2) REQ'D. 51765-S8 (U-370) SCREW - PAN HD. #10-24 x 1/4 (2) REQ'D. ATT. PLATE TO FLOOR PAN 373403-S8 (MM-173-J) NUT - LOCK 3/8-16 x 9/16 (4) REQ'D. ATT. BRKT. TO PLATE 381877-S2 (UU-52-AF) SCREW - HEX HD. 5/16-18 x 3/4 (4) REQ'D. ATT. BRKT. TO MUFFLER		

	ITEM	L.H.	R.H.
B	CLAMP ▲	D1AZ-5A231-C	D1AZ-5A231-C
2	MUFFLER	C9ZZ-5230-E	
C	CLAMP ▲	D1AZ-5A231-C	D1AZ-5A231-C
3	OUTLET PIPE	C7ZZ-5255-B	C7ZZ-5255-C
D	CLAMP ▲	D1AZ-5A231-C	D1AZ-5A231-C
4	BRACKET & INSULATOR ASSY.	C5ZZ-5260-F C7ZZ-5A231-B C5ZZ-5277-A	C5ZZ-5260-F C7ZZ-5266-A C7ZZ-5277-A
	23575-S8 (B-13) BOLT - CARRIAGE 3/8-16 x 3 (4) REQ'D. ATT. BRKT. TO UNDERBODY 40923-S8 (U-264) SCREW - HEX HD. 5/16-18 x 1/2 (2) REQ'D. ATT. 5260 TO 5277)		
E	CLAMP #	A9AA-5A231-A	
3A	PIPE EXTENSION	C7ZZ-5255-D (NON GT) 2 REQ'D. C9ZZ-5255-C (GT) 2 REQ'D.	

ORIGINAL SERVICE SYSTEM (REPLACED BY CONSOLIDATED SYSTEM ABOVE)

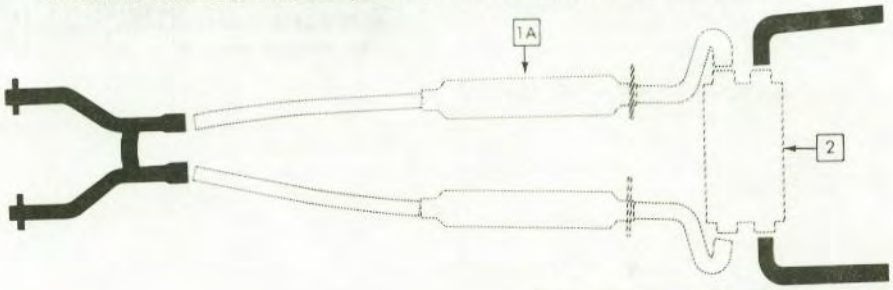

	ITEM	L.H.	R.H.
1A	INTERMED. PIPE	★C7ZZ-5289-G	★C7ZZ-5289-H
2	MUFFLER	★C7ZZ-5230-H	

E-A-5

▲ Use D1AZ 5A231-C in U.S. only; use C000 5253-E in Canada

Use A9AA 5A231-A in U.S. only; use C000 5253-C in Canada

COPYRIGHT © 1975 — FORD MOTOR COMPANY — DEARBORN, MICHIGAN

HALPERT_AUCTIONS

1968 MUSTANG—8 CYL. 428-4B—INCLUDES SHELBY GT 500

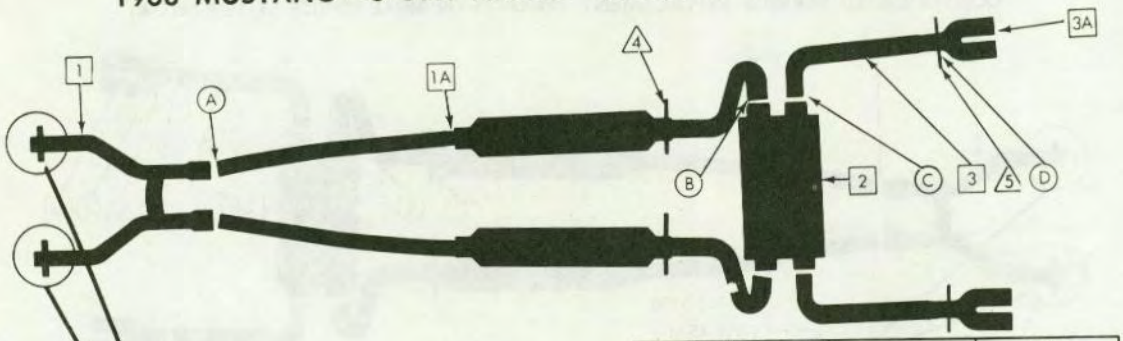

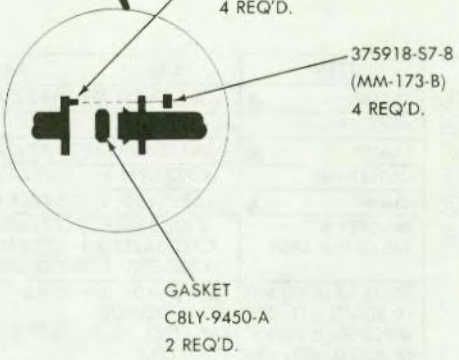

	ITEM	L.H.	R.H.
1	INLET PIPE	C8ZZ-5246-F	
A	CLAMP	C8ZZ-5A231-B	C8ZZ-5A231-B
1A	INTERMED. PIPE	C8ZZ-5A289-A (AUTOMATIC) C8ZZ-5A289-C (STANDARD)	C8ZZ-5A289-B (AUTOMATIC & STANDARD)
4	BRACKET & INSULATOR ASSY.	C7ZZ-5A246-F	C7ZZ-5A246-G
	C1VV-5B236-C PLATE ASSY. (2) REQ'D. 51765-S8 (U-370) SCREW - PAN HD. #10-24 x 1/2 (2) REQ'D. ATT. PLATE TO FLOOR PAN 373403-S8 (MM-173-J) NUT - LOCK 3/8-16 x 9/16 (4) REQ'D. ATT. BRKT. TO PLATE 381877-S2 (UU-52-AF) SCREW - HEX HD. 5/16-18 x 3/4 (4) REQ'D. ATT. BRKT. TO MUFFLER		
B	CLAMP	C8ZZ-5A231-B	C8ZZ-5A231-B
2	MUFFLER	C9ZZ-5230-C **(EXC. SHELBY)** **C9ZZ-5230-E** SHELBY	
C	CLAMP	C8ZZ-5A231-B	C8ZZ-5A231-B
3	OUTLET PIPE	C9ZZ-5255-A (EXC. SHELBY) **C7ZZ-5255-B (SHELBY)**	C9ZZ-5255-B (EXC. SHELBY) **C7ZZ-5255-C (SHELBY)**
5	BRACKET & INSULATOR ASSY.	C5ZZ-5277-A C5ZZ-5260-F C8ZZ-5A231-A	C7ZZ-5277-A C5ZZ-5260-F C7ZZ-5266-A
	23575-S8 (B-13) BOLT - CARRIAGE 3/8-16 x 3 (4) REQ'D. ATT. BRKT. TO UNDERBODY 40923-S8 (U-264) SCREW - HEX HD. 5/16-18 x 1/2 (2) REQ'D. ATT. 5260 TO 5277		
D	CLAMP	C6AZ-5A231-A	C6AZ-5A231-A
3A	PIPE EXTENSION	★S8MS-5232-B (SHELBY GT-500)	★S8MS-5232-B (SHELBY GT-500)

HALPERT_AUCTIONS

1968 THUNDERBIRD—8 CYL. 429-4B ALL MODELS

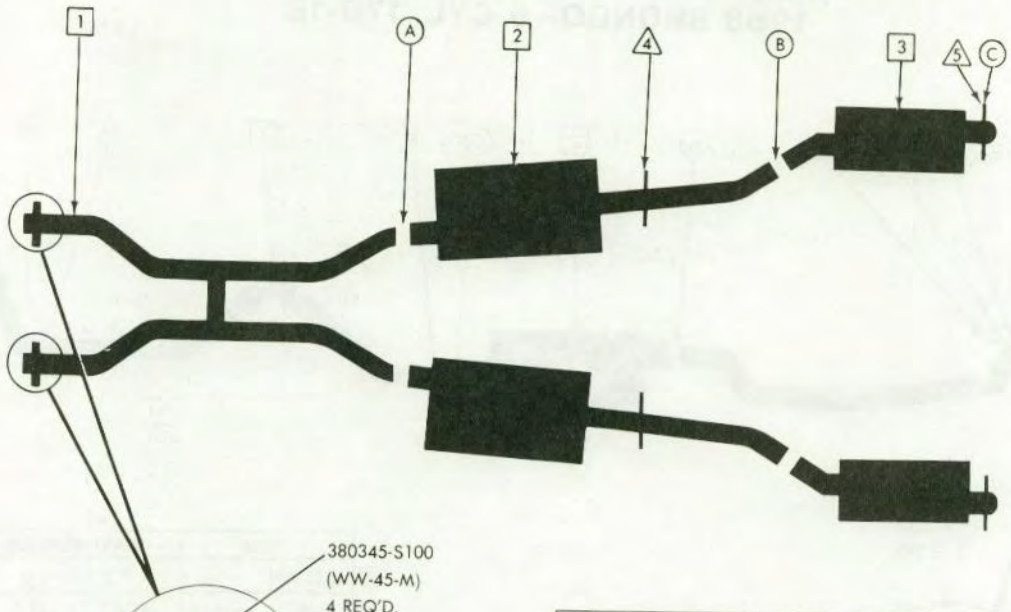

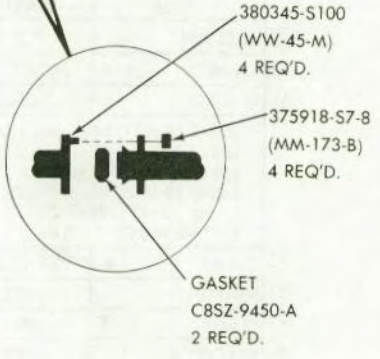

	ITEM	L.H.	R.H.
1	INLET PIPE 2 DR. HT. 4 DR. HT.	 C8SZ-5246-L C8SZ-5246-M	
A	CLAMP ‡	D1AZ-5A231-D	D1AZ-5A231-D
2	MUFFLER	C8SZ-5230-K	C8SZ-5230-J
4	BRACKET & INSULATOR ASSY.	C7AZ-5260-G	C7AZ-5260-G
	★C7SA-5299-A PLATE (2) REQ'D. ★40980-S2 SCREW - HEX HD. (4) REQ'D. 3/8-16 x 1 ATT. BRKT. TO FRAME 381877-S2 (UU-52-AF) SCREW - HEX HD. 5/16-18 x 3/4 (4) REQ'D. ATT. PIPE TO BRKT.		
B	CLAMP ▲	D1AZ-5A231-C	D1AZ-5A231-C
3	RESONATOR	C8SZ-5A289-G	C8SZ-5A289-H
5	BRACKET & INSULATOR ASSY.	C7SZ-5260-A	C7SZ-5260-B
	381877-S2 (UU-52-AF) SCREW - HEX HD. 5/16-18 x 3/4 (4) REQ'D. ATT. BRKT. TO FRAME C8SZ-5266-A BRACKET (2) REQ'D. ATT. PIPE TO BRKT. & INSULATOR ASSY.		
C	CLAMP ▲	D1AZ-5A231-C	D1AZ-5A231-C

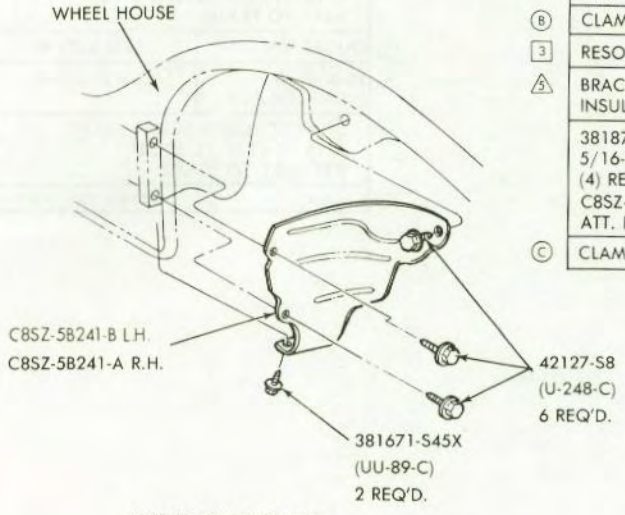

MUFFLER SPLASH SHIELD

E-H-4

‡ Use D1AZ 5A231-D in U.S. only; use C000 5253-G in Canada
▲ Use D1AZ 5A231-C in U.S. only; use C000 5253-E in Canada

COPYRIGHT © 1975 — FORD MOTOR COMPANY — DEARBORN, MICHIGAN

HALPERT_AUCTIONS

1968 BRONCO—6 CYL. 170-1B

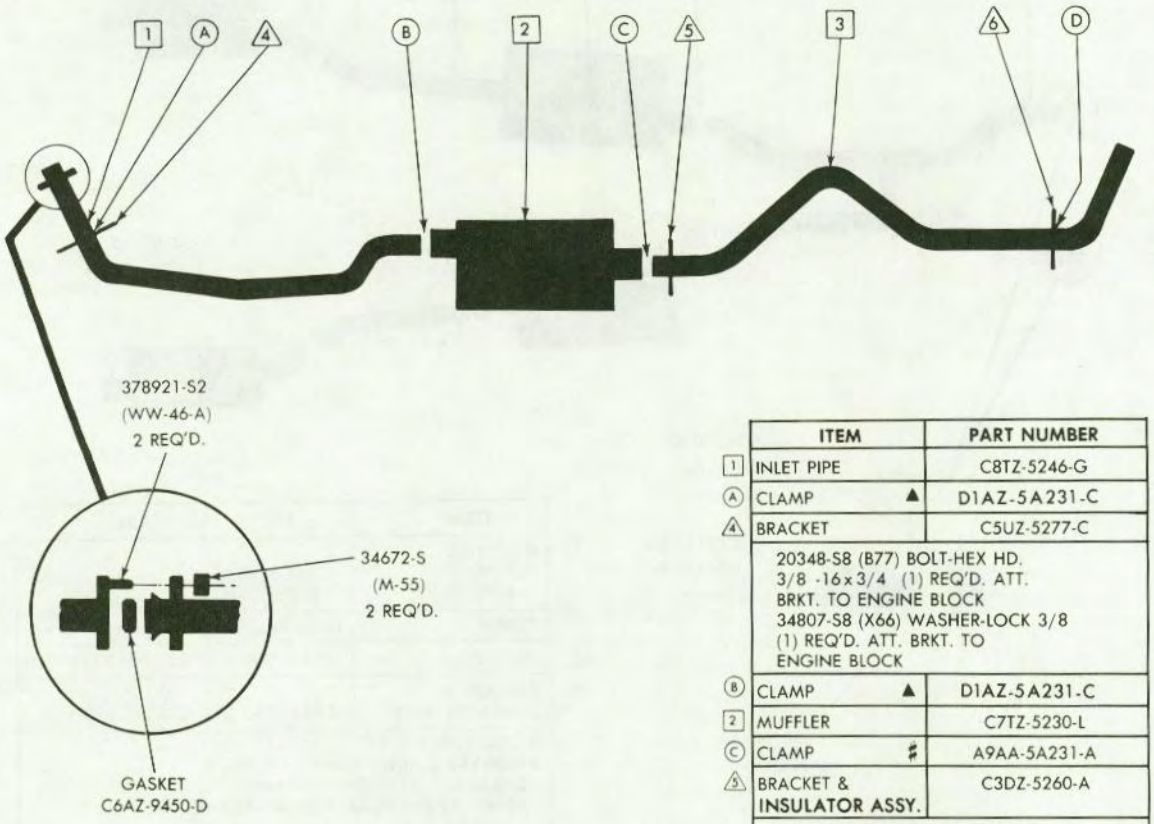

	ITEM	PART NUMBER
1	INLET PIPE	C8TZ-5246-G
A	CLAMP ▲	D1AZ-5A231-C
4	BRACKET	C5UZ-5277-C
	20348-S8 (B77) BOLT-HEX HD. 3/8 -16x3/4 (1) REQ'D. ATT. BRKT. TO ENGINE BLOCK 34807-S8 (X66) WASHER-LOCK 3/8 (1) REQ'D. ATT. BRKT. TO ENGINE BLOCK	
B	CLAMP ▲	D1AZ-5A231-C
2	MUFFLER	C7TZ-5230-L
C	CLAMP #	A9AA-5A231-A
5	BRACKET & INSULATOR ASSY.	C3DZ-5260-A
	39909-S7 (U269D) SCREW-HEX HD. 5/16 -18x3/4 (2) REQ'D. ATT. BRKT. TO FRAME	
3	OUTLET PIPE	C7TZ-5255-AE
6	BRACKET & INSULATOR ASSY.	C30Z-5260-A
	39909-S7 (U269D) SCREW-HEX HD. 5/16 -18x3/4 (2) REQ'D. ATT. BRKT. TO FRAME	
D	CLAMP #	A9AA-5A231-A

▲ Use D1AZ 5A231-C in U.S. only; use C000 5253-E in Canada

Use A9AA 5A231-A in U.S. only; use C000 5253-C in Canada

HALPERT_AUCTIONS

1968 BRONCO—8 CYL. 289-2B

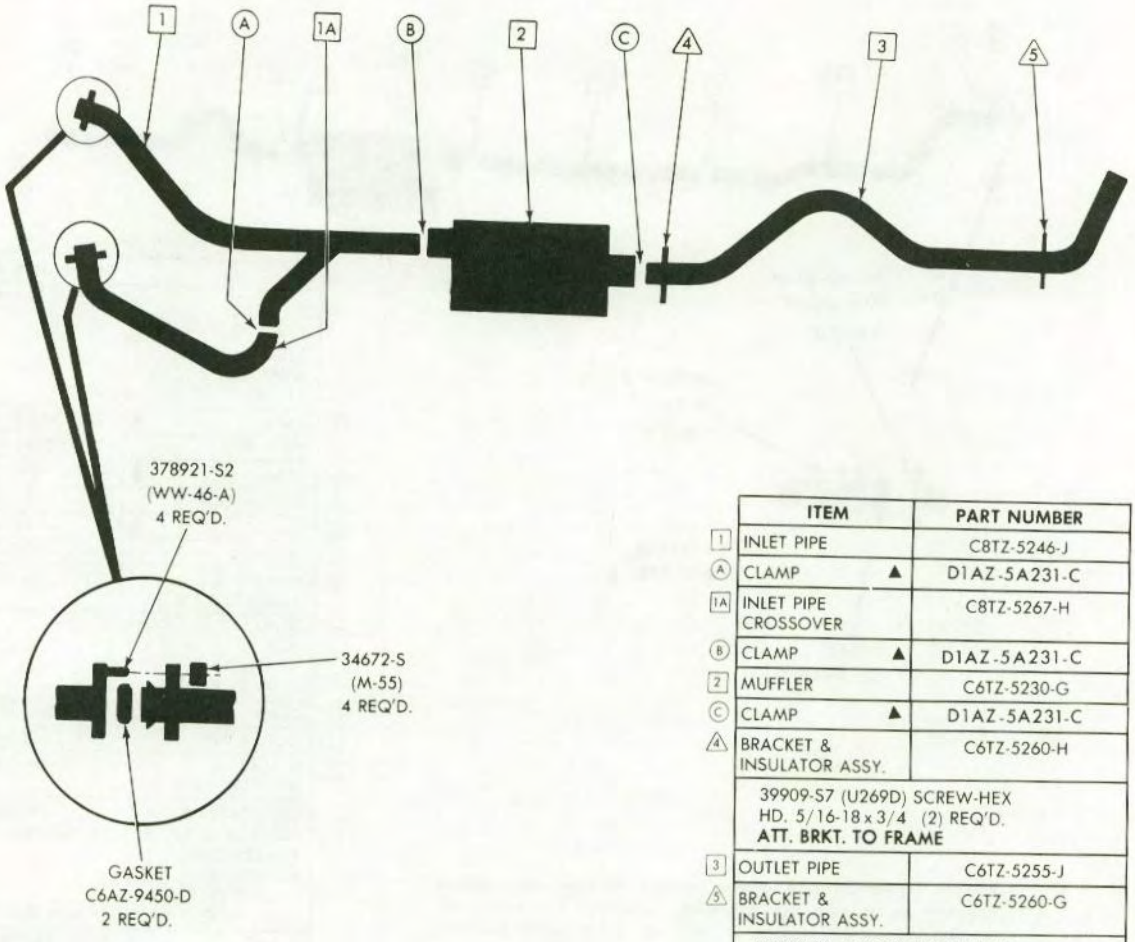

	ITEM	PART NUMBER
1	INLET PIPE	C8TZ-5246-J
A	CLAMP ▲	D1AZ-5A231-C
1A	INLET PIPE CROSSOVER	C8TZ-5267-H
B	CLAMP ▲	D1AZ-5A231-C
2	MUFFLER	C6TZ-5230-G
C	CLAMP ▲	D1AZ-5A231-C
4	BRACKET & INSULATOR ASSY.	C6TZ-5260-H
	39909-S7 (U269D) SCREW-HEX HD. 5/16-18 x 3/4 (2) REQ'D. **ATT. BRKT. TO FRAME**	
3	OUTLET PIPE	C6TZ-5255-J
5	BRACKET & INSULATOR ASSY.	C6TZ-5260-G
	39909-S7 (U269D) SCREW-HEX HD. 5/16 -18 x 3/4 (2) REQ'D. **ATT. BRKT. TO FRAME** 23440-S8 (B10) BOLT-CARRIAGE 3/8 -16 x 1 1/4 (1) REQ'D. ATT. OUTLET PIPE TO BRKT. 34807-S8 (X66) WASHER-LOCK 3/8 (1) REQ'D. ATT. OUTLET PIPE TO BRKT. 33799-S7 (M52) NUT-HEX 3/8 - 16 (1) REQ'D. ATT. OUTLET PIPE TO BRKT.	

EN-6

▲ Use D1AZ 5A231-C in U.S. only; use C000 5253-E in Canada

COPYRIGHT © 1975 — FORD MOTOR COMPANY — DEARBORN, MICHIGAN

HALPERT_AUCTIONS

1968 FALCON—6 CYL. 170-1B & 200-1B SEDAN

CONSOLIDATED SERVICE REPLACEMENT (REPLACES ORIGINAL SERVICE SYSTEM BELOW)

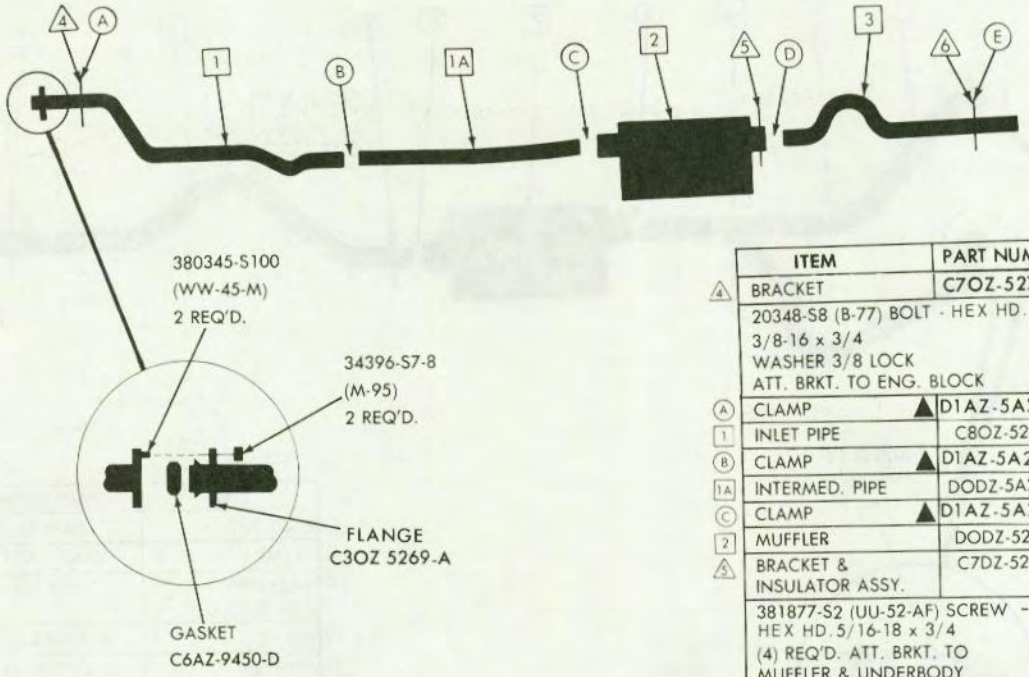

	ITEM	PART NUMBER
4	BRACKET	C7OZ-5277-A
	20348-S8 (B-77) BOLT - HEX HD. 3/8-16 x 3/4 WASHER 3/8 LOCK ATT. BRKT. TO ENG. BLOCK	
A	CLAMP ▲	D1AZ-5A231-C
1	INLET PIPE	C8OZ-5246-A
B	CLAMP ▲	D1AZ-5A231-C
1A	INTERMED. PIPE	DODZ-5A212-A
C	CLAMP ▲	D1AZ-5A231-C
2	MUFFLER	DODZ-5230-C
5	BRACKET & INSULATOR ASSY.	C7DZ-5260-A
	381877-S2 (UU-52-AF) SCREW - HEX HD. 5/16-18 x 3/4 (4) REQ'D. ATT. BRKT. TO MUFFLER & UNDERBODY	
D	CLAMP ▲	D1AZ-5A231-C
3	OUTLET PIPE	DODZ-5255-B
6	BRACKET & INSULATOR ASSY.	C3DZ-5260-B
	C8OZ-5B236-A PLATE ASSY. (1) REQ'D. 42014-S8 (U-240) SCREW - HEX HD. #10-12 x 5/8 ★55802-S NUT - LOCK #10-12 (2) REQ'D. ATT. PLATE & BRKT. TO SIDE RAIL	
E	CLAMP ▲	D1AZ-5A231-C

Original equipment and original service muffler, intermediate pipe and outlet pipe are a welded assembly. To service this assembly you must replace it with all three parts (muffler, intermediate pipe and outlet pipe) used together.

ORIGINAL SERVICE SYSTEM (REPLACED BY CONSOLIDATED SYSTEM ABOVE)



	ITEM	PART NUMBER
2	MUFFLER	★C8DZ-5230-A

E-E-23

▲ Use D1AZ 5A231-C in U.S. only; use C000 5253-E in Canada

HALPERT_AUCTIONS

1968 FALCON—6 CYL. 200-1B STATION WAGON

CONSOLIDATED SERVICE REPLACEMENT (REPLACES ORIGINAL SERVICE SYSTEM BELOW)

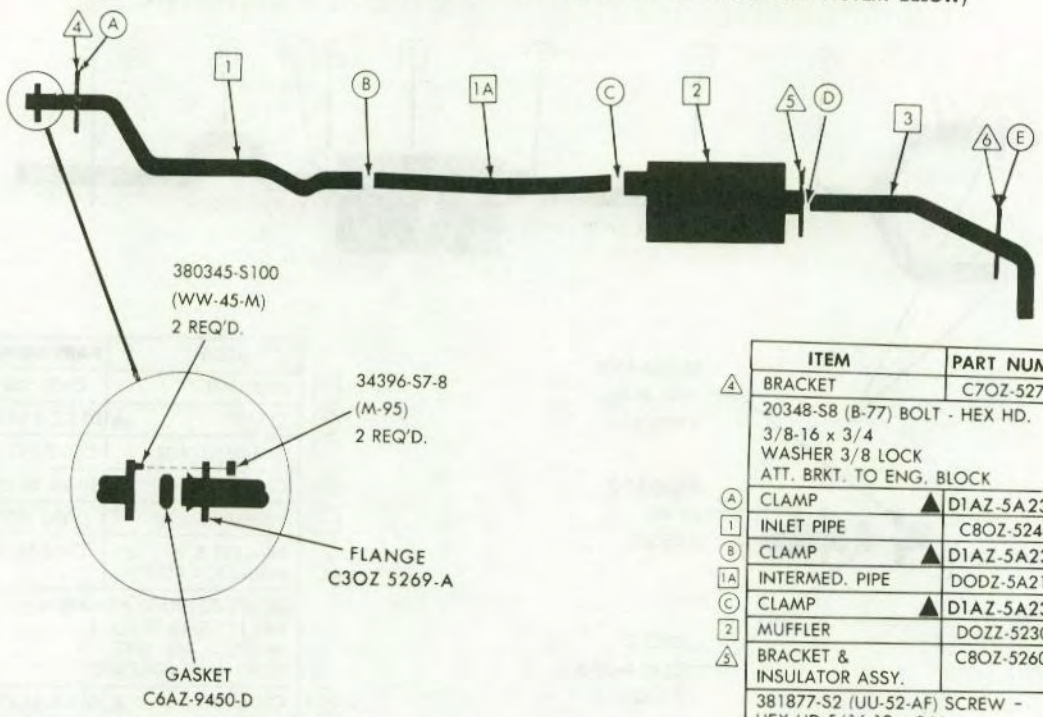

	ITEM	PART NUMBER
4	BRACKET	C7OZ-5277-A
	20348-S8 (B-77) BOLT - HEX HD. 3/8-16 x 3/4 WASHER 3/8 LOCK ATT. BRKT. TO ENG. BLOCK	
A	CLAMP ▲	D1AZ-5A231-C
1	INLET PIPE	C8OZ-5246-A
B	CLAMP ▲	D1AZ-5A231-C
1A	INTERMED. PIPE	DODZ-5A212-A
C	CLAMP ▲	D1AZ-5A231-C
2	MUFFLER	DOZZ-5230-N
5	BRACKET & INSULATOR ASSY.	C8OZ-5260-C
	381877-S2 (UU-52-AF) SCREW - HEX HD 5/16-18 x 3/4 (4) REQ'D. ATT. BRKT. TO MUFFLER & UNDERBODY	
D	CLAMP ▲	D1AZ-5A231-C
3	OUTLET PIPE	DODZ-5255-A
6	BRACKET & INSULATOR ASSY.	C7DZ-5260-B
	381877-S2 (UU-52-AF) SCREW - HEX HD. 5/16-18 x 3/4 (2) REQ'D. ATT. BRKT. TO SIDE RAIL	
E	CLAMP ▲	D1AZ-5A231-C

Original equipment and original service muffler, intermediate pipe and outlet pipe are a welded assembly. To service this assembly you must replace it with all three parts (muffler, intermediate pipe and outlet pipe) used together.

ORIGINAL SERVICE SYSTEM (REPLACED BY CONSOLIDATED SYSTEM ABOVE)

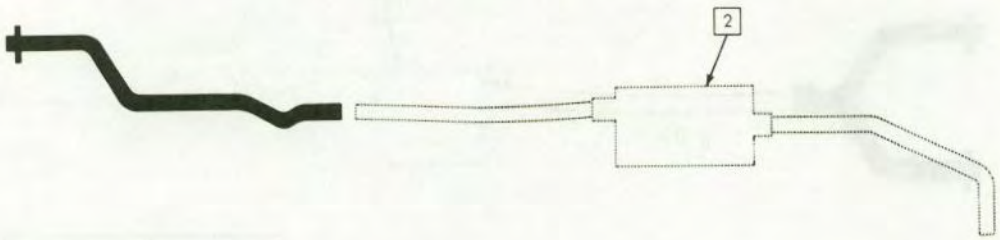

	ITEM	PART NUMBER
2	MUFFLER	*C8OZ-5230-K

E-E-24

▲ Use D1AZ 5A231-C in U.S. only; use C000 5253-E in Canada

COPYRIGHT © 1975 — FORD MOTOR COMPANY — DEARBORN, MICHIGAN

1968 FALCON—8 CYL. 289-2B & 302-2B SEDAN

CONSOLIDATED SERVICE REPLACEMENT (REPLACES ORIGINAL SERVICE SYSTEM BELOW)

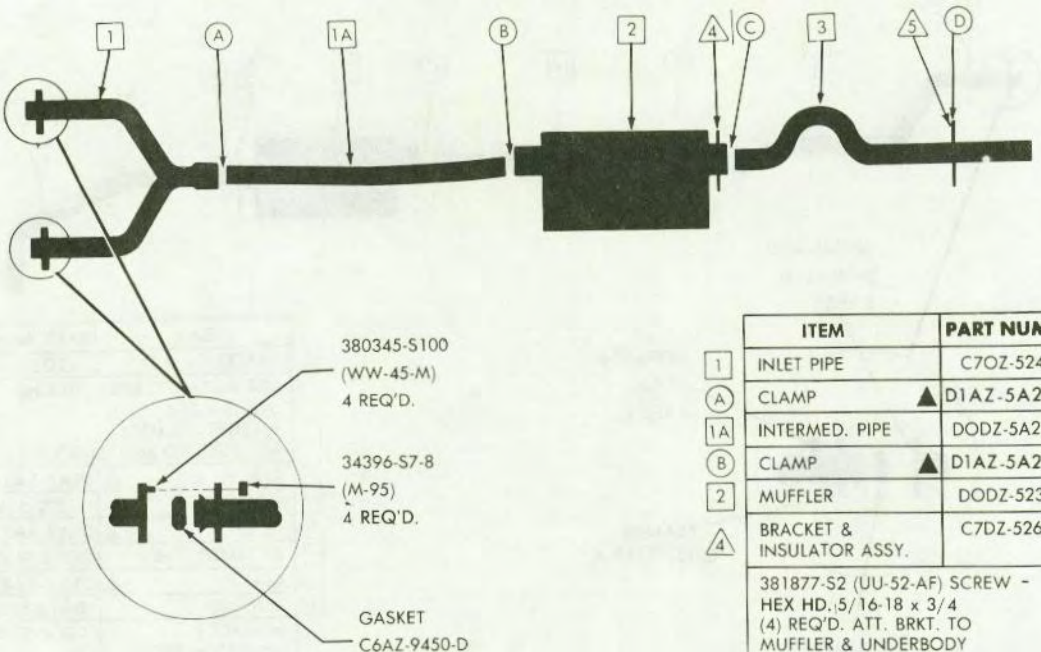

	ITEM	PART NUMBER
1	INLET PIPE	C7OZ-5246-L
A	CLAMP ▲	D1AZ-5A231-C
1A	INTERMED. PIPE	DODZ-5A212-A
B	CLAMP ▲	D1AZ-5A231-C
2	MUFFLER	DODZ-5230-C
4	BRACKET & INSULATOR ASSY.	C7DZ-5260-A
	381877-S2 (UU-52-AF) SCREW - HEX HD. 5/16-18 x 3/4 (4) REQ'D. ATT. BRKT. TO MUFFLER & UNDERBODY	
C	CLAMP ▲	D1AZ-5A231-C
3	OUTLET PIPE	DODZ-5255-B
5	BRACKET & INSULATOR ASSY.	C3DZ-5260-B
	C8OZ-5B236-A PLATE ASSY. (1) REQ'D. 42014-S8 (U-240) SCREW - HEX HD. #10-12 x 5/8 ★55802-S NUT - LOCK #10-12 (2) REQ'D. ATT. PLATE & BRKT. TO SIDE RAIL	
D	CLAMP ▲	D1AZ-5A231-C

Original equipment and original service muffler, intermediate pipe and outlet pipe are a welded assembly. To service this assembly you must replace it with all three parts (muffler, intermediate pipe and outlet pipe) used together.

ORIGINAL SERVICE SYSTEM (REPLACED BY CONSOLIDATED SYSTEM ABOVE)

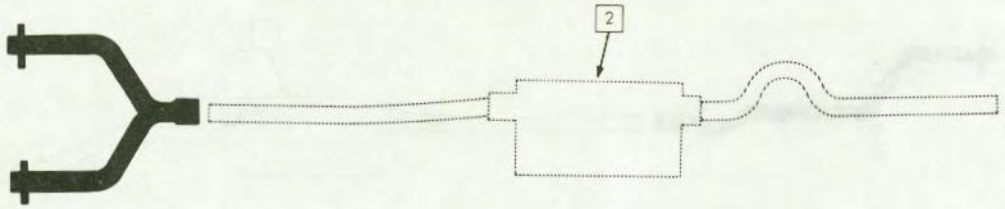

	ITEM	PART NUMBER
2	MUFFLER	★C8DZ-5230-B

E-E-25

▲ Use D1AZ 5A231-C in U.S. only; use C000 5253-E in Canada

1968 FALCON—8 CYL. 289-2B & 302-2B STATION WAGON

CONSOLIDATED SERVICE REPLACEMENT (REPLACES ORIGINAL SERVICE SYSTEM BELOW)

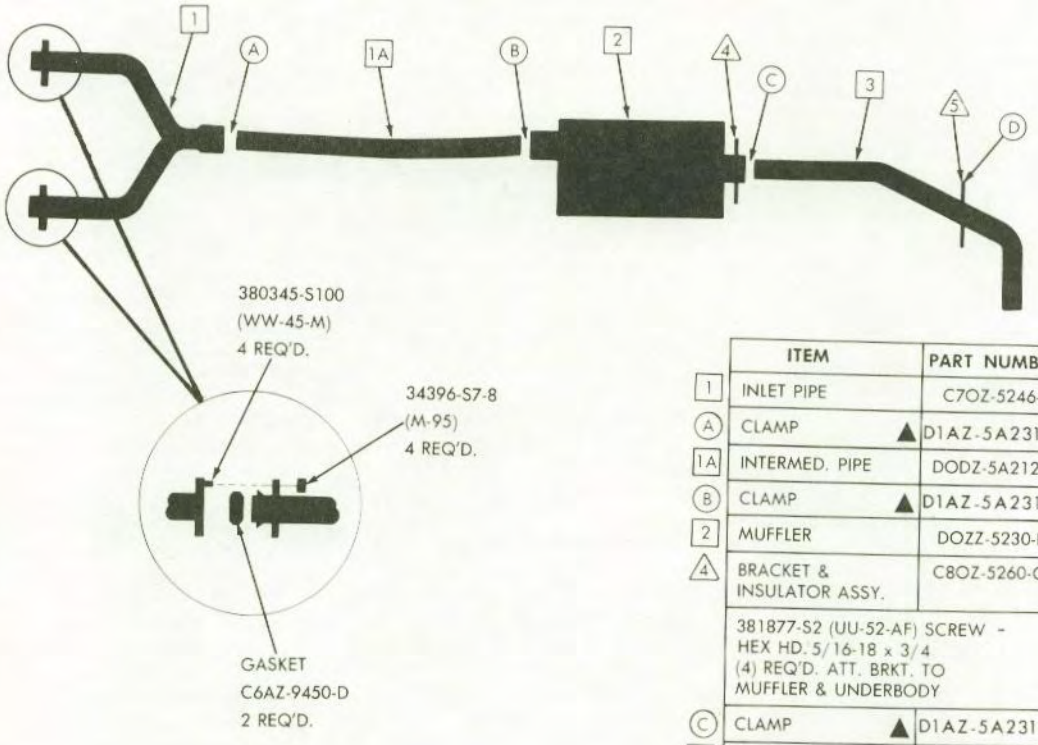

	ITEM	PART NUMBER
1	INLET PIPE	C7OZ-5246-L
A	CLAMP ▲	D1AZ-5A231-C
1A	INTERMED. PIPE	DODZ-5A212-A
B	CLAMP ▲	D1AZ-5A231-C
2	MUFFLER	DOZZ-5230-N
4	BRACKET & INSULATOR ASSY.	C8OZ-5260-C
	381877-S2 (UU-52-AF) SCREW - HEX HD. 5/16-18 x 3/4 (4) REQ'D. ATT. BRKT. TO MUFFLER & UNDERBODY	
C	CLAMP ▲	D1AZ-5A231-C
3	OUTLET PIPE	DODZ-5255-A
5	BRACKET & INSULATOR ASSY.	C7DZ-5260-B
	381877-S2 (UU-52-AF) SCREW - HEX HD. 5/16-18 x 3/4 (2) REQ'D. ATT. BRKT. TO SIDE RAIL	
D	CLAMP ▲	D1AZ-5A231-C

Original equipment and original service muffler, intermediate pipe and outlet pipe are a welded assembly. To service this assembly you must replace it with all three parts (muffler, intermediate pipe and outlet pipe) used together.

ORIGINAL SERVICE SYSTEM (REPLACED BY CONSOLIDATED SYSTEM ABOVE)



	ITEM	PART NUMBER
2	MUFFLER	★C8OZ-5230-E

E-E-26

▲ Use D1AZ 5A231-C in U.S. only; use C000 5253-E in Canada

COPYRIGHT © 1975 — FORD MOTOR COMPANY — DEARBORN, MICHIGAN

HALPERT_AUCTIONS

EXHAUST PARTS MODEL INDEX

How to use this index -

1. Find the car model desired.
2. Find the line which lists the engine displacement needed.
3. Select the correct page, and turn to that page.

Explanation of picture - text catalog sheets -

In sections 52.65 through 52.72, the complete present service system is shown at the top of the page, with an illustration and a complete bill of materials. If a second illustration appears below, that is the service system before simplification. In the lower system (before simplification), parts which are changed are shown by dotted lines, and the part numbers are shown in the table. Parts shown in black are parts which are unchanged and shown above in the upper illustration.

For stamped number cross-reference information and for size information, refer to Section 52, page 1.

1969

CYL.	C.I.D.	MODEL	TYPE▲	SECTION	PAGE	ILLUS. NO. ♦
A (FORD)						
6	240-1B	Exc.71	S	52.69	2	EF 1
		71	S	52.69	3	EF 2
8	302-1B	Exc.71	S	52.69	4	EF 3
		71	S	52.69	5	EF 6
	351-2B	Exc.71	S	52.69	4	EF 3
		71	S	52.69	5	EF 6
	390-2B	Exc.71	S	52.69	6	EF 15
		71	S	52.69	7	EF 14
	428-4B	P/C-exc.71	D	52.69	8	EF 13
		P/C-71	S	52.69	9	EF 27
	429-2B	Exc.71	S	52.69	6	EF 15
		71	S	52.69	9	EF 27
	429-4B	Exc.71	D	52.69	10	EF 11
		71	S	52.69	9	EF 27
B (FAIRLANE/TORINO)						
6	250-1B	Exc.66,71	S	52.69	11	EC 39
		66,71	S	52.69	12	EC 40
8	302-2B	Exc.66,71	S	52.69	13	EC 42
		66,71	S	52.69	14	EC 41
	351-2B	Exc.66,71	S	52.69	15	EC 43
		66,71	S	52.69	16	EC 45
	351-4B	Exc.66,71	D	52.69	17	EC 44
		66,71	S	52.69	16	EC 45
	390-4B	Exc.66,71	D	52.69	18	EC 47
		66,71	S	52.69	19	EC 48
	428-4B	Exc.66	D	52.69	20	EC 49
		66	D	52.69	21	EC 46
F (MUSTANG) - INCLUDES SHELBY						
6	200-1B		S	52.69	22	EA 1
	250-1B		S	52.69	22	EA 1
8	302-2B		S	52.69	23	EA 12
		w/dual exhaust kit	D	52.69	24	EA 14
	302-4B	Boss	D	52.69	24	EA 14
	351-2B		S	52.69	25	EA 13
	351-4B	Except Shelby GT350	D	52.69	26	EA 17
		Shelby GT350	D	52.69	27	EA 53
	390-4B		D	52.69	26	EA 17
	428-4B	Except Shelby GT500	D	52.69	28	EA 15
		Shelby GT500	D	52.69	29	EA 54
	429-4B	Boss	D	52.69	30	EA 16
S (THUNDERBIRD)						
8	429-4B		D	52.69	31	EH 5
U (BRONCO)						
6	170-1B		S	52.69	32	EN 7
8	302-2B		S	52.69	33	EN 8
X (FALCON)						
6	170-1B	54,62	S	52.69	34	EE 11
	200-1B	54,62	S	52.69	34	EE 11
		71	S	52.69	35	EE 12
8	302-1B	54,62	S	52.69	36	EE 13
		71	S	52.69	37	EE 14

♦ For control purposes only ▲ S - Single D - Dual

COPYRIGHT © 1975 — FORD MOTOR COMPANY — DEARBORN, MICHIGAN

HALPERT_AUCTIONS

1969 FORD—6 CYL. 240-1B SEDAN, HARDTOP, & CONVERTIBLE

CONSOLIDATED SERVICE REPLACEMENT (REPLACES ORIGINAL SERVICE SYSTEM BELOW)

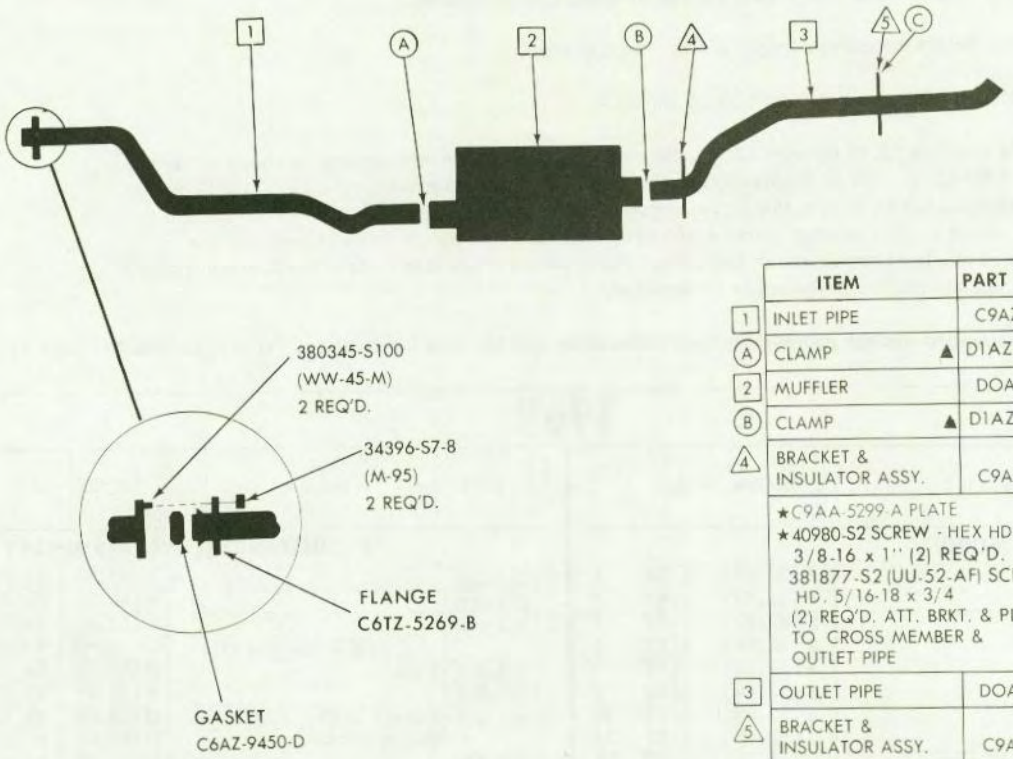

	ITEM	PART NUMBER
1	INLET PIPE	C9AZ-5246-C
A	CLAMP ▲	D1AZ-5A231-C
2	MUFFLER	DOAZ-5230-T
B	CLAMP ▲	D1AZ-5A231-C
4	BRACKET & INSULATOR ASSY.	C9AZ-5260-A
	★C9AA-5299-A PLATE ★40980-S2 SCREW - HEX HD. 3/8-16 x 1" (2) REQ'D. 381877-S2 (UU-52-AF) SCREW - HEX HD. 5/16-18 x 3/4 (2) REQ'D. ATT. BRKT. & PLATE TO CROSS MEMBER & OUTLET PIPE	
3	OUTLET PIPE	DOAZ-5255-K
5	BRACKET & INSULATOR ASSY.	C9AZ-5260-F
	★40980-S2 SCREW - HEX HD. 3/8-16 x 1 (2) REQ'D. ATT. BRKT. TO FRAME	
C	CLAMP ▲	D1AZ-5A231-C

Consolidated muffler and outlet pipe must be used together as a matched pair. They will not mate with original service components.

ORIGINAL SERVICE SYSTEM (REPLACED BY CONSOLIDATED SYSTEM ABOVE)

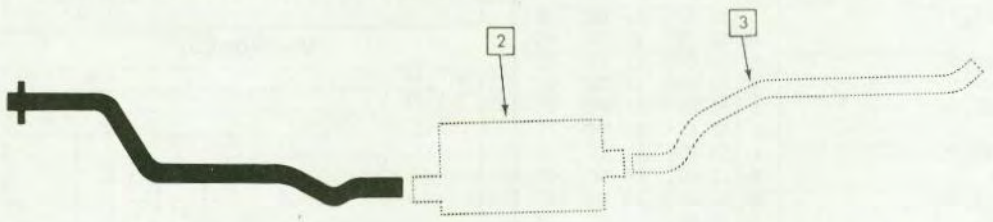

	ITEM	PART NO.
2	MUFFLER	★C9AZ-5230-A
3	OUTLET PIPE	★C9AZ-5255-A

E-F-1

▲ Use D1AZ 5A231-C in U.S. only; use C000 5253-E in Canada

HALPERT_AUCTIONS

1969 FORD—6 CYL. 240-1B STATION WAGON

CONSOLIDATED SERVICE REPLACEMENT (REPLACES ORIGINAL SERVICE SYSTEM BELOW)

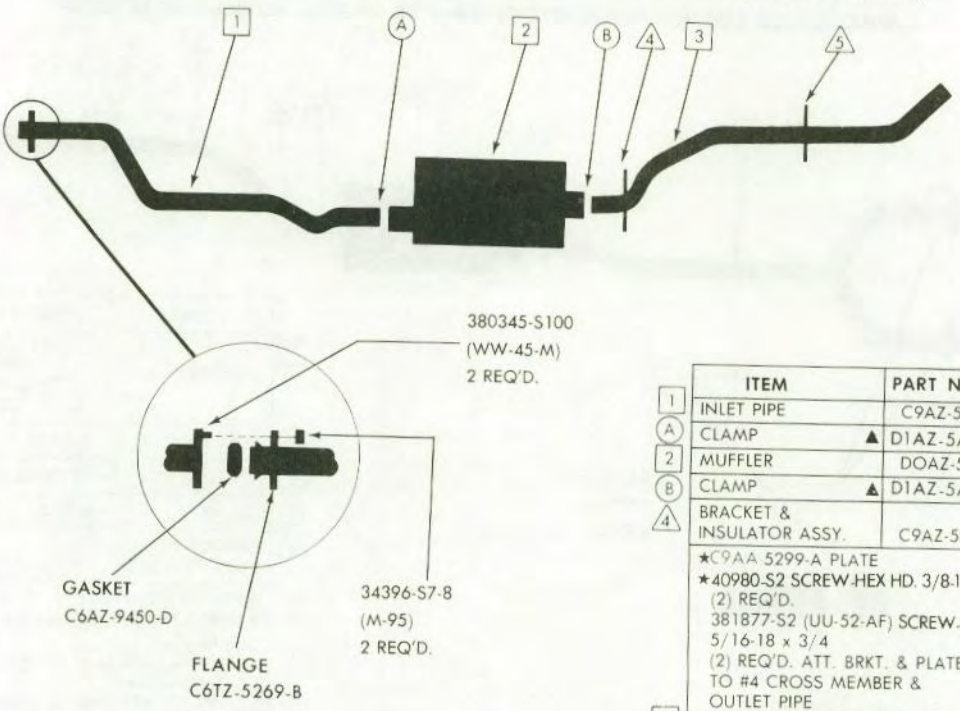

	ITEM	PART NUMBER
1	INLET PIPE	C9AZ-5246-C
A	CLAMP ▲	D1AZ-5A231-C
2	MUFFLER	D0AZ-5230-T
B	CLAMP ▲	D1AZ-5A231-C
4	BRACKET & INSULATOR ASSY.	C9AZ-5260-A
	★C9AA-5299-A PLATE ★40980-S2 SCREW-HEX HD. 3/8-16 x 1 (2) REQ'D. 381877-S2 (UU-52-AF) SCREW-HEX HD. 5/16-18 x 3/4 (2) REQ'D. ATT. BRKT. & PLATE TO #4 CROSS MEMBER & OUTLET PIPE	
3	OUTLET PIPE	D0AZ-5255-U
5	BRACKET & INSULATOR ASSY.	C9AZ-5260-C
	56320-S4 (B-318-GD) BOLT-HEX HD. 5/16-18 x 3/4 (2) REQ'D. 34976-S4 (M-89-CA) NUT-HEX 5/16-18 (2) REQ'D. 381877-S2 (UU-52-AF) BOLT-HEX HD. 5/16-18 x 3/4 (2) REQ'D. ATT. BRKT. TO OUTLET PIPE & FRAME	

Consolidated muffler and outlet pipe must be used together as a matched pair. They will not mate with original service components.

ORIGINAL SERVICE SYSTEM (REPLACED BY CONSOLIDATED SYSTEM ABOVE)

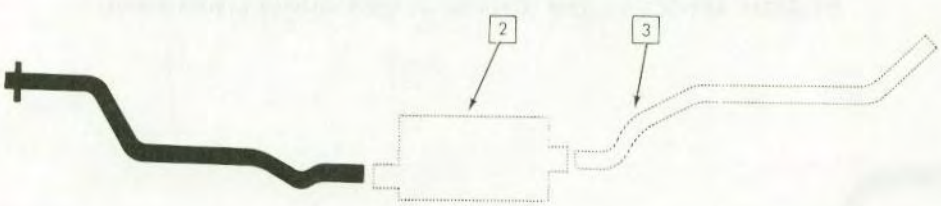

	ITEM	PART NO.
2	MUFFLER	★C9AZ-5230-M
3	OUTLET PIPE	★C9AZ-5255-C

E-F-2

▲ Use D1AZ 5A231-C in U.S. only; use C000 5253-E in Canada

COPYRIGHT © 1975 — FORD MOTOR COMPANY — DEARBORN, MICHIGAN

HALPERT_AUCTIONS

1969 FORD—8 CYL. 302-2B & 351-2B SEDAN, HARDTOP, & CONVERTIBLE

CONSOLIDATED SERVICE REPLACEMENT (REPLACES ORIGINAL SERVICE SYSTEM BELOW)

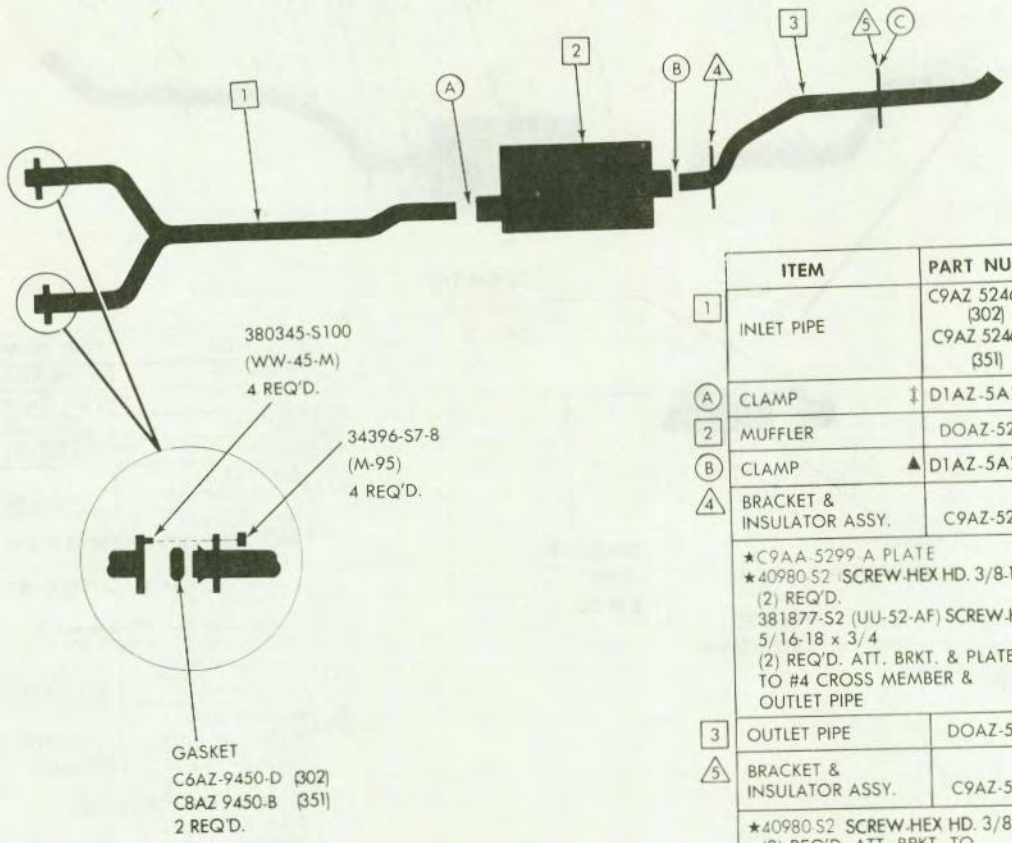

	ITEM	PART NUMBER
1	INLET PIPE	C9AZ 5246-M (302) C9AZ 5246-N (351)
A	CLAMP ‡	D1AZ-5A231-D
2	MUFFLER	DOAZ-5230-U
B	CLAMP ▲	D1AZ-5A231-C
4	BRACKET & INSULATOR ASSY.	C9AZ-5260-A
	★C9AA-5299-A PLATE ★40980-S2 SCREW-HEX HD. 3/8-16 x 1 (2) REQ'D. 381877-S2 (UU-52-AF) SCREW-HEX HD. 5/16-18 x 3/4 (2) REQ'D. ATT. BRKT. & PLATE TO #4 CROSS MEMBER & OUTLET PIPE	
3	OUTLET PIPE	DOAZ-5255-K
5	BRACKET & INSULATOR ASSY.	C9AZ-5260-F
	★40980-S2 SCREW-HEX HD. 3/8-16 x 1 (2) REQ'D. ATT. BRKT. TO FRAME	
C	CLAMP ▲	D1AZ-5A231-C

Consolidated muffler and outlet pipe must be used together as a matched pair. They will not mate with original service components.

ORIGINAL SERVICE SYSTEM (REPLACED BY CONSOLIDATED SYSTEM ABOVE)

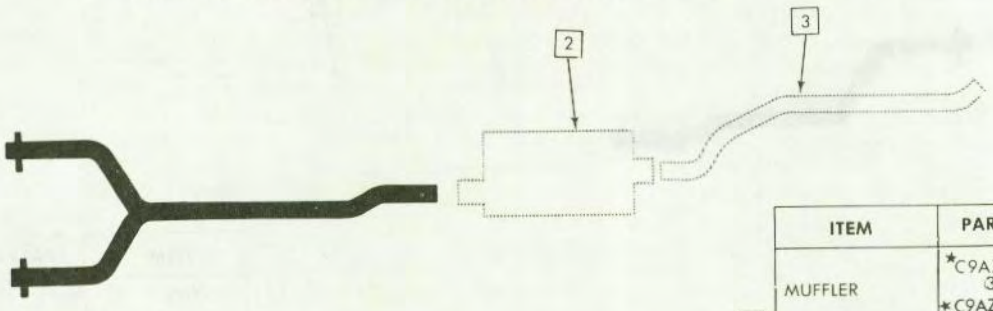

	ITEM	PART NO.
2	MUFFLER	★C9AZ-5230-B (302) ★C9AZ-5230-V (351)
3	OUTLET PIPE	★C9AZ-5255-A

E-F-3

‡ Use D1AZ 5A231-D in U.S. only; use C000 5253-G in Canada

▲ Use D1AZ 5A231-C in U.S. only; use C000 5253-E in Canada

HALPERT_AUCTIONS

1969 FORD—8 CYL. 302-2B & 351-2B STATION WAGON

CONSOLIDATED SERVICE REPLACEMENT (REPLACES ORIGINAL SERVICE SYSTEM BELOW)

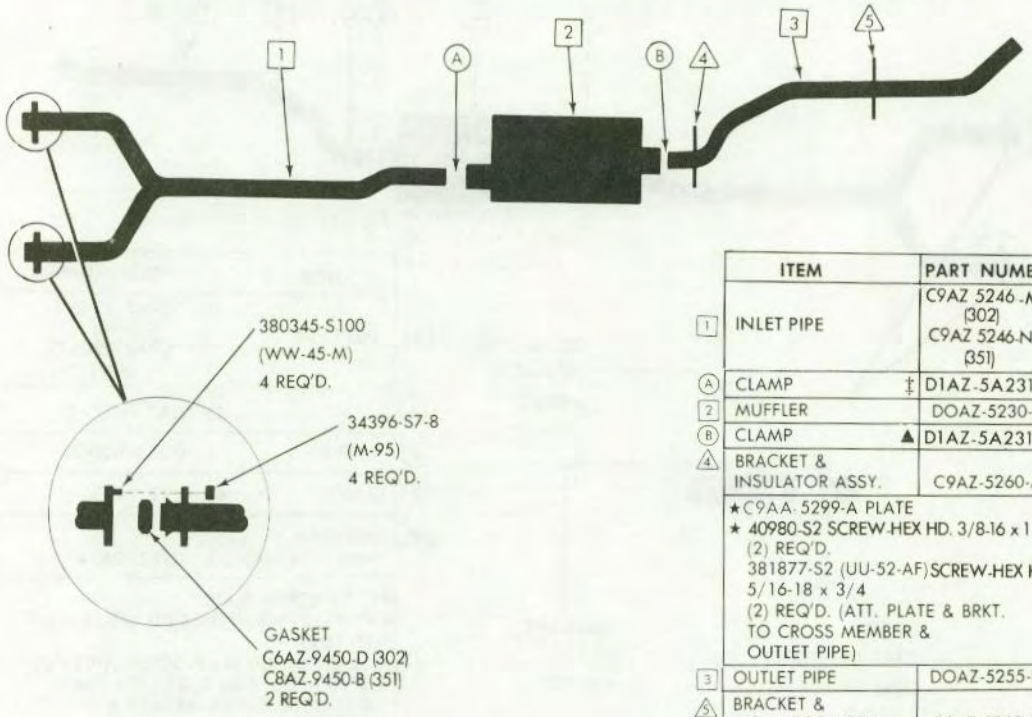

	ITEM	PART NUMBER
1	INLET PIPE	C9AZ-5246-M (302) C9AZ-5246-N (351)
A	CLAMP ‡	D1AZ-5A231-D
2	MUFFLER	D0AZ-5230-U
B	CLAMP ▲	D1AZ-5A231-C
4	BRACKET & INSULATOR ASSY.	C9AZ-5260-A
	★C9AA-5299-A PLATE ★ 40980-S2 SCREW-HEX HD. 3/8-16 x 1 (2) REQ'D. 381877-S2 (UU-52-AF) SCREW-HEX HD. 5/16-18 x 3/4 (2) REQ'D. (ATT. PLATE & BRKT. TO CROSS MEMBER & OUTLET PIPE)	
3	OUTLET PIPE	D0AZ-5255-U
5	BRACKET & INSULATOR ASSY.	C9AZ-5260-C
	56320-S4 (B-318-GD) SCREW-HEX HD. 5/16-18 x 3/4 (2) REQ'D. 34976-S4 (M-89-CA) NUT-HEX 5/16-18 (2) REQ'D. 381877-S2 (UU-52-AF) SCREW-HEX HD. 5/16-18 x 3/4 (2) REQ'D. (ATT. BRKT. TO FRAME & OUTLET PIPE)	

Original equipment muffler and outlet pipe are a welded assembly. To service this assembly you must replace it with both parts (muffler and outlet pipe) used together.

Consolidated muffler and outlet pipe must be used together as a matched pair. They will not mate with original service components.

ORIGINAL SERVICE SYSTEM (REPLACED BY CONSOLIDATED SYSTEM ABOVE)

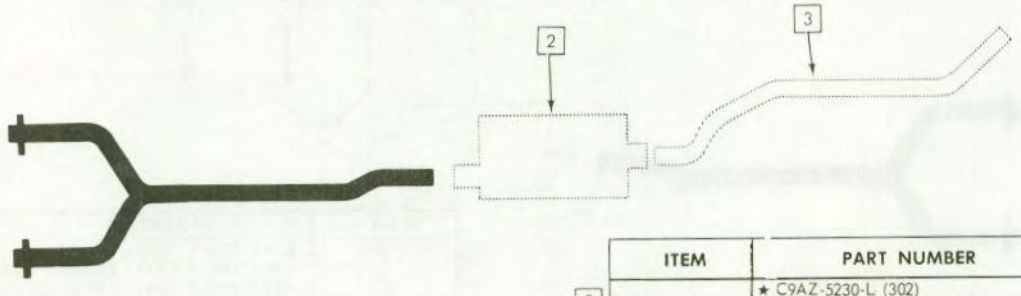

	ITEM	PART NUMBER
2	MUFFLER	★ C9AZ-5230-L (302) ★ C9AZ-5230-V (BEFORE 3/3/69)-351 ★ C9AZ-5230-AA (FROM 3/3/69)-351
3	OUTLET PIPE	★ C9AZ-5255-C

E-F-6

‡ Use D1AZ 5A231-D in U.S. only; use C000 5253-G in Canada

▲ Use D1AZ 5A231-C in U.S. only; use C000 5253-E in Canada

COPYRIGHT © 1975 — FORD MOTOR COMPANY — DEARBORN, MICHIGAN

FINAL ISSUE

HALPERT_AUCTIONS

1969 FORD—8 CYL. 390-2B & 429-2B SEDAN, HARDTOP, & CONVERTIBLE

CONSOLIDATED SERVICE REPLACEMENT (REPLACES ORIGINAL SERVICE SYSTEM BELOW)

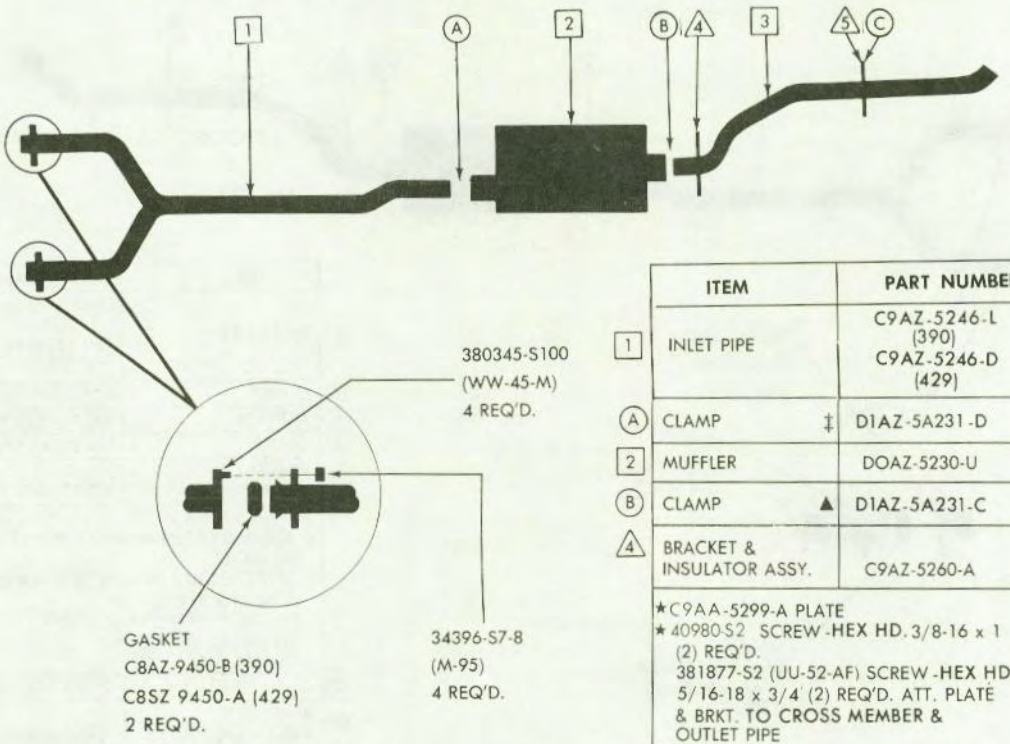

	ITEM	PART NUMBER
1	INLET PIPE	C9AZ-5246-L (390) C9AZ-5246-D (429)
A	CLAMP ‡	D1AZ-5A231-D
2	MUFFLER	DOAZ-5230-U
B	CLAMP ▲	D1AZ-5A231-C
4	BRACKET & INSULATOR ASSY.	C9AZ-5260-A
	★C9AA-5299-A PLATE ★40980-S2 SCREW-HEX HD. 3/8-16 x 1 (2) REQ'D. 381877-S2 (UU-52-AF) SCREW-HEX HD. 5/16-18 x 3/4 (2) REQ'D. ATT. PLATE & BRKT. TO CROSS MEMBER & OUTLET PIPE	
3	OUTLET PIPE	DOAZ-5255-K
5	BRACKET & INSULATOR ASSY.	C9AZ-5260-F
	★40980-S2 SCREW-HEX HD. 3/8-16 x 1 (2) REQ'D. ATT. BRKT. TO FRAME	
C	CLAMP ▲	D1AZ-5A231-C

Consolidated muffler and outlet pipe must be used together as a matched pair. They will not mate with original service components.

ORIGINAL SERVICE SYSTEM (REPLACED BY CONSOLIDATED SYSTEM ABOVE)

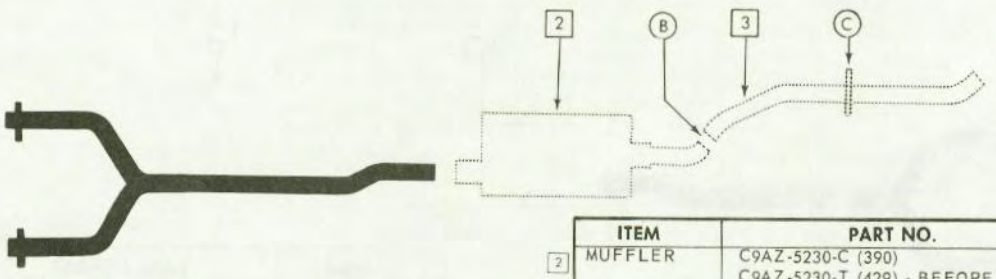

	ITEM	PART NO.
2	MUFFLER	C9AZ-5230-C (390) C9AZ-5230-T (429) - BEFORE 1-27-69 C9AZ-5230-Y (429) - FROM 1-27-69
B	CLAMP ♦	D1AZ-5A231-A
3	OUTLET PIPE	C9AZ-5255-B
C	CLAMP ♦	D1AZ-5A231-A

E-F-15

‡ Use D1AZ 5A231-D in U.S. only; use C000 5253-G in Canada
▲ Use D1AZ 5A231-C in U.S. only; use C000 5253-E in Canada
♦ Use D1AZ 5A231-A in U.S. only; use C000 5253-F in Canada

HALPERT_AUCTIONS

1969 FORD—8 CYL. 390-2B STATION WAGON

CONSOLIDATED SERVICE REPLACEMENT (REPLACES ORIGINAL SERVICE SYSTEM BELOW)

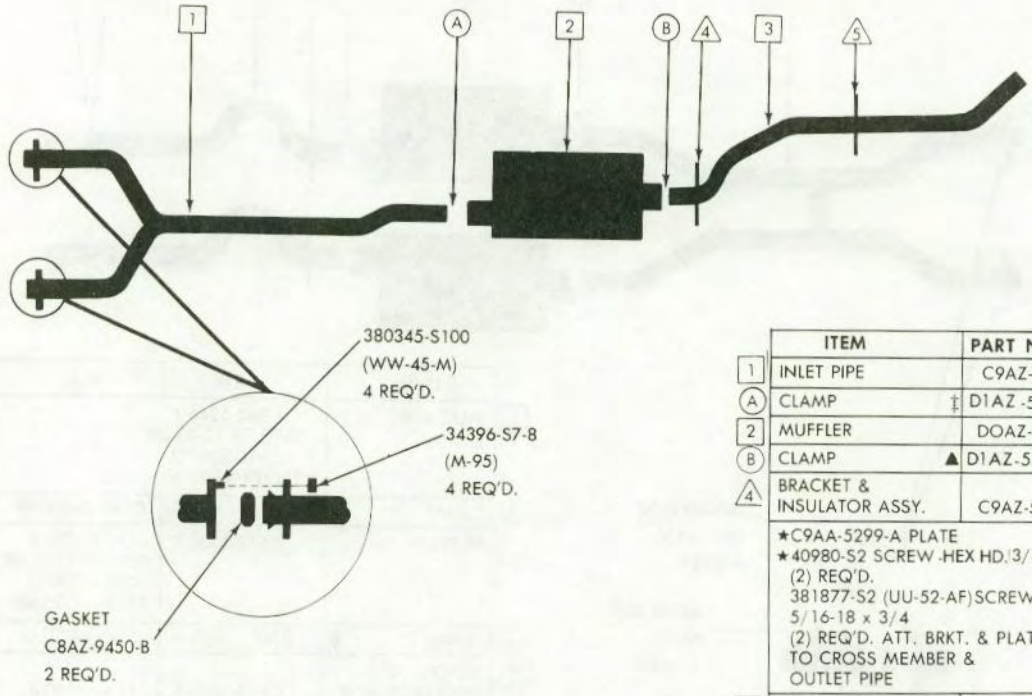

	ITEM	PART NUMBER
1	INLET PIPE	C9AZ-5246-L
A	CLAMP ‡	D1AZ-5A231-D
2	MUFFLER	DOAZ-5230-U
B	CLAMP ▲	D1AZ-5A231-C
4	BRACKET & INSULATOR ASSY.	C9AZ-5260-A
	★C9AA-5299-A PLATE ★40980-S2 SCREW-HEX HD. 3/8-16 x 1 (2) REQ'D. 381877-S2 (UU-52-AF) SCREW-HEX HD. 5/16-18 x 3/4 (2) REQ'D. ATT. BRKT. & PLATE TO CROSS MEMBER & OUTLET PIPE	
3	OUTLET PIPE	DOAZ-5255-U
5	BRACKET & INSULATOR ASSY.	C9AZ-5260-C
	56320-S4 (B-318-GD) SCREW-HEX HD. 5/16-18 x 7/8 (2) REQ'D. 34976-S4 (M-89-CA) NUT-HEX 5/16-18 (2) REQ'D. 381877-S2 (UU-52-AF) SCREW-HEX HD. 5/16-18 x 3/4 (2) REQ'D. ATT. BRKT. TO FRAME & OUTLET PIPE	

Original equipment muffler and outlet pipe are a welded assembly. To service this assembly you must replace it with both parts (muffler and outlet pipe) used together.

Consolidated muffler and outlet pipe must be used together as a matched pair. They will not mate with original service components.

ORIGINAL SERVICE SYSTEM (REPLACED BY CONSOLIDATED SYSTEM ABOVE)

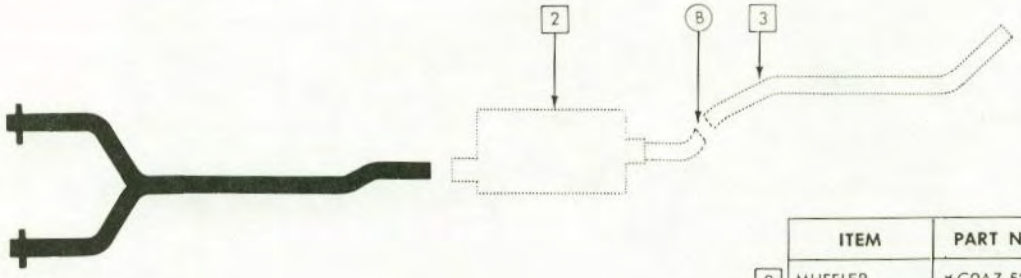

	ITEM	PART NUMBER
2	MUFFLER	★C9AZ-5230-U
B	CLAMP ♦	D1AZ-5A231-A
3	OUTLET PIPE	★C9AZ-5255-D

E-F-14

‡ Use D1AZ 5A231-D in U.S. only; use C000 5253-G in Canada
▲ Use D1AZ 5A231-C in U.S. only; use C000 5253-E in Canada
♦ Use D1AZ 5A231-A in U.S. only; use C000 5253-F in Canada

COPYRIGHT © 1975 — FORD MOTOR COMPANY — DEARBORN, MICHIGAN

HALPERT_AUCTIONS

1969 FORD—8 CYL. 428-4B SEDAN & HARDTOP (POLICE CAR ONLY)

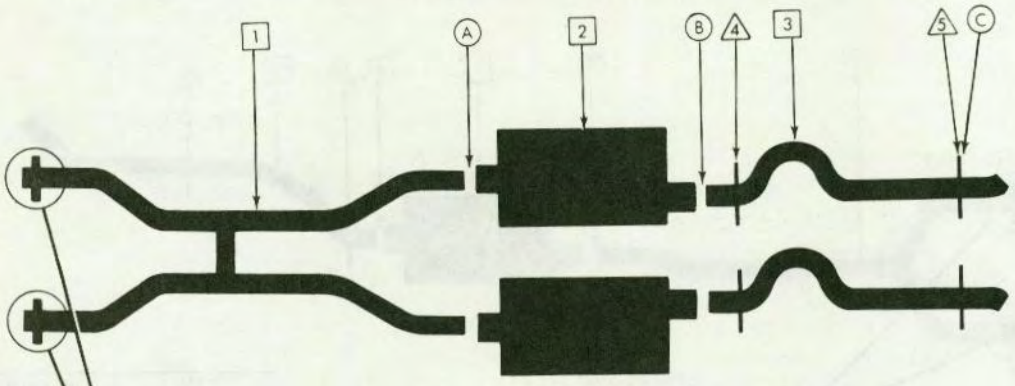

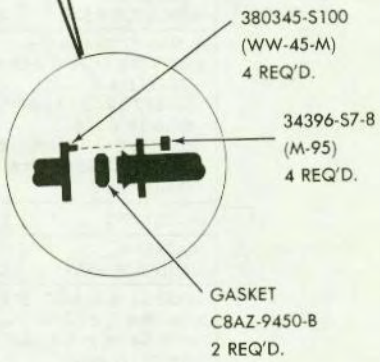

	ITEM	L.H.	R.H.
1	INLET PIPE	C9AZ-5246-J (BEFORE 12-23-68) C9AZ-5246-G (AFTER 12-23-68)	
A	CLAMP ‡	D1AZ-5A231-D	D1AZ-5A231-D
2	MUFFLER	C9AZ-5230-R	C9AZ-5230-Y (BEFORE 11-25-68) C9AZ-5230-C (FROM 11-25-68)
B	CLAMP ♦	D1AZ-5A231-A	D1AZ-5A231-A
4	BRACKET & INSULATOR ASSY.	C9AZ-5260-A	C9AZ-5260-A
	★C9AA-5299-A PLATE (2) REQ'D. ★ 40980-S2 SCREW HEX 3/8-16 x 1 (4) REQ'D. 381877-S2 (UU-52-AF) SCREW 5/16-18 x 3/4 (4) REQ'D. ATT. BRKT. & PLATE TO CROSS MEMBER & OUTLET PIPE		
3	OUTLET PIPE	C9AZ-5255-E	C9AZ-5255-B
5	BRACKET & INSULATOR ASSY.	C9AZ-5260-E (BEFORE 11-11-68) C9AZ-5260-G (FROM 11-11-68)	C9AZ-5260-F
	★40980-S2 SCREW HEX 3/8-16 x 1 (4) REQ'D. ATT. BRKT. TO FRAME		
C	CLAMP ♦	D1AZ-5A231-A	D1AZ-5A231-A

E-F-13

‡ Use D1AZ 5A231-D in U.S. only; use C000 5253-G in Canada

♦ Use D1AZ 5A231-A in U.S. only; use C000 5253-F in Canada

HALPERT_AUCTIONS

1969 FORD—8 CYL. 428-4B & 429-2B & 4B STATION WAGON

CONSOLIDATED SERVICE REPLACEMENT (REPLACES ORIGINAL SERVICE SYSTEM BELOW)

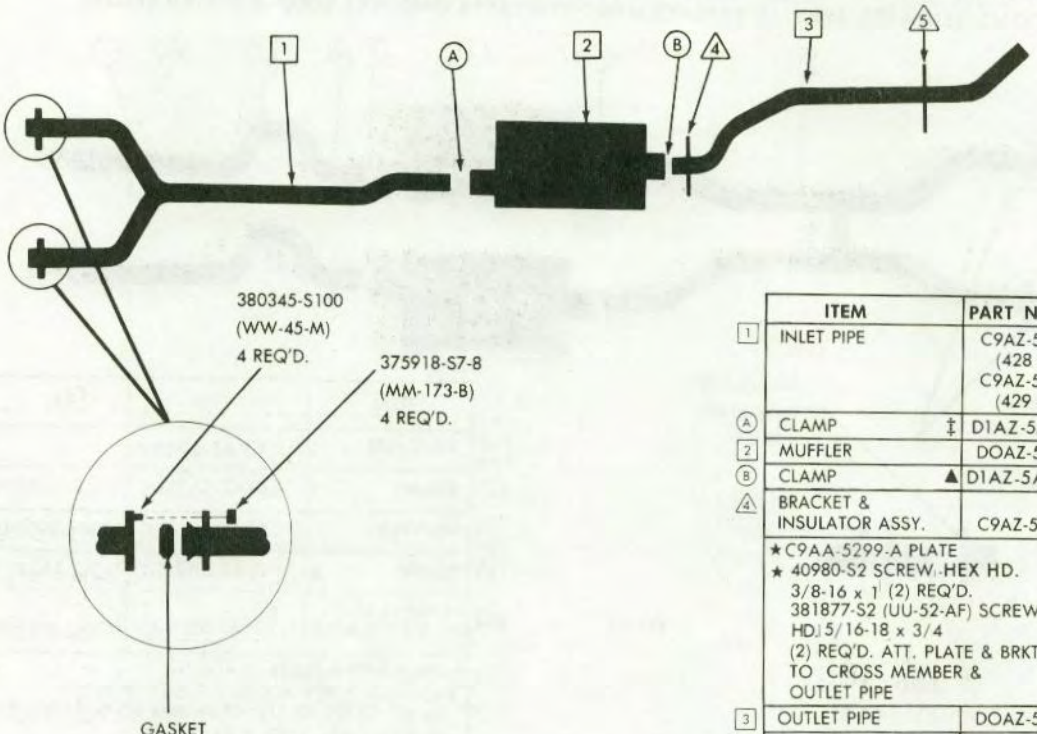

	ITEM	PART NUMBER
1	INLET PIPE	C9AZ-5246-H (428 CID) C9AZ-5246-D (429 CID)
A	CLAMP ‡	D1AZ-5A231-D
2	MUFFLER	D0AZ-5230-U
B	CLAMP ▲	D1AZ-5A231-C
4	BRACKET & INSULATOR ASSY.	C9AZ-5260-A
	★C9AA-5299-A PLATE ★ 40980-S2 SCREW-HEX HD. 3/8-16 x 1 (2) REQ'D. 381877-S2 (UU-52-AF) SCREW-HEX HD. 5/16-18 x 3/4 (2) REQ'D. ATT. PLATE & BRKT. TO CROSS MEMBER & OUTLET PIPE	
3	OUTLET PIPE	D0AZ-5255-U
5	BRACKET & INSULATOR ASSY.	C9AZ-5260-C
	381877-S2 (UU-52-AF) SCREW-HEX HD. 5/16-18 x 3/4 (2) REQ'D. 34976-S4 (M-89-CA) NUT-HEX 5/16 (2) REQ'D. 56320-S4 (B-318-GD) SCREW-HEX HD. 5/16-18 x 7/8 ATT. BRKT. TO FRAME & OUTLET PIPE	

Consolidated muffler and outlet pipe must be used together as a matched pair. They will not mate with original service components.

ORIGINAL SERVICE SYSTEM (REPLACED BY CONSOLIDATED SYSTEM ABOVE)

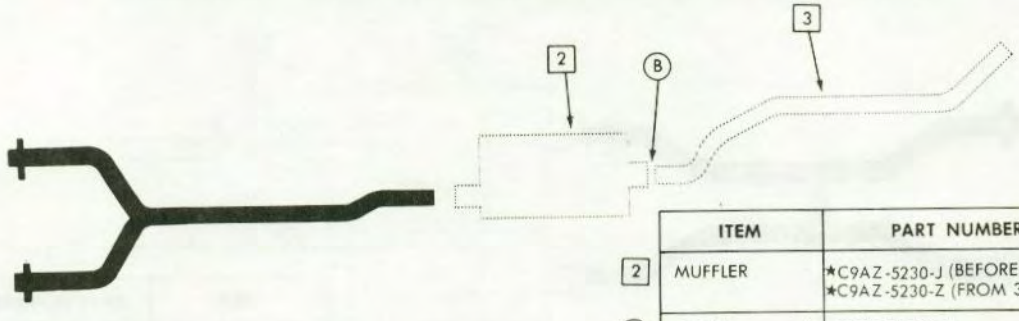

	ITEM	PART NUMBER
2	MUFFLER	★C9AZ-5230-J (BEFORE 3-3-69) ★C9AZ-5230-Z (FROM 3-3-69)
B	CLAMP ♦	D1AZ-5A231-A
3	OUTLET PIPE	★C9AZ-5255-D

E-F-27

‡ Use D1AZ 5A231-D in U.S. only; use C000 5253-G in Canada

▲ Use D1AZ 5A231-C in U.S. only; use C000 5253-E in Canada

♦ Use D1AZ 5A231-A in U.S. only; use C000 5253-F in Canada

COPYRIGHT © 1975 — FORD MOTOR COMPANY — DEARBORN, MICHIGAN

FINAL ISSUE

HALPERT_AUCTIONS

1969 FORD—8 CYL. 429-4B SEDAN, HARDTOP & CONVERTIBLE

CONSOLIDATED SERVICE REPLACEMENT (REPLACES ORIGINAL SERVICE SYSTEM BELOW)

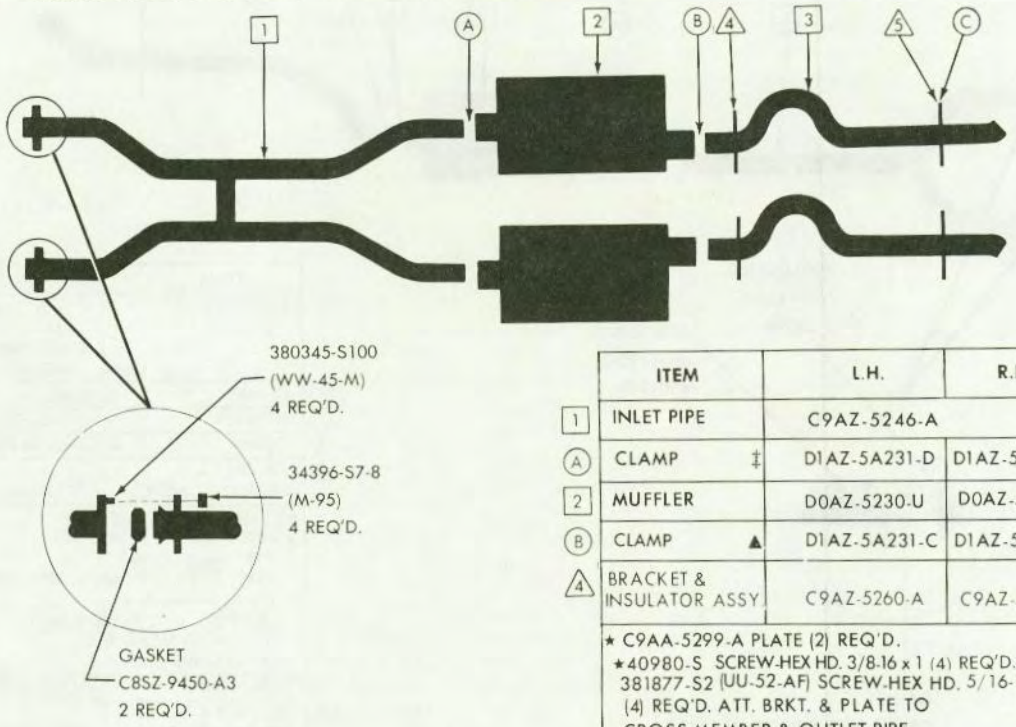

	ITEM	L.H.	R.H.
1	INLET PIPE	C9AZ-5246-A	
A	CLAMP ‡	D1AZ-5A231-D	D1AZ-5A231-D
2	MUFFLER	D0AZ-5230-U	D0AZ-5230-U
B	CLAMP ▲	D1AZ-5A231-C	D1AZ-5A231-C
4	BRACKET & INSULATOR ASSY.	C9AZ-5260-A	C9AZ-5260-A
	★ C9AA-5299-A PLATE (2) REQ'D. ★40980-S SCREW-HEX HD. 3/8-16 x 1 (4) REQ'D. 381877-S2 (UU-52-AF) SCREW-HEX HD. 5/16-18 x 3/4 (4) REQ'D. ATT. BRKT. & PLATE TO CROSS MEMBER & OUTLET PIPE		
3	OUTLET PIPE	D0AZ-5255-L	D0AZ-5255-K
5	BRACKET & INSULATOR ASSY.	C9AZ-5260-E (BEFORE 11-11-68) C9AZ-5260-G (FROM 11-11-68)	C9AZ-5260-F
	★ 40980-S2 SCREW-HEX HD. 3/8-16 x 1 (4) REQ'D. ATT. BRKT. TO FRAME		
C	CLAMP ▲	D1AZ-5A231-C	D1AZ-5A231-C

Original equipment muffler and outlet pipe are a welded assembly. To service this assembly you must replace it with both parts (muffler and outlet pipe) used together.

Consolidated muffler and outlet pipe must used together as a matched pair. They will not mate with original service components.

ORIGINAL SERVICE SYSTEM (REPLACED BY CONSOLIDATED SYSTEM ABOVE)

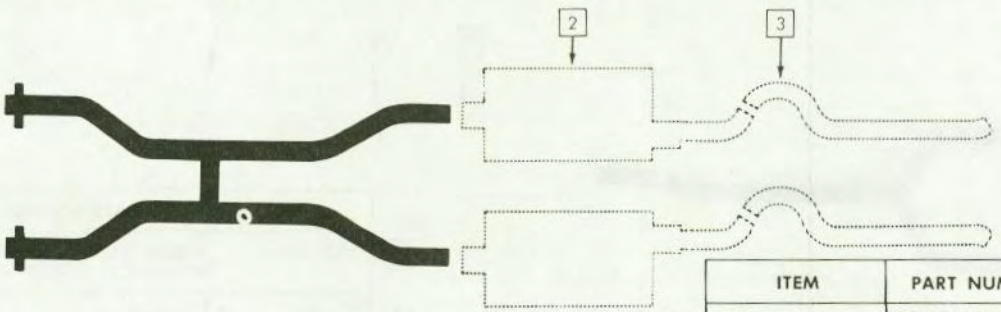

	ITEM	PART NUMBER
2	MUFFLER	★C9AZ-5230-N (L.H.) ★C9AZ-5230-E (R.H.)
3	OUTLET PIPE	★C9AZ-5255-F (L.H.) ★C9AZ-5255-A (R.H.)

E-F-11

‡ Use D1AZ 5A231-D in U.S. only; use C000 5253-G in Canada

▲ Use D1AZ 5A231-C in U.S. only; use C000 5253-E in Canada

1969 FAIRLANE/TORINO—6 CYL. 250-1B SEDAN, HARDTOP & CONVERTIBLE

CONSOLIDATED SERVICE REPLACEMENT (REPLACES ORIGINAL SERVICE SYSTEM BELOW)

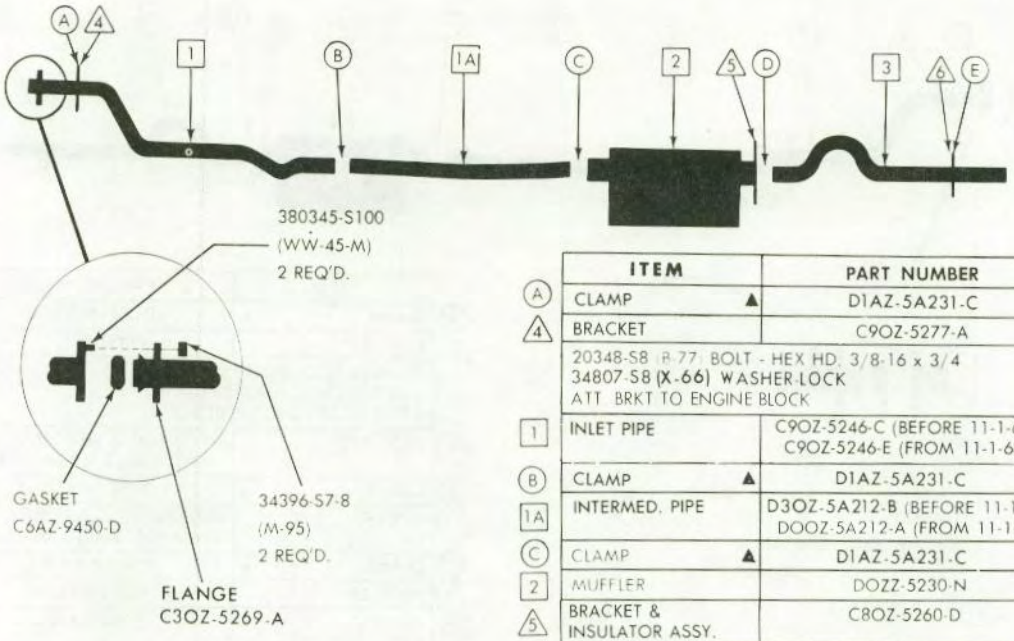

	ITEM	PART NUMBER
A	CLAMP ▲	D1AZ-5A231-C
4	BRACKET	C9OZ-5277-A
	20348-S8 (B-77) BOLT - HEX HD. 3/8-16 x 3/4 34807-S8 (X-66) WASHER-LOCK ATT. BRKT TO ENGINE BLOCK	
1	INLET PIPE	C9OZ-5246-C (BEFORE 11-1-68) C9OZ-5246-E (FROM 11-1-68)
B	CLAMP ▲	D1AZ-5A231-C
1A	INTERMED. PIPE	D3OZ-5A212-B (BEFORE 11-1-68) DOOZ-5A212-A (FROM 11-1-68)
C	CLAMP ▲	D1AZ-5A231-C
2	MUFFLER	DOZZ-5230-N
5	BRACKET & INSULATOR ASSY.	C8OZ-5260-D
	381877-S2 (UU-52-AF) SCREW - HEX HD. 5/16-18 x 3/4 (4) REQ'D. ATT. BRKT. TO MUFFLER & U/BODY	
D	CLAMP ▲	D1AZ-5A231-C
3	OUTLET PIPE	DOOZ-5255-E
6	BRACKET & INSULATOR ASSY.	C8OZ-5260-A
	381877-S2 (UU-52-AF) SCREW - HEX HD. 5/16-18 x 3/4 (2) REQ'D. ATT. BRKT. & INSULATOR ASSY. TO U/BODY	
E	CLAMP ▲	D1AZ-5A231-C

Original equipment and original service muffler, intermediate pipe and outlet pipe are a welded assembly. To service this assembly you must replace it with all three parts (muffler, intermediate pipe and outlet pipe) used together.

ORIGINAL SERVICE SYSTEM (REPLACED BY CONSOLIDATED SYSTEM ABOVE)

	ITEM	PART NUMBER
2	MUFFLER	★C9OZ-5230-G (BEFORE 11-1-68) ★C9OZ-5230-R (FROM 11-1-68)

E-C-39

▲ Use D1AZ 5A231-C in U.S. only; use C000 5253-E in Canada

COPYRIGHT © 1975 — FORD MOTOR COMPANY — DEARBORN, MICHIGAN

HALPERT_AUCTIONS

1969 FAIRLANE/TORINO—6 CYL. 250-1B STATION WAGON & RANCHERO

CONSOLIDATED SERVICE REPLACEMENT (REPLACES ORIGINAL SERVICE SYSTEM BELOW)

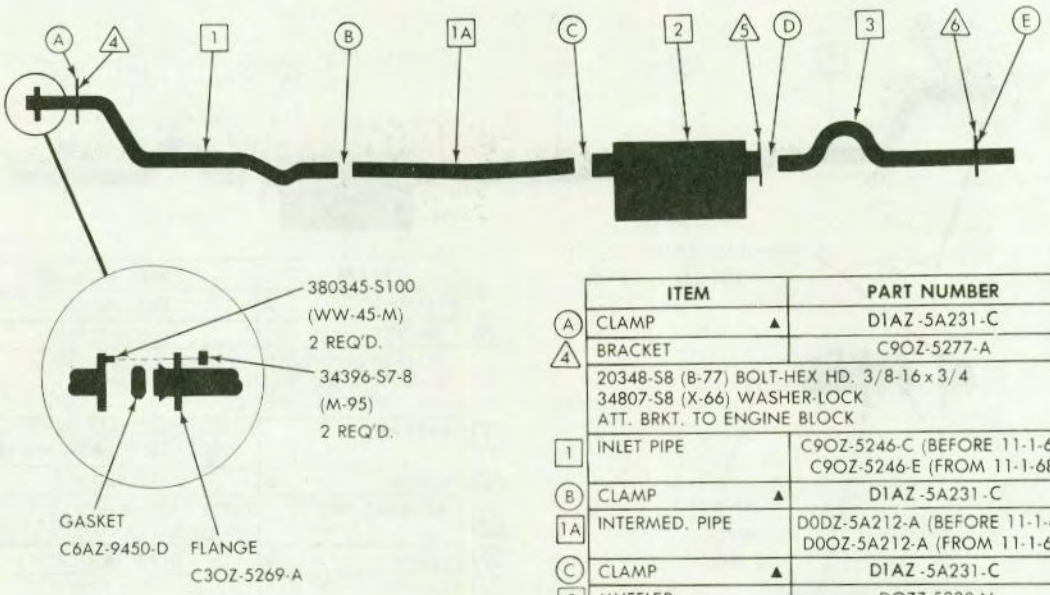

	ITEM	PART NUMBER
A	CLAMP ▲	D1AZ-5A231-C
4	BRACKET	C9OZ-5277-A
	20348-S8 (B-77) BOLT-HEX HD. 3/8-16 x 3/4 34807-S8 (X-66) WASHER-LOCK ATT. BRKT. TO ENGINE BLOCK	
1	INLET PIPE	C9OZ-5246-C (BEFORE 11-1-68) C9OZ-5246-E (FROM 11-1-68)
B	CLAMP ▲	D1AZ-5A231-C
1A	INTERMED. PIPE	D0DZ-5A212-A (BEFORE 11-1-68) D0OZ-5A212-A (FROM 11-1-68)
C	CLAMP ▲	D1AZ-5A231-C
2	MUFFLER	DOZZ-5230-N
5	BRACKET & INSULATOR ASSY.	C9OZ-5260-A
	381877-S2 (UU-52-AF) SCREW-HEX HD. 5/16-18 x 3/4 (4) REQ'D. ATT. BRKT. TO MUFFLER & U/BODY	
D	CLAMP ▲	D1AZ-5A231-C
3	OUTLET PIPE	DODZ-5255-A
6	BRACKET & INSULATOR ASSY.	C7DZ-5260-B (RANCHERO) C70Z-5260-D (S/W)
	381877-S2 (UU-52-AF) SCREW-HEX HD. 5/16-18 x 3/4 (2) REQ'D. ATT. BRKT. & INSULATOR ASSY. TO U/BODY	
E	CLAMP ▲	D1AZ-5A231-C

Original equipment and original service muffler, intermediate pipe and outlet pipe are a welded assembly. To service this assembly you must replace it with all three parts (muffler, intermediate pipe and outlet pipe) used together.

ORIGINAL SERVICE SYSTEM (REPLACED BY CONSOLIDATED SYSTEM ABOVE)

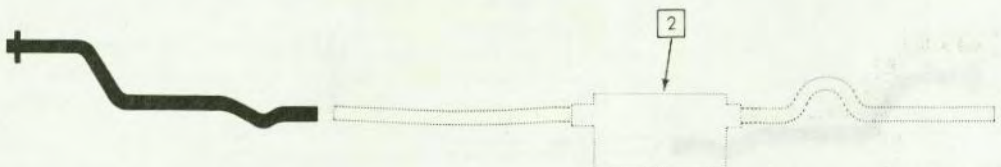

	ITEM	PART NUMBER
2	MUFFLER	★C9OZ-5230-H (BEFORE 11-1-68) ★C9OZ-5230-S (FROM 11-1-68)

E-C-40

▲ Use D1AZ 5A231-C in U.S. only; use C000 5253-E in Canada

HALPERT_AUCTIONS

1969 FAIRLANE/TORINO—8 CYL. 302-2B SEDAN, HARDTOP & CONVERTIBLE

CONSOLIDATED SERVICE REPLACEMENT (REPLACES ORIGINAL SERVICE SYSTEM BELOW)

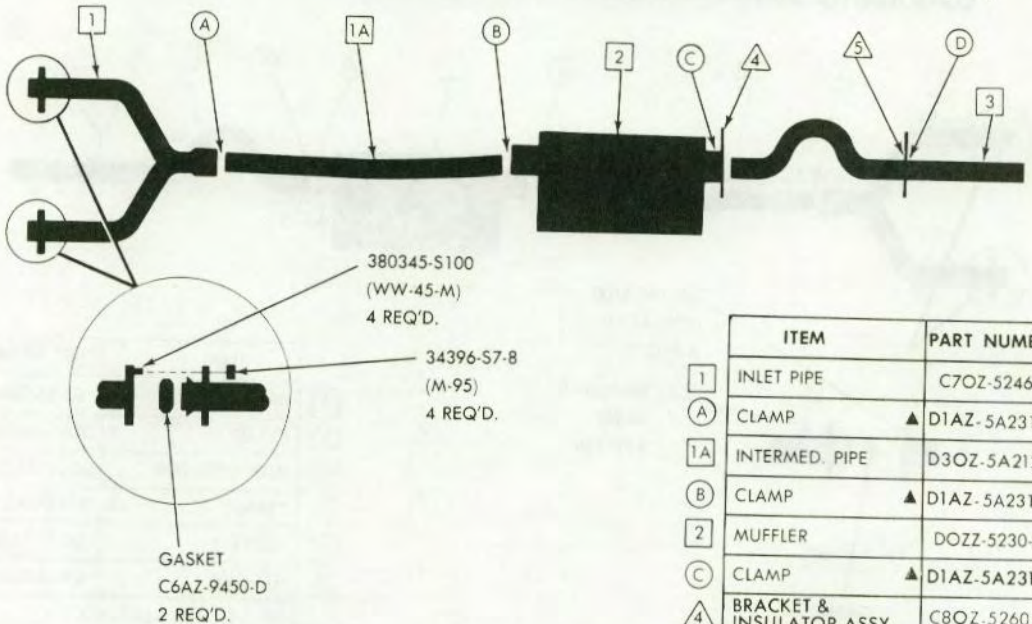

	ITEM	PART NUMBER
1	INLET PIPE	C7OZ-5246-L
A	CLAMP ▲	D1AZ-5A231-C
1A	INTERMED. PIPE	D3OZ-5A212-B
B	CLAMP ▲	D1AZ-5A231-C
2	MUFFLER	DOZZ-5230-N
C	CLAMP ▲	D1AZ-5A231-C
4	BRACKET & INSULATOR ASSY.	C8OZ-5260-D
	381877-S2 (UU-52-AF) SCREW - HEX HD. 5/16-18 x 3/4 (4) REQ'D. ATT. BRACKET TO MUFFLER & U/BODY	
5	BRACKET & INSULATOR ASSY.	C8OZ-5260-A
	381877-S2 (UU-52-AF) SCREW - HEX HD. 5/16-18 x 3/4 (2) REQ'D. ATT. BRKT. & INSULATOR ASSY. TO U/BODY	
D	CLAMP ▲	D1AZ-5A231-C
3	OUTLET PIPE	DOOZ-5255-E

Original equipment and original service muffler, intermediate pipe and outlet pipe are a welded assembly. To service this assembly you must replace it with all three parts (muffler, intermediate pipe and outlet pipe) used together.

ORIGINAL SERVICE SYSTEM (REPLACED BY CONSOLIDATED SYSTEM ABOVE)

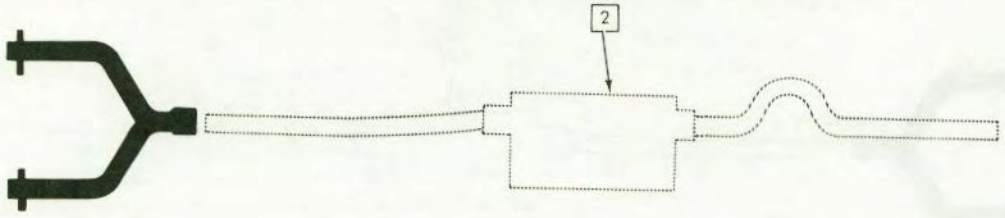

	ITEM	PART NO.
2	MUFFLER	★C8OZ-5230-F

E-C-42

▲ Use D1AZ 5A231-C in U.S. only; use C000 5253-E in Canada

COPYRIGHT © 1975 — FORD MOTOR COMPANY — DEARBORN, MICHIGAN

HALPERT_AUCTIONS

1969 FAIRLANE/TORINO—8 CYL. 302-2B STATION WAGON & RANCHERO

CONSOLIDATED SERVICE REPLACEMENT (REPLACES ORIGINAL SERVICE SYSTEM BELOW)

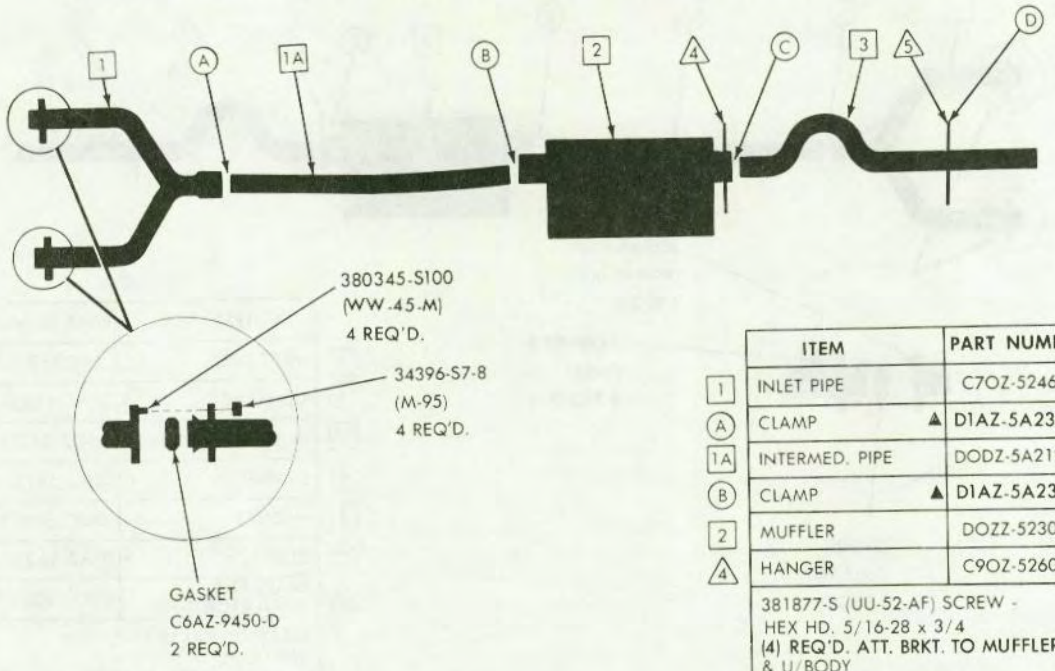

	ITEM	PART NUMBER
1	INLET PIPE	C7OZ-5246-L
A	CLAMP ▲	D1AZ-5A231-C
1A	INTERMED. PIPE	DODZ-5A212-A
B	CLAMP ▲	D1AZ-5A231-C
2	MUFFLER	DOZZ-5230-N
4	HANGER	C9OZ-5260-A
	381877-S (UU-52-AF) SCREW - HEX HD. 5/16-28 x 3/4 (4) REQ'D. ATT. BRKT. TO MUFFLER & U/BODY	
C	CLAMP ▲	D1AZ-5A231-C
3	OUTLET PIPE	DODZ-5255-A
5	HANGER	C7OZ-5260-B (RANCHERO) C7OZ-5260-D (S/W)
	381877-S (UU-52-AF) SCREW - HEX HD. 5/16-18 x 3/4 (2) REQ'D. ATT. BRKT. & INSULATOR ASSY. TO U/BODY	
D	CLAMP ▲	D1AZ-5A231-C

Original equipment and original service muffler, intermediate pipe and outlet pipe are a welded assembly. To service this assembly you must replace it with all three parts (muffler, intermediate pipe and outlet pipe) used together.

ORIGINAL SERVICE SYSTEM (REPLACED BY CONSOLIDATED SYSTEM ABOVE)

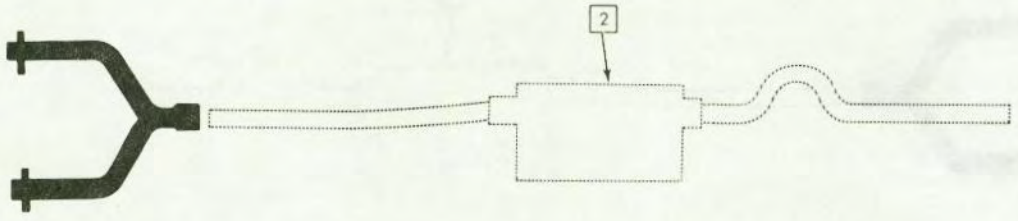

	ITEM	PART NO.
2	MUFFLER	*C8OZ-5230-E

E-C-41

▲ Use D1AZ 5A231-C in U.S. only; use C000 5253-E in Canada

HALPERT_AUCTIONS

1969 FAIRLANE/TORINO—8 CYL 351-2B SEDAN, HARDTOP & CONVERTIBLE

CONSOLIDATED SERVICE REPLACEMENT (REPLACED BY CONSOLIDATED ABOVE)

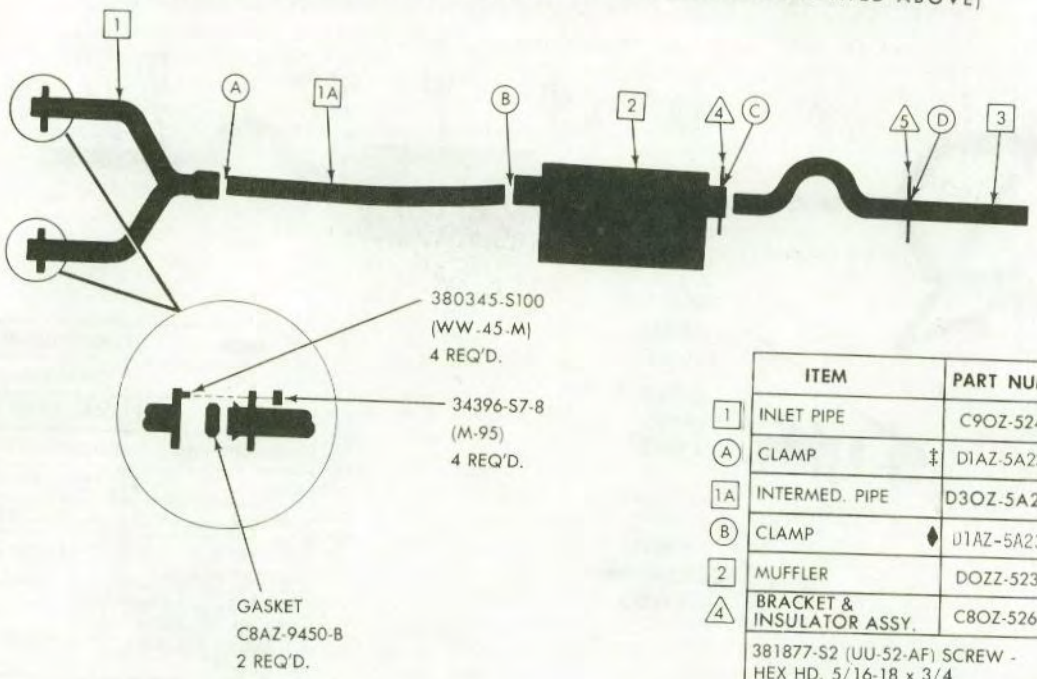

	ITEM	PART NUMBER
1	INLET PIPE	C9OZ-5246-B
A	CLAMP ‡	D1AZ-5A231-D
1A	INTERMED. PIPE	D3OZ-5A212-A
B	CLAMP ♦	D1AZ-5A231-A
2	MUFFLER	DOZZ-5230-R
4	BRACKET & INSULATOR ASSY.	C8OZ-5260-D
	381877-S2 (UU-52-AF) SCREW - HEX HD. 5/16-18 x 3/4 (4) REQ'D. ATT. BRKT. TO MUFFLER & U/BODY	
C	CLAMP ▲	D1AZ-5A231-C
5	BRACKET & INSULATOR ASSY.	C8OZ-5260-A
	381877-S2 (UU-52-AF) SCREW - HEX HD. 5/16-18 x 3/4 (2) REQ'D. ATT. BRKT. & INSULATOR ASSY. TO U/BODY	
D	CLAMP ▲	D1AZ-5A231-C
3	OUTLET PIPE	DOOZ-5255-E

Original equipment and original service muffler, intermediate pipe and outlet pipe are a welded assembly. To service this assembly you must replace it with all three parts (muffler, intermediate pipe and outlet pipe) used together.

ORIGINAL SERVICE SYSTEM (REPLACED BY CONSOLIDATED SYSTEM ABOVE)

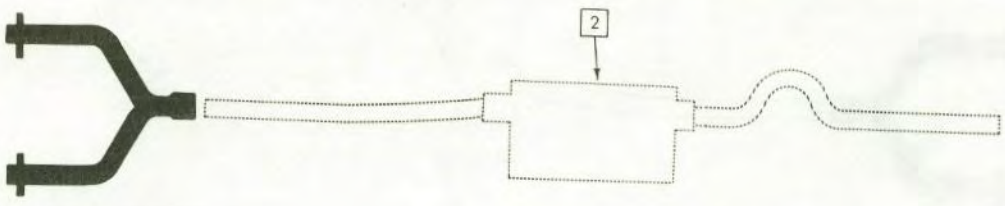

	ITEM	PART NO.
2	MUFFLER	★C9OZ-5230-E

E-C-43

‡ Use D1AZ 5A231-D in U.S. only; use C000 5253-G in Canada
♦ Use D1AZ 5A231-A in U.S. only; use C000 5253-F in Canada
▲ Use D1AZ 5A231-C in U.S. only; use C000 5253-E in Canada

COPYRIGHT © 1975— FORD MOTOR COMPANY —DEARBORN, MICHIGAN

FINAL ISSUE

HALPERT_AUCTIONS

1969 FAIRLANE/TORINO—8 CYL. 351-2B & 4B STATION WAGON & RANCHERO

CONSOLIDATED SERVICE REPLACEMENT (REPLACES ORIGINAL SERVICE SYSTEM BELOW)

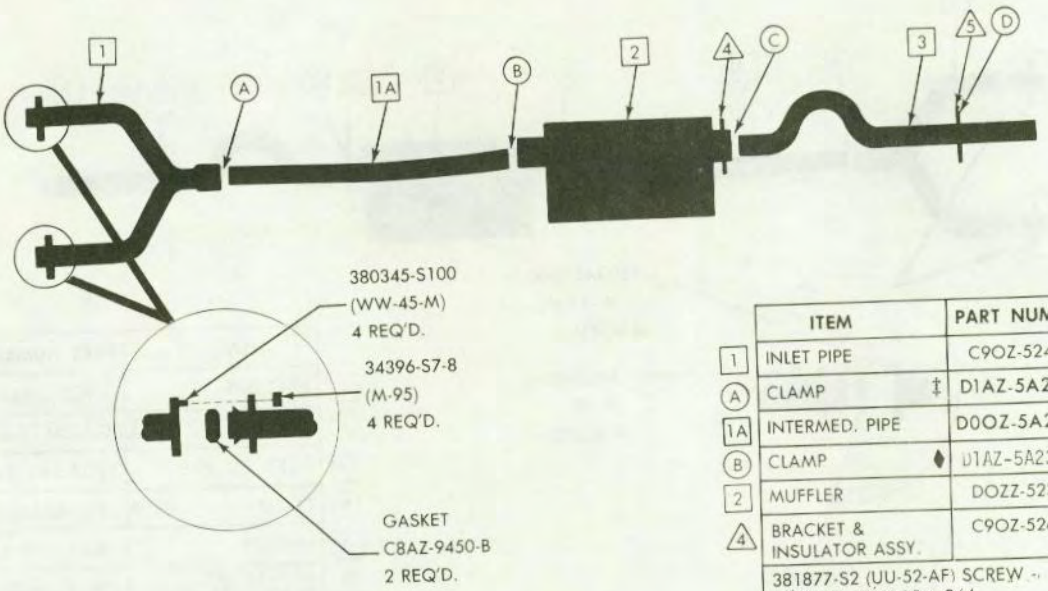

	ITEM	PART NUMBER
1	INLET PIPE	C9OZ-5246-B
A	CLAMP ‡	D1AZ-5A231-D
1A	INTERMED. PIPE	D0OZ-5A212-H
B	CLAMP ♦	D1AZ-5A231-A
2	MUFFLER	DOZZ-5230-R
4	BRACKET & INSULATOR ASSY.	C9OZ-5260-A
	381877-S2 (UU-52-AF) SCREW - HEX HD. 5/16-18 x 3/4 (4) REQ'D. ATT. BRKT. TO MUFFLER & U/BODY	
C	CLAMP ▲	D1AZ-5A231-C
3	OUTLET PIPE	DODZ-5255-A
5	BRACKET & INSULATOR ASSY.	C7OZ-5260-D (STA. WAG.) C7DZ-5260-B (RANCHERO)
	381877-S2 (UU-52-AF) SCREW - HEX HD. 5/16-18 x 3/4 (2) REQ'D. ATT. BRKT. & INSULATOR ASSY. TO U/BODY	
D	CLAMP ▲	D1AZ-5A231-C

Original equipment and original service muffler, intermediate pipe and outlet pipe are a welded assembly. To service this assembly you must replace it with all three parts (muffler, intermediate pipe and outlet pipe) used together.

ORIGINAL SERVICE SYSTEM (REPLACED BY CONSOLIDATED SYSTEM ABOVE)

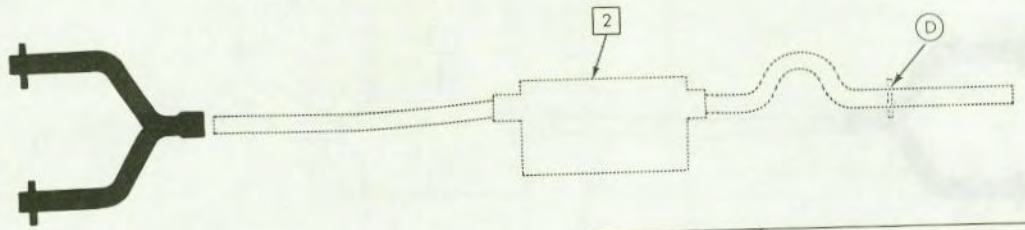

	ITEM	PART NUMBER
2	MUFFLER	★C9OZ-5230-V (CALIFORNIA ONLY) ★C9OZ-5230-F (EXC. CALIF.)
D	CLAMP	★ C3OZ-5A231-A

E-C-45

‡ Use D1AZ 5A231-D in U.S. only; use C000 5253-G in Canada
♦ Use D1AZ 5A231-A in U.S. only; use C000 5253-F in Canada
▲ Use D1AZ 5A231-C in U.S. only; use C000 5253-E in Canada

1969 FAIRLANE/TORINO—8 CYL 351-4B SEDAN, HARDTOP & CONVERTIBLE

CONSOLIDATED SERVICE REPLACEMENT (REPLACES ORIGINAL SERVICE SYSTEM BELOW)

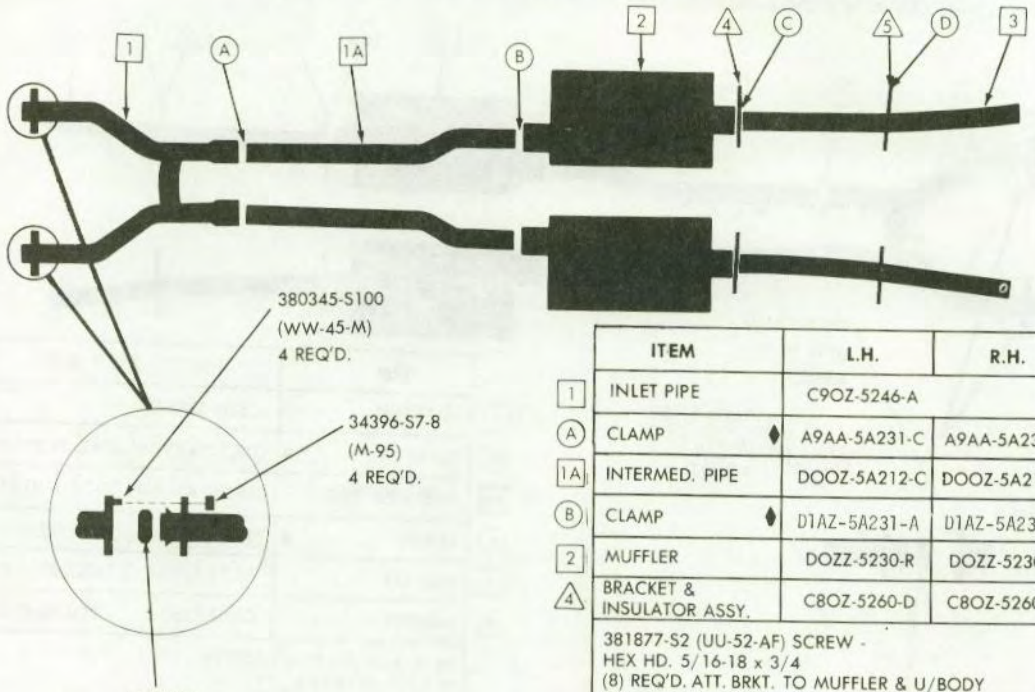

	ITEM	L.H.	R.H.
1	INLET PIPE	C9OZ-5246-A	
A	CLAMP ♦	A9AA-5A231-C	A9AA-5A231-C
1A	INTERMED. PIPE	DOOZ-5A212-C	DOOZ-5A212-C
B	CLAMP ♦	D1AZ-5A231-A	D1AZ-5A231-A
2	MUFFLER	DOZZ-5230-R	DOZZ-5230-R
4	BRACKET & INSULATOR ASSY.	C8OZ-5260-D	C8OZ-5260-D
	381877-S2 (UU-52-AF) SCREW - HEX HD. 5/16-18 x 3/4 (8) REQ'D. ATT. BRKT. TO MUFFLER & U/BODY		
C	CLAMP ▲	D1AZ-5A231-C	D1AZ-5A231-C
5	BRACKET & INSULATOR ASSY.	C8OZ-5260-A	C8OZ-5260-B
	381877-S2 (UU-52-AF) SCREW - HEX HD. 5/16-18 x 3/4 (4) REQ'D. ATT. BRKT. & INSULATOR ASSY. TO U/BODY		
D	CLAMP ▲	D1AZ-5A231-C	D1AZ-5A231-C
3	OUTLET PIPE	DOOZ-5255-E	DOOZ-5255-F

Original equipment and original service muffler, intermediate pipe and outlet pipe are a welded assembly. To service this assembly you must replace it with all three parts (muffler, intermediate pipe and outlet pipe) used together.

ORIGINAL SERVICE SYSTEM (REPLACED BY CONSOLIDATED SYSTEM ABOVE)

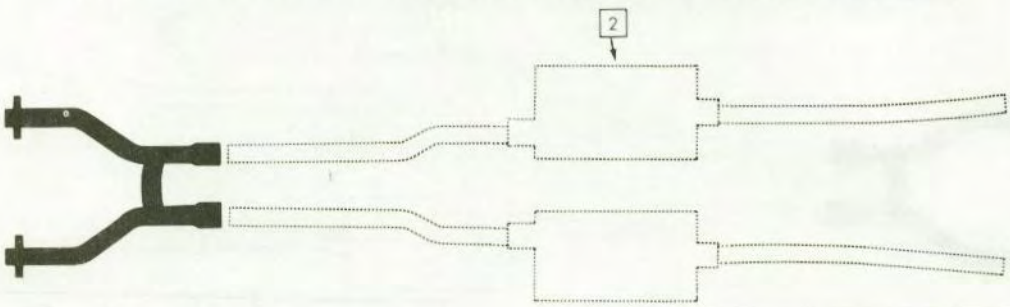

	ITEM	L.H.	R.H.
2	MUFFLER	✶C9OZ-5230-D	✶C9OZ-5230-C

E-C-44

♦ Use D1AZ 5A231-A in U.S. only; use C000 5253-F in Canada

▲ Use D1AZ 5A231-C in U.S. only, use C000 5253-E in Canada

COPYRIGHT © 1975 — FORD MOTOR COMPANY — DEARBORN, MICHIGAN

FINAL ISSUE

HALPERT_AUCTIONS

1969 FAIRLANE/TORINO—8 CYL. 390-4B SEDAN, HARDTOP & CONVERTIBLE

CONSOLIDATED SERVICE REPLACEMENT (REPLACES ORIGINAL SERVICE SYSTEM BELOW)

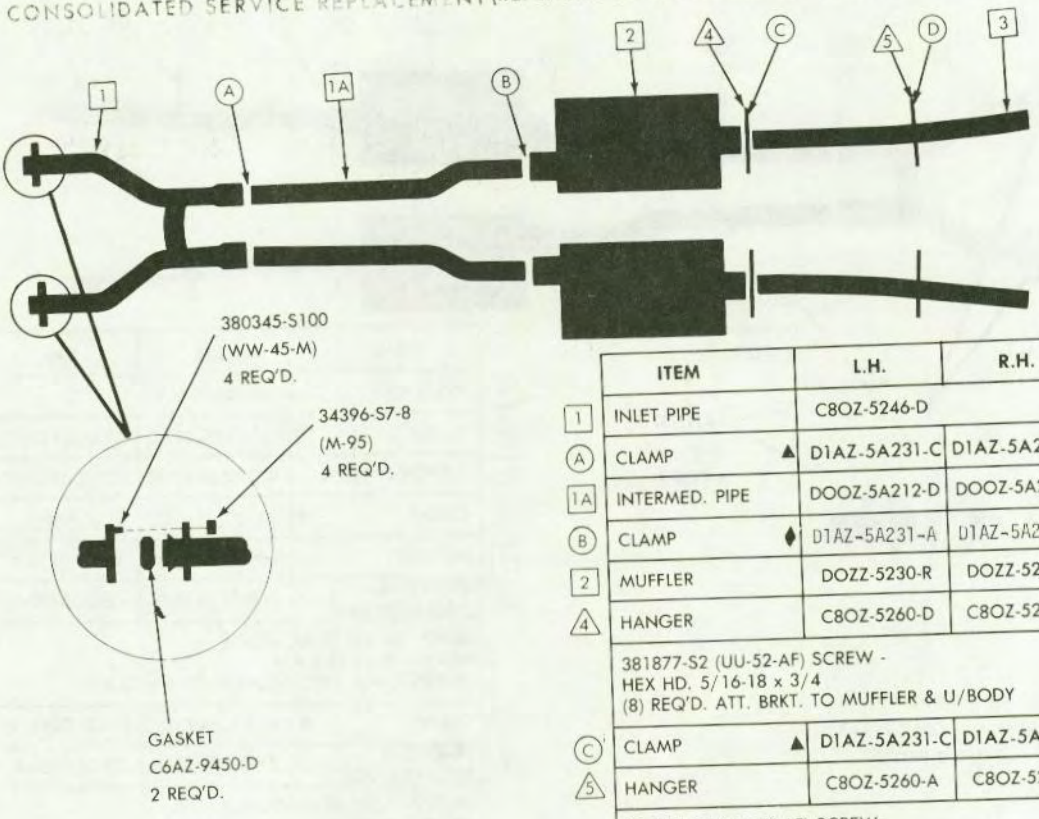

	ITEM	L.H.	R.H.
1	INLET PIPE	C8OZ-5246-D	
A	CLAMP ▲	D1AZ-5A231-C	D1AZ-5A231-C
1A	INTERMED. PIPE	DOOZ-5A212-D	DOOZ-5A212-D
B	CLAMP ♦	D1AZ-5A231-A	D1AZ-5A231-A
2	MUFFLER	DOZZ-5230-R	DOZZ-5230-R
4	HANGER	C8OZ-5260-D	C8OZ-5260-D
	381877-S2 (UU-52-AF) SCREW - HEX HD. 5/16-18 x 3/4 (8) REQ'D. ATT. BRKT. TO MUFFLER & U/BODY		
C	CLAMP ▲	D1AZ-5A231-C	D1AZ-5A231-C
5	HANGER	C8OZ-5260-A	C8OZ-5260-B
	381877-S2 (UU-52-AF) SCREW - HEX HD. 5/16-18 x 3/4 (4) REQ'D. ATT. BRKT. & INSULATOR TO U/BODY		
D	CLAMP ▲	D1AZ-5A231-C	D1AZ-5A231-C
3	OUTLET PIPE	DOOZ-5255-E	DOOZ-5255-F

Original equipment and original service muffler, intermediate pipe and outlet pipe are a welded assembly. To service this assembly you must replace it with all three parts (muffler, intermediate pipe and outlet pipe) used together.

ORIGINAL SERVICE SYSTEM (REPLACED BY CONSOLIDATED SYSTEM ABOVE)

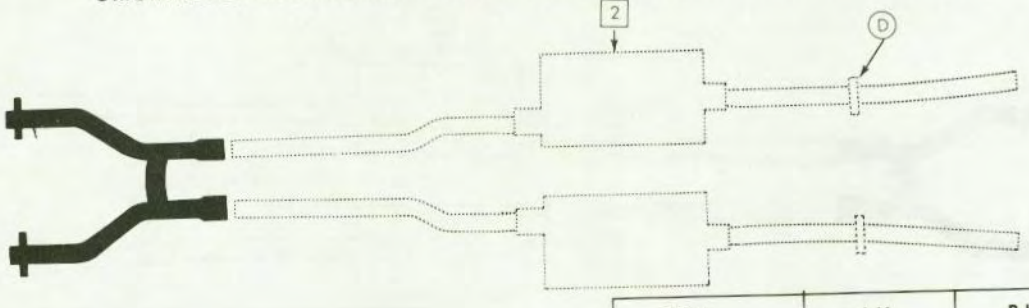

	ITEM	L.H.	R.H.
2	MUFFLER	★C9OZ-5230-N	★C9OZ-5230-M
D	CLAMP ♦	D1AZ-5A231-A	D1AZ-5A231-A

E-C-47

▲ Use D1AZ 5A231-C in U.S. only, use C000 5253-E in Canada
♦ Use D1AZ 5A231-A in U.S. only, use C000 5253-F in Canada

HALPERT_AUCTIONS

1969 FAIRLANE/TORINO-8 CYL.390-4B STATION WAGON & RANCHERO

CONSOLIDATED SYSTEM REPLACEMENT (REPLACES ORIGINAL SERVICE SYSTEM BELOW)

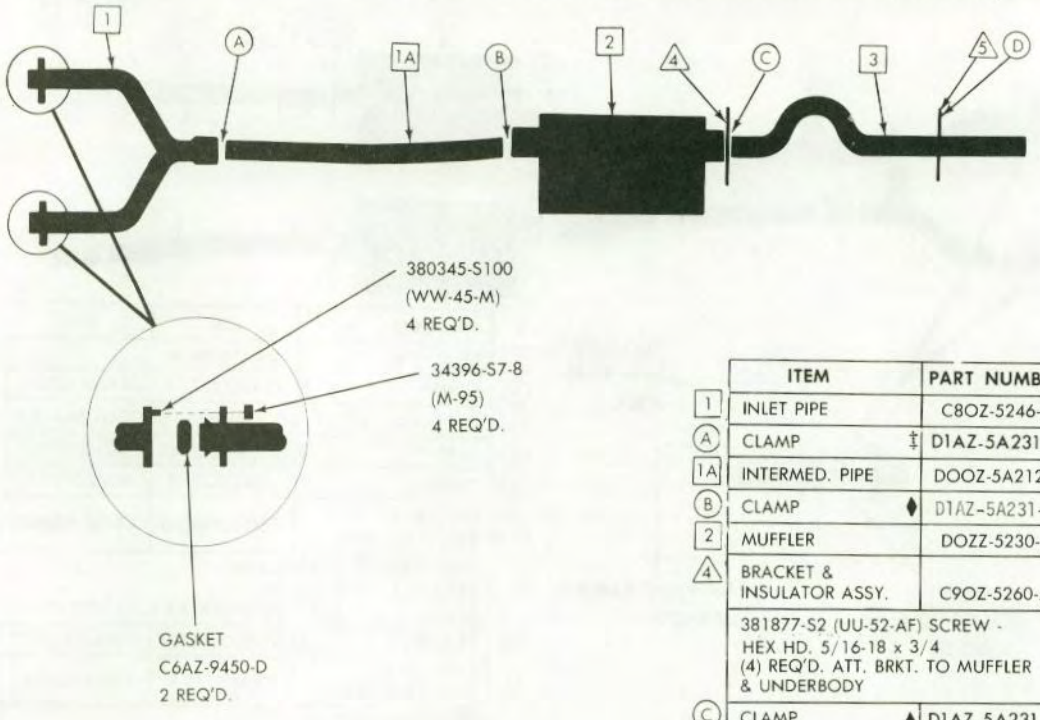

	ITEM	PART NUMBER
1	INLET PIPE	C8OZ-5246-C
A	CLAMP ‡	D1AZ-5A231-D
1A	INTERMED. PIPE	DOOZ-5A212-F
B	CLAMP ♦	D1AZ-5A231-A
2	MUFFLER	DOZZ-5230-R
4	BRACKET & INSULATOR ASSY.	C9OZ-5260-A
	381877-S2 (UU-52-AF) SCREW - HEX HD. 5/16-18 x 3/4 (4) REQ'D. ATT. BRKT. TO MUFFLER & UNDERBODY	
C	CLAMP ▲	D1AZ-5A231-C
3	OUTLET PIPE	DODZ-5255-A
5	BRACKET & INSULATOR ASSY.	C7OZ-5260-D (S/W) C7DZ-5260-B (RANCHERO)
	381877-S2 (UU-52-AF) SCREW - HEX HD. 5/16-18 x 3/4 (2) REQ'D. ATT. BRKT. & INSULATOR ASSY. TO UNDERBODY	
D	CLAMP ▲	D1AZ-5A231-C

Original equipment and original service muffler, intermediate pipe and outlet pipe are a welded assembly. To service this assembly you must replace it with all three parts (muffler, intermediate pipe and outlet pipe) used together.

ORIGINAL SERVICE SYSTEM (REPLACED BY CONSOLIDATED SYSTEM ABOVE)

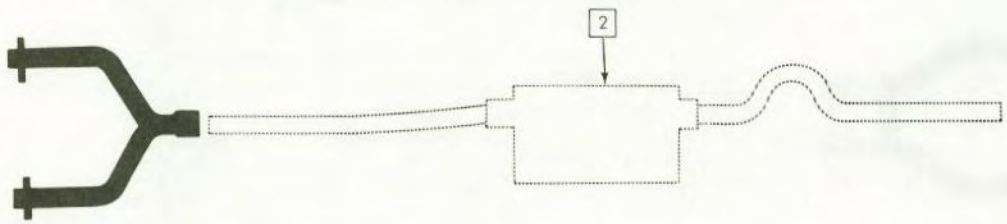

	ITEM	PART NUMBER
2	MUFFLER	✱C9OZ-5230-Y

E-C-48

‡ Use D1AZ 5A231-D in U.S. only; use C000 5253-G in Canada
♦ Use D1AZ 5A231-A in U.S. only; use C000 5253-F in Canada
▲ Use D1AZ 5A231-C in U.S. only; use C000 5253-E in Canada

COPYRIGHT © 1975 — FORD MOTOR COMPANY — DEARBORN, MICHIGAN

FINAL ISSUE

HALPERT_AUCTIONS

1969 FAIRLANE/TORINO - 8 CYL. 428-4B C.J. SEDAN, HARDTOP & CONVERTIBLE

CONSOLIDATED SERVICE REPLACEMENT (REPLACES ORIGINAL SERVICE SYSTEM BELOW)

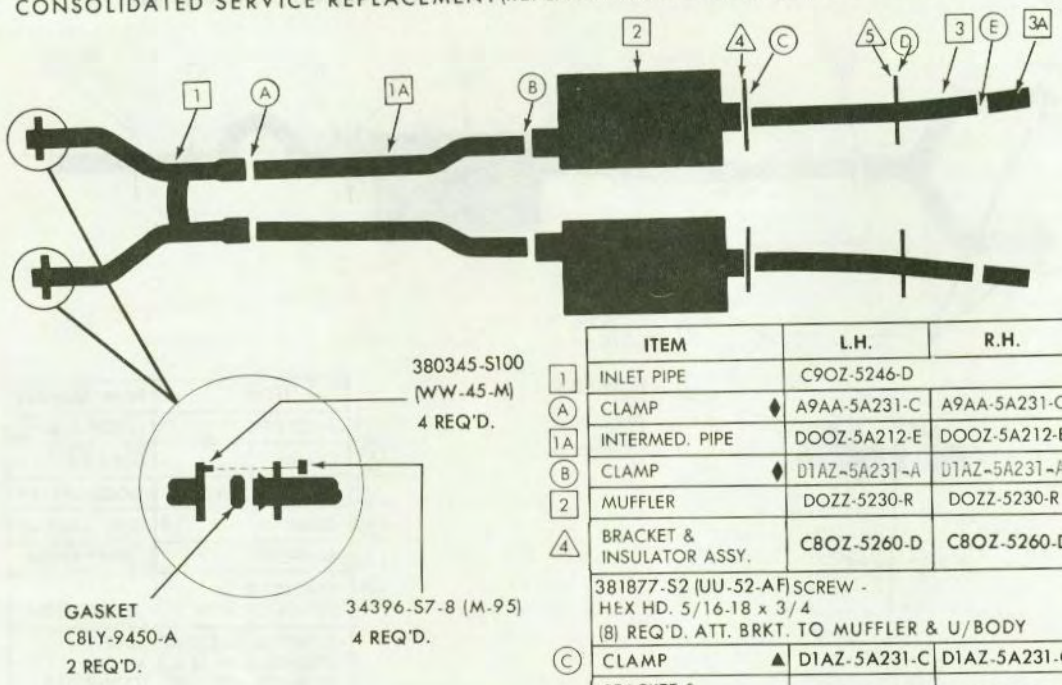

	ITEM	L.H.	R.H.
1	INLET PIPE	C9OZ-5246-D	
A	CLAMP ♦	A9AA-5A231-C	A9AA-5A231-C
1A	INTERMED. PIPE	DOOZ-5A212-E	DOOZ-5A212-E
B	CLAMP ♦	D1AZ-5A231-A	D1AZ-5A231-A
2	MUFFLER	DOZZ-5230-R	DOZZ-5230-R
4	BRACKET & INSULATOR ASSY.	C8OZ-5260-D	C8OZ-5260-D
	381877-S2 (UU-52-AF) SCREW - HEX HD. 5/16-18 x 3/4 (8) REQ'D. ATT. BRKT. TO MUFFLER & U/BODY		
C	CLAMP ▲	D1AZ-5A231-C	D1AZ-5A231-C
5	BRACKET & INSULATOR ASSY.	C3DZ-5260-B	C3DZ-5260-B
	381877-S2 (UU-52-AF) SCREW - HEX HD. 5/16-18 x 3/4 (4) REQ'D. ATT. BRKT. & INSULATOR TO U/BODY		
D	CLAMP ▲	D1AZ-5A231-C	D1AZ-5A231-C
3	OUTLET PIPE	DOOZ-5255-G	DOOZ-5255-H
E	CLAMP ♦	D1AZ-5A231-A	D1AZ-5A231-A
3A	OUTLET PIPE EXTENSION	C9OZ-5255-A (GT MODELS) C9OZ-5255-B (ALL NON GT MODELS)	C9OZ-5255-A (GT MODELS) C9OZ-5255-B (ALL NON GT MODELS)

Original equipment and original service muffler, intermediate pipe and outlet pipe are a welded assembly. To service this assembly you must replace it with all three parts (muffler, intermediate pipe and outlet pipe) used together.

ORIGINAL SERVICE SYSTEM (REPLACED BY CONSOLIDATED SYSTEM ABOVE)

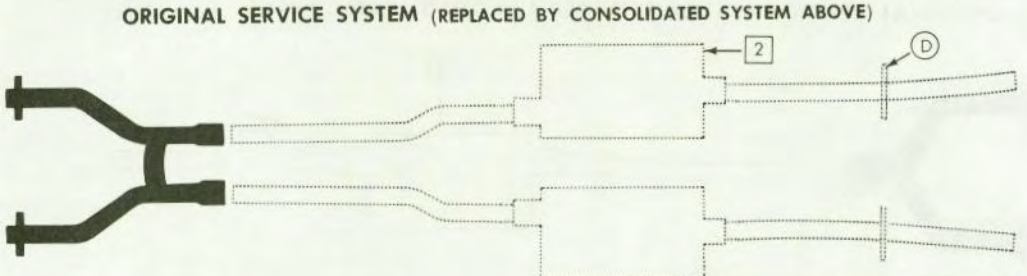

	ITEM	L.H.	R.H.
2	MUFFLER	★ C9OZ-5230-K	★C9OZ-5230-J
D	CLAMP	D1AZ-5A231-A	D1AZ-5A231-A

E-C-49

♦ Use D1AZ 5A231-A in U.S. only; use C000 5253-F in Canada

▲ Use D1AZ 5A231-C in U.S. only; use C000 5253-E in Canada

HALPERT_AUCTIONS

1969 FAIRLANE/TORINO—8 CYL. 428-4B C.J. RANCHERO

CONSOLIDATED SERVICE REPLACEMENT (REPLACES ORIGINAL SERVICE SYSTEM BELOW)

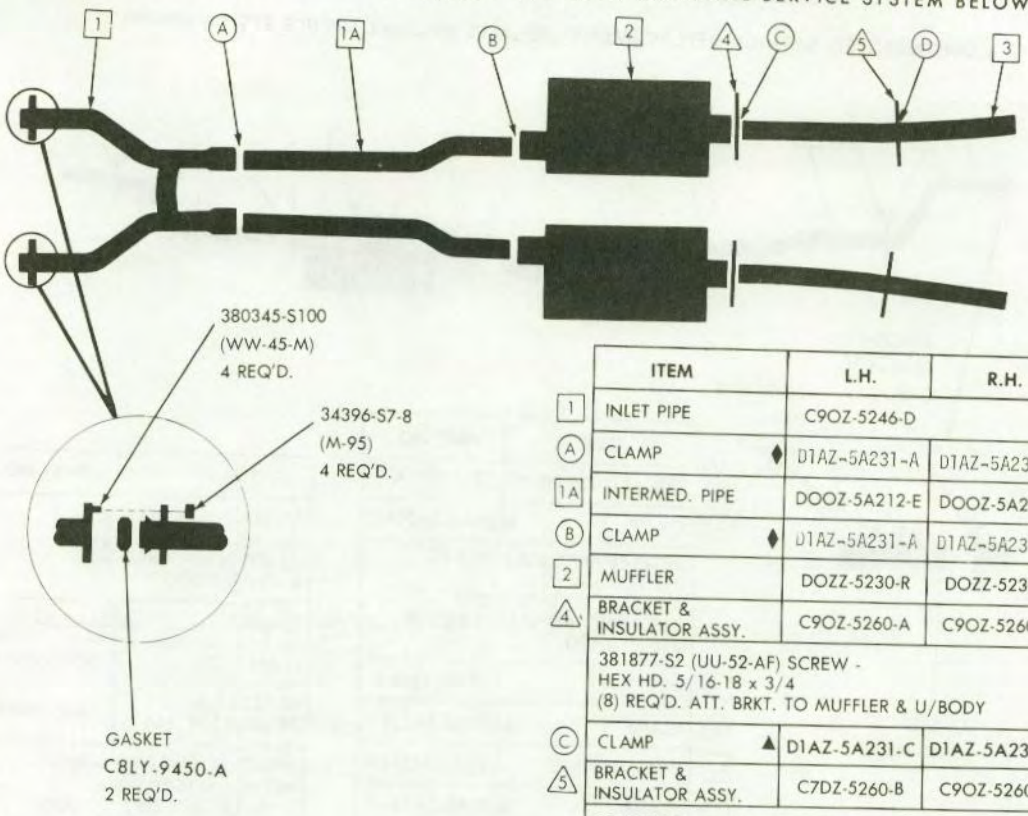

	ITEM	L.H.	R.H.
1	INLET PIPE	C9OZ-5246-D	
A	CLAMP ♦	D1AZ-5A231-A	D1AZ-5A231-A
1A	INTERMED. PIPE	DOOZ-5A212-E	DOOZ-5A212-E
B	CLAMP ♦	D1AZ-5A231-A	D1AZ-5A231-A
2	MUFFLER	DOZZ-5230-R	DOZZ-5230-R
4	BRACKET & INSULATOR ASSY.	C9OZ-5260-A	C9OZ-5260-A
	381877-S2 (UU-52-AF) SCREW - HEX HD. 5/16-18 x 3/4 (8) REQ'D. ATT. BRKT. TO MUFFLER & U/BODY		
C	CLAMP ▲	D1AZ-5A231-C	D1AZ-5A231-C
5	BRACKET & INSULATOR ASSY.	C7DZ-5260-B	C9OZ-5260-B
	381877-S2 (UU-52-AF) SCREW - HEX HD. 5/16-18 x 3/4 (4) REQ'D. ATT. BRKT. & INSULATOR ASSY. TO U/BODY		
D	CLAMP ▲	D1AZ-5A231-C	D1AZ-5A231-C
3	OUTLET PIPE	DODZ-5255-A	DOOZ-5255-B

Original equipment and original service muffler, intermediate pipe and outlet pipe are a welded assembly. To service this assembly you must replace it with all three parts (muffler, intermediate pipe and outlet pipe) used together.

ORIGINAL SERVICE SYSTEM (REPLACED BY CONSOLIDATED SYSTEM ABOVE)

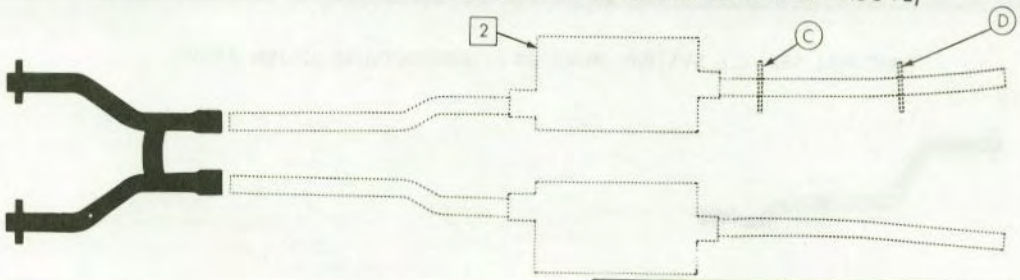

	ITEM	L.H.	R.H.
2	MUFFLER	★C9OZ-5230-U	★C9OZ-5230-T
C	CLAMP ♦	A9AA-5A231-C	A9AA-5A231-C
D	CLAMP ♦	D1AZ-5A231-A	D1AZ-5A231-A

E-C-46

♦ Use D1AZ 5A231-A in U.S. only; use C000 5253-F in Canada

▲ Use D1AZ 5A231-C in U.S. only; use C000 5253-E in Canada

May, 1975

COPYRIGHT © 1975 — FORD MOTOR COMPANY — DEARBORN, MICHIGAN

FINAL ISSUE

HALPERT_AUCTIONS

1969 MUSTANG—6 CYL. 200-1B & 250-1B

CONSOLIDATED SERVICE REPLACEMENT (REPLACES ORIGINAL SERVICE SYSTEM BELOW)

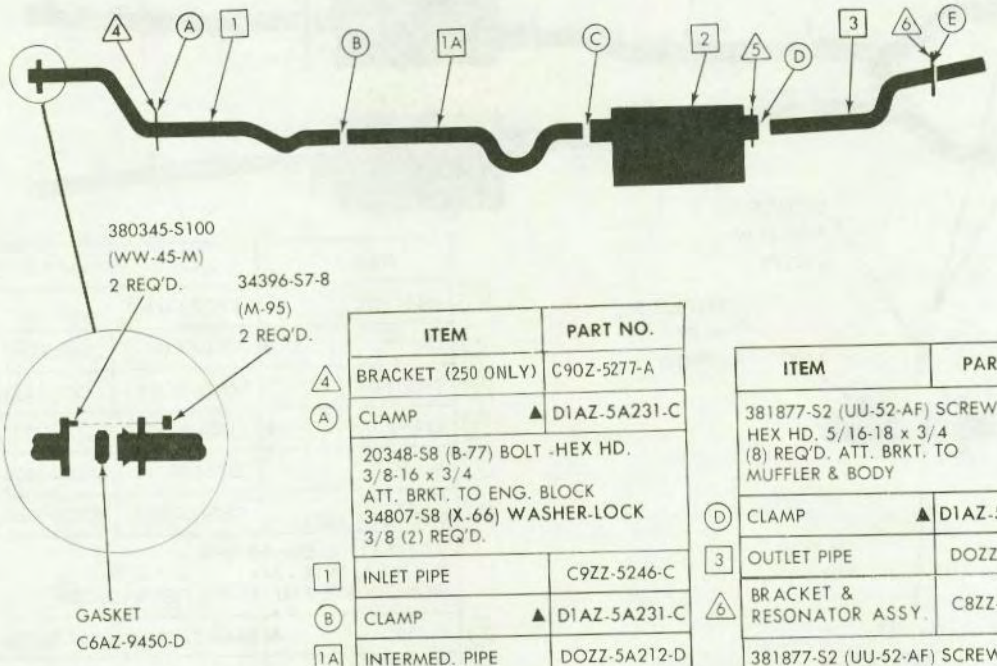

	ITEM	PART NO.
4	BRACKET (250 ONLY)	C9OZ-5277-A
A	CLAMP ▲	D1AZ-5A231-C
	20348-S8 (B-77) BOLT -HEX HD. 3/8-16 x 3/4 ATT. BRKT. TO ENG. BLOCK 34807-S8 (X-66) WASHER-LOCK 3/8 (2) REQ'D.	
1	INLET PIPE	C9ZZ-5246-C
B	CLAMP ▲	D1AZ-5A231-C
1A	INTERMED. PIPE	DOZZ-5A212-D
C	CLAMP ▲	D1AZ-5A231-C
2	MUFFLER	DOZZ-5230-N
5	BRACKET & INSULATOR ASSY.	C9ZZ-5260-B

	ITEM	PART NO.
	381877-S2 (UU-52-AF) SCREW - HEX HD. 5/16-18 x 3/4 (8) REQ'D. ATT. BRKT. TO MUFFLER & BODY	
D	CLAMP ▲	D1AZ-5A231-C
3	OUTLET PIPE	DOZZ-5255-E
6	BRACKET & RESONATOR ASSY.	C8ZZ-5260-B
	381877-S2 (UU-52-AF) SCREW - HEX HD. 5/16-18 x 3/4 (4) REQ'D. ATT. BRKT. TO BODY	
E	CLAMP ▲	D1AZ-5A231-C

Original equipment and original service muffler, intermediate pipe and outlet pipe are a welded assembly. To service this assembly you must replace it with all three parts (muffler, intermediate pipe and outlet pipe) used together.

ORIGINAL SERVICE SYSTEM (REPLACED BY CONSOLIDATED SYSTEM ABOVE)

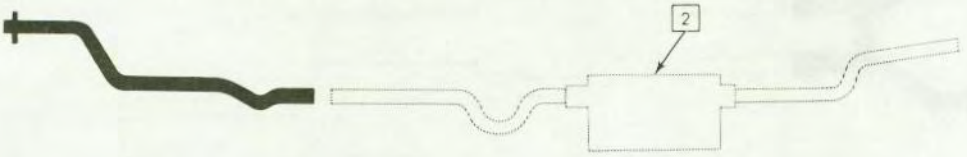

	ITEM	PART NO.
2	MUFFLER	*C9ZZ-5230-D

E-A-1

▲ Use D1AZ 5A231-C in U.S. only; use C000 5253-E in Canada

HALPERT_AUCTIONS

1969 MUSTANG—8 CYL. 302-2B

CONSOLIDATED SERVICE REPLACEMENT (REPLACES ORIGINAL SERVICE SYSTEM BELOW)

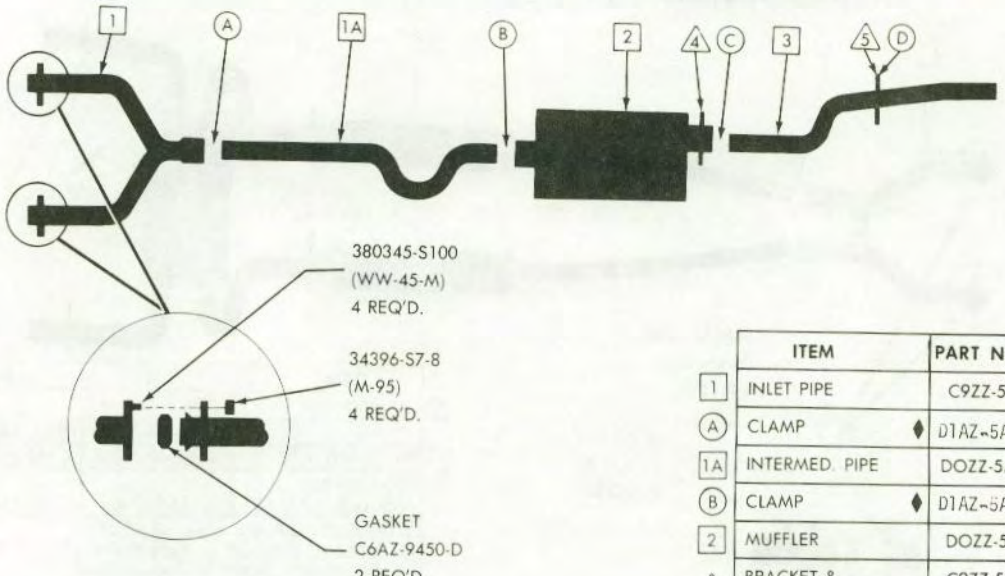

	ITEM	PART NUMBER
1	INLET PIPE	C9ZZ-5246-D
A	CLAMP ♦	D1AZ-5A231-A
1A	INTERMED. PIPE	D0ZZ-5A212-E
B	CLAMP ♦	D1AZ-5A231-A
2	MUFFLER	D0ZZ-5230-R
4	BRACKET & INSULATOR ASSY.	C9ZZ-5260-B
	381877-S2 (UU-52-AF) SCREW - HEX HD. 5/16-18 x 3/4 (4) REQ'D. ATT. BRKT. TO MUFFLER & BODY	
C	CLAMP ▲	A9AA-5A231-B
3	OUTLET PIPE	D0ZZ-5255-E
5	BRACKET & INSULATOR ASSY.	C8ZZ-5260-B
	381877-S2 (UU-52-AF) SCREW - HEX HD. 5/16-18 x 3/4 (2) REQ'D. ATT. BRKT. TO BODY	
D	CLAMP ▲	A9AA-5A231-B

Original equipment and original service muffler, intermediate pipe and outlet pipe are a welded assembly. To service this assembly you must replace it with all three parts (muffler, intermediate pipe and outlet pipe) used together.

ORIGINAL SERVICE SYSTEM (REPLACED BY CONSOLIDATED SYSTEM ABOVE)

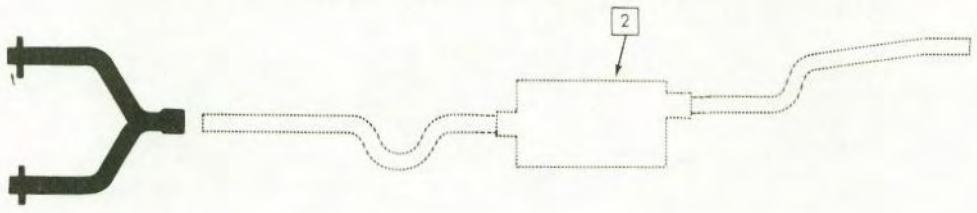

	ITEM	PART NUMBER
2	MUFFLER	★C9ZZ-5230-F

E-A-12

♦ Use D1AZ 5A231-A in U.S. only; use C000 5253-F in Canada

▲ Use A9AA 5A231-B in U.S. only; use C000 5253-E in Canada

COPYRIGHT © 1975 — FORD MOTOR COMPANY — DEARBORN, MICHIGAN

FINAL ISSUE

HALPERT_AUCTIONS

1969 MUSTANG—8 CYL. BOSS 302-4B
(INCLUDES MODELS W/302-2B & DUAL EXHAUST KIT - ✱)

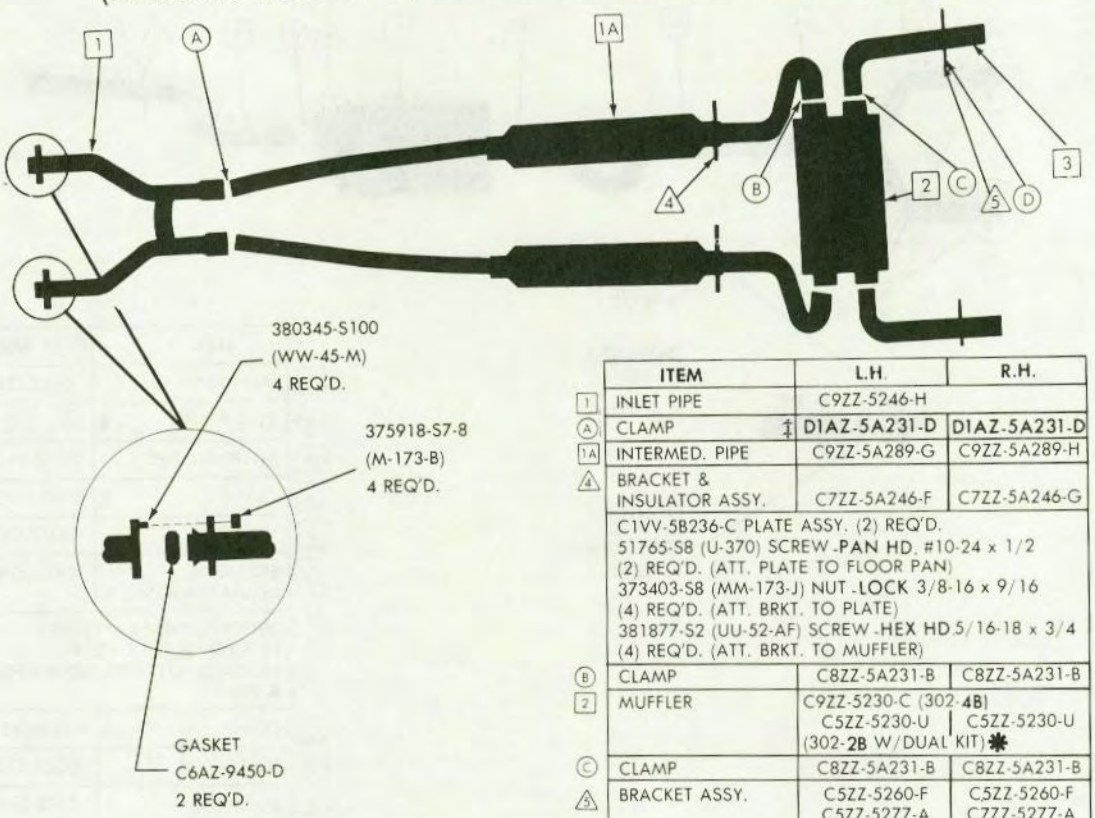

	ITEM	L.H.	R.H.
1	INLET PIPE	C9ZZ-5246-H	
A	CLAMP ‡	D1AZ-5A231-D	D1AZ-5A231-D
1A	INTERMED. PIPE	C9ZZ-5A289-G	C9ZZ-5A289-H
4	BRACKET & INSULATOR ASSY.	C7ZZ-5A246-F	C7ZZ-5A246-G
	C1VV-5B236-C PLATE ASSY. (2) REQ'D. 51765-S8 (U-370) SCREW-PAN HD. #10-24 x 1/2 (2) REQ'D. (ATT. PLATE TO FLOOR PAN) 373403-S8 (MM-173-J) NUT-LOCK 3/8-16 x 9/16 (4) REQ'D. (ATT. BRKT. TO PLATE) 381877-S2 (UU-52-AF) SCREW-HEX HD 5/16-18 x 3/4 (4) REQ'D. (ATT. BRKT. TO MUFFLER)		
B	CLAMP	C8ZZ-5A231-B	C8ZZ-5A231-B
2	MUFFLER	C9ZZ-5230-C (302-4B) C5ZZ-5230-U (302-2B W/DUAL KIT) ✱	C5ZZ-5230-U
C	CLAMP	C8ZZ-5A231-B	C8ZZ-5A231-B
5	BRACKET ASSY.	C5ZZ-5260-F C5ZZ-5277-A C8ZZ-5A231-A	C5ZZ-5260-F C7ZZ-5277-A C7ZZ-5266-A
	23575-S8 (B-13) BOLT-CARRIAGE 3/8-16 x 3 (4) REQ'D. (ATT. BRKT. TO UNDERBODY) 40923-S8 (U-264) SCREW-HEX HD 5/16-18 x 1/2 (2) REQ'D. (ATT. 5260 TO 5277) 373403-S8 (MM-173-J) NUT - LOCK 3/8-16 (4) REQ'D. (ATT. BRKT. TO UNDERBODY)		
D	CLAMP ▲	D1AZ-5A231-C	D1AZ-5A231-C
3	OUTLET PIPE	C9ZZ-5255-D	C9ZZ-5255-E

✱ - MUFFLER ONLY - OTHER PARTS OF 5210 KIT NOT SERVICED.

E-A-14

‡ Use D1AZ 5A231-D in U.S. only; use C000 5253-G in Canada

▲ Use D1AZ 5A231-C in U.S. only; use C000 5253-E in Canada

HALPERT_AUCTIONS

1969 MUSTANG-8 CYL. 351-2B

CONSOLIDATED SERVICE REPLACEMENT (REPLACES ORIGINAL SERVICE SYSTEM BELOW)

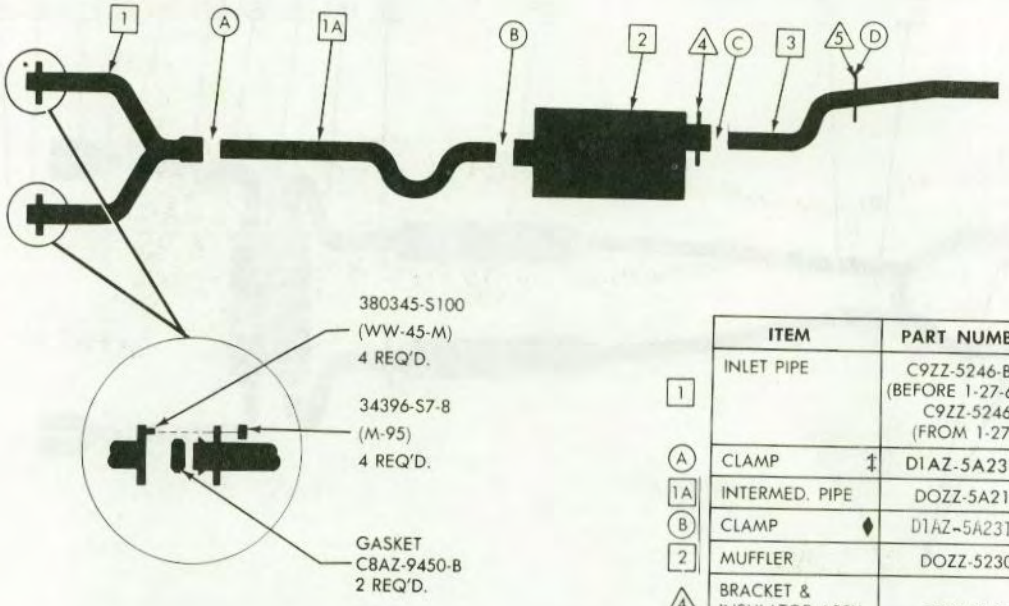

	ITEM	PART NUMBER
1	INLET PIPE	C9ZZ-5246-B (BEFORE 1-27-69) C9ZZ-5246-G (FROM 1-27-69)
A	CLAMP ‡	D1AZ-5A231-D
1A	INTERMED. PIPE	D0ZZ-5A212-C
B	CLAMP ♦	D1AZ-5A231-A
2	MUFFLER	D0ZZ-5230-R
4	BRACKET & INSULATOR ASSY.	C9ZZ-5260-A
	381877-S2 (UU-52-AF) SCREW HEX HD. 5/16-18 x 3/4 (4) REQ'D. ATT. BRKT. TO MUFFLER & BODY	
C	CLAMP ▲	D1AZ-5A231-C
3	OUTLET PIPE	D0ZZ-5255-E
5	BRACKET & INSULATOR ASSY.	C8ZZ-5260-B
	381877-S2 (UU-52-AF) SCREW HEX HD. 5/16-18 x 3/4 (2) REQ'D. ATT. BRKT. TO BODY	
D	CLAMP ▲	D1AZ-5A231-C

Original equipment and original service muffler, intermediate pipe and outlet pipe are a welded assembly. To service this assembly you must replace it with all three parts (muffler, intermediate pipe and outlet pipe) used together.

ORIGINAL SERVICE SYSTEM (REPLACED BY CONSOLIDATED SYSTEM ABOVE)

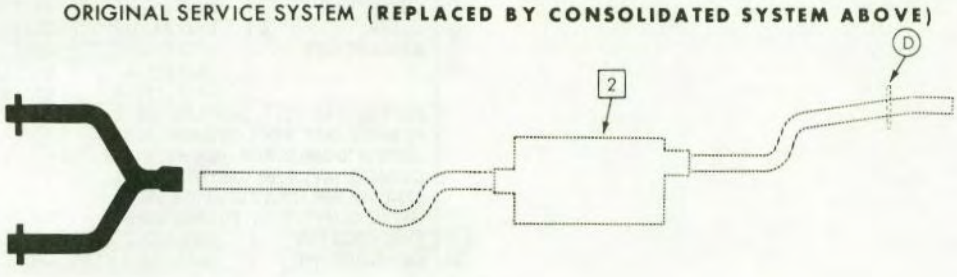

	ITEM	PART NUMBER
2	MUFFLER	*C9ZZ-5230-A
D	CLAMP ♦	D1AZ-5A231-A

E-A-13

‡ Use D1AZ 5A231-D in U.S. only; use C000 5253-G in Canada
♦ Use D1AZ 5A231-A in U.S. only; use C000 5253-F in Canada
▲ Use D1AZ 5A231-C in U.S. only; use C000 5253-E in Canada

COPYRIGHT © 1975 — FORD MOTOR COMPANY — DEARBORN, MICHIGAN

FINAL ISSUE

HALPERT_AUCTIONS

1969 MUSTANG—8 CYL. 351-4B & 390-4B (STANDARD & GT) (EXCEPT SHELBY GT-350)

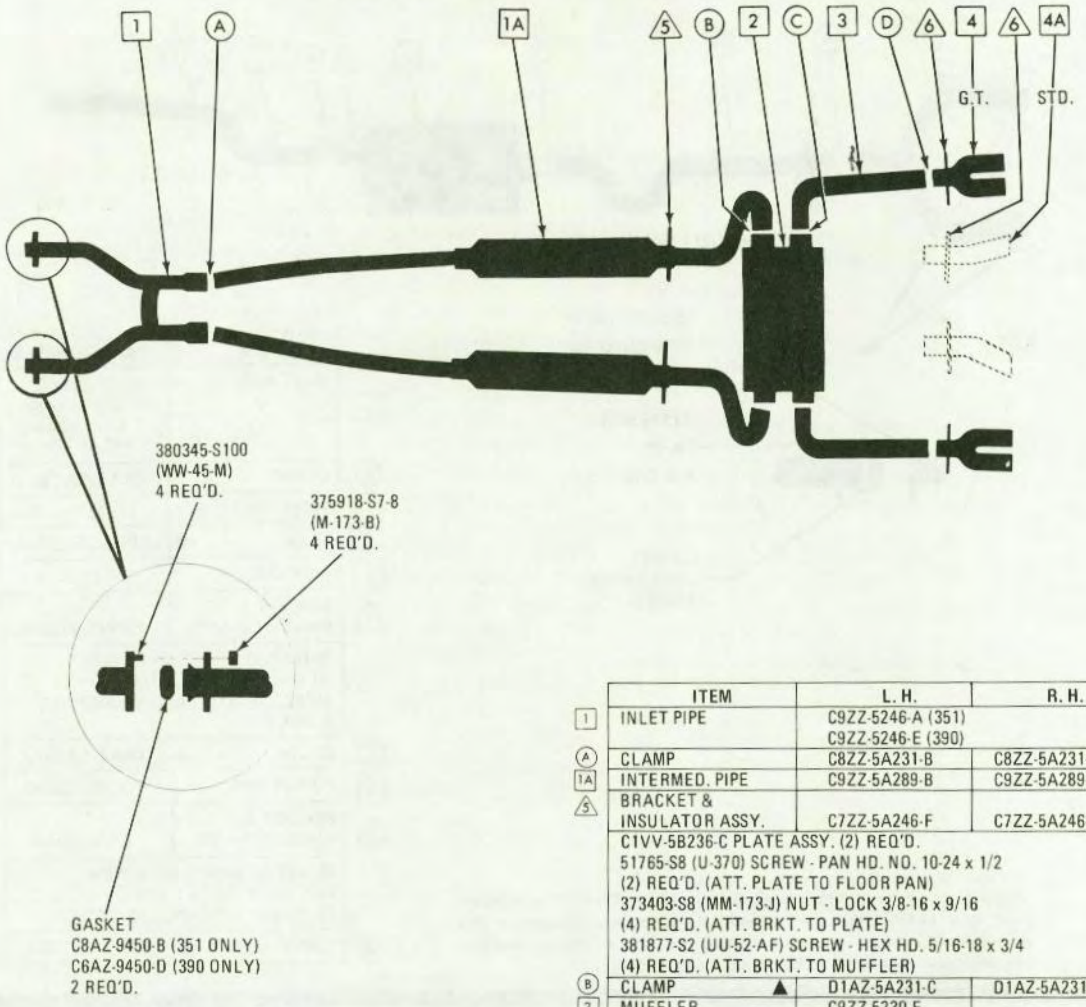

	ITEM	L. H.	R. H.
1	INLET PIPE	C9ZZ-5246-A (351) C9ZZ-5246-E (390)	
A	CLAMP	C8ZZ-5A231-B	C8ZZ-5A231-B
1A	INTERMED. PIPE	C9ZZ-5A289-B	C9ZZ-5A289-C
5	BRACKET & INSULATOR ASSY.	C7ZZ-5A246-F	C7ZZ-5A246-G
	C1VV-5B236-C PLATE ASSY. (2) REQ'D. 51765-S8 (U-370) SCREW - PAN HD. NO. 10-24 x 1/2 (2) REQ'D. (ATT. PLATE TO FLOOR PAN) 373403-S8 (MM-173-J) NUT - LOCK 3/8-16 x 9/16 (4) REQ'D. (ATT. BRKT. TO PLATE) 381877-S2 (UU-52-AF) SCREW - HEX HD. 5/16-18 x 3/4 (4) REQ'D. (ATT. BRKT. TO MUFFLER)		
B	CLAMP ▲	D1AZ-5A231-C	D1AZ-5A231-C
2	MUFFLER	C9ZZ-5230-E	
C	CLAMP ▲	D1AZ-5A231-C	D1AZ-5A231-C
3	OUTLET PIPE	C7ZZ-5255-B	C7ZZ-5255-C
D	CLAMP ▲	D1AZ-5A231-C	D1AZ-5A231-C
6	BRACKET ASSY.	C5ZZ-5260-F C5ZZ-5277-A C7ZZ-5A231-B	C5ZZ-5260-F C7ZZ-5277-A C7ZZ-5266-A
	23575-S8 (B-13) BOLT - CARRIAGE 3/8-16 x 3 (4) REQ'D. (ATT. BRKT. TO UNDERBODY) 40923-S8 (U-264) SCREW - HEX HD. 5/16-18 x 1/2 (2) REQ'D. (ATT. 5260 TO 5277) 373403-S8 (MM-173-J) NUT - LOCK 3/8-16 (4) REQ'D. (ATT. BRKT. TO UNDERBODY)		
4	EXTENSION PIPE	C9ZZ-5255-C (GT)	
4A	EXTENSION PIPE	C9ZZ-5255-D (STANDARD)	

E-A-17

▲ Use D1AZ 5A231-C in U.S. only; use C000 5253-E in Canada

HALPERT_AUCTIONS

1969 MUSTANG—8 CYL. 351-4B SHELBY GT-350

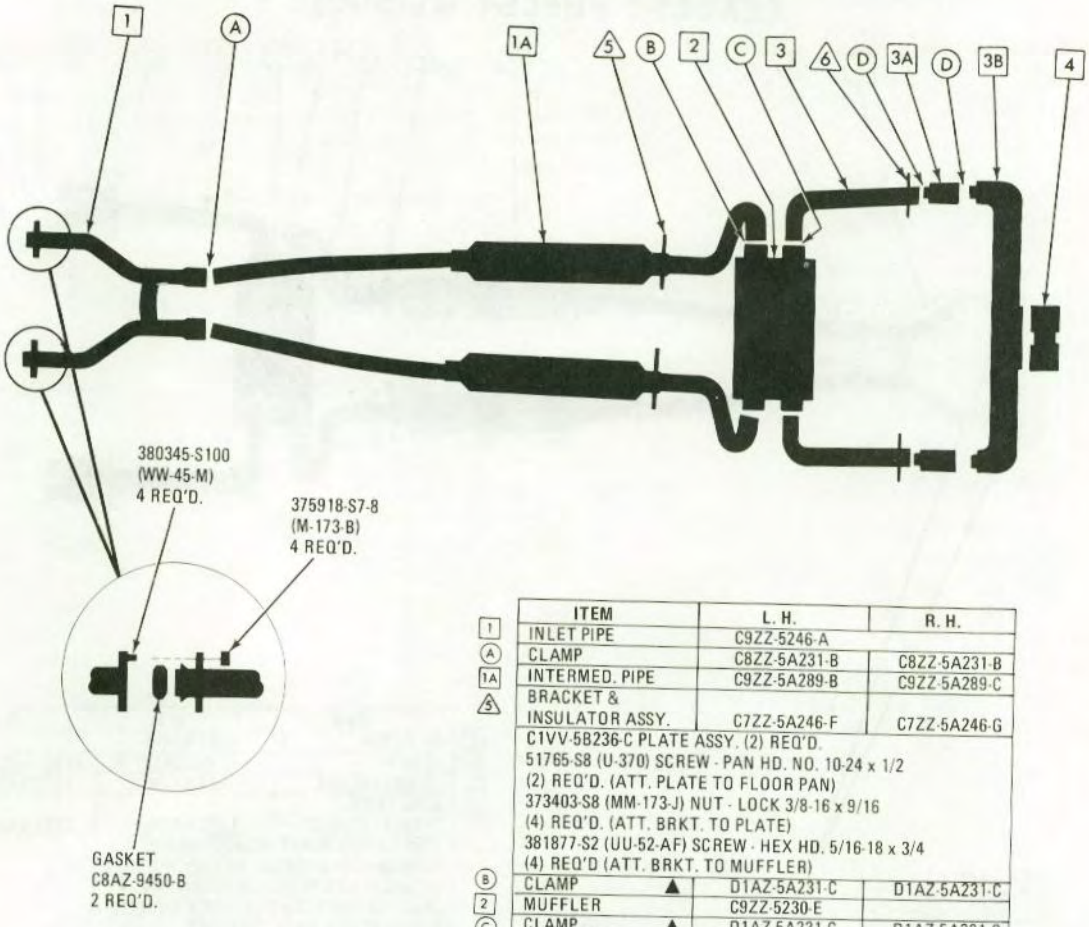

	ITEM	L. H.	R. H.
1	INLET PIPE	C9ZZ-5246-A	
A	CLAMP	C8ZZ-5A231-B	C8ZZ-5A231-B
1A	INTERMED. PIPE	C9ZZ-5A289-B	C9ZZ-5A289-C
5	BRACKET & INSULATOR ASSY.	C7ZZ-5A246-F	C7ZZ-5A246-G
	C1VV-58236-C PLATE ASSY. (2) REQ'D. 51765-S8 (U-370) SCREW - PAN HD. NO. 10-24 x 1/2 (2) REQ'D. (ATT. PLATE TO FLOOR PAN) 373403-S8 (MM-173-J) NUT - LOCK 3/8-16 x 9/16 (4) REQ'D. (ATT. BRKT. TO PLATE) 381877-S2 (UU-52-AF) SCREW - HEX HD. 5/16-18 x 3/4 (4) REQ'D (ATT. BRKT. TO MUFFLER)		
B	CLAMP ▲	D1AZ-5A231-C	D1AZ-5A231-C
2	MUFFLER	C9ZZ-5230-E	
C	CLAMP ▲	D1AZ-5A231-C	D1AZ-5A231-C
3	OUTLET PIPE	C7ZZ-5255-B	C7ZZ-5255-C
6	BRACKET ASSY.	C5ZZ-5260-F C5ZZ-5277-A C7ZZ-5A231-B	C5ZZ-5260-F C7ZZ-5277-A C7ZZ-5266-A
D	CLAMP ▲	D1AZ-5A231-C	D1AZ-5A231-C
	23575-S8 (B-13) BOLT - CARRIAGE 3/8-16 x 3 (4) REQ'D. (ATT. BRKT. TO UNDERBODY) 40923-S8 (U-264) SCREW - HEX HD. 5/16-18 x 1/2 (2) REQ'D. (ATT. 5260 TO 5277) 373403-S8 (MM-173-J) NUT - LOCK 3/8-16 (4) REQ'D. (ATT. BRKT. TO UNDERBODY)		
3A	PIPE ADAPTER	C9ZZ-5264-A	C9ZZ-5264-A
D	CLAMP ▲	D1AZ-5A231-C	D1AZ-5A231-C
3B	OUTLET CONNECTOR	C9ZZ-5255-K (STAMPED S9MS-5265-A OR B)	
4	OUTLET PORTS	C9ZZ-5255-L	

E-A-53

▲ Use D1AZ 5A231-C in U.S. only; use C000 5253-E in Canada

COPYRIGHT © 1975 — FORD MOTOR COMPANY — DEARBORN, MICHIGAN

HALPERT_AUCTIONS

1969 MUSTANG—8 CYL. 428-4B STANDARD & GT (EXCEPT SHELBY GT-500)

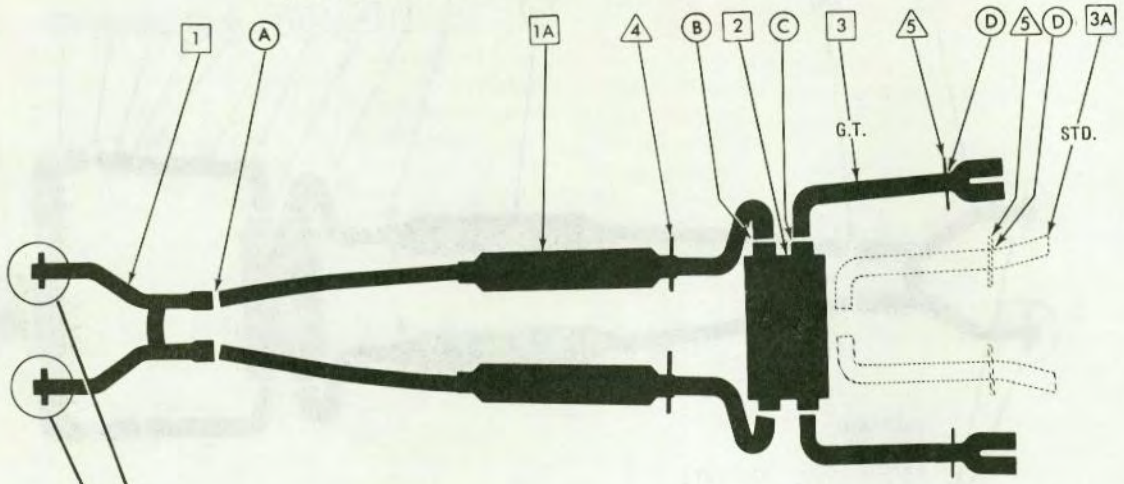

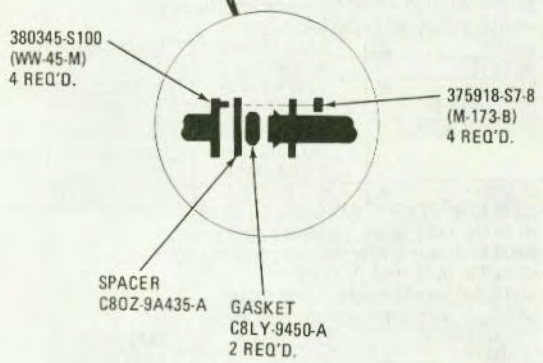

	ITEM	L. H.	R. H.
1	INLET PIPE ♦	C9ZZ-5246-F	
A	CLAMP	D1AZ-5A231-A	D1AZ-5A231-A
1A	INTERMED. PIPE	C9ZZ-5A289-G	C9ZZ-5A289-H
4	BRACKET & INSULATOR ASSY.	C7ZZ-5A246-F	C7ZZ-5A246-G
	C1VV-5B236-C PLATE ASSY. (2) REQ'D. 51765-S8 (U-370) SCREW - PAN HD. NO. 10-24 x 1/2 (2) REQ'D. ATT. PLATE TO FLOOR PAN 373403-S8 (MM-173-J) NUT - LOCK 3/8-16 x 9/16 (4) REQ'D. ATT. BRKT. TO PLATE 381877-S2 (UU-52-AF) SCREW - HEX HD. 5/16-18 x 3/4 (4) REQ'D. ATT. BRKT. TO MUFFLER		
B	CLAMP	C8ZZ-5A231-B	C8ZZ-5A231-C
2	MUFFLER	C9ZZ-5230-C	
C	CLAMP	C8ZZ-5A231-B	C8ZZ-5A231-B
3	OUTLET PIPE	C9ZZ-5255-A (GT)	C9ZZ-5255-B (GT)
5	BRACKET ASSY.	C5ZZ-5260-F C5ZZ-5277-A C7ZZ-5A231-B	C5ZZ-5260-F C7ZZ-5277-A C7ZZ-5266-A
	23575-S8 (B-13) BOLT - CARRIAGE 3/8-16 x 3 (4) REQ'D. ATT. BRKT. TO UNDERBODY 40923-S8 (U-264) SCREW - HEX HD. 5/16-18 x 1/2 (2) REQ'D. ATT. 5260 TO 5277 373403-S8 (MM-173-J) NUT - LOCK 3/8-16 (4) REQ'D. ATT. BRKT. TO UNDERBODY		
D	CLAMP ▲	A9AA-5A231-B	A9AA-5A231-B
3A	OUTLET PIPE	C9ZZ-5255-D (STANDARD)	C9ZZ-5255-E (STANDARD)

♦ Use D1AZ 5A231-A in U.S. only; use C000 5253-F in Canada

▲ Use A9AA 5A231-B in U.S. only; use C000 5253-E in Canada

HALPERT_AUCTIONS

1969 MUSTANG—8 CYL. 428-4B SHELBY GT-500

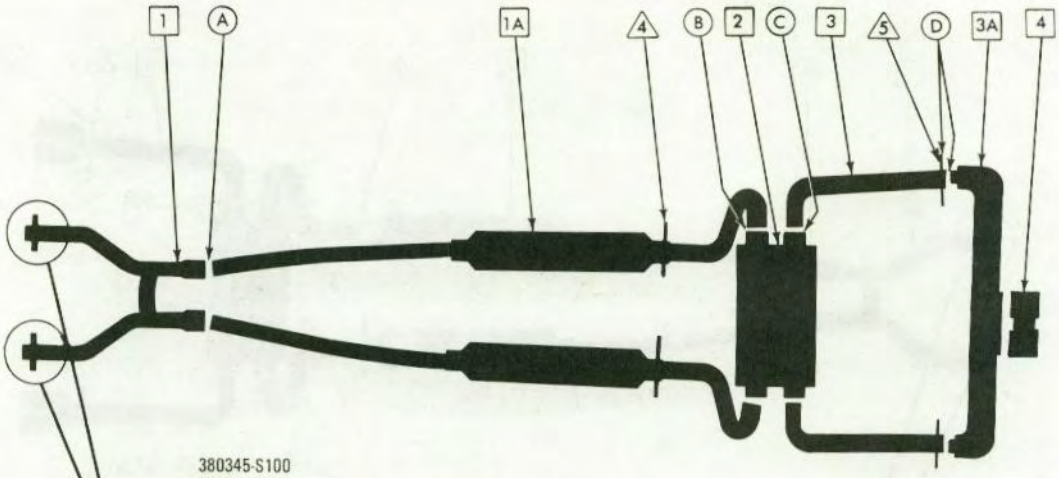

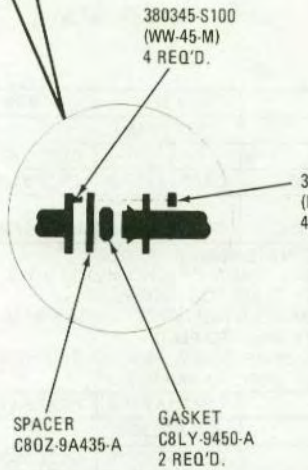

	ITEM	L. H.	R. H.
1	INLET PIPE	C9ZZ-5246-F	
A	CLAMP ♦	D1AZ-5A231-A	D1AZ-5A231-A
1A	INTERMED. PIPE	C9ZZ-5A289-G	C9ZZ-5A289-H
4	BRACKET & INSULATOR ASSY.	C7ZZ-5A246-F	C7ZZ-5A246-G
	C1VV-5B236-C PLATE ASSY. (2) REQ'D. 51765-S8 (U-370) SCREW - PAN HD. NO. 10-24 x 1/2 (2) REQ'D. ATT. PLATE TO FLOOR PAN 373403-S8 (MM-173-J) NUT - LOCK 3/8-16 x 9/16 (4) REQ'D. ATT. BRKT. TO PLATE 381877-S2 (UU-52-AF) SCREW - HEX HD. 5/16-18 x 3/4 (4) REQ'D. ATT. BRKT. TO MUFFLER		
B	CLAMP	C8ZZ-5A231-B	C8ZZ-5A231-B
2	MUFFLER	C9ZZ-5230-C	
C	CLAMP	C8ZZ-5A231-B	C8ZZ-5A231-B
3	OUTLET PIPE	C9ZZ-5255-N	C9ZZ-5255-M
5	BRACKET ASSY.	C5ZZ-5260-F C5ZZ-5277-A C7ZZ-5A231-B	C5ZZ-5260-F C7ZZ-5277-A C7ZZ-5266-A
	23575-S8 (B-13) BOLT - CARRIAGE 3/8-16 x 3 (4) REQ'D. ATT. BRKT. TO UNDERBODY 40923-S8 (U-264) SCREW - HEX HD. 5/16-18 x 1/2 (2) REQ'D. ATT. 5260 TO 5277 373403-S8 (MM-173-J) NUT - LOCK 3/8-16 (4) REQ'D. ATT. BRKT. TO UNDERBODY		
D	CLAMP ▲	A9AA-5A231-B	A9AA-5A231-B
3A	OUTLET CONNECTOR	C9ZZ-5255-K (STAMPED S9MS-5265-A OR B)	
4	OUTLET PORTS	C9ZZ-5255-L	

E-A-54

♦ Use D1AZ 5A231-A in U.S. only; use C000 5253-F in Canada

▲ Use A9AA 5A231-B in U.S. only; use C000 5253-E in Canada

May, 1975

COPYRIGHT © 1975 — FORD MOTOR COMPANY — DEARBORN, MICHIGAN

FINAL ISSUE

HALPERT_AUCTIONS

1969 MUSTANG—8 CYL. BOSS 429-4B

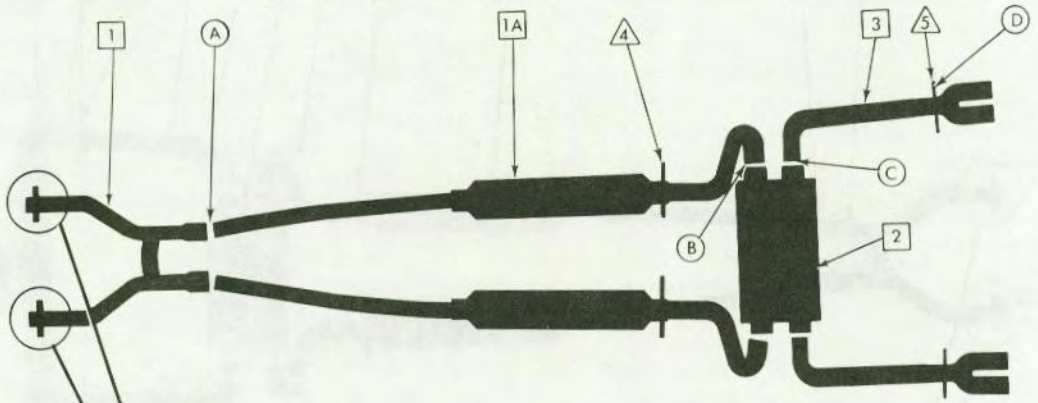

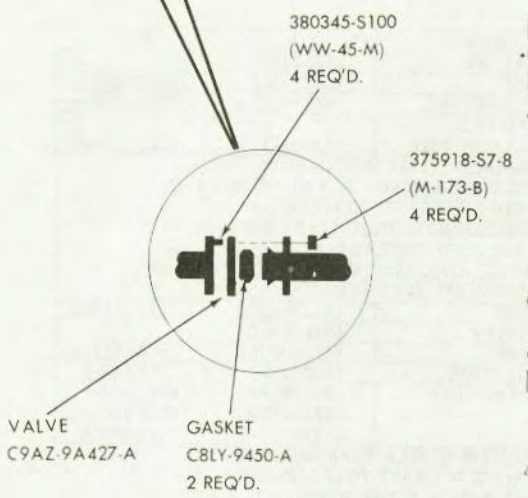

	ITEM	L.H.	R.H.
1	INLET PIPE	C9ZZ-5246-J	
A	CLAMP ♦	D1AZ-5A231-A	D1AZ-5A231-A
1A	INTERMED. PIPE	C9ZZ-5A289-G	C9ZZ-5A289-H
4	BRACKET & INSULATOR ASSY.	C7ZZ-5A246-F	C7ZZ-5A246-G
	C1VV-5B236-C PLATE ASSY. (2) REQ'D. 51765-S8 (U-370) SCREW-PAN HD. #10-24 x 1/2 (2) REQ'D. (ATT. PLATE TO FLOOR PAN) 373403-S8 (MM-173-J) NUT-LOCK 3/8-16 x 9/16 (4) REQ'D. (ATT. BRKT. TO PLATE) 381877-S2 (UU-52-AF) SCREW-HEX HD. 5/16-18 x 3/4 (4) REQ'D. (ATT. BRKT. TO MUFFLER)		
B	CLAMP	C8ZZ-5A231-B	C8ZZ-5A231-B
2	MUFFLER	C9ZZ-5230-C	
C	CLAMP	C8ZZ-5A231-B	C8ZZ-5A231-B
3	OUTLET PIPE	C9ZZ-5255-D (STANDARD) C9ZZ-5255-A (GT)	C9ZZ-5255-E (STANDARD) C9ZZ-5255-B (GT)
5	BRACKET ASSY.	C5ZZ-5260-F C5ZZ-5277-A C8ZZ-5A231-A	C5ZZ-5260-F C7ZZ-5277-A C7ZZ-5266-A
	23575-S8 (B-13) BOLT-CARRIAGE 3/8-16 x 3 (4) REQ'D. (ATT. BRKT. TO UNDERBODY) 40923-S8 (U-264) SCREW-HEX HD. 5/16-18 x 1/2 (2) REQ'D. (ATT. 5260 TO 5277) 373403-S8 (MM-173-J) NUT - LOCK 3/8-16 (4) REQ'D. (ATT. BRKT. TO UNDERBODY)		
D	CLAMP ▲	D1AZ-5A231-C	D1AZ-5A231-C

E-A-16

♦ Use D1AZ 5A231-A in U.S. only, use C000 5253-F in Canada

▲ Use D1AZ 5A231-C in U.S. only; use C000 5253-E in Canada

HALPERT_AUCTIONS

1969 THUNDERBIRD—8 CYL. 429-4B ALL MODELS

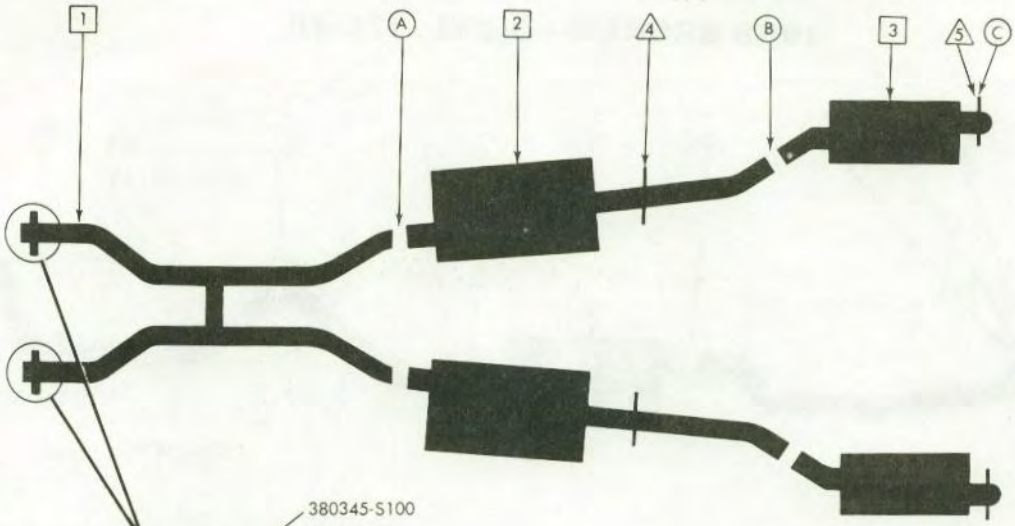

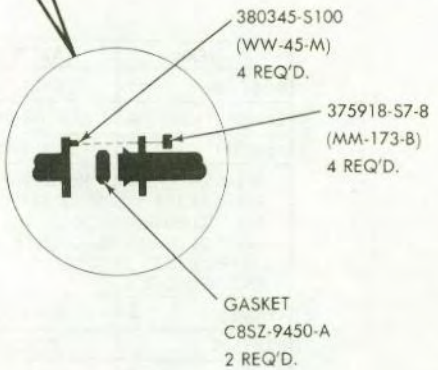

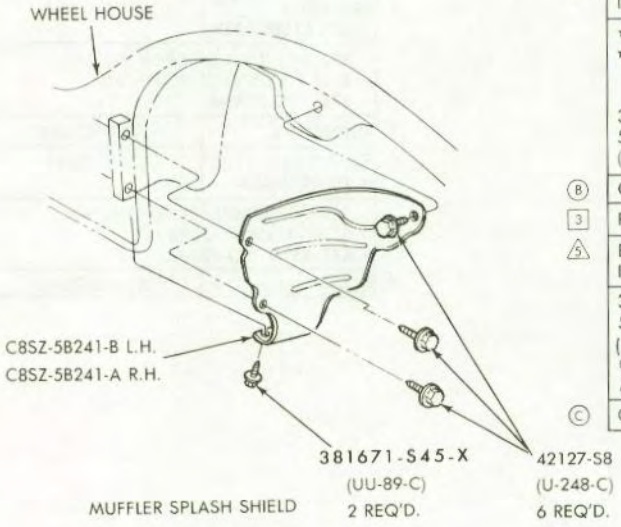

	ITEM	L.H.	R.H.
1	INLET PIPE 2 DR. HT. 4 DR. HT.	 C9SZ-5246-A C9SZ-5246-B	
A	CLAMP ‡	D1AZ-5A231-D	D1AZ-5A231-D
2	MUFFLER	C8SZ-5230-K	C8SZ-5230-J
4	BRACKET & INSULATOR ASSY.	C7AZ-5260-G	C7AZ-5260-G
	★C7SA-5299-A PLATE (2) REQ'D. ★40980-S2 SCREW - HEX HD. 3/8-16 x 1 (4) REQ'D. ATT. BRKT. TO FRAME 381877-S2 (UU-52-AF) SCREW - HEX HD. 5/16-18 x 3/4 (4) REQ'D. ATT. PIPE TO BRKT.		
B	CLAMP ▲	D1AZ-5A231-C	D1AZ-5A231-C
3	RESONATOR	C8SZ-5A289-G	C8SZ-5A289-H
5	BRACKET & INSULATOR ASSY.	C7SZ-5260-A	C7SZ-5260-B
	381877-S2 (UU-52-AF) SCREW - HEX HD. 5/16-18 x 3/4 (4) REQ'D. ATT. BRKT. TO FRAME C8SZ-5266-A BRACKET (2) REQ'D. ATT. PIPE TO BRKT. W/CLAMP		
C	CLAMP ♦	D1AZ-5A231-A	D1AZ-5A231-A

E-H-5

‡ Use D1AZ 5A231-D in U.S. only; use C000 5253-G in Canada

▲ Use D1AZ 5A231-C in U.S. only; use C000 5253-E in Canada

♦ Use D1AZ 5A231-A in U.S. only; use C000 5253-F in Canada

 COPYRIGHT © 1975 — FORD MOTOR COMPANY — DEARBORN, MICHIGAN

FINAL ISSUE

HALPERT_AUCTIONS

1969 BRONCO – 6 CYL. 170-1B

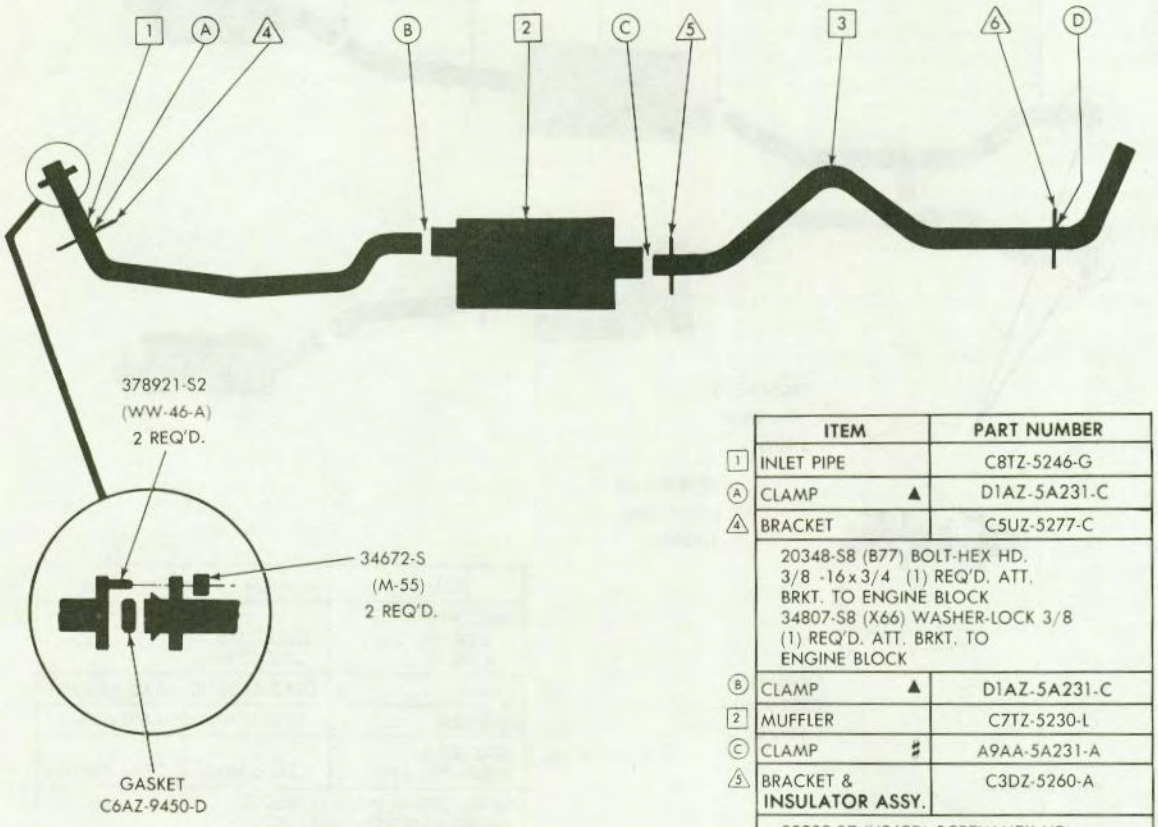

	ITEM	PART NUMBER
1	INLET PIPE	C8TZ-5246-G
A	CLAMP ▲	D1AZ-5A231-C
4	BRACKET	C5UZ-5277-C
	20348-S8 (B77) BOLT-HEX HD. 3/8 -16 x 3/4 (1) REQ'D. ATT. BRKT. TO ENGINE BLOCK 34807-S8 (X66) WASHER-LOCK 3/8 (1) REQ'D. ATT. BRKT. TO ENGINE BLOCK	
B	CLAMP ▲	D1AZ-5A231-C
2	MUFFLER	C7TZ-5230-L
C	CLAMP ♯	A9AA-5A231-A
5	BRACKET & INSULATOR ASSY.	C3DZ-5260-A
	39909-S7 (U269D) SCREW-HEX HD. 5/16 -18 x 3/4 (2) REQ'D. ATT. BRKT. TO FRAME	
3	OUTLET PIPE	C7TZ-5255-AE
6	BRACKET & INSULATOR ASSY.	C30Z-5260-A
	39909-S7 (U269D) SCREW-HEX HD. 5/16 -18 x 3/4 (2) REQ'D. ATT. BRKT. TO FRAME	
D	CLAMP ♯	A9AA-5A231-A

▲ Use D1AZ 5A231-C in U.S. only; use C000 5253-E in Canada

♯ Use A9AA 5A231-A in U.S. only; use C000 5253-C in Canada

HALPERT_AUCTIONS

1969 BRONCO—8 CYL. 302-2B

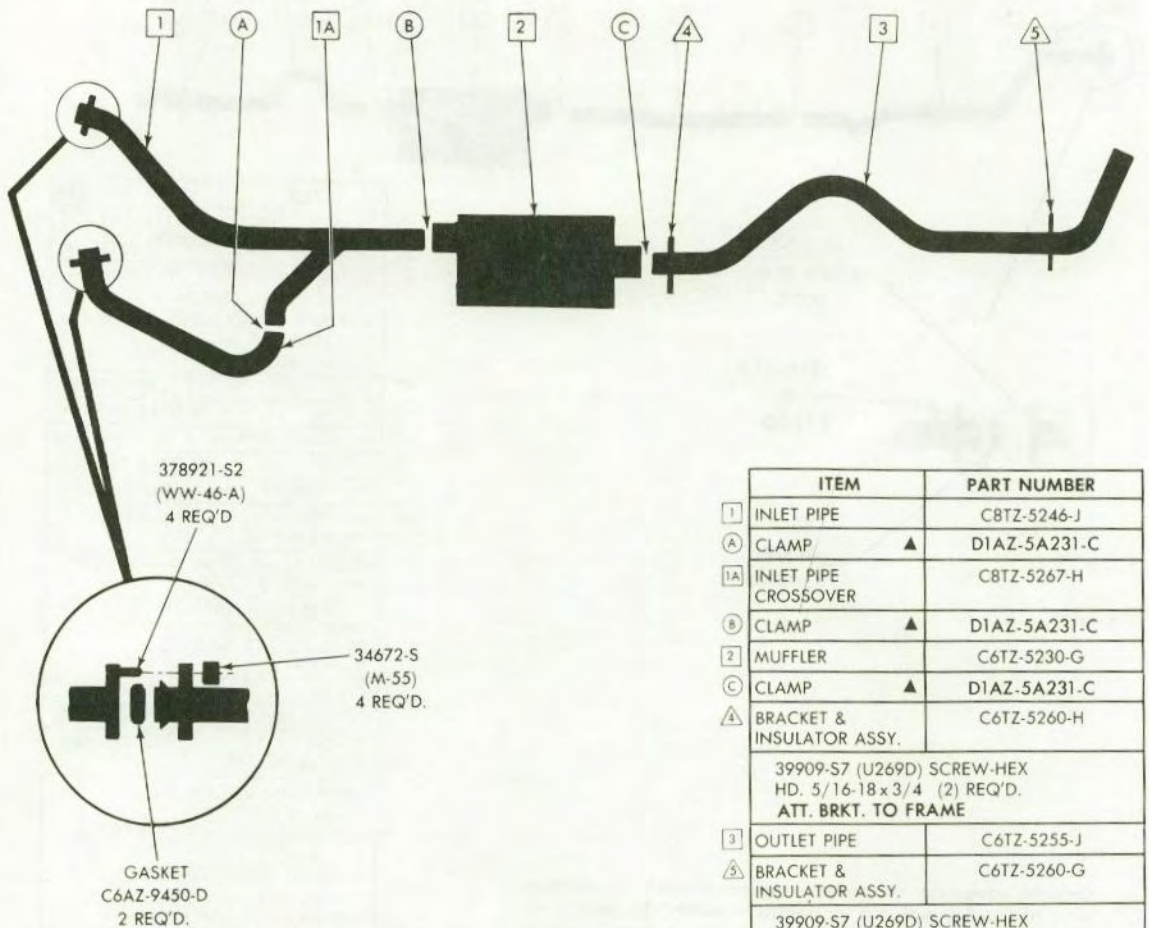

	ITEM	PART NUMBER
1	INLET PIPE	C8TZ-5246-J
A	CLAMP ▲	D1AZ-5A231-C
1A	INLET PIPE CROSSOVER	C8TZ-5267-H
B	CLAMP ▲	D1AZ-5A231-C
2	MUFFLER	C6TZ-5230-G
C	CLAMP ▲	D1AZ-5A231-C
4	BRACKET & INSULATOR ASSY.	C6TZ-5260-H
	39909-S7 (U269D) SCREW-HEX HD. 5/16-18 x 3/4 (2) REQ'D. **ATT. BRKT. TO FRAME**	
3	OUTLET PIPE	C6TZ-5255-J
5	BRACKET & INSULATOR ASSY.	C6TZ-5260-G
	39909-S7 (U269D) SCREW-HEX HD. 5/16 -18 x 3/4 (2) REQ'D. **ATT. BRKT. TO FRAME** 23440-S8 (B10) BOLT-CARRIAGE 3/8 -16 x 1 1/4 (1) REQ'D. ATT. OUTLET PIPE TO BRKT. 34807-S8 (X66) WASHER-LOCK 3/8 (1) REQ'D. ATT. OUTLET PIPE TO BRKT. 33799-S7 (M52) NUT-HEX 3/8 16 (1) REQ'D. ATT. OUTLET PIPE TO BRKT.	

EN-8

▲ Use D1AZ 5A231-C in U.S. only; use C000 5253-E in Canada

COPYRIGHT © 1975 — FORD MOTOR COMPANY — DEARBORN, MICHIGAN

HALPERT_AUCTIONS

1969 FALCON—6 CYL. 170-1B & 200-1B SEDANS

CONSOLIDATED SERVICE REPLACEMENT (REPLACES ORIGINAL SERVICE SYSTEM BELOW)

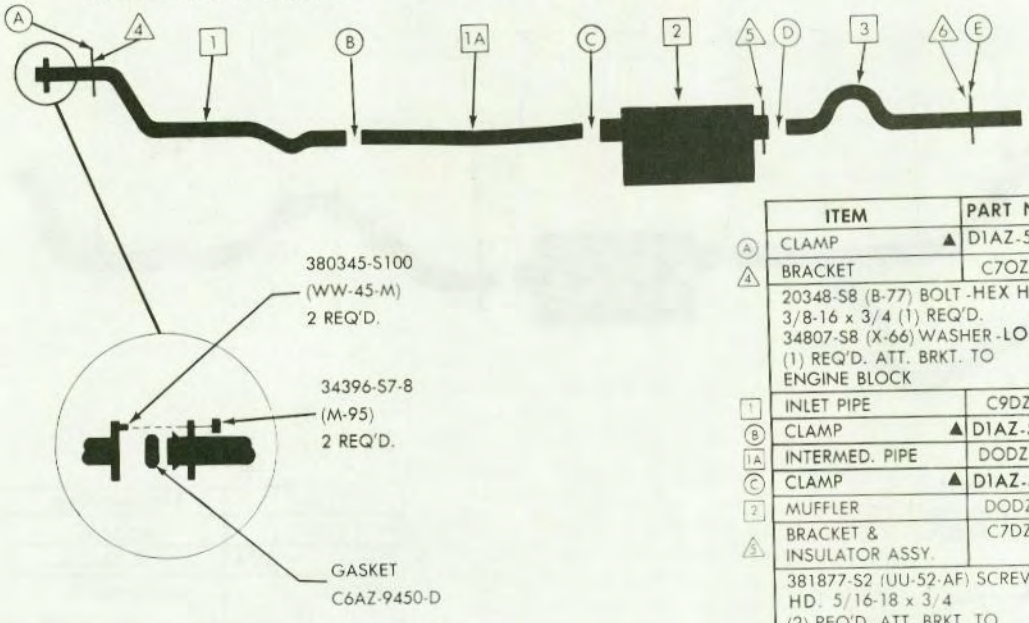

	ITEM	PART NUMBER
(A)	CLAMP ▲	D1AZ-5A231-C
4	BRACKET	C7OZ-5277-A
	20348-S8 (B-77) BOLT -HEX HD. 3/8-16 x 3/4 (1) REQ'D. 34807-S8 (X-66) WASHER -LOCK (1) REQ'D. ATT. BRKT. TO ENGINE BLOCK	
1	INLET PIPE	C9DZ-5246-A
(B)	CLAMP ▲	D1AZ-5A231-C
1A	INTERMED. PIPE	DODZ-5A212-A
(C)	CLAMP ▲	D1AZ-5A231-C
2	MUFFLER	DODZ-5230-C
5	BRACKET & INSULATOR ASSY.	C7DZ-5260-A
	381877-S2 (UU-52-AF) SCREW -HEX HD. 5/16-18 x 3/4 (2) REQ'D. ATT. BRKT. TO UNDERBODY (2) REQ'D. ATT. BRKT. TO MUFFLER	
(D)	CLAMP ▲	D1AZ-5A231-C
3	OUTLET PIPE	DODZ-5255-B
6	BRACKET & INSULATOR ASSY.	C3DZ-5260-B
	C8OZ-5B236-A PLATE ASS'Y (1) REQ'D. 42014-S8 (U-240) SCREW-HEX HD. #10-12 x 5/8 (1) REQ'D. A.T. PLATE ASSY. TO SIDE RAIL ★55802-S NUT -LOCK 5/16-18 (2) REQ'D. ATT. BRKT. TO SIDE RAIL	
(E)	CLAMP ▲	D1AZ-5A231-C

Original equipment and original service muffler, intermediate pipe and outlet pipe are a welded assembly. To service this assembly you must replace it with all three parts (muffler, intermediate pipe and outlet pipe) used together.

ORIGINAL SERVICE SYSTEM (REPLACED BY CONSOLIDATED SYSTEM ABOVE)



	ITEM	PART NO.
2	MUFFLER	★C8DZ-5230-A

E-E-11

▲ Use D1AZ 5A231-C in U.S. only; use C000 5253-E in Canada

HALPERT_AUCTIONS

1969 FALCON—6 CYL. 200-1B STATION WAGON

CONSOLIDATED SERVICE REPLACEMENT (REPLACES ORIGINAL SERVICE SYSTEM BELOW)

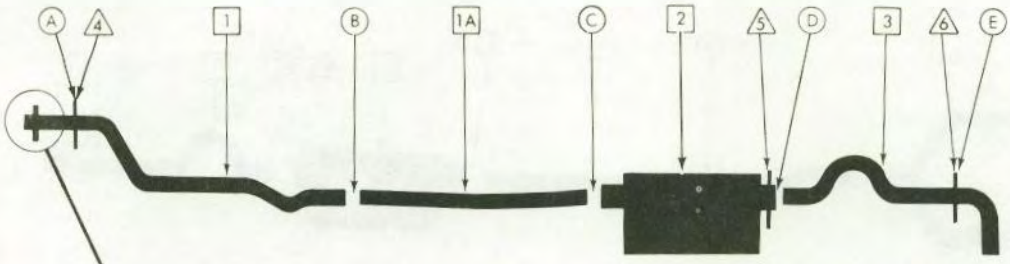

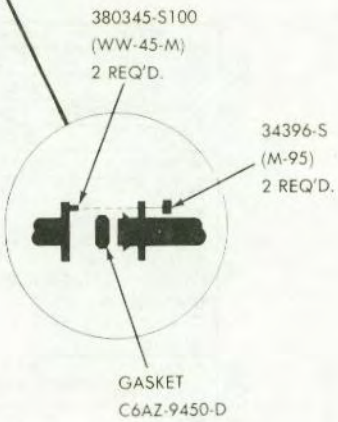

	ITEM	PART NUMBER
A	CLAMP ▲	D1AZ-5A231-C
4	BRACKET	C7OZ-5277-A
	382965-S100 (BB-429-UD) BOLT -HEX HD. 3/8-16 x 3/4 (1) REQ'D. 34807-S8 (X-66) WASHER-LOCK (1) REQ'D. ATT. BRKT. TO BRKT. TO ENGINE BLOCK	
1	INLET PIPE	C9DZ-5246-A
B	CLAMP ▲	D1AZ-5A231-C
1A	INTERMED. PIPE	DODZ-5A212-A
C	CLAMP ▲	D1AZ-5A231-C
2	MUFFLER	DOZZ-5230-N
5	BRACKET & INSULATOR ASSY.	C9OZ-5260-A
	381877-S2 (UU-52-AF) SCREW-HEX HD. 5/16-18 x 3/4 (4) REQ'D. ATT. BRKT. TO UNDERBODY & MUFFLER	
D	CLAMP ▲	D1AZ-5A231-C
3	OUTLET PIPE	DODZ-5255-A
6	BRACKET & INSULATOR ASSY.	C7DZ-5260-B
	381877-S2 (UU-52-AF) SCREW-HEX HD. 5/16-18 x 3/4 (2) REQ'D. ATT. BRKT. TO SIDE RAIL	
E	CLAMP ▲	D1AZ-5A231-C

Original equipment and original service muffler, intermediate pipe and outlet pipe are a welded assembly. To service this assembly you must replace it with all three parts (muffler, intermediate pipe and outlet pipe) used together.

ORIGINAL SERVICE SYSTEM (REPLACED BY CONSOLIDATED SYSTEM ABOVE)

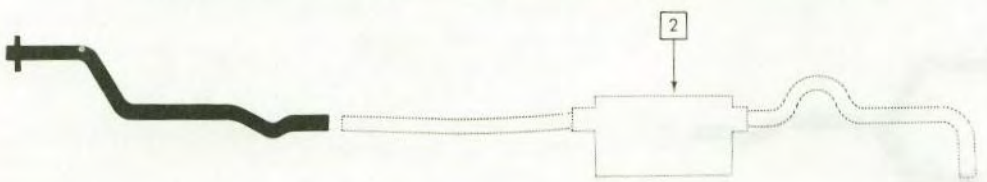

	ITEM	PART NO.
2	MUFFLER	*C8OZ-5230-K

E-E-12

▲ Use D1AZ 5A231-C in U.S. only; use C000 5253-E in Canada

COPYRIGHT © 1975 — FORD MOTOR COMPANY — DEARBORN, MICHIGAN
FINAL ISSUE

1969 FALCON - 8 CYL. 302-2B SEDAN

CONSOLIDATED SERVICE REPLACEMENT (REPLACES ORIGINAL SERVICE SYSTEM BELOW)

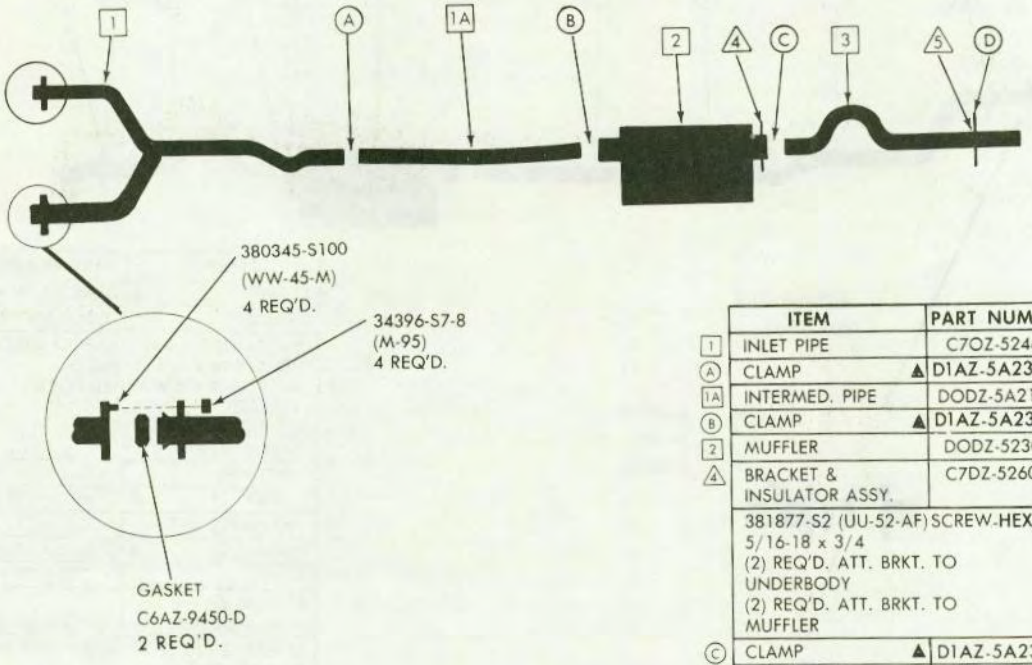

	ITEM	PART NUMBER
1	INLET PIPE	C7OZ-5246-L
A	CLAMP ▲	D1AZ-5A231-C
1A	INTERMED. PIPE	DODZ-5A212-A
B	CLAMP ▲	D1AZ-5A231-C
2	MUFFLER	DODZ-5230-C
4	BRACKET & INSULATOR ASSY.	C7DZ-5260-A
	381877-S2 (UU-52-AF) SCREW-HEX HD. 5/16-18 x 3/4 (2) REQ'D. ATT. BRKT. TO UNDERBODY (2) REQ'D. ATT. BRKT. TO MUFFLER	
C	CLAMP ▲	D1AZ-5A231-C
3	OUTLET PIPE	DODZ-5255-B
5	BRACKET & INSULATOR ASSY.	C3DZ-5260-B
	C8OZ-5B236-A PLATE ASSY. (1) REQ'D. 52012-S8 (U-202) SCREW -FLAT HD. #8-15 x 1/2 (1) REQ'D. ATT. PLATE ASSY. TO SIDE RAIL 34976-S4 (M89-CA) NUT-HEX. (2) REQ'D. ATT. BRKT. TO SIDE RAIL	
D	CLAMP ▲	D1AZ-5A231-C

Original equipment and original service muffler, intermediate pipe and outlet pipe are a welded assembly. To service this assembly you must replace it with all three parts (muffler, intermediate pipe and outlet pipe) used together.

ORIGINAL SERVICE SYSTEM (REPLACED BY CONSOLIDATED SYSTEM ABOVE)

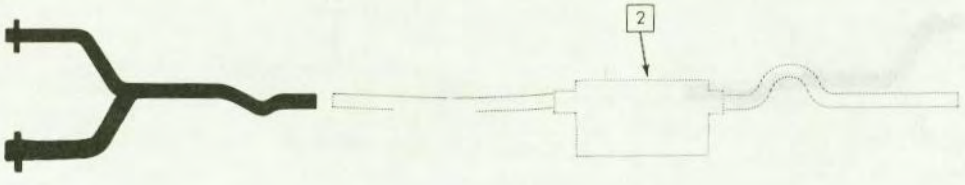

	ITEM	PART NUMBER
2	MUFFLER	*C8DZ-5230-B

E-E-13

▲ Use D1AZ 5A231-C in U.S. only; use C000 5253-E in Canada

1969 FALCON - 8 CYL. 302-2B STATION WAGON

CONSOLIDATED SERVICE REPLACEMENT (REPLACES ORIGINAL SERVICE SYSTEM BELOW)

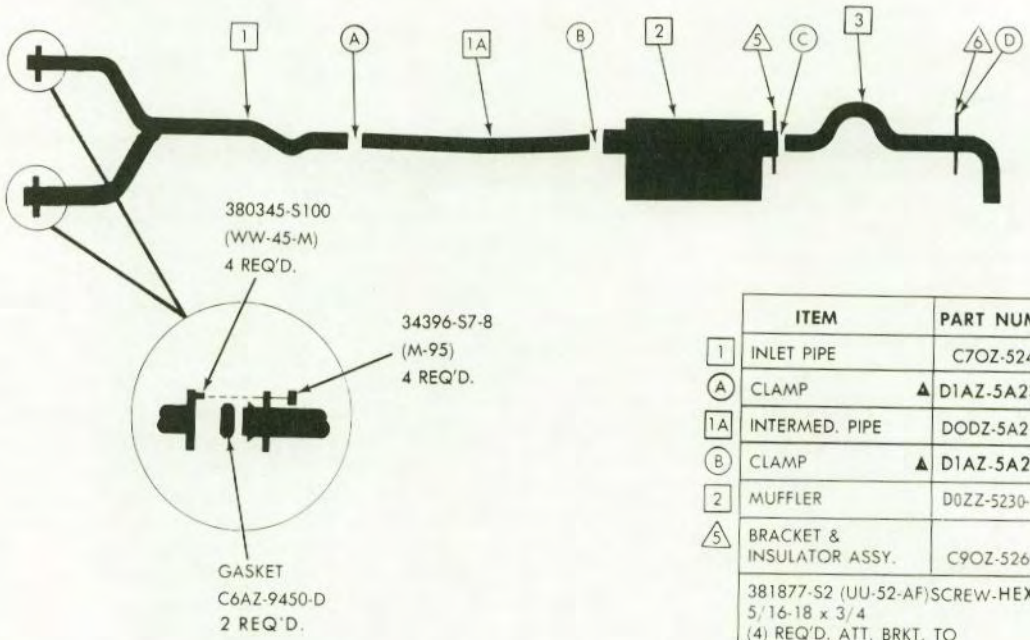

	ITEM	PART NUMBER
1	INLET PIPE	C7OZ-5246-L
A	CLAMP ▲	D1AZ-5A231-C
1A	INTERMED. PIPE	DODZ-5A212-A
B	CLAMP ▲	D1AZ-5A231-C
2	MUFFLER	D0ZZ-5230-N
5	BRACKET & INSULATOR ASSY.	C9OZ-5260-A
	381877-S2 (UU-52-AF) SCREW-HEX HD 5/16-18 x 3/4 (4) REQ'D. ATT. BRKT. TO UNDERBODY & MUFFLER	
C	CLAMP ▲	D1AZ-5A231-C
3	OUTLET PIPE	DODZ-5255-A
6	BRACKET & INSULATOR ASSY.	C7DZ-5260-B
	381877-S2 (UU-52-AF) SCREW -HEX HD. 5/16-18 x 3/4 (2) REQ'D. ATT. BRKT. TO SIDE RAIL	
D	CLAMP ▲	D1AZ-5A231-C

Original equipment and original service muffler, intermediate pipe and outlet pipe are a welded assembly. To service this assembly you must replace it with all three parts (muffler, intermediate pipe and outlet pipe) used together.

ORIGINAL SERVICE SYSTEM (REPLACED BY CONSOLIDATED SYSTEM ABOVE)

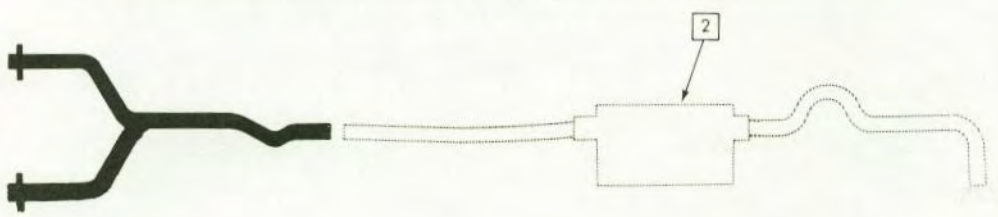

	ITEM	PART NO.
2	MUFFLER	★C8OZ-5230-E

E-E-14

▲ Use D1AZ 5A231-C in U.S. only; use C000 5253-E in Canada

COPYRIGHT © 1975 — FORD MOTOR COMPANY — DEARBORN, MICHIGAN

HALPERT_AUCTIONS

EXHAUST PARTS MODEL INDEX

How to use this index -

1. Find the car model desired.
2. Find the line which lists the engine displacement needed.
3. Select the correct page, and turn to that page.

Explanation of picture - text catalog sheets -

In sections 52.65 through 52.72, the complete present service system is shown at the top of the page, with an illustration and a complete bill of materials. If a second illustration appears below, that is the service system before simplification. In the lower system (before simplification), parts which are changed are shown by dotted lines, and the part numbers are shown in the table. Parts shown in black are parts which are unchanged and shown above in the upper illustration.

For stamped number cross-reference information and for size information, refer to Section 52, page 1.

1970

CYL.	C.I.D.	MODEL	TYPE▲	SECTION	PAGE	ILLUS. NO. ♦
A (FORD)						
6	240-1B		S	52.70	2	EF 29
8	302-2B	Exc.71	S	52.70	3	EF 30
		71	S	52.70	4	EF 31
	351-2B	Exc.71	S	52.70	3	EF 30
		71	S	52.70	4	EF 31
	390-2B	Exc.71	S	52.70	5	EF 34
		71	S	52.70	6	EF 35
	428-4B	P/C-exc.71	D	52.70	7	EF 36
		P/C-71	S	52.70	6	EF 35
	429-2B	Exc.71	S	52.70	5	EF 34
		71	S	52.70	8	EF 47
	429-4B	Exc.71	S	52.70	5	EF 34
		71	S	52.70	8	EF 47
B (FAIRLANE/TORINO) B(FALCON) - FROM 1/2/70						
6	250-1B	54, 57, 62, 63, 65	S	52.70	9	EC 1
		66, 71	S	52.70	10	EC 2
8	302-2B	54, 57, 62, 63, 65	S	52.70	11	EC 3
		66, 71	S	52.70	12	EC 4
		76	S	52.70	11	EC 3
	351-2B	54, 57, 62, 63, 65	S	52.70	13	EC 5
		66A, B	S	52.70	14	EC 6
		66C 'Before 2/1/70"	D	52.70	15	EC 22
		66C 'From 2/1/70"	S	52.70	14	EC 6
		66E	S	52.70	14	EC 6
		71	S	52.70	14	EC 6
		76	S	52.70	13	EC 5
	351-4B	54, 57, 62, 63, 65	D	52.70	16	EC 24
		66	D	52.70	17	EC 20
		71	D	52.70	18	EC 23
		76	D	52.70	16	EC 24
STANDARD 429-4B ENGINE (NOT COBRA JET or SUPER COBRA JET ENGINES)						
8	429 Std.	54, 57, 62, 63, 65 Quiet dual	D	52.70	19	EC 21
		54, 57, 62, 63, 65 Sporty dual	D	52.70	20	EC 25
		66 (Sporty dual)	D	52.70	17	EC 20
		66 (Quiet dual)	D	52.70	21	EC 18
		71	D	52.70	21	EC 18
		76	D	52.70	20	EC 25

(continued)

CYL.	C.I.D.	MODEL	TYPE▲	SECTION	PAGE	ILLUS. NO. ♦
B (FAIRLANE/TORINO) (continued) B(FALCON) - FROM 1/2/70 OPTIONAL 429 COBRA JET & SUPER COBRA JET ENGINES (NOT 429-4B STANDARD ENGINE)						
8	429-CJ	54, 57, 62, 63, 65	D	52.70	20	EC 25
	429-SCJ	54, 57, 62, 63, 65	D	52.70	22	EC 26
	429-CJ	66	D	52.70	17	EC 20
	429-SCJ	66	D	52.70	23	EC 19
	429-CJ	76	D	52.70	20	EC 25
	429-SCJ	76	D	52.70	22	EC 26
F (MUSTANG) - INCLUDES SHELBY						
6	200-1B		S	52.70	24	EA 11
	250-1B		S	52.70	24	EA 11
8	302-2B		S	52.70	25	EA 4
	302-4B	Boss	D	52.70	26	EA 30
	351-2B	Engine code C	S	52.70	27	EA 2
		Engine code W	S	52.70	28	EA 3
	351-4B	Except Shelby GT350	D	52.70	29	EA 32
		Shelby GT350	D	52.70	30	EA 55
	428-4B	Except Shelby GT500	D	52.70	31	EA 31
		Shelby GT500	D	52.70	32	EA 56
	429-4B	Boss	D	52.70	33	EA 10
P (MAVERICK)						
6	170-1B		S	52.70	34	EL 1A
	200-1B		S	52.70	34	EL 1A
	250-1B		S	52.70	35	EL 2A
S (THUNDERBIRD)						
8	429-4B		D	52.70	36	EH 6
U (BRONCO)						
6	170-1B		S	52.70	37	EN 9
8	302-2B		S	52.70	38	EN 10
X (FALCON) - BEFORE 1/2/70 FOR UNITS BUILT FROM 1/2/70, REFER TO B (FALCON)						
6	200-1B	54, 62	S	52.70	39	EE 30
		71	S	52.70	40	EE 31
8	302-2B	54, 62	S	52.70	41	EE 32
		71	S	52.70	42	EE 33

♦ For control purposes only ▲ S - Single D - Dual

COPYRIGHT © 1975 — FORD MOTOR COMPANY — DEARBORN, MICHIGAN

HALPERT_AUCTIONS

1970 FORD—6 CYL. 240-1B SEDAN, HARDTOP, & CONVERTIBLE

CONSOLIDATED SERVICE REPLACEMENT (REPLACES ORIGINAL SERVICE SYSTEM BELOW)

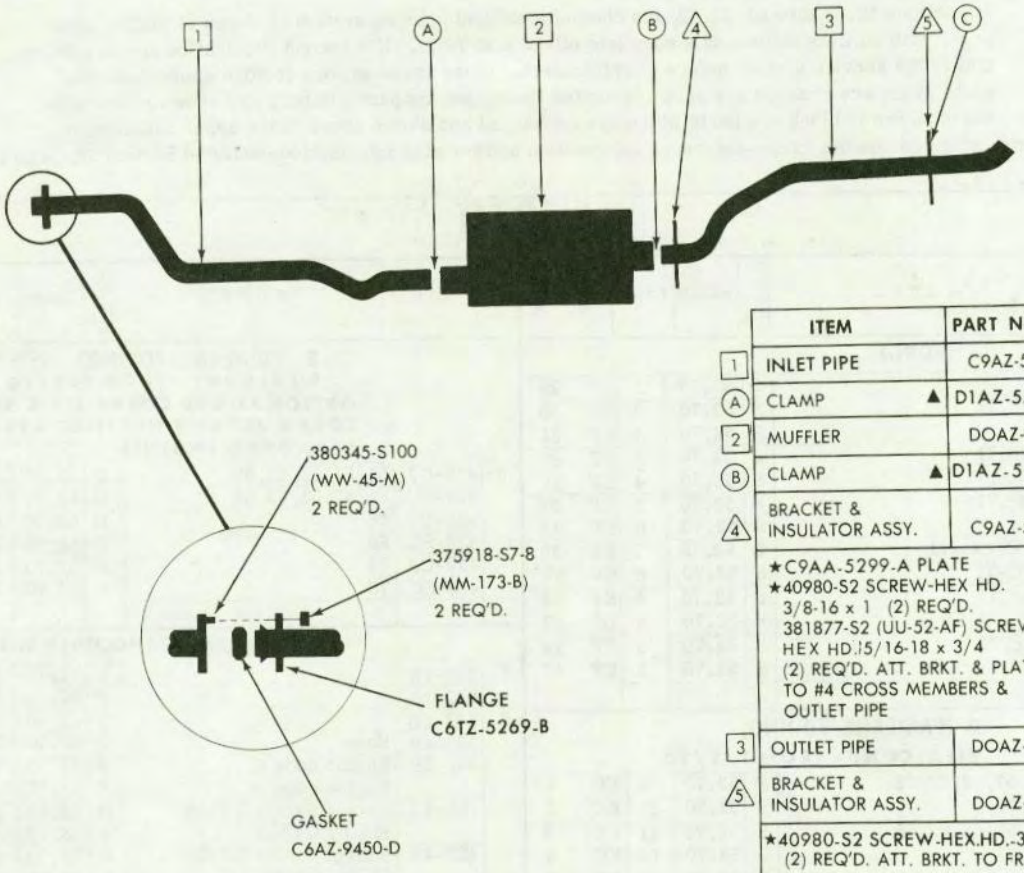

	ITEM	PART NUMBER
1	INLET PIPE	C9AZ-5246-C
A	CLAMP ▲	D1AZ-5A231-C
2	MUFFLER	D0AZ-5230-T
B	CLAMP ▲	D1AZ-5A231-C
4	BRACKET & INSULATOR ASSY.	C9AZ-5260-A
	★C9AA-5299-A PLATE ★40980-S2 SCREW-HEX HD. 3/8-16 x 1 (2) REQ'D. 381877-S2 (UU-52-AF) SCREW-HEX HD. 5/16-18 x 3/4 (2) REQ'D. ATT. BRKT. & PLATE TO #4 CROSS MEMBERS & OUTLET PIPE	
3	OUTLET PIPE	D0AZ-5255-K
5	BRACKET & INSULATOR ASSY.	D0AZ-5260-B
	★40980-S2 SCREW-HEX.HD.-3/8-16 x 1 (2) REQ'D. ATT. BRKT. TO FRAME	
C	CLAMP ▲	D1AZ-5A231-C

Consolidated muffler and outlet pipe must be used together as a matched pair. They will not mate with original service components.

ORIGINAL SERVICE SYSTEM (REPLACED BY CONSOLIDATED SYSTEM ABOVE)

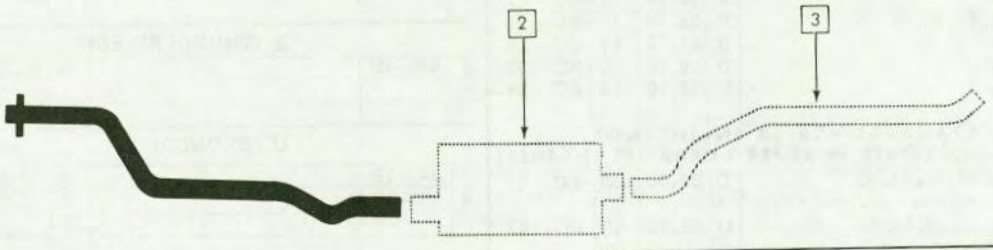

	ITEM	PART NUMBER
2	MUFFLER	★D0AZ-5230-F
3	OUTLET PIPE	★D0AZ-5255-A (BEFORE 10-13-69) ★D0AZ-5255-J (FROM 10-13-69)

E-F-29

▲ Use D1AZ 5A231-C in U.S. only; use C000 5253-E in Canada

HALPERT_AUCTIONS

1970 FORD—8 CYL. 302-2B & 351-2B SEDAN, HARDTOP, & CONVERTIBLE

CONSOLIDATED SERVICE REPLACEMENT (REPLACES ORIGINAL SERVICE SYSTEM BELOW)

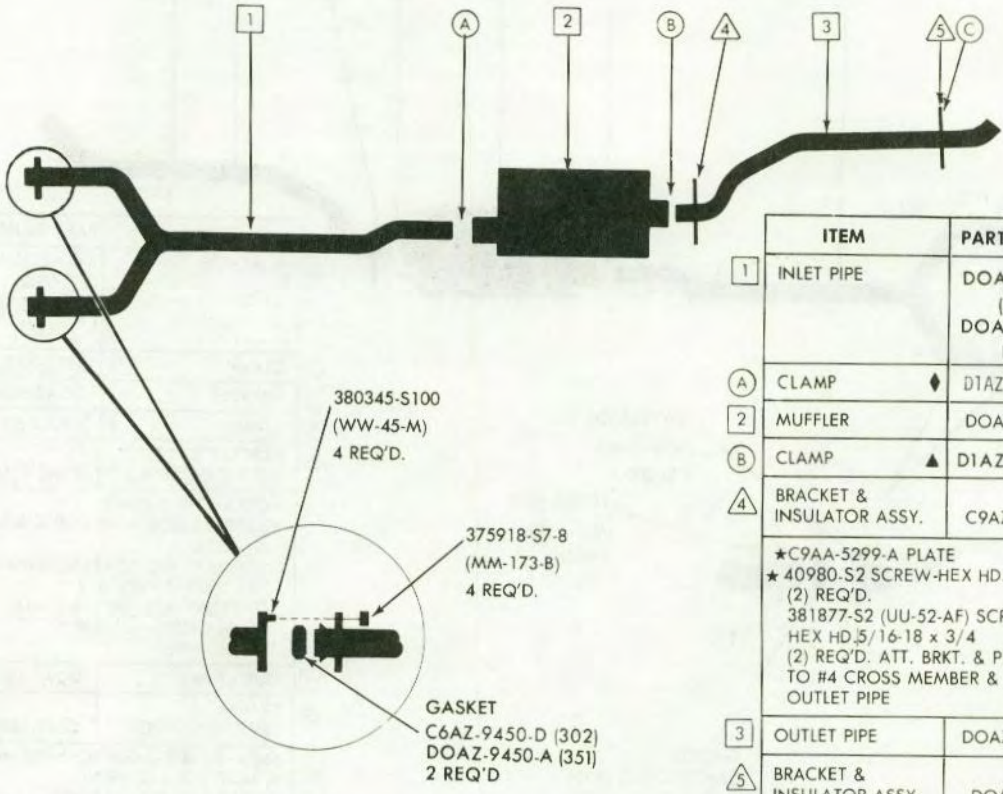

	ITEM	PART NUMBER
1	INLET PIPE	DOAZ-5246-A (302) DOAZ-5246-B (351)
A	CLAMP ♦	D1AZ-5A231-A
2	MUFFLER	DOAZ-5230-V
B	CLAMP ▲	D1AZ-5A231-C
4	BRACKET & INSULATOR ASSY.	C9AZ-5260-A
	★C9AA-5299-A PLATE ★ 40980-S2 SCREW-HEX HD. 3/8-16 x 1 (2) REQ'D. 381877-S2 (UU-52-AF) SCREW-HEX HD. 5/16-18 x 3/4 (2) REQ'D. ATT. BRKT. & PLATE TO #4 CROSS MEMBER & OUTLET PIPE	
3	OUTLET PIPE	DOAZ-5255-K
5	BRACKET & INSULATOR ASSY.	DOAZ-5260-B
	★ 40980-S2 SCREW-HEX HD. 3/8-16 × 1 (2) REQ'D. ATT. BRKT. TO FRAME	
C	CLAMP ▲	D1AZ-5A231-C

Consolidated muffler and outlet pipe must be used together as a matched pair. They will not mate with original service components.

ORIGINAL SERVICE SYSTEM (REPLACED BY CONSOLIDATED SYSTEM ABOVE)

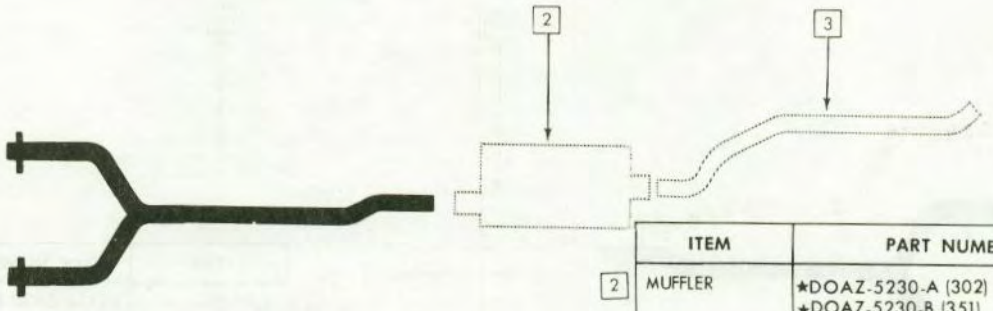

ITEM	PART NUMBER
2 MUFFLER	★DOAZ-5230-A (302) ★DOAZ-5230-B (351)
3 OUTLET PIPE	★DOAZ-5255-A (BEFORE 10-13-69) ★DOAZ-5255-J (FROM 10-13-69)

E-F-30

♦ Use D1AZ 5A231-A in U.S. only; use C000 5253-F in Canada

▲ Use D1AZ 5A231-C in U.S. only; use C000 5253-E in Canada

COPYRIGHT © 1975 — FORD MOTOR COMPANY — DEARBORN, MICHIGAN

FINAL ISSUE

HALPERT_AUCTIONS

1970 FORD—8 CYL. 302-2B & 351-2B STATION WAGON

CONSOLIDATED SERVICE REPLACEMENT (REPLACES ORIGINAL SERVICE SYSTEM BELOW)

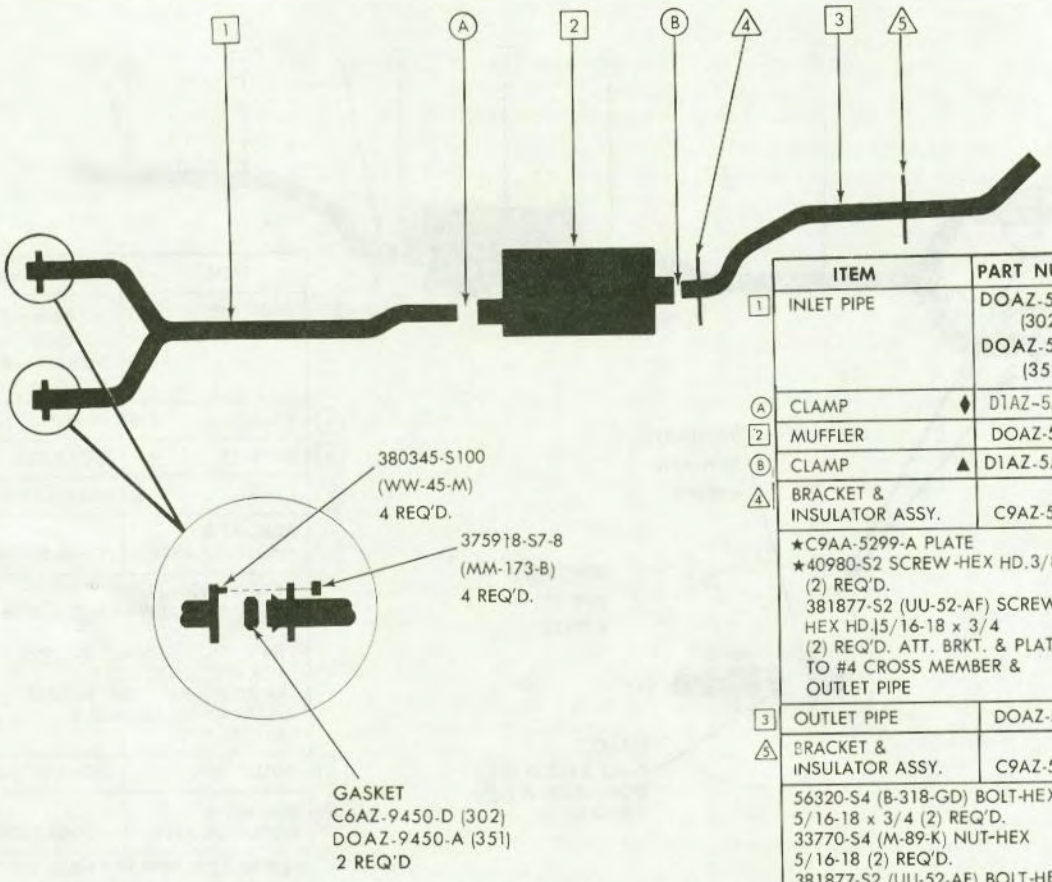

	ITEM	PART NUMBER
1	INLET PIPE	DOAZ-5246-A (302) DOAZ-5246-B (351)
A	CLAMP ♦	D1AZ-5A231-A
2	MUFFLER	DOAZ-5230-V
B	CLAMP ▲	D1AZ-5A231-C
4	BRACKET & INSULATOR ASSY.	C9AZ-5260-A
	★C9AA-5299-A PLATE ★40980-S2 SCREW-HEX HD.3/8-16 x 1 (2) REQ'D. 381877-S2 (UU-52-AF) SCREW-HEX HD.5/16-18 x 3/4 (2) REQ'D. ATT. BRKT. & PLATE TO #4 CROSS MEMBER & OUTLET PIPE	
3	OUTLET PIPE	DOAZ-5255-U
5	BRACKET & INSULATOR ASSY.	C9AZ-5260-C
	56320-S4 (B-318-GD) BOLT-HEX HD. 5/16-18 x 3/4 (2) REQ'D. 33770-S4 (M-89-K) NUT-HEX 5/16-18 (2) REQ'D. 381877-S2 (UU-52-AF) BOLT-HEX HD. 5/16-18 x 3/4 (2) REQ'D. ATT. BRKT. TO OUTLET PIPE & FRAME	

Consolidated muffler and outlet pipe must be used together as a matched pair. They will not mate with original service components.

ORIGINAL SERVICE SYSTEM (REPLACED BY CONSOLIDATED SYSTEM ABOVE)

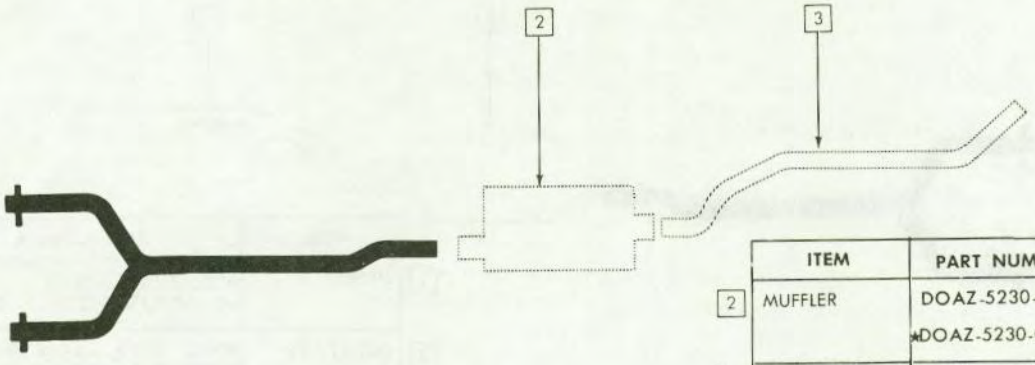

	ITEM	PART NUMBER
2	MUFFLER	DOAZ-5230-D (302) ★DOAZ-5230-C (351)
3	OUTLET PIPE	★DOAZ-5255-F

E-F-31

♦ Use D1AZ 5A231-A in U.S. only; use C000 5253-F in Canada

▲ Use D1AZ 5A231-C in U.S. only; use C000 5253-E in Canada

HALPERT_AUCTIONS

1970—FORD 8 CYL 390-2B & 429-2B & 4B SEDAN, HARDTOP, & CONVERTIBLE

CONSOLIDATED SERVICE REPLACEMENT (REPLACES ORIGINAL SERVICE SYSTEM BELOW)

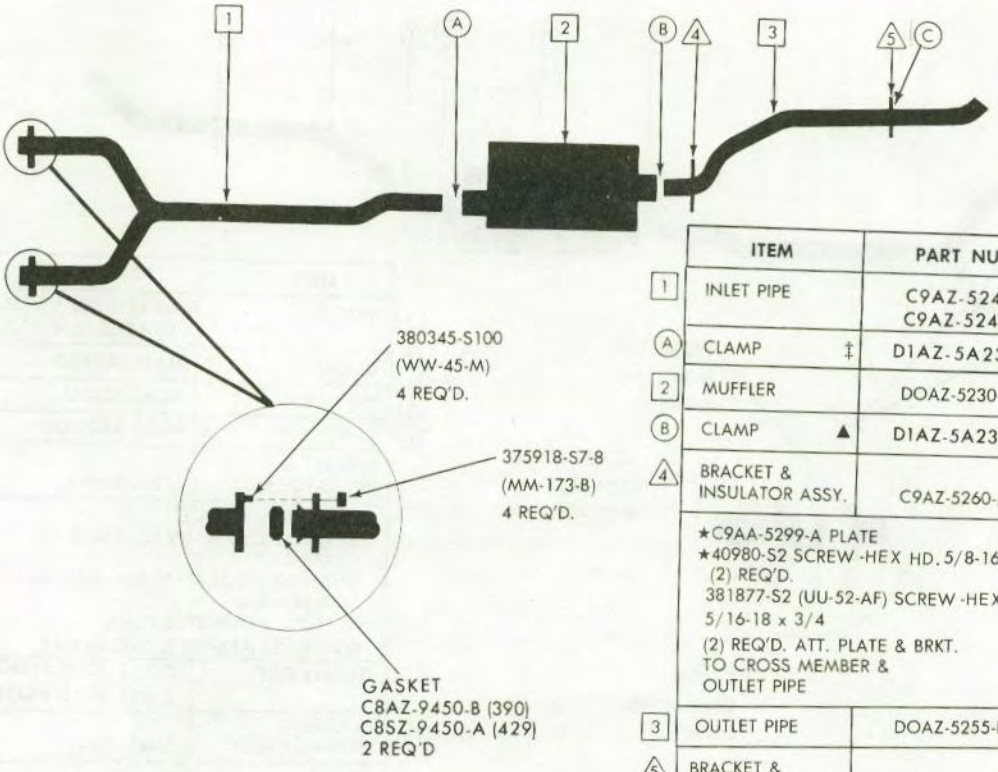

	ITEM	PART NUMBER
1	INLET PIPE	C9AZ-5246-L (390) C9AZ-5246-D (429)
A	CLAMP ‡	D1AZ-5A231-D
2	MUFFLER	DOAZ-5230-U
B	CLAMP ▲	D1AZ-5A231-C
4	BRACKET & INSULATOR ASSY.	C9AZ-5260-A
	★C9AA-5299-A PLATE ★40980-S2 SCREW -HEX HD. 5/8-16 x 1 (2) REQ'D. 381877-S2 (UU-52-AF) SCREW -HEX HD. 5/16-18 x 3/4 (2) REQ'D. ATT. PLATE & BRKT. TO CROSS MEMBER & OUTLET PIPE	
3	OUTLET PIPE	DOAZ-5255-K
5	BRACKET & INSULATOR ASSY.	DOAZ-5260-B
	★40980-S2 SCREW -HEX HD. 3/8-16 x 1 (2) REQ'D. ATT. BRKT. TO FRAME	
C	CLAMP ▲	D1AZ-5A231-C

Consolidated muffler and outlet pipe must be used together as a matched pair. They will not mate with original service components.

ORIGINAL SERVICE SYSTEM (REPLACED BY CONSOLIDATED SYSTEM ABOVE)

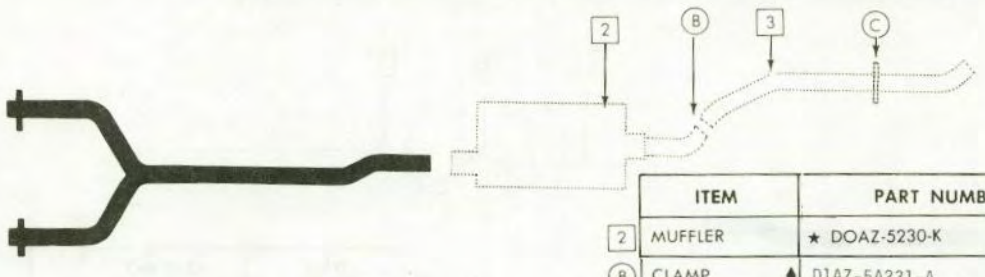

	ITEM	PART NUMBER
2	MUFFLER	★ DOAZ-5230-K
B	CLAMP ♦	D1AZ-5A231-A
3	OUTLET PIPE	★DOAZ-5255-B (2 BBL.-BEFORE 10-13-69) DOAZ-5255-H (2 BBL.-FROM 10-13-69) ★D0AZ-5255-J (4 BBL.)
C	CLAMP ♦	D1AZ-5A231-A

E-F-34

‡ Use D1AZ 5A231-D in U.S. only; use C000 5253-G in Canada
▲ Use D1AZ 5A231-C in U.S. only; use C000 5253-E in Canada
♦ Use D1AZ 5A231-A in U.S. only; use C000 5253-F in Canada

COPYRIGHT © 1975 — FORD MOTOR COMPANY — DEARBORN, MICHIGAN

FINAL ISSUE

HALPERT_AUCTIONS

1970 FORD—8 CYL. 390-2B & 428-4B STATION WAGON

CONSOLIDATED SERVICE REPLACEMENT (REPLACES ORIGINAL SERVICE SYSTEM BELOW)

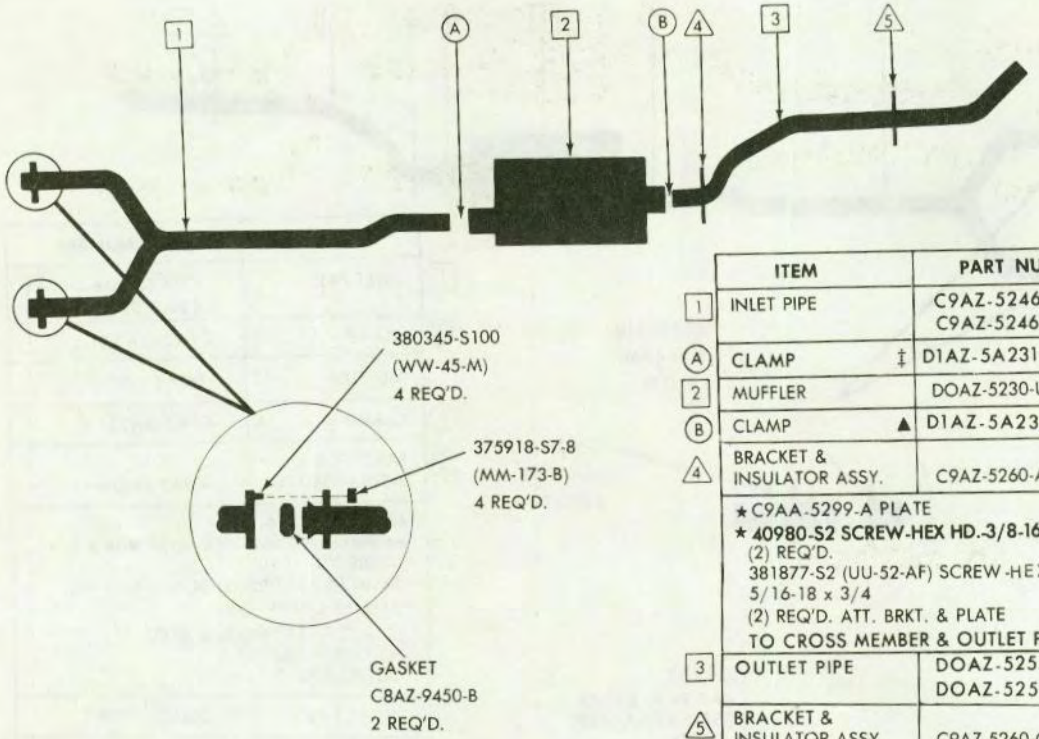

	ITEM	PART NUMBER
1	INLET PIPE	C9AZ-5246-L (390) C9AZ-5246-H (428)
A	CLAMP ‡	D1AZ-5A231-D
2	MUFFLER	D0AZ-5230-U
B	CLAMP ▲	D1AZ-5A231-C
4	BRACKET & INSULATOR ASSY.	C9AZ-5260-A
	★C9AA-5299-A PLATE ★ 40980-S2 SCREW-HEX HD.-3/8-16 × 1 (2) REQ'D. 381877-S2 (UU-52-AF) SCREW-HEX HD. 5/16-18 x 3/4 (2) REQ'D. ATT. BRKT. & PLATE TO CROSS MEMBER & OUTLET PIPE	
3	OUTLET PIPE	D0AZ-5255-U (390) D0AZ-5255-V (428)
5	BRACKET & INSULATOR ASSY.	C9AZ-5260-C
	56320-S4 (B-318-GD) SCREW-HEX HD. 5/16-18 x 7/8 (2) REQ'D. 33770-S4 (M-89-K) NUT-HEX 5/16-18 (2) REQ'D. 381877-S2 (UU-52-AF) SCREW-HEX HD. 5/16-18 x 3/4 (2) REQ'D. ATT. BRKT. TO FRAME & OUTLET PIPE	

Consolidated muffler and outlet pipe must be used together as a matched pair. They will not mate with original service components.

ORIGINAL SERVICE SYSTEM (REPLACED BY CONSOLIDATED SYSTEM ABOVE)

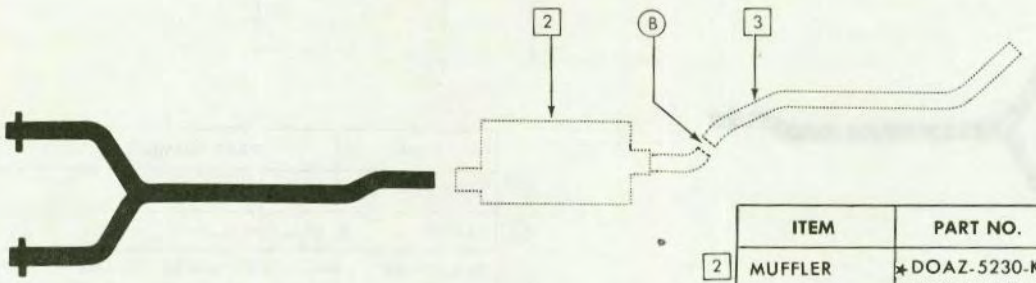

	ITEM	PART NO.
2	MUFFLER	★D0AZ-5230-K (390) ★D0AZ-5230-L (428)
B	CLAMP ♦	D1AZ-5A231-A
3	OUTLET PIPE	★D0AZ-5255-G

E-F-35

‡ Use D1AZ 5A231-D in U.S. only; use C000 5253-G in Canada
▲ Use D1AZ 5A231-C in U.S. only; use C000 5253-E in Canada
♦ Use D1AZ 5A231-A in U.S. only; use C000 5253-F in Canada

HALPERT_AUCTIONS

1970 FORD--8 CYL. 428-4B SEDAN & HARDTOP (POLICE CAR ONLY)

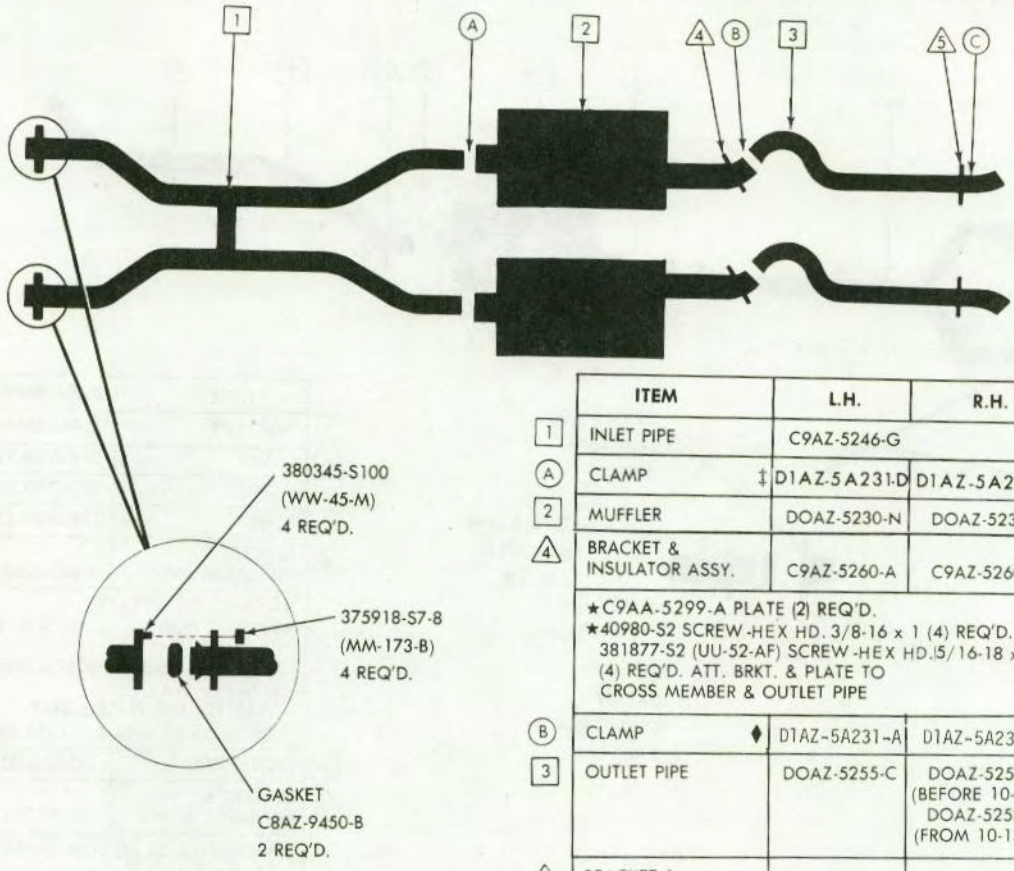

	ITEM	L.H.	R.H.
1	INLET PIPE	C9AZ-5246-G	
A	CLAMP ‡	D1AZ-5A231-D	D1AZ-5A231-D
2	MUFFLER	D0AZ-5230-N	D0AZ-5230-R
4	BRACKET & INSULATOR ASSY.	C9AZ-5260-A	C9AZ-5260-A
	★C9AA-5299-A PLATE (2) REQ'D. ★40980-S2 SCREW-HEX HD. 3/8-16 x 1 (4) REQ'D. 381877-S2 (UU-52-AF) SCREW-HEX HD. 5/16-18 x 3/4 (4) REQ'D. ATT. BRKT. & PLATE TO CROSS MEMBER & OUTLET PIPE		
B	CLAMP ♦	D1AZ-5A231-A	D1AZ-5A231-A
3	OUTLET PIPE	D0AZ-5255-C	D0AZ-5255-B (BEFORE 10-13-69) D0AZ-5255-H (FROM 10-13-69)
5	BRACKET & INSULATOR ASSY.	D0AZ-5260-A	D0AZ-5260-B
	★ 40980-S2 SCREW-HEX HD. 3/8-16 × 1 (4) REQ'D. ATT. BRKT. TO FRAME		
C	CLAMP ♦	D1AZ-5A231-A	D1AZ-5A231-A

E-F-36

‡ Use D1AZ 5A231-D in U.S. only; use C000 5253-G in Canada

♦ Use D1AZ 5A231-A in U.S. only; use C000 5253-F in Canada

COPYRIGHT © 1975 — FORD MOTOR COMPANY — DEARBORN, MICHIGAN

FINAL ISSUE

HALPERT_AUCTIONS

1970 FORD—8 CYL. 429-2B & 4B STATION WAGON

CONSOLIDATED SERVICE REPLACEMENT (REPLACES ORIGINAL SERVICE SYSTEM BELOW)

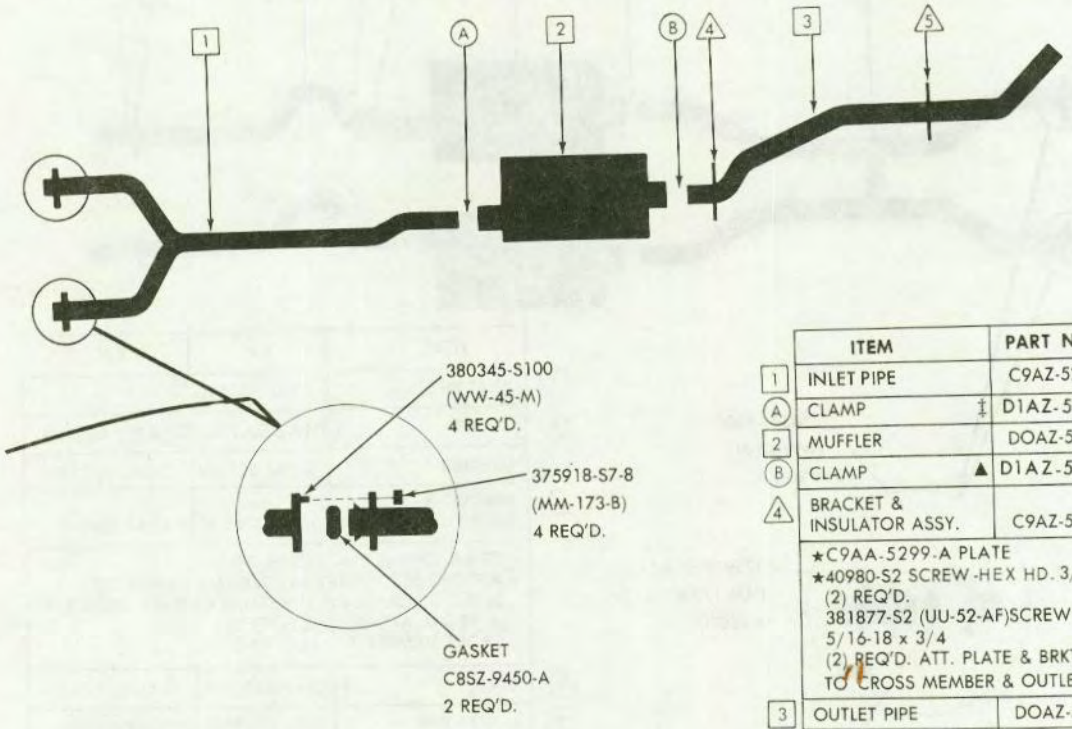

	ITEM	PART NUMBER
1	INLET PIPE	C9AZ-5246-D
A	CLAMP ‡	D1AZ-5A231-D
2	MUFFLER	DOAZ-5230-U
B	CLAMP ▲	D1AZ-5A231-C
4	BRACKET & INSULATOR ASSY.	C9AZ-5260-A
	★C9AA-5299-A PLATE ★40980-S2 SCREW-HEX HD. 3/8-16 x 1 (2) REQ'D. 381877-S2 (UU-52-AF)SCREW-HEX HD. 5/16-18 x 3/4 (2) REQ'D. ATT. PLATE & BRKT. TO CROSS MEMBER & OUTLET PIPE	
3	OUTLET PIPE	DOAZ-5255-V
5	BRACKET & INSULATOR ASSY.	C9AZ-5260-C
	381877-S2 (UU-52-AF) SCREW-HEX HD. 5/16-18 x 3/4 (2) REQ'D. 33770-S4 (M-89-K) NUT-HEX 5/16 (2) REQ'D. 56320-S4 (B-318-GD) SCREW-HEX HD. 5/16-18 x 7/8 ATT. BRKT. TO FRAME & OUTLET PIPE	

Consolidated muffler and outlet pipe must be used together as a matched pair. They will not mate with original service components.

ORIGINAL SERVICE SYSTEM (REPLACED BY CONSOLIDATED SYSTEM ABOVE)

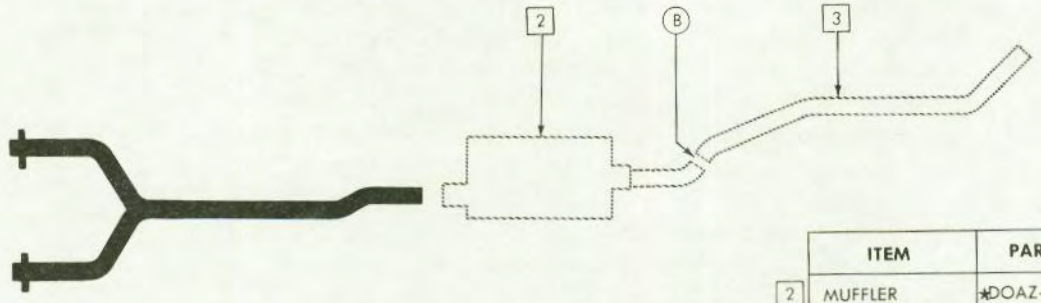

	ITEM	PART NO.
2	MUFFLER	★DOAZ-5230-L
B	CLAMP ♦	D1AZ-5A231-A
3	OUTLET PIPE	★DOAZ-5255-G

E-F-47

‡ Use D1AZ 5A231-D in U.S. only; use C000 5253-G in Canada
▲ Use D1AZ 5A231-C in U.S. only; use C000 5253-E in Canada
♦ Use D1AZ 5A231-A in U.S. only; use C000 5253-F in Canada

HALPERT_AUCTIONS

1970 FAIRLANE/TORINO & (1970 FALCON-FROM 1-2-70)— 6 CYL. 250-1B SEDAN, HARDTOP & CONVERTIBLE

CONSOLIDATED SERVICE REPLACEMENT (REPLACES ORIGINAL SERVICE SYSTEM BELOW)

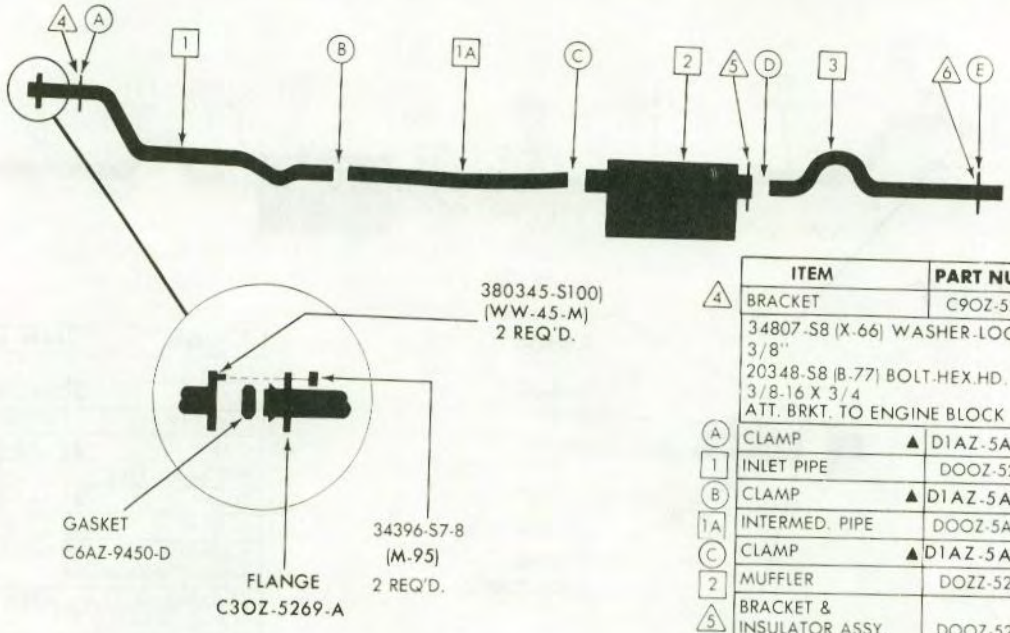

	ITEM	PART NUMBER
4	BRACKET	C9OZ-5277-A
	34807-S8 (X-66) WASHER-LOCK 3/8" 20348-S8 (B-77) BOLT-HEX.HD. 3/8-16 X 3/4 ATT. BRKT. TO ENGINE BLOCK	
A	CLAMP ▲	D1AZ-5A231-C
1	INLET PIPE	DOOZ-5246-A
B	CLAMP ▲	D1AZ-5A231-C
1A	INTERMED. PIPE	DOOZ-5A212-A
C	CLAMP ▲	D1AZ-5A231-C
2	MUFFLER	DOZZ-5230-N
5	BRACKET & INSULATOR ASSY.	DOOZ-5260-D
	381877-S2 (UU-52-AF) SCREW - HEX HD. 5/16-18 x 3/4 (2) REQ'D. ATT. BRKT. & INSULATOR ASSY. TO MUFFLER ★40980-S2 SCREW-HEX HD. 3/8-16 x 1 (2) REQ'D. ATT. BRKT. & INSULATOR ASSY. TO UNDERBODY	
D	CLAMP ▲	D1AZ-5A231-C
3	OUTLET PIPE	DOOZ-5255-E
6	BRACKET & INSULATOR ASSY.	C8OZ-5260-A
	381877-S2 (UU-52-AF) SCREW - HEX HD. 5/16-18 x 3/4 (2) REQ'D. ATT. BRKT. & INSULATOR ASSY. TO UNDERBODY	
E	CLAMP ▲	D1AZ-5A231-C

Original equipment and original service muffler, intermediate pipe and outlet pipe are a welded assembly. To service this assembly you must replace it with all three parts (muffler, intermediate pipe and outlet pipe) used together.

ORIGINAL SERVICE SYSTEM (REPLACED BY CONSOLIDATED SYSTEM ABOVE)



	ITEM	PART NUMBER
2	MUFFLER	★DOOZ-5230-S

E-C-1

▲ Use D1AZ 5A231-C in U.S. only; use C000 5253-E in Canada

COPYRIGHT © 1975 — FORD MOTOR COMPANY — DEARBORN, MICHIGAN

HALPERT_AUCTIONS

1970 FAIRLANE/TORINO—6 CYL. 250-1B STATION WAGON & RANCHERO

CONSOLIDATED SERVICE REPLACEMENT (REPLACES ORIGINAL SERVICE SYSTEM BELOW)

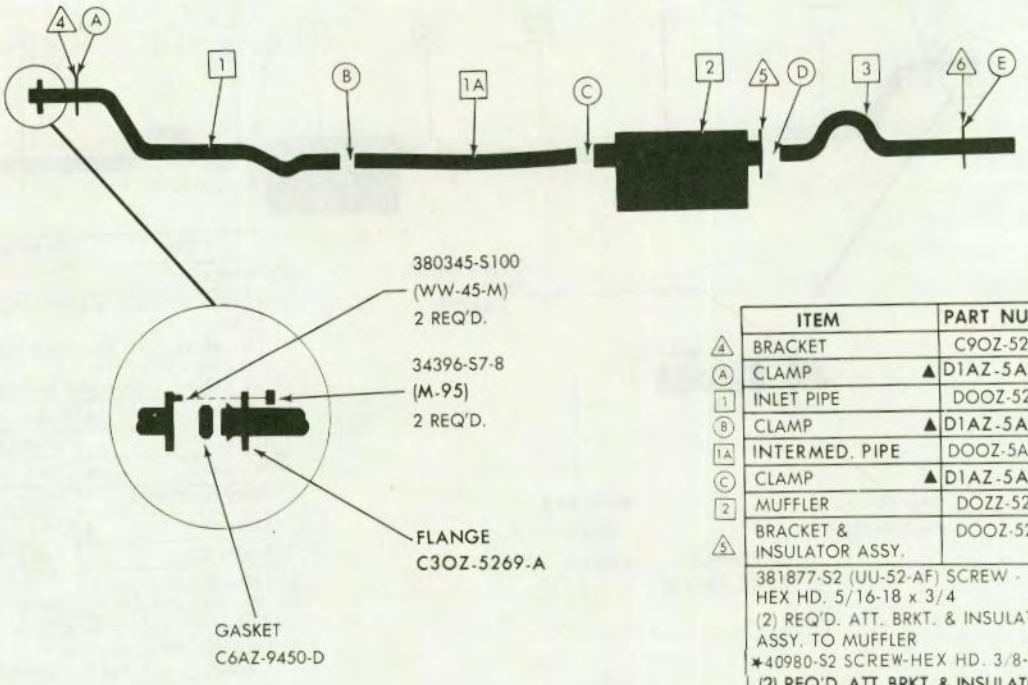

	ITEM	PART NUMBER
4	BRACKET	C9OZ-5277-A
A	CLAMP ▲	D1AZ-5A231-C
1	INLET PIPE	DOOZ-5246-A
B	CLAMP ▲	D1AZ-5A231-C
1A	INTERMED. PIPE	DOOZ-5A212-A
C	CLAMP ▲	D1AZ-5A231-C
2	MUFFLER	DOZZ-5230-N
5	BRACKET & INSULATOR ASSY.	DOOZ-5260-E
	381877-S2 (UU-52-AF) SCREW - HEX HD. 5/16-18 x 3/4 (2) REQ'D. ATT. BRKT. & INSULATOR ASSY. TO MUFFLER *40980-S2 SCREW-HEX HD. 3/8-16 x 1 (2) REQ'D. ATT. BRKT. & INSULATOR ASSY. TO UNDERBODY	
D	CLAMP ▲	D1AZ-5A231-C
3	OUTLET PIPE	DODZ-5255-A
6	BRACKET & INSULATOR ASSY.	C7DZ-5260-B (RANCHERO) C7OZ-5260-D (STA. WAGON)
	381877-S2 (UU-52-AF) SCREW - HEX HD. 5/16-18 x 3/4 (2) REQ'D. ATT. BRKT. & INSULATOR ASSY. TO UNDERBODY	
E	CLAMP ▲	D1AZ-5A231-C

Original equipment and original service muffler, intermediate pipe and outlet pipe are a welded assembly. To service this assembly you must replace it with all three parts (muffler, intermediate pipe and outlet pipe) used together.

ORIGINAL SERVICE SYSTEM (REPLACED BY CONSOLIDATED SYSTEM ABOVE)

	ITEM	PART NUMBER
2	MUFFLER	* DOOZ-5230-A

E-C-2

▲ Use D1AZ 5A231-C in U.S. only; use C000 5253-E in Canada

HALPERT_AUCTIONS

1970 FAIRLANE/TORINO & (1970 FALCON-FROM 1-2-70)— 8 CYL 302-2B SEDAN, HARDTOP & CONVERTIBLE

CONSOLIDATED SYSTEM REPLACEMENT (REPLACES ORIGINAL SERVICE SYSTEM BELOW)

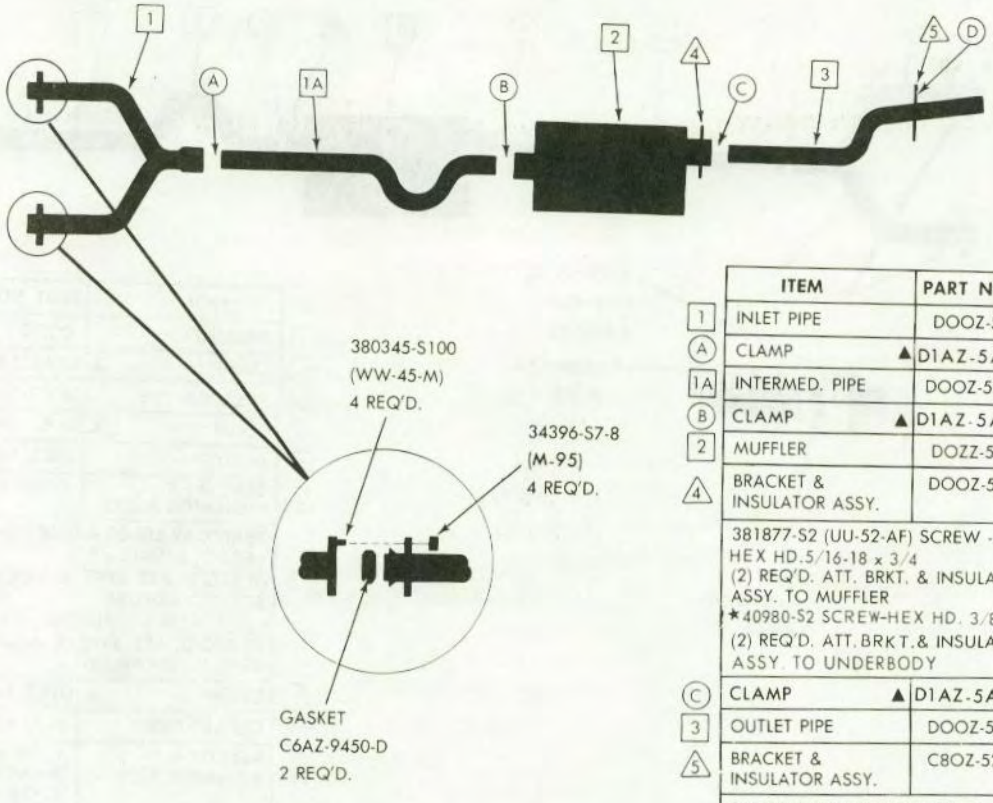

	ITEM	PART NUMBER
1	INLET PIPE	D0OZ-5246-B
A	CLAMP ▲	D1AZ-5A231-C
1A	INTERMED. PIPE	D0OZ-5A212-A
B	CLAMP ▲	D1AZ-5A231-C
2	MUFFLER	D0ZZ-5230-N
4	BRACKET & INSULATOR ASSY.	D0OZ-5260-D
	381877-S2 (UU-52-AF) SCREW - HEX HD.5/16-18 x 3/4 (2) REQ'D. ATT. BRKT. & INSULATOR ASSY. TO MUFFLER ★40980-S2 SCREW-HEX HD. 3/8-16 x 1 (2) REQ'D. ATT. BRKT.& INSULATOR ASSY. TO UNDERBODY	
C	CLAMP ▲	D1AZ-5A231-C
3	OUTLET PIPE	D0OZ-5255-E
5	BRACKET & INSULATOR ASSY.	C8OZ-5260-A
	381877-S2 (UU-52-AF) SCREW - HEX HD. 5/16-18 × 3/4 (2) REQ'D. ATT. BRKT. & INSULATOR ASSY. TO UNDERBODY	
D	CLAMP ▲	D1AZ-5A231-C

Original equipment and original service muffler, intermediate pipe and outlet pipe are a welded assembly. To service this assembly you must replace it with all three parts (muffler, intermediate pipe and outlet pipe) used together.

ORIGINAL SERVICE SYSTEM (REPLACED BY CONSOLIDATED SYSTEM ABOVE)

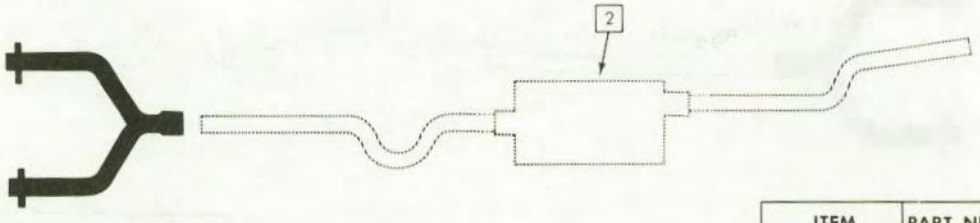

	ITEM	PART NUMBER
2	MUFFLER	★D0OZ-5230-T

E-C-3

▲ Use D1AZ 5A231-C in U.S. only; use C000 5253-E in Canada

COPYRIGHT © 1975 — FORD MOTOR COMPANY — DEARBORN, MICHIGAN
FINAL ISSUE

HALPERT_AUCTIONS

1970 FAIRLANE/TORINO & (1970 FALCON-FROM 1-2-70)— 8 CYL. 302-2B STATION WAGON & RANCHERO

CONSOLIDATED SYSTEM REPLACEMENT (REPLACES ORIGINAL SERVICE SYSTEM BELOW)

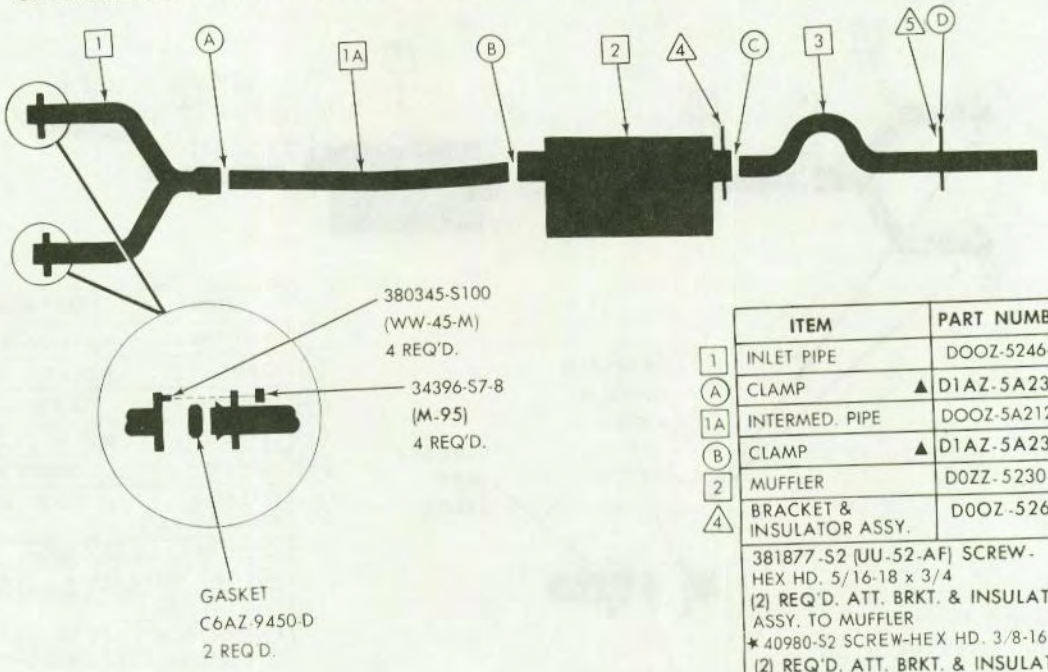

	ITEM	PART NUMBER
1	INLET PIPE	D0OZ-5246-B
A	CLAMP ▲	D1AZ-5A231-C
1A	INTERMED. PIPE	D0OZ-5A212-A
B	CLAMP ▲	D1AZ-5A231-C
2	MUFFLER	D0ZZ-5230-N
4	BRACKET & INSULATOR ASSY.	D0OZ-5260-E
	381877-S2 (UU-52-AF) SCREW-HEX HD. 5/16-18 x 3/4 (2) REQ'D. ATT. BRKT. & INSULATOR ASSY. TO MUFFLER ★ 40980-S2 SCREW-HEX HD. 3/8-16 x 1 (2) REQ'D. ATT. BRKT. & INSULATOR ASSY. TO UNDERBODY	
C	CLAMP ▲	D1AZ-5A231-C
3	OUTLET PIPE	D0DZ-5255-A
5	BRACKET & INSULATOR ASSY.	C7DZ-5260-B (RANCHERO) C7OZ-5260-D (STA. WAGON)
	381877-S2 (UU-52-AF) SCREW-HEX HD. 5/16-18 x 3/4 (2) REQ'D. ATT. BRKT. & INSULATOR ASSY. TO UNDERBODY	
D	CLAMP ▲	D1AZ-5A231-C

Original equipment and original service muffler, intermediate pipe and outlet pipe are a welded assembly. To service this assembly you must replace it with all three parts (muffler, intermediate pipe and outlet pipe) used together.

ORIGINAL SERVICE SYSTEM (REPLACED BY CONSOLIDATED SYSTEM ABOVE)

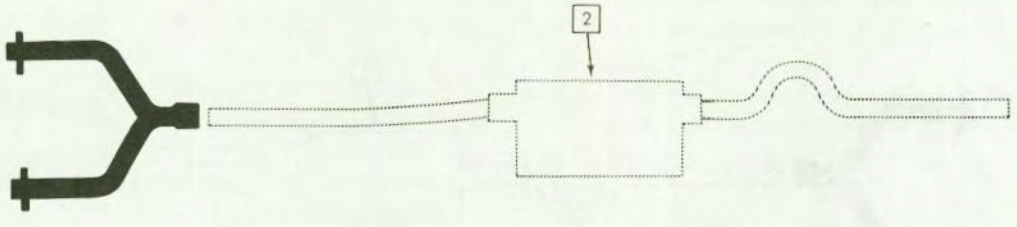

	ITEM	PART NUMBER
2	MUFFLER	★D0OZ-5230-B

E-C-4

▲ Use D1AZ 5A231-C in U.S. only; use C000 5253-E in Canada

HALPERT_AUCTIONS

1970 FAIRLANE/TORINO & (1970 FALCON - FROM 1-2-70)— 8 CYL. 351-2B SEDAN, HARDTOP & CONVERTIBLE

CONSOLIDATED SYSTEM REPLACEMENT (REPLACES ORIGINAL SERVICE SYSTEM BELOW)

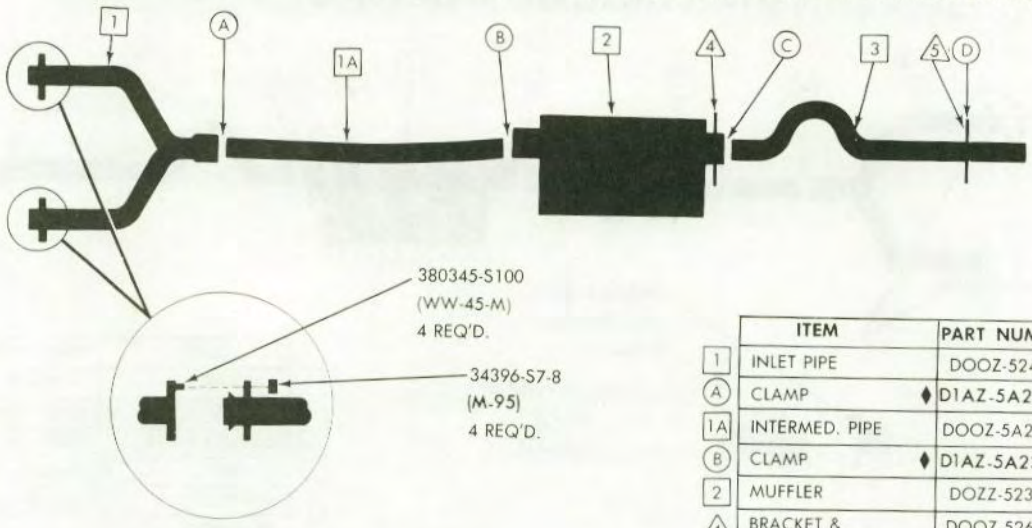

	ITEM	PART NUMBER
1	INLET PIPE	DOOZ-5246-E
A	CLAMP ♦	D1AZ-5A231-A
1A	INTERMED. PIPE	DOOZ-5A212-E
B	CLAMP ♦	D1AZ-5A231-A
2	MUFFLER	DOZZ-5230-R
4	BRACKET & INSULATOR ASSY.	DOOZ-5260-D
	381877-S2 (UU-52-AF) SCREW - HEX HD. 5/16-18 x 3/4 (2) REQ'D. ATT. BRKT. & INSULATOR ASSY. TO MUFFLER ★40980-S2 SCREW-HEX HD. 3/8-16 x 1 (2) REQ'D. ATT. BRKT. & INSULATOR ASSY. TO UNDERBODY	
C	CLAMP ▲	D1AZ-5A231-C
3	OUTLET PIPE	D0OZ-5255-E
5	BRACKET & INSULATOR ASSY.	C8OZ-5260-A
	381877-S2 (UU-52-AF) SCREW - HEX HD. 5/16-18 x 3/4 (2) REQ'D. ATT. BRKT. & INSULATOR ASSY. TO UNDERBODY	
D	CLAMP ▲	D1AZ-5A231-C

Original equipment and original service muffler, intermediate pipe and outlet pipe are a welded assembly. To service this assembly you must replace it with all three parts (muffler, intermediate pipe and outlet pipe) used together.

ORIGINAL SERVICE SYSTEM (REPLACED BY CONSOLIDATED SYSTEM ABOVE)

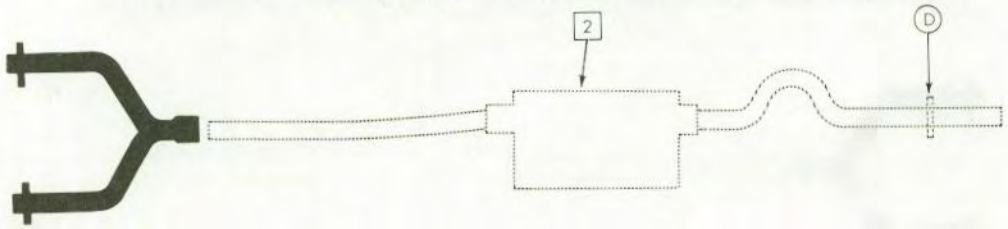

	ITEM	PART NUMBER
2	MUFFLER	★DOOZ-5230-J
D	CLAMP ♦	D1AZ-5A231-A

E-C-5

♦ Use D1AZ 5A231-A in U.S. only; use C000 5253-F in Canada

▲ Use D1AZ 5A231-C in U.S. only; use C000 5253-E in Canada

COPYRIGHT © 1975 — FORD MOTOR COMPANY — DEARBORN, MICHIGAN

HALPERT_AUCTIONS

1970 FAIRLANE/TORINO & (1970 FALCON-FROM 1-2-70)— 8 CYL 351-2B STATION WAGON & RANCHERO

CONSOLIDATED SERVICE REPLACEMENT (REPLACES ORIGINAL SERVICE SYSTEM BELOW)

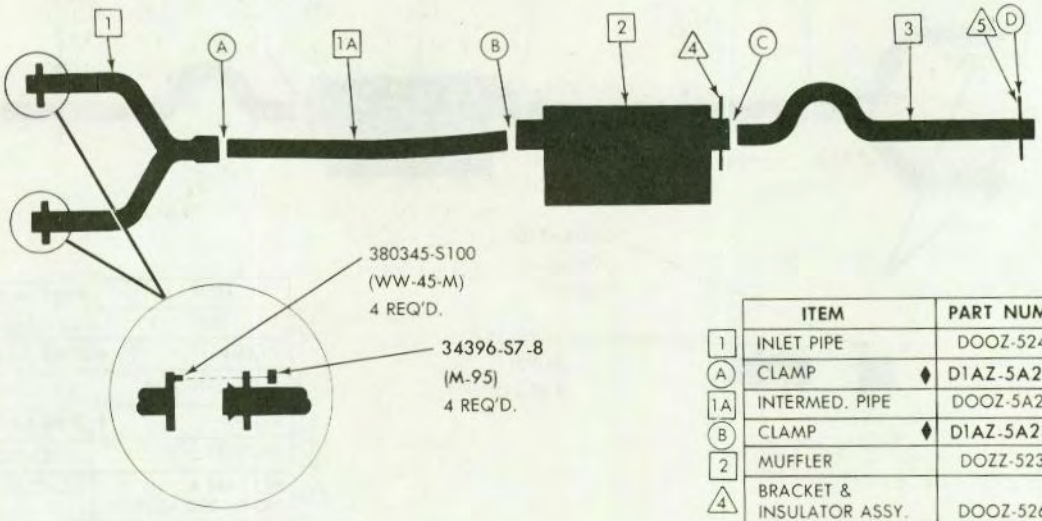

	ITEM	PART NUMBER
1	INLET PIPE	DOOZ-5246-E
A	CLAMP ♦	D1AZ-5A231-A
1A	INTERMED. PIPE	DOOZ-5A212-E
B	CLAMP ♦	D1AZ-5A231-A
2	MUFFLER	DOZZ-5230-R
4	BRACKET & INSULATOR ASSY.	DOOZ-5260-E
	381877-S2 (UU-52-AF) SCREW - HEX HD. 5/16-18 x 3/4 (2) REQ'D. ATT. BRKT. & INSULATOR ASSY. TO MUFFLER ★40980-S2 SCREW-HEX HD. 3/8-16 x 1 (2) REQ'D. ATT. BRKT. & INSULATOR ASSY. TO UNDERBODY	
C	CLAMP ▲	D1AZ-5A231-C
3	OUTLET PIPE	DODZ-5255-A
5	BRACKET & INSULATOR ASSY.	C7OZ-5260-D (STA. WAGON) C7DZ-5260-B (RANCHERO)
	381877-S2 (UU-52-AF) SCREW - HEX HD. 5/16-18 x 3/4 (2) REQ'D. ATT. BRKT. & INSULATOR ASSY. TO UNDERBODY	
D	CLAMP ▲	D1AZ-5A231-C

Original equipment and original service muffler, intermediate pipe and outlet pipe are a welded assembly. To service this assembly you must replace it with all three parts (muffler, intermediate pipe and outlet pipe) used together.

ORIGINAL SERVICE SYSTEM (REPLACED BY CONSOLIDATED SYSTEM ABOVE)

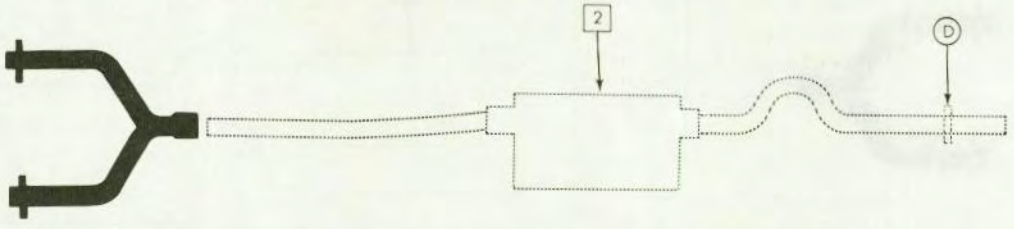

	ITEM	PART NUMBER
2	MUFFLER	★DOOZ-5230-F
D	CLAMP ♦	D1AZ-5A231-A

E-C-6

♦ Use D1AZ 5A231-A in U.S. only; use C000 5253-F in Canada

▲ Use D1AZ 5A231-C in U.S. only; use C000 5253-E in Canada

HALPERT_AUCTIONS

1970 FAIRLANE/TORINO-8 CYL. 351-2B RANCHERO (QUIET DUAL)

CONSOLIDATED SERVICE REPLACEMENT (REPLACES ORIGINAL SERVICE SYSTEM BELOW)

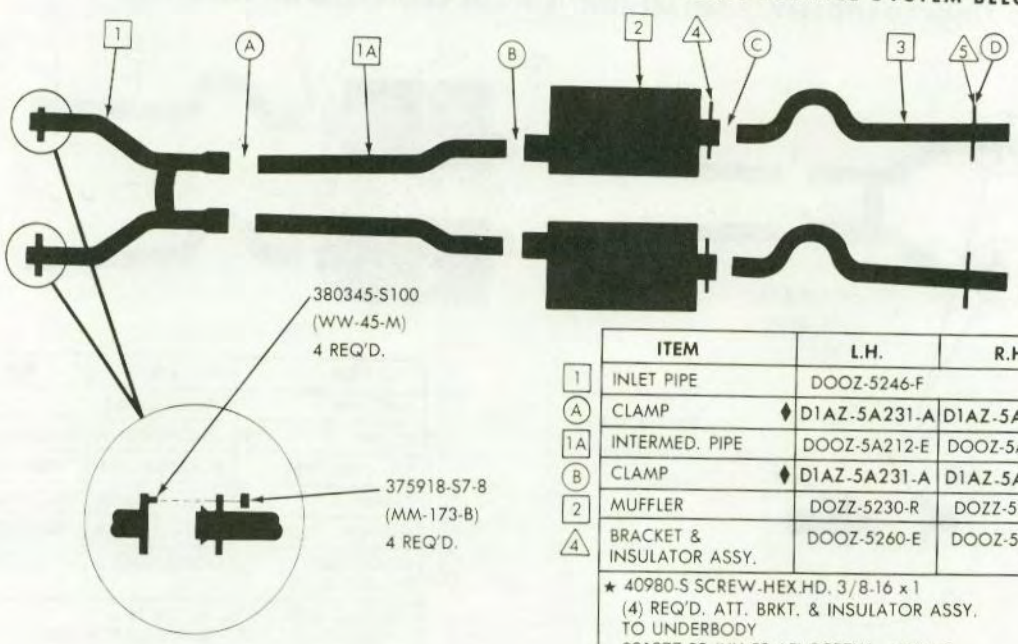

	ITEM	L.H.	R.H.
1	INLET PIPE	D0OZ-5246-F	
A	CLAMP ♦	D1AZ-5A231-A	D1AZ-5A231-A
1A	INTERMED. PIPE	D0OZ-5A212-E	D0OZ-5A212-E
B	CLAMP ♦	D1AZ-5A231-A	D1AZ-5A231-A
2	MUFFLER	D0ZZ-5230-R	D0ZZ-5230-R
4	BRACKET & INSULATOR ASSY.	D0OZ-5260-E	D0OZ-5260-E
	★ 40980-S SCREW-HEX.HD. 3/8-16 x 1 (4) REQ'D. ATT. BRKT. & INSULATOR ASSY. TO UNDERBODY 381877-S2 (UU-52-AF) SCREW - HEX HD. 5/16-18 x 3/4 (4) REQ'D. ATT. BRKT. & INSULATOR ASSY. TO MUFFLER		
C	CLAMP ▲	D1AZ-5A231-C	D1AZ-5A231-C
3	OUTLET PIPE	D0DZ-5255-A	D0OZ-5255-B
5	BRACKET & INSULATOR ASSY.	C7DZ-5260-B	C9OZ-5260-B
	381877-S2 (UU-52-AF) SCREW - HEX HD. 5/16-18 x 3/4 (4) REQ'D. ATT. BRKT. & INSULATOR ASSY. TO SIDE RAIL		
D	CLAMP ▲	D1AZ-5A231-C	D1AZ-5A231-C

Original equipment and original service muffler, intermediate pipe and outlet pipe are a welded assembly. To service this assembly you must replace it with all three parts (muffler, intermediate pipe and outlet pipe) used together.

ORIGINAL SERVICE SYSTEM (REPLACED BY CONSOLIDATED SYSTEM ABOVE)

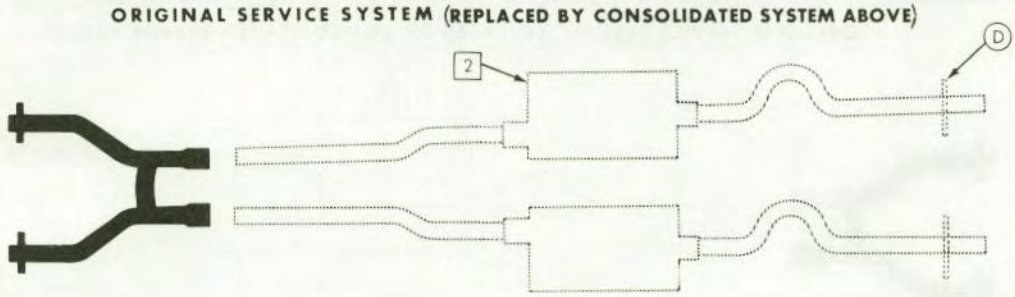

	ITEM	L.H.	R.H.
2	MUFFLER	★D0OZ-5230-Y	★D0OZ-5230-Z
D	CLAMP ♦	D1AZ-5A231-A	D1AZ-5A231-A

E-C-22

♦ Use D1AZ 5A231-A in U.S. only; use C000 5253-F in Canada

▲ Use D1AZ 5A231-C in U.S. only; use C000 5253-E in Canada

COPYRIGHT © 1975 — FORD MOTOR COMPANY — DEARBORN, MICHIGAN

HALPERT_AUCTIONS

1970 FAIRLANE/TORINO—8 CYL. 351-4B
SEDAN, HARDTOP & CONVERTIBLE (QUIET DUAL)

CONSOLIDATED SERVICE REPLACEMENT **(REPLACES ORIGINAL SERVICE SYSTEM BELOW)**

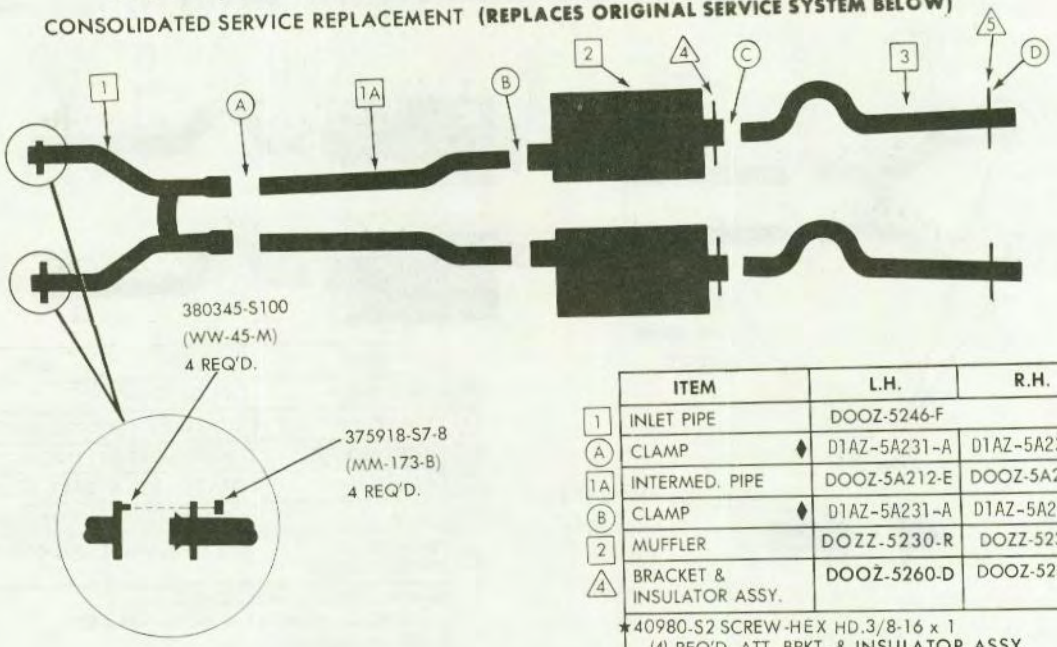

	ITEM	L.H.	R.H.
1	INLET PIPE	D0OZ-5246-F	
A	CLAMP ♦	D1AZ-5A231-A	D1AZ-5A231-A
1A	INTERMED. PIPE	D0OZ-5A212-E	D0OZ-5A212-E
B	CLAMP ♦	D1AZ-5A231-A	D1AZ-5A231-A
2	MUFFLER	D0ZZ-5230-R	D0ZZ-5230-R
4	BRACKET & INSULATOR ASSY.	D0OZ-5260-D	D0OZ-5260-D
	★40980-S2 SCREW-HEX HD.3/8-16 x 1 (4) REQ'D. ATT. BRKT. & INSULATOR ASSY. TO UNDERBODY 381877-S2 (UU-52-AF) SCREW - HEX HD. 5/16-18 x 3/4 (4) REQ'D. ATT. BRKT. & INSULATOR ASSY. TO MUFFLER		
C	CLAMP ▲	D1AZ-5A231-C	D1AZ-5A231-C
3	OUTLET PIPE	D0OZ-5255-E	D0OZ-5255-F
5	BRACKET & INSULATOR ASSY.	C8OZ-5260-A	C8OZ-5260-B
	381877-S2 (UU-52-AF) SCREW - HEX HD. 5/16-18 x 3/4 (4) REQ'D. ATT. BRKT. & INSULATOR TO SIDE RAIL		
D	CLAMP ▲	D1AZ-5A231-C	D1AZ-5A231-C

Original equipment and original service muffler, intermediate pipe and outlet pipe are a welded assembly. To service this assembly you must replace it with all three parts (muffler, intermediate pipe and outlet pipe) used together.

ORIGINAL SERVICE SYSTEM **(REPLACED BY CONSOLIDATED SYSTEM ABOVE)**

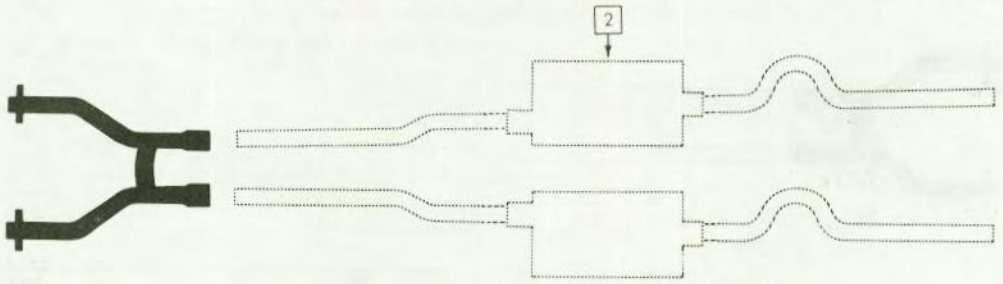

	ITEM	L.H.	R.H.
2	MUFFLER	★D0OZ-5230-H	★D0OZ-5230-D

E-C-24

♦ Use D1AZ 5A231-A in U.S. only; use C000 5253-F in Canada

▲ Use D1AZ 5A231-C in U.S. only; use C000 5253-E in Canada

HALPERT_AUCTIONS

1970 FAIRLANE/TORINO RANCHERO--8 CYL 351-4B, 429-4B & 429-CJ (SPORTY DUAL)

CONSOLIDATED SYSTEM REPLACEMENT (REPLACES ORIGINAL SERVICE SYSTEM BELOW)

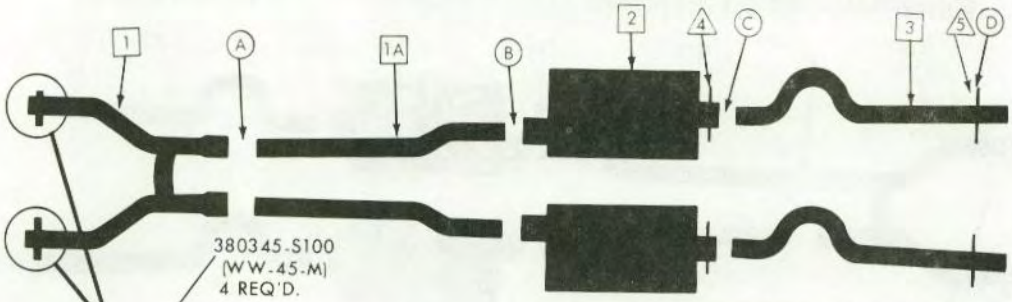

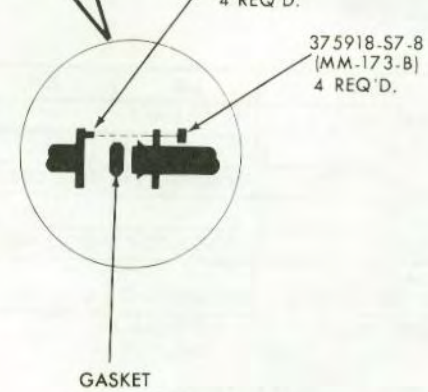

	ITEM	L.H.	R.H.
1	INLET PIPE	D0OZ-5246-F (351-4B) D0OZ-5246-C (429-4B) D0OZ-5246-G (429-CJ)	
A	CLAMP ♦	D1AZ-5A231-A	D1AZ-5A231-A
1A	INTERMED. PIPE	D0OZ-5A212-E	D0OZ-5A212-E
B	CLAMP ♦	D1AZ-5A231-A	D1AZ-5A231-A
2	MUFFLER	D0ZZ-5230-R	D0ZZ-5230-R
4	BRACKET & INSULATOR ASSY.	D0OZ-5260-E	D0OZ-5260-E
	★40980-S2 SCREW-HEX HD. 3/8-16 x 1 (4) REQ'D. ATT. BRKT. & INSULATOR TO U/BODY 381877-S2 (UU-52-AF) SCREW-HEX HD. 5/16-18 x 3/4 (4) REQ'D. ATT. BRKT. & INSULATOR TO MUFFLER		
C	CLAMP ▲	D1AZ-5A231-C	D1AZ-5A231-C
3	OUTLET PIPE	D0DZ-5255-A (28 3/8" LONG)	D0OZ-5255-B
5	BRACKET & INSULATOR ASSY.	C7DZ-5260-B	C9OZ-5260-B
	381877-S2 (UU-52-AF) SCREW-HEX HD. 5/16-18 x 3/4 (4) REQ'D. ATT. BRKT. & INSULATOR ASSY. TO SIDE RAIL		
D	CLAMP ▲	D1AZ-5A231-C	D1AZ-5A231-C

Original equipment and original service muffler, intermediate pipe and outlet pipe are a welded assembly. To service this assembly you must replace it with all three parts (muffler, intermediate pipe and outlet pipe) used together.

ORIGINAL SERVICE SYSTEM (REPLACED BY CONSOLIDATED SYSTEM ABOVE)

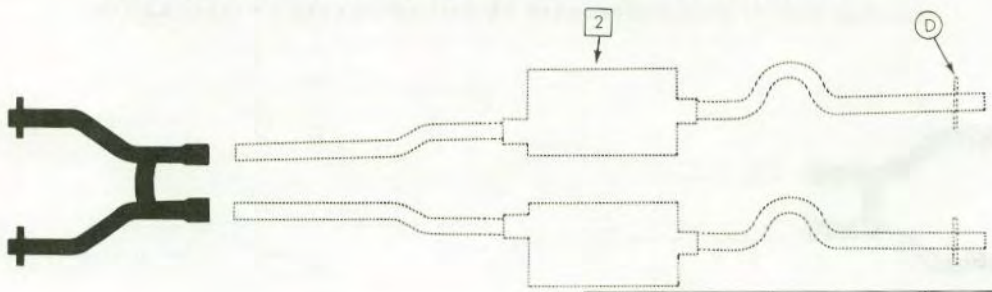

	ITEM	L.H.	R.H.
2	MUFFLER	★D0OZ-5230-Y (2¼" OUTLET DIA.)	★D0OZ-5230-Z
D	CLAMP ♦	D1AZ-5A231-A	D1AZ-5A231-A

E-C-20

♦ Use D1AZ 5A231-A in U.S. only; use C000 5253-F in Canada

▲ Use D1AZ 5A231-C in U.S. only; use C000 5253-E in Canada

COPYRIGHT © 1975 — FORD MOTOR COMPANY — DEARBORN, MICHIGAN

FINAL ISSUE

HALPERT_AUCTIONS

1970 FAIRLANE/TORINO—8 CYL. 351-4B STATION WAGON (QUIET DUAL)

CONSOLIDATED SERVICE REPLACEMENT (REPLACES ORIGINAL SERVICE SYSTEM BELOW)

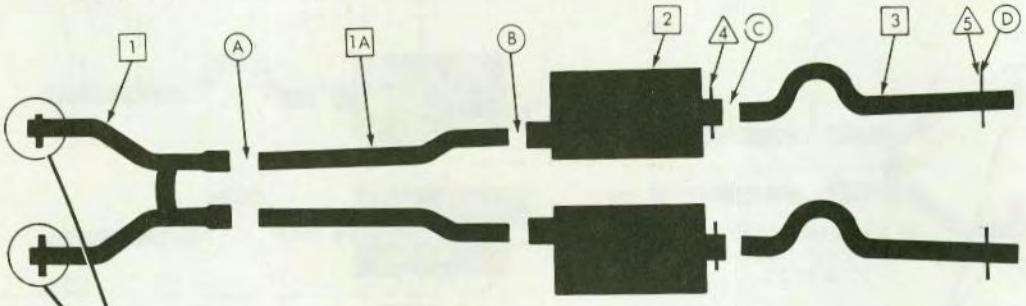

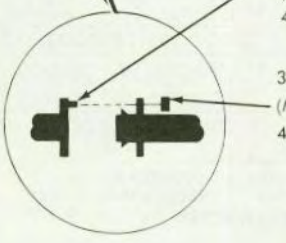

	ITEM	L.H.	R.H.
1	INLET PIPE	D0OZ-5246-F	
A	CLAMP ♦	D1AZ-5A231-A	D1AZ-5A231-A
1A	INTERMED. PIPE	D0OZ-5A212-E	D0OZ-5A212-E
B	CLAMP ♦	D1AZ-5A231-A	D1AZ-5A231-A
2	MUFFLER	D0ZZ-5230-R	D0ZZ-5230-R
4	BRACKET & INSULATOR ASSY.	D0OZ-5260-D	D0OZ-5260-D
	★40980-S2 SCREW-HEX HD. 3/8-16 x 1 (4) REQ'D. ATT. BRKT. & INSULATOR ASSY. TO UNDERBODY 381877-S2 (UU-52-AF) SCREW - HEX HD. 5/16-18 x 3/4 (4) REQ'D. ATT. BRKT. & INSULATOR ASSY. TO MUFFLER		
C	CLAMP ▲	D1AZ-5A231-C	D1AZ-5A231-C
3	OUTLET PIPE	D0DZ-5255-A	D0OZ-5255-B
5	BRACKET & INSULATOR ASSY.	C7OZ-5260-D	D0OZ-5260-A
	381877-S2 (UU-52-AF) SCREW - HEX HD. 5/16-18 x 3/4 (4) REQ'D. ATT. BRKT. & INSULATOR ASSY. TO SIDE RAIL		
D	CLAMP ▲	D1AZ-5A231-C	D1AZ-5A231-C

Original equipment and original service muffler, intermediate pipe and outlet pipe are a welded assembly. To service this assembly you must replace it with all three parts (muffler, intermediate pipe and outlet pipe) used together.

ORIGINAL SERVICE SYSTEM (REPLACED BY CONSOLIDATED SYSTEM ABOVE)

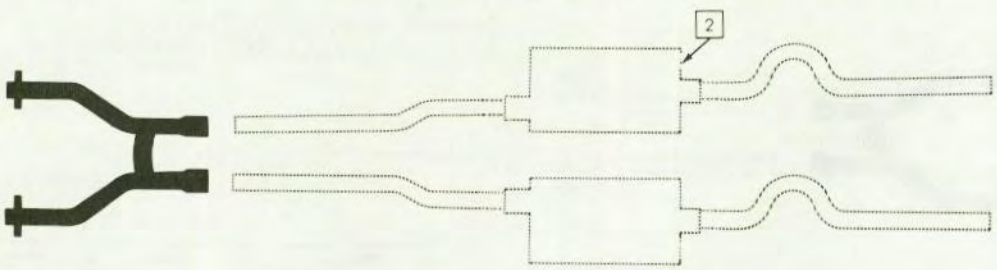

	ITEM	PART NUMBER
2	MUFFLER	★D0OZ-5230-C (R.H.) ★D0OZ-5230-E (L.H.)

E-C-23

♦ Use D1AZ 5A231-A in U.S. only; use C000 5253-F in Canada

▲ Use D1AZ 5A231-C in U.S. only; use C000 5253-E in Canada

HALPERT_AUCTIONS

1970 FAIRLANE/TORINO-8 CYL. 429-4B SEDAN & HARDTOPS (QUIET DUAL)

CONSOLIDATED SERVICE REPLACEMENT (REPLACES ORIGINAL SERVICE SYSTEM BELOW)

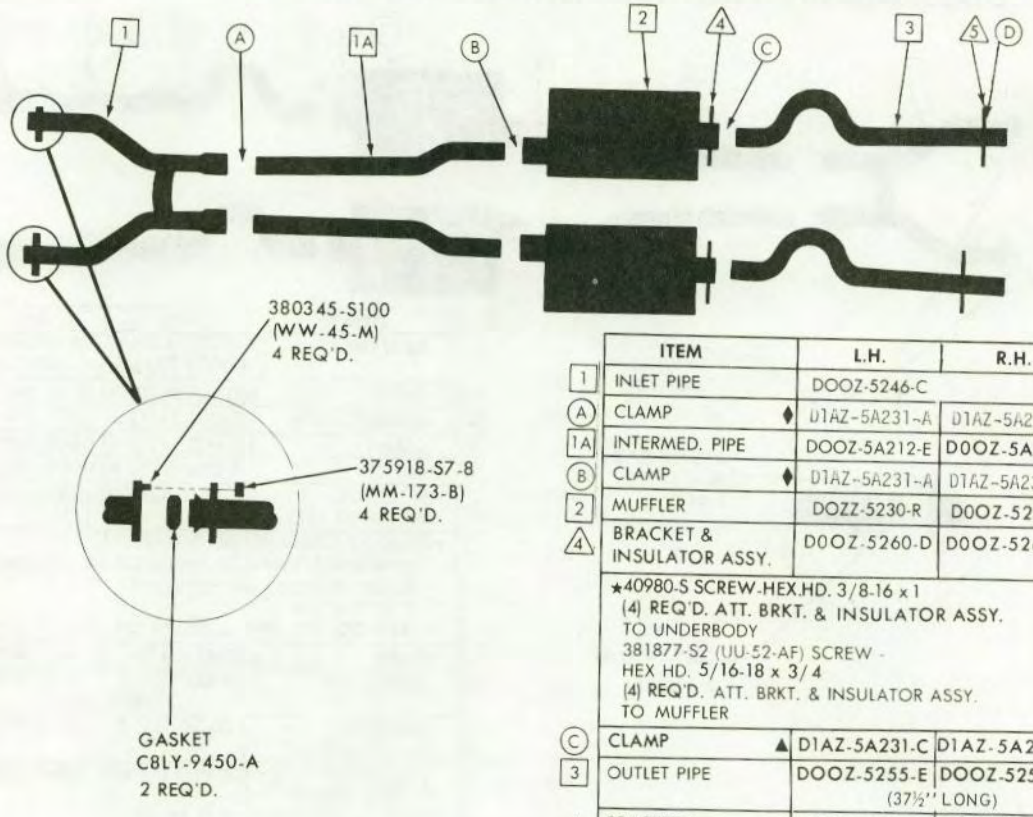

	ITEM	L.H.	R.H.
1	INLET PIPE	D0OZ-5246-C	
A	CLAMP ♦	D1AZ-5A231-A	D1AZ-5A231-A
1A	INTERMED. PIPE	D0OZ-5A212-E	D0OZ-5A212-E
B	CLAMP ♦	D1AZ-5A231-A	D1AZ-5A231-A
2	MUFFLER	D0ZZ-5230-R	D0OZ-5230-R
4	BRACKET & INSULATOR ASSY.	D0OZ-5260-D	D0OZ-5260-D
	★40980-S SCREW-HEX.HD. 3/8-16 x 1 (4) REQ'D. ATT. BRKT. & INSULATOR ASSY. TO UNDERBODY 381877-S2 (UU-52-AF) SCREW - HEX HD. 5/16-18 x 3/4 (4) REQ'D. ATT. BRKT. & INSULATOR ASSY. TO MUFFLER		
C	CLAMP ▲	D1AZ-5A231-C	D1AZ-5A231-C
3	OUTLET PIPE	D0OZ-5255-E (37½" LONG)	D0OZ-5255-F
5	BRACKET & INSULATOR ASSY.	C8OZ-5260-B	C8OZ-5260-A
	381877-S2 (UU-52-AF) SCREW - HEX HD. 5/16-18 x 3/4 (4) REQ'D. ATT. BRKT. & INSULATOR ASSY. TO SIDE RAIL		
D	CLAMP ▲	D1AZ-5A231-C	D1AZ-5A231-C

Original equipment and original service muffler, intermediate pipe and outlet pipe are a welded assembly. To service this assembly you must replace it with all three parts (muffler, intermediate pipe and outlet pipe) used together.

ORIGINAL SERVICE SYSTEM (REPLACED BY CONSOLIDATED SYSTEM ABOVE)

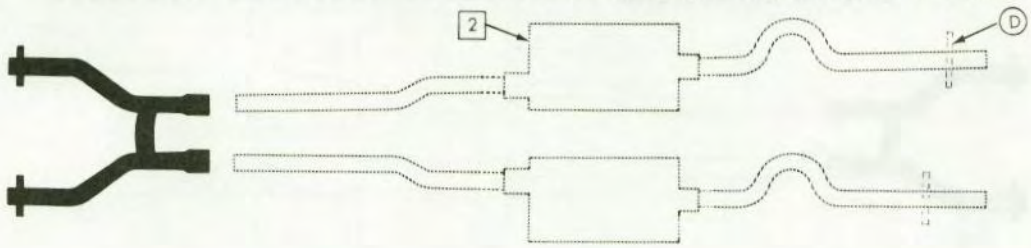

	ITEM	L.H.	R.H.
2	MUFFLER	★D0OZ-5230-H (2" OUTLET DIA.)	★D0OZ-5230-D
D	CLAMP ♦	D1AZ-5A231-A	D1AZ-5A231-A

E-C-21

♦ Use D1AZ 5A231-A in U.S. only; use C000 5253-F in Canada

▲ Use D1AZ 5A231-C in U.S. only; use C000 5253-E in Canada

COPYRIGHT © 1975 — FORD MOTOR COMPANY — DEARBORN, MICHIGAN

FINAL ISSUE

HALPERT_AUCTIONS

1970 FAIRLANE/TORINO—8 CYL. 429-4B & 429-CJ
SEDANS, HARDTOPS, & CONVERTIBLES (SPORTY DUAL)
CONSOLIDATED SERVICE REPLACEMENT (REPLACES ORIGINAL SERVICE SYSTEM BELOW)

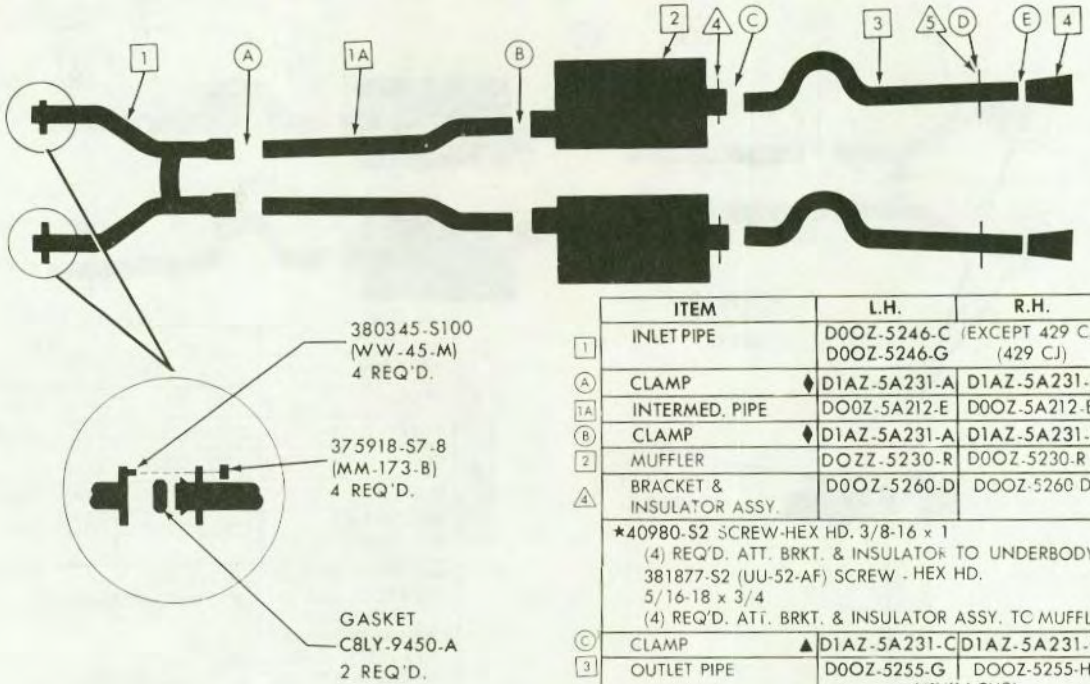

	ITEM	L.H.	R.H.
1	INLET PIPE	D0OZ-5246-C (EXCEPT 429 CJ) D0OZ-5246-G (429 CJ)	
A	CLAMP ♦	D1AZ-5A231-A	D1AZ-5A231-A
1A	INTERMED. PIPE	D0OZ-5A212-E	D0OZ-5A212-E
B	CLAMP ♦	D1AZ-5A231-A	D1AZ-5A231-A
2	MUFFLER	D0ZZ-5230-R	D0OZ-5230-R
4	BRACKET & INSULATOR ASSY.	D0OZ-5260-D	D0OZ-5260 D
	★40980-S2 SCREW-HEX HD. 3/8-16 x 1 (4) REQ'D. ATT. BRKT. & INSULATOR TO UNDERBODY 381877-S2 (UU-52-AF) SCREW - HEX HD. 5/16-18 x 3/4 (4) REQ'D. ATT. BRKT. & INSULATOR ASSY. TO MUFFLER		
C	CLAMP ▲	D1AZ-5A231-C	D1AZ-5A231-C
3	OUTLET PIPE	D0OZ-5255-G	D0OZ-5255-H (49¼" LONG)
5	BRACKET & INSULATOR ASSY.	D0OZ-5230-C	D0OZ-5260-C
	D0OZ-5B236-A ASSY. (2) REQ'D. ATT. (5260) ASSY. TO UNDERBODY 52012-S8 (U-202) SCREW-FLAT HD. #8 x 1/2 LG - ATT. (5B236) ASSY. TO REAR FLOOR 33770-S4 (M-89-K) NUT-HEX 5/16 x 18 (4) REQ'D. ATT. (5B236) ASSY. TO (5260) ASSY. (M-89-K)		
D	CLAMP ▲	D1AZ-5A231-C	D1AZ-5A231-C
E	CLAMP ♦	D1AZ-5A231-A	D1AZ-5A231-A
4	EXTENSION (RAM AIR)	D0OZ-5255-A	D0OZ-5255-A

Original equipment and original service muffler, intermediate pipe and outlet pipe are a welded assembly. To service this assembly you must replace it with all three parts (muffler, intermediate pipe and outlet pipe) used together.

ORIGINAL SERVICE SYSTEM (REPLACED BY CONSOLIDATED SYSTEM ABOVE)

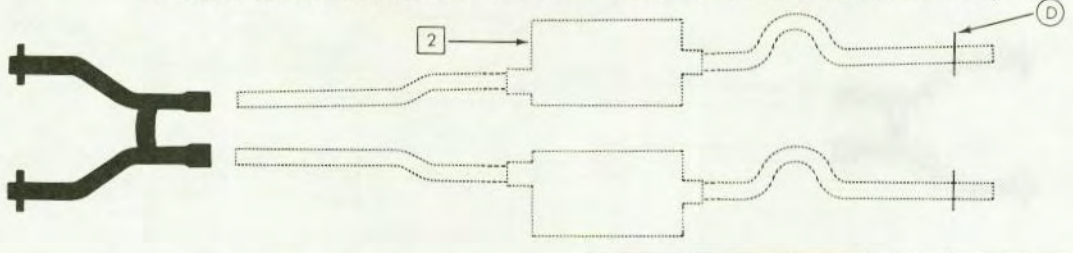

	ITEM	L.H.	R.H.
2	MUFFLER	★D0OZ-5230-N (#D0OA-5232-N) ★D0OZ-5230-U (#D0OA-5232-T) (2¼" OUTLET DIA.)	★D0OZ-5230-K (#D0OA-5230-AC) ★D0OZ-5230-V (#D0OA-5230-AE)
D	CLAMP ♦	D1AZ-5A231-A	D1AZ-5A231-A

STAMPED IDENTIFICATION

E-C-25

♦ Use D1AZ 5A231-A in U.S. only; use C000 5253-F in Canada

▲ Use D1AZ 5A231-C in U.S. only; use C000 5253-E in Canada

HALPERT_AUCTIONS

1970 FAIRLANE/TORINO—8 CYL. 429-4B STATION WAGON & RANCHERO (QUIET DUAL)

CONSOLIDATED SYSTEM REPLACEMENT (REPLACES ORIGINAL SERVICE SYSTEM BELOW)

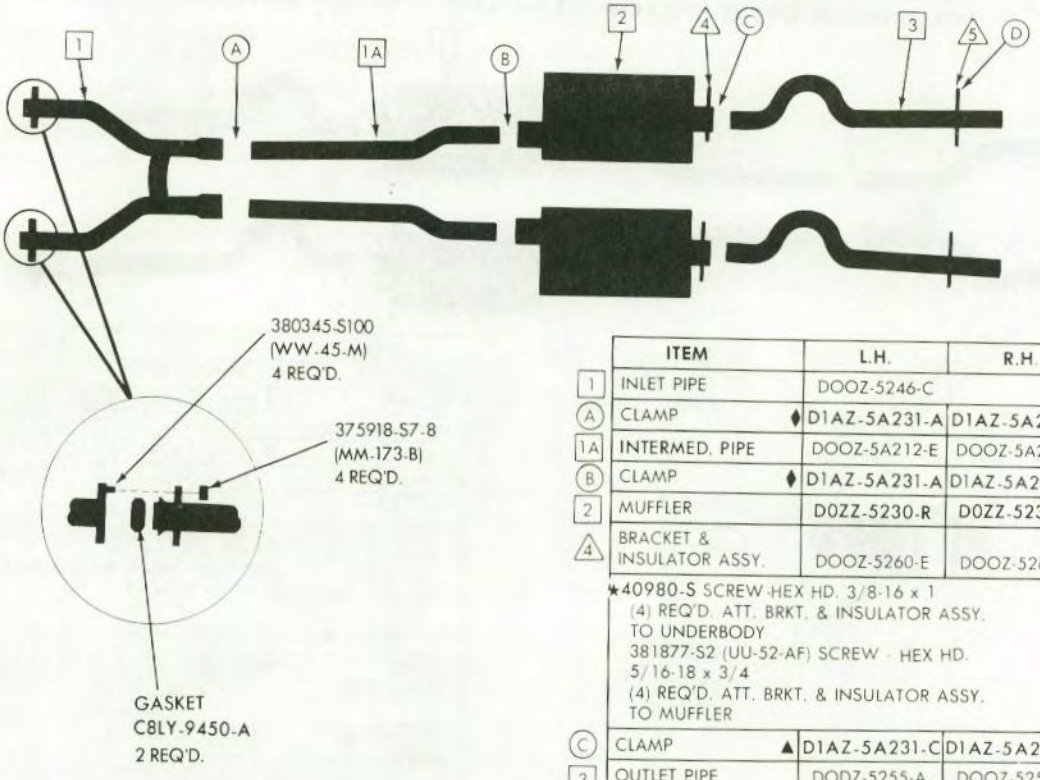

	ITEM	L.H.	R.H.
1	INLET PIPE	D0OZ-5246-C	
A	CLAMP ♦	D1AZ-5A231-A	D1AZ-5A231-A
1A	INTERMED. PIPE	D0OZ-5A212-E	D0OZ-5A212-E
B	CLAMP ♦	D1AZ-5A231-A	D1AZ-5A231-A
2	MUFFLER	D0ZZ-5230-R	D0ZZ-5230-R
4	BRACKET & INSULATOR ASSY.	D0OZ-5260-E	D0OZ-5260-E
	★40980-S SCREW-HEX HD. 3/8-16 x 1 (4) REQ'D. ATT. BRKT. & INSULATOR ASSY. TO UNDERBODY 381877-S2 (UU-52-AF) SCREW - HEX HD. 5/16-18 x 3/4 (4) REQ'D. ATT. BRKT. & INSULATOR ASSY. TO MUFFLER		
C	CLAMP ▲	D1AZ-5A231-C	D1AZ-5A231-C
3	OUTLET PIPE	D0DZ-5255-A	D0OZ-5255-B (28 3/8" LONG)
5	BRACKET & INSULATOR ASSY.	C7OZ-5260-D	D0OZ-5260-A
	381877-S2 (UU-52-AF) SCREW - HEX HD. 5/16-18 x 3/4 (4) REQ'D. ATT. BRKT. & INSULATOR ASSY. TO SIDE RAIL		
D	CLAMP ▲	D1AZ-5A231-C	D1AZ-5A231-C

Original equipment and original service muffler, intermediate pipe and outlet pipe are a welded assembly. To service this assembly you must replace it with all three parts (muffler, intermediate pipe and outlet pipe) used together.

ORIGINAL SERVICE SYSTEM (REPLACED BY CONSOLIDATED SYSTEM ABOVE)

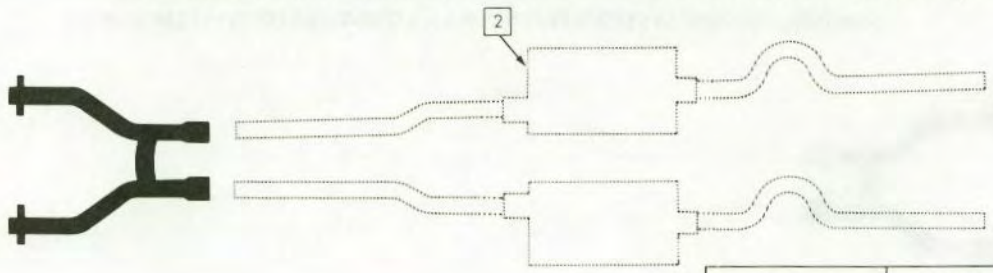

ITEM	PART NUMBER
2 MUFFLER	★D0OZ-5230-C (R.H.) ★D0OZ-5230-E (L.H.) (2" OUTLET DIA.)

E-C-18

♦ Use D1AZ 5A231-A in U.S. only; use C000 5253-F in Canada

▲ Use D1AZ 5A231-C in U.S. only; use C000 5253-E in Canada

COPYRIGHT © 1975 — FORD MOTOR COMPANY — DEARBORN, MICHIGAN

HALPERT_AUCTIONS

1970 FAIRLANE/TORINO—8 CYL. 429-SCJ
SEDAN, HARDTOP & CONVERTIBLE (SPORTY DUAL)
CONSOLIDATED SERVICE REPLACEMENT (REPLACES ORIGINAL SERVICE SYSTEM BELOW)

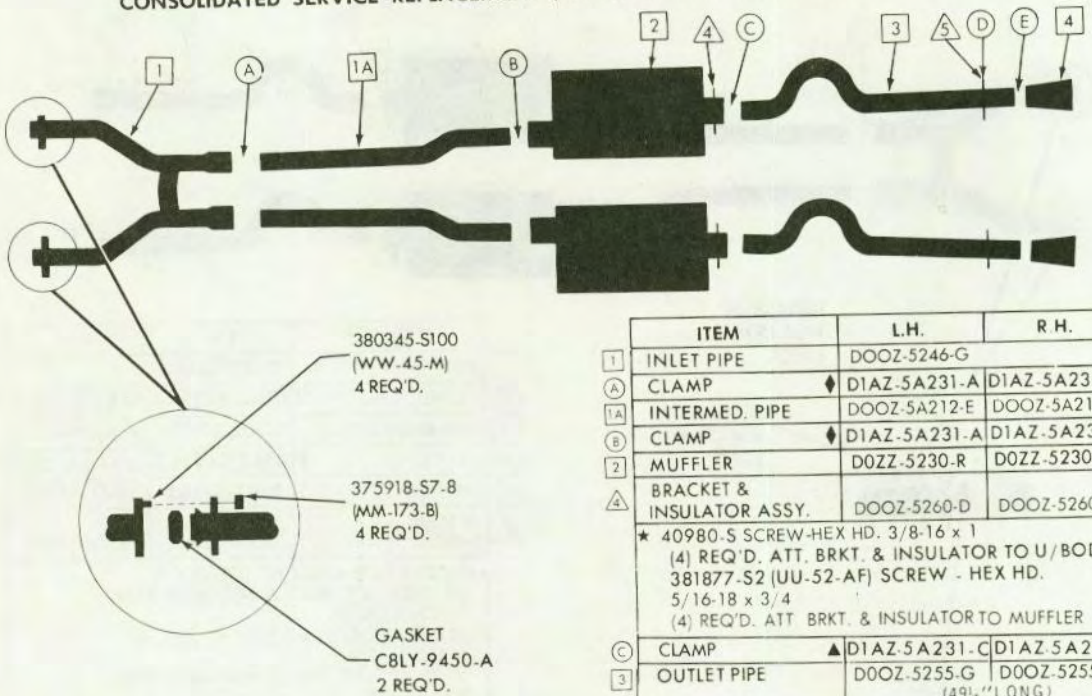

	ITEM	L.H.	R.H.
1	INLET PIPE	D0OZ-5246-G	
A	CLAMP ♦	D1AZ-5A231-A	D1AZ-5A231-A
1A	INTERMED. PIPE	D0OZ-5A212-E	D0OZ-5A212-E
B	CLAMP ♦	D1AZ-5A231-A	D1AZ-5A231-A
2	MUFFLER	D0ZZ-5230-R	D0ZZ-5230-R
4	BRACKET & INSULATOR ASSY.	D0OZ-5260-D	D0OZ-5260-D
	★ 40980-S SCREW-HEX HD. 3/8-16 x 1 (4) REQ'D. ATT. BRKT. & INSULATOR TO U/BODY 381877-S2 (UU-52-AF) SCREW - HEX HD. 5/16-18 x 3/4 (4) REQ'D. ATT. BRKT. & INSULATOR TO MUFFLER		
C	CLAMP ▲	D1AZ-5A231-C	D1AZ-5A231-C
3	OUTLET PIPE	D0OZ-5255-G	D0OZ-5255-H (49¼" LONG)
5	BRACKET & INSULATOR ASSY.	D0OZ-5260-C	D0OZ-5260-C
	D0OZ-5B236-A ASSY. (2) REQ'D. ATT. (5260) ASSY. TO UNDERBODY 52012-S8 (U-202) SCREW-FLAT HD. #8 x 1/2 LG - ATT. (5B236) ASSY. TO REAR FLOOR 33770-S4 (M-89-K) NUT-HEX 5/16-18 (4) REQ'D. ATT. (5B236) ASSY. TO (5260) ASSY.		
D	CLAMP	D1AZ-5A231-C	D1AZ-5A231-C
E	CLAMP ♦	D1AZ-5A231-A	D1AZ-5A231-A
4	EXTENSION (RAM AIR)	D0OZ-5255-A	D0OZ-5255-A

Original equipment and original service muffler, intermediate pipe and outlet pipe are a welded assembly. To service this assembly you must replace it with all three parts (muffler, intermediate pipe and outlet pipe) used together.

ORIGINAL SERVICE SYSTEM (REPLACED BY CONSOLIDATED SYSTEM ABOVE)

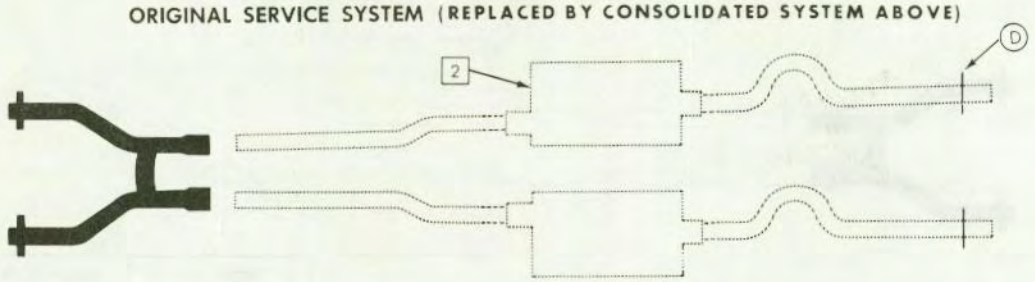

	ITEM	L.H.	R.H.
2	MUFFLER	★D0OZ-5230-AB (2¼" OUTLET DIA.)	★D0OZ-5230-AA (2¼" OUTLET DIA.)
D	CLAMP ♦	D1AZ-5A231-A	D1AZ-5A231-A

♦ Use D1AZ 5A231-A in U.S. only; use C000 5253-F in Canada

▲ Use D1AZ 5A231-C in U.S. only; use C000 5253-E in Canada

HALPERT_AUCTIONS

1970 FAIRLANE/TORINO—8 CYL. 429-SCJ RANCHERO (SPORTY DUAL)

CONSOLIDATED SYSTEM REPLACEMENT REPLACES ORIGINAL SERVICE SYSTEM BELOW)

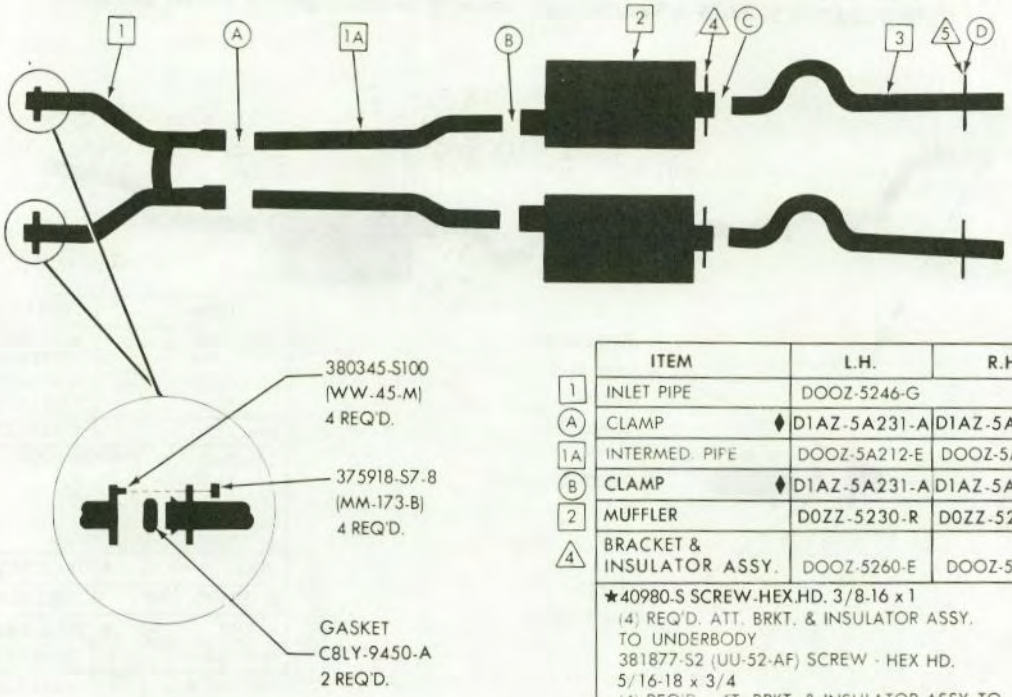

	ITEM	L.H.	R.H.
1	INLET PIPE	D0OZ-5246-G	
A	CLAMP ♦	D1AZ-5A231-A	D1AZ-5A231-A
1A	INTERMED. PIPE	D0OZ-5A212-E	D0OZ-5A212-E
B	CLAMP ♦	D1AZ-5A231-A	D1AZ-5A231-A
2	MUFFLER	D0ZZ-5230-R	D0ZZ-5230-R
4	BRACKET & INSULATOR ASSY.	D0OZ-5260-E	D0OZ-5260-E
	★40980-S SCREW-HEX HD. 3/8-16 x 1 (4) REQ'D. ATT. BRKT. & INSULATOR ASSY. TO UNDERBODY 381877-S2 (UU-52-AF) SCREW - HEX HD. 5/16-18 x 3/4 (4) REQ'D. ATT. BRKT. & INSULATOR ASSY. TO MUFFLER		
C	CLAMP ▲	D1AZ-5A231-C	D1AZ-5A231-C
3	OUTLET PIPE	D0DZ-5255-A	D0OZ-5255-B (28 3/8" LONG)
5	BRACKET & INSULATOR ASSY.	C7DZ-5260-B	C9OZ-5260-B
	381877-S2 (UU-52-AF) SCREW - HEX HD. 5/16-18 x 3/4 (4) REQ'D. ATT. BRKT. & INSULATOR ASSY. TO SIDE RAIL		
D	CLAMP ▲	D1AZ-5A231-C	D1AZ-5A231-C

Original equipment and original service muffler, intermediate pipe and outlet pipe are a welded assembly. To service this assembly you must replace it with all three parts (muffler, intermediate pipe and outlet pipe) used together.

ORIGINAL SERVICE SYSTEM (REPLACED BY CONSOLIDATED SYSTEM ABOVE)

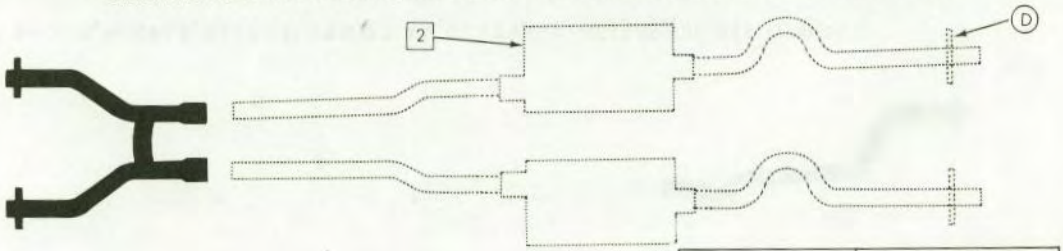

	ITEM	PART NUMBER
2	MUFFLER	★D0OZ-5230-AC (R.H.) ★D0OZ-5230-AD (L.H.) (2¼" OUTLET DIA.)
D	CLAMP ♦	D1AZ-5A231-A

E-C-19

♦ Use D1AZ 5A231-A in U.S. only; use C000 5253-F in Canada

▲ Use D1AZ 5A231-C in U.S. only; use C000 5253-E in Canada

COPYRIGHT © 1975 — FORD MOTOR COMPANY — DEARBORN, MICHIGAN

HALPERT_AUCTIONS

1970 MUSTANG-6 CYL. 200-1B & 250-1B

CONSOLIDATED SERVICE REPLACEMENT (REPLACES ORIGINAL SERVICE SYSTEM BELOW)

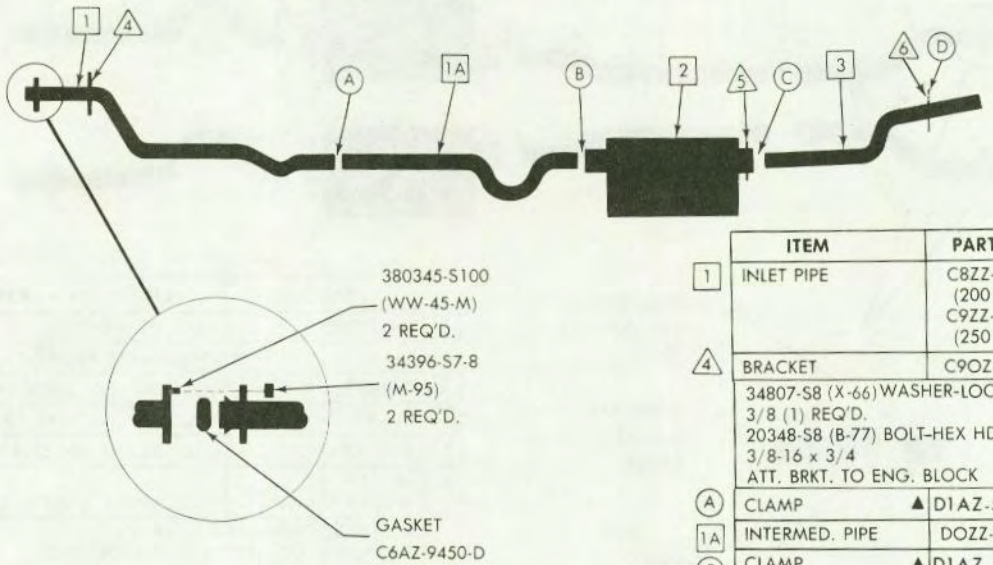

	ITEM	PART NO.
1	INLET PIPE	C8ZZ-5246-B (200 ENG.) C9ZZ-5246-C (250 ENG.)
4	BRACKET	C9OZ-5277-A
	34807-S8 (X-66) WASHER-LOCK 3/8 (1) REQ'D. 20348-S8 (B-77) BOLT-HEX HD. 3/8-16 x 3/4 ATT. BRKT. TO ENG. BLOCK	
A	CLAMP ▲	D1AZ-5A231-C
1A	INTERMED. PIPE	DOZZ-5A212-D
B	CLAMP ▲	D1AZ-5A231-C
2	MUFFLER	DOZZ-5230-N
5	BRACKET & INSULATOR ASSY.	C9ZZ-5260-B
	381877-S2 (UU-52-AF) SCREW - HEX HD. 5/16-18 x 3/4 (4) REQ'D. ATT. BRKT. TO MUFFLER & BODY	
C	CLAMP ▲	D1AZ-5A231-C
3	OUTLET PIPE	DOZZ-5255-E
6	BRACKET & INSULATOR ASSY.	C8ZZ-5260-B
	381877-S2 (UU-52-AF) SCREW - HEX HD. 5/16-18 x 3/4 (2) REQ'D. ATT. BRKT. TO BODY	
D	CLAMP ▲	D1AZ-5A231-C

Original equipment and original service muffler, intermediate pipe and outlet pipe are a welded assembly. To service this assembly you must replace it with all three parts (muffler, intermediate pipe and outlet pipe) used together.

ORIGINAL SERVICE SYSTEM (REPLACED BY CONSOLIDATED SYSTEM ABOVE)

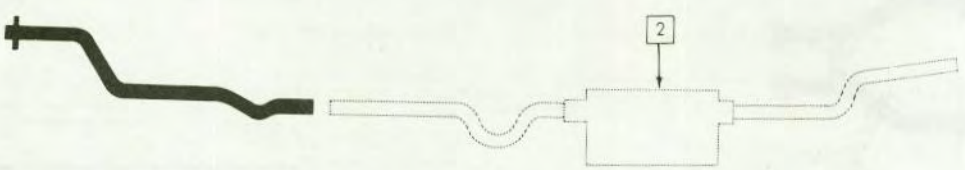

	ITEM	PART NO.
2	MUFFLER	★DOZZ-5230-L

E-A-11

▲ Use D1AZ 5A231-C in U.S. only; use C000 5253-E in Canada

HALPERT_AUCTIONS

1970 MUSTANG - 8CYL. 302-2B

CONSOLIDATED SERVICE REPLACEMENT (REPLACES ORIGINAL SERVICE SYSTEM BELOW)

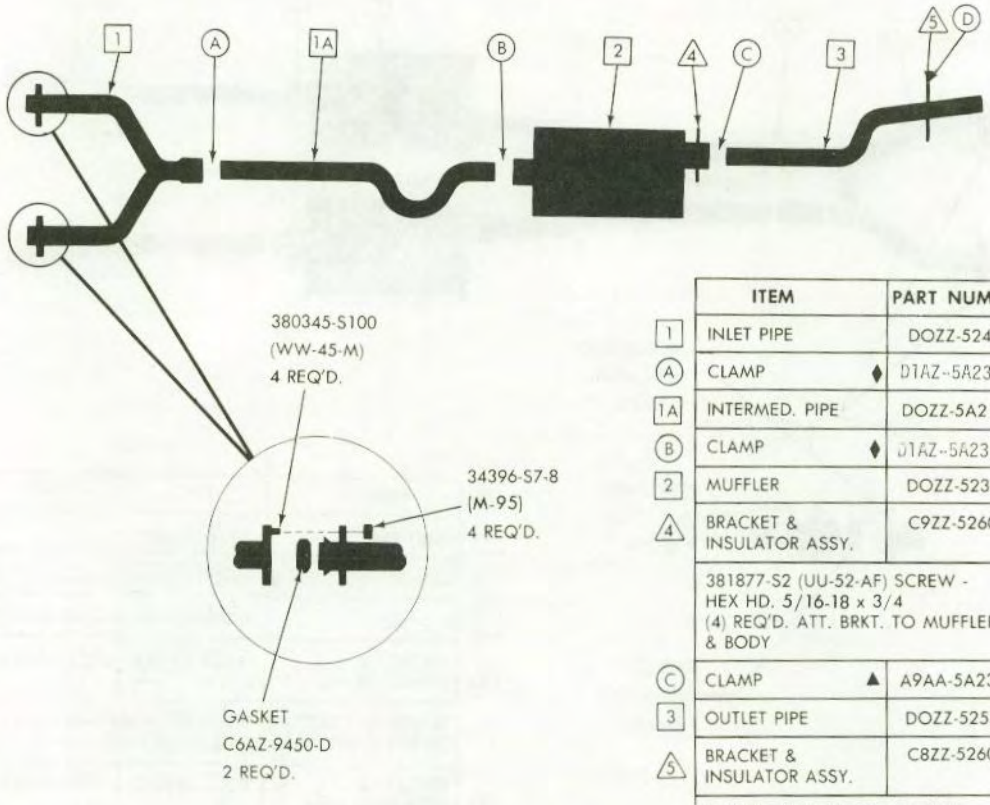

	ITEM	PART NUMBER
1	INLET PIPE	DOZZ-5246-B
A	CLAMP ♦	D1AZ-5A231-A
1A	INTERMED. PIPE	DOZZ-5A212-E
B	CLAMP ♦	D1AZ-5A231-A
2	MUFFLER	DOZZ-5230-R
4	BRACKET & INSULATOR ASSY.	C9ZZ-5260-B
	381877-S2 (UU-52-AF) SCREW - HEX HD. 5/16-18 x 3/4 (4) REQ'D. ATT. BRKT. TO MUFFLER & BODY	
C	CLAMP ▲	A9AA-5A231-B
3	OUTLET PIPE	DOZZ-5255-E
5	BRACKET & INSULATOR ASSY.	C8ZZ-5260-B
	381877-S2 (UU-52-AF) SCREW - HEX HD. 5/16-18 x 3/4 (2) REQ'D. ATT. BRKT. TO BODY	
D	CLAMP ▲	A9AA-5A231-B

Original equipment and original service muffler, intermediate pipe and outlet pipe are a welded assembly. To service this assembly you must replace it with all three parts (muffler, intermediate pipe and outlet pipe) used together.

ORIGINAL SERVICE SYSTEM (REPLACED BY CONSOLIDATED SYSTEM ABOVE)

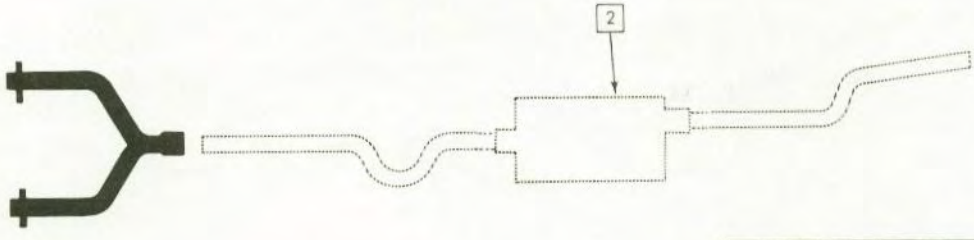

	ITEM	PART NUMBER
2	MUFFLER	★DOZZ-5230-K

E-A-4

♦ Use D1AZ 5A231-A in U.S. only; use C000 5253-F in Canada

▲ Use A9AA 5A231-B in U.S. only; use C000 5253-E in Canada

May, 1975

COPYRIGHT © 1975 — FORD MOTOR COMPANY — DEARBORN, MICHIGAN

FINAL ISSUE

HALPERT_AUCTIONS

1970 MUSTANG—8 CYL. BOSS 302-4B

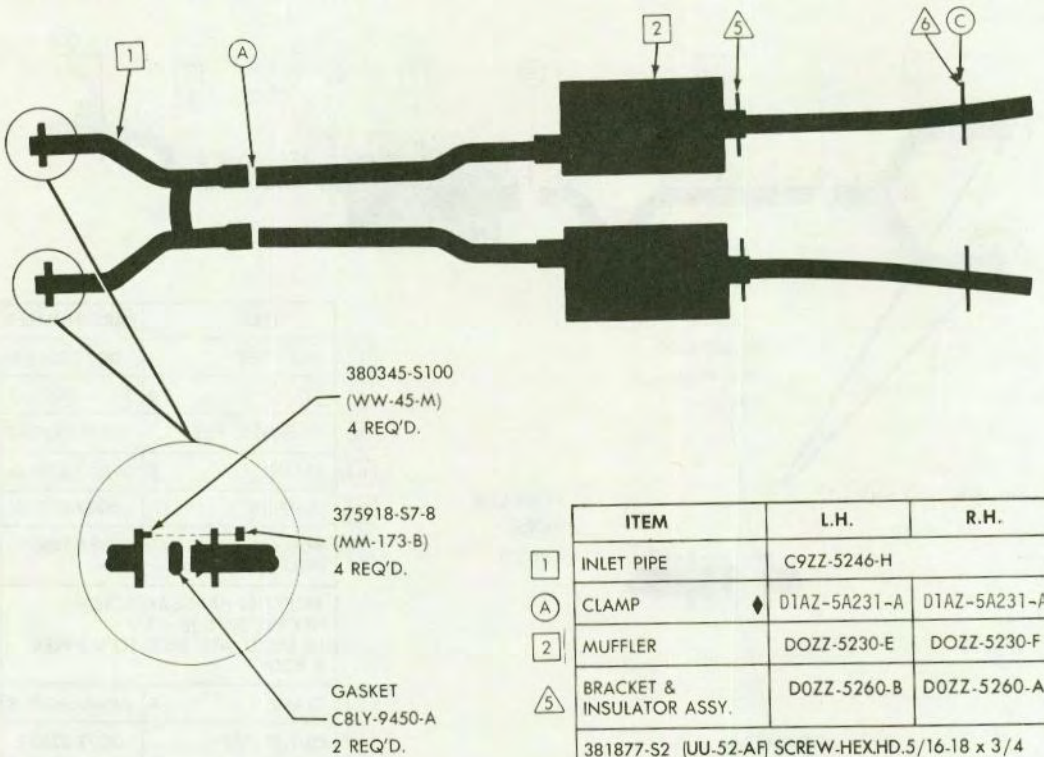

	ITEM	L.H.	R.H.
1	INLET PIPE	C9ZZ-5246-H	
A	CLAMP ♦	D1AZ-5A231-A	D1AZ-5A231-A
2	MUFFLER	D0ZZ-5230-E	D0ZZ-5230-F
5	BRACKET & INSULATOR ASSY.	D0ZZ-5260-B	D0ZZ-5260-A
	381877-S2 (UU-52-AF) SCREW-HEX.HD.5/16-18 x 3/4 (8) REQ'D. ATT. BRKT. TO MUFFLER & FLOOR PAN		
6	BRACKET & INSULATOR ASSY.	D0ZZ-5260-C	C8ZZ-5260-B
	381877-S2 (UU-52-AF) SCREW-HEX.HD.5/16-18 x 3/4 (4) REQ'D. ATT. BRKT. TO SIDE RAIL		
C	CLAMP ♦	D1AZ-5A231-A	D1AZ-5A231-A

♦ Use D1AZ 5A231-A in U.S. only; use C000 5253-F in Canada

HALPERT_AUCTIONS

1970 MUSTANG—8 CYL. 351-2B ("C" ENGINE)

CONSOLIDATED SERVICE REPLACEMENT (REPLACES ORIGINAL SERVICE SYSTEM BELOW)

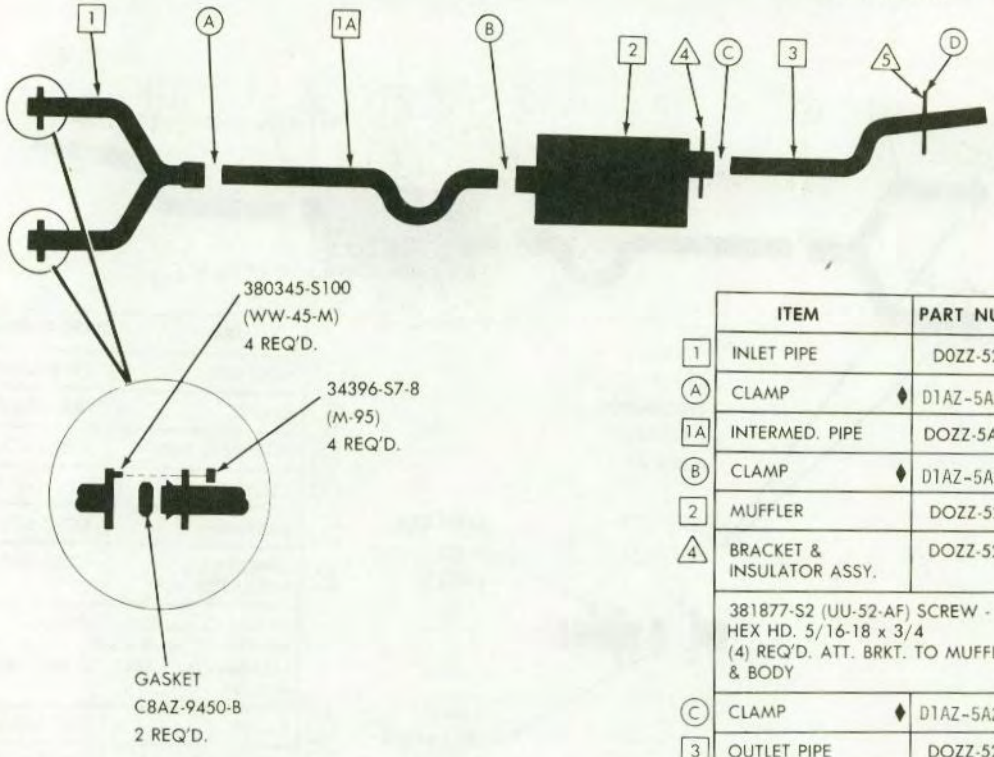

	ITEM	PART NUMBER
1	INLET PIPE	D0ZZ-5246-C
A	CLAMP ♦	D1AZ-5A231-A
1A	INTERMED. PIPE	DOZZ-5A212-H
B	CLAMP ♦	D1AZ-5A231-A
2	MUFFLER	DOZZ-5230-R
4	BRACKET & INSULATOR ASSY.	DOZZ-5260-A
	381877-S2 (UU-52-AF) SCREW - HEX HD. 5/16-18 x 3/4 (4) REQ'D. ATT. BRKT. TO MUFFLER & BODY	
C	CLAMP ♦	D1AZ-5A231-A
3	OUTLET PIPE	DOZZ-5255-E
5	BRACKET & INSULATOR ASSY.	C8ZZ-5260-B
	381877-S2 (UU-52-AF) SCREW - HEX HD. 5/16-18 x 3/4 (2) REQ'D. ATT. BRKT. TO BODY	
D	CLAMP ♦	D1AZ-5A231-A

Original equipment and original service muffler, intermediate pipe and outlet pipe are a welded assembly. To service this assembly you must replace it with all three parts (muffler, intermediate pipe and outlet pipe) used together.

ORIGINAL SERVICE SYSTEM (REPLACED BY CONSOLIDATED SYSTEM ABOVE)

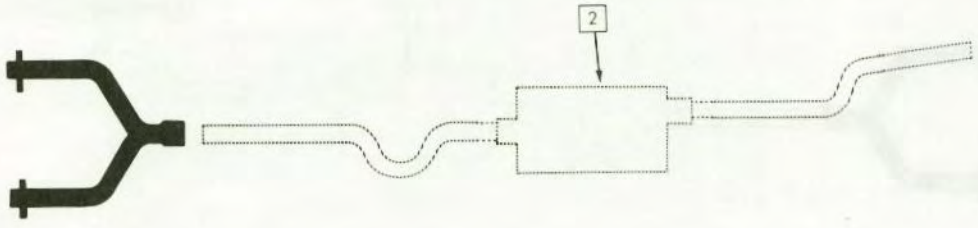

	ITEM	PART NUMBER
2	MUFFLER	★DOZZ-5230-A

E-A-2

♦ Use D1AZ 5A231-A in U.S. only; use C000 5253-F in Canada

COPYRIGHT © 1975 — FORD MOTOR COMPANY — DEARBORN, MICHIGAN

HALPERT_AUCTIONS

1970 MUSTANG—8 CYL. 351-2B ("W" ENGINE)

CONSOLIDATED SERVICE REPLACEMENT REPLACES ORIGINAL SERVICE SYSTEM BELOW)

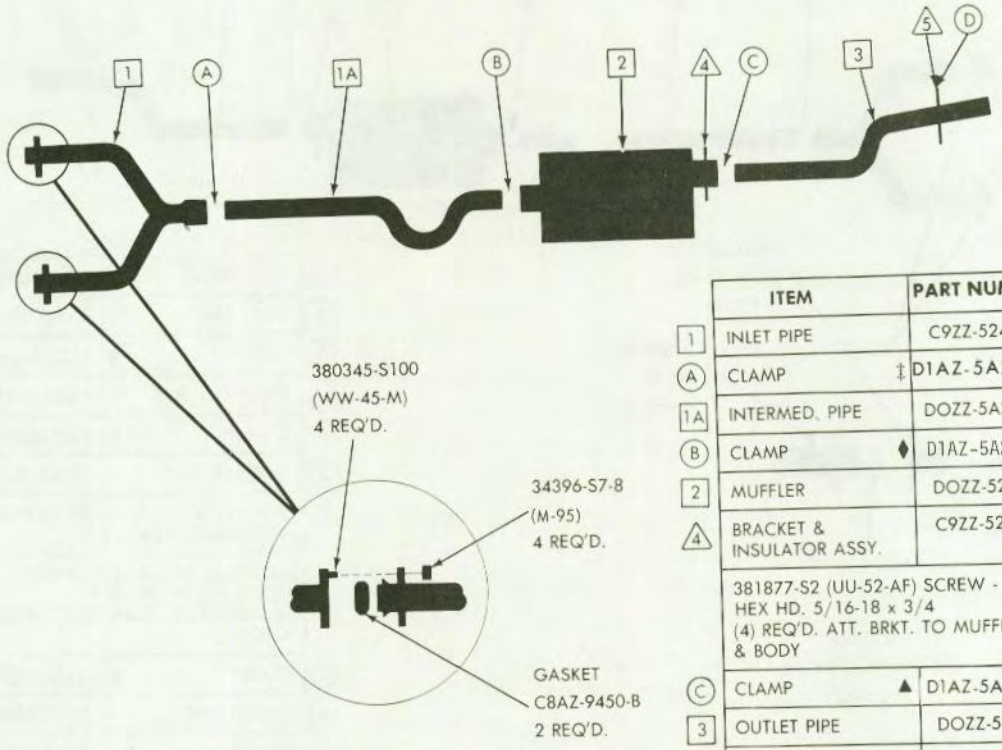

	ITEM	PART NUMBER
1	INLET PIPE	C9ZZ-5246-G
A	CLAMP ‡	D1AZ-5A231-D
1A	INTERMED. PIPE	D0ZZ-5A212-C
B	CLAMP ♦	D1AZ-5A231-A
2	MUFFLER	D0ZZ-5230-R
4	BRACKET & INSULATOR ASSY.	C9ZZ-5260-A
	381877-S2 (UU-52-AF) SCREW - HEX HD. 5/16-18 x 3/4 (4) REQ'D. ATT. BRKT. TO MUFFLER & BODY	
C	CLAMP ▲	D1AZ-5A231-C
3	OUTLET PIPE	D0ZZ-5255-E
5	BRACKET & INSULATOR ASSY.	C8ZZ-5260-B
	381877-S2 (UU-52-AF) SCREW - HEX HD. 5/16-18 x 3/4 (2) REQ'D. ATT. BRKT. TO BODY	
D	CLAMP ▲	D1AZ-5A231-C

Original equipment and original service muffler, intermediate pipe and outlet pipe are a welded assembly. To service this assembly you must replace it with all three parts (muffler, intermediate pipe and outlet pipe) used together.

ORIGINAL SERVICE SYSTEM (REPLACED BY CONSOLIDATED SYSTEM ABOVE)

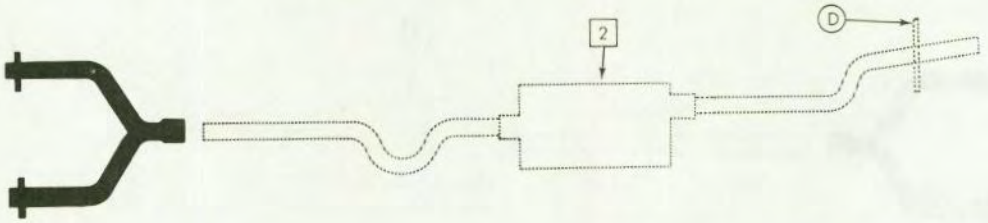

	ITEM	PART NUMBER
2	MUFFLER	★C9ZZ-5230-A
D	CLAMP ♦	D1AZ-5A231-A

E-A-3

‡ Use D1AZ 5A231-D in U.S. only; use C000 5253-G in Canada
♦ Use D1AZ 5A231-A in U.S. only; use C000 5253-F in Canada
▲ Use D1AZ 5A231-C in U.S. only; use C000 5253-E in Canada

HALPERT_AUCTIONS

1970 MUSTANG--8 CYL. 351-4B STD. & GT
(EXCEPT SHELBY GT-350)

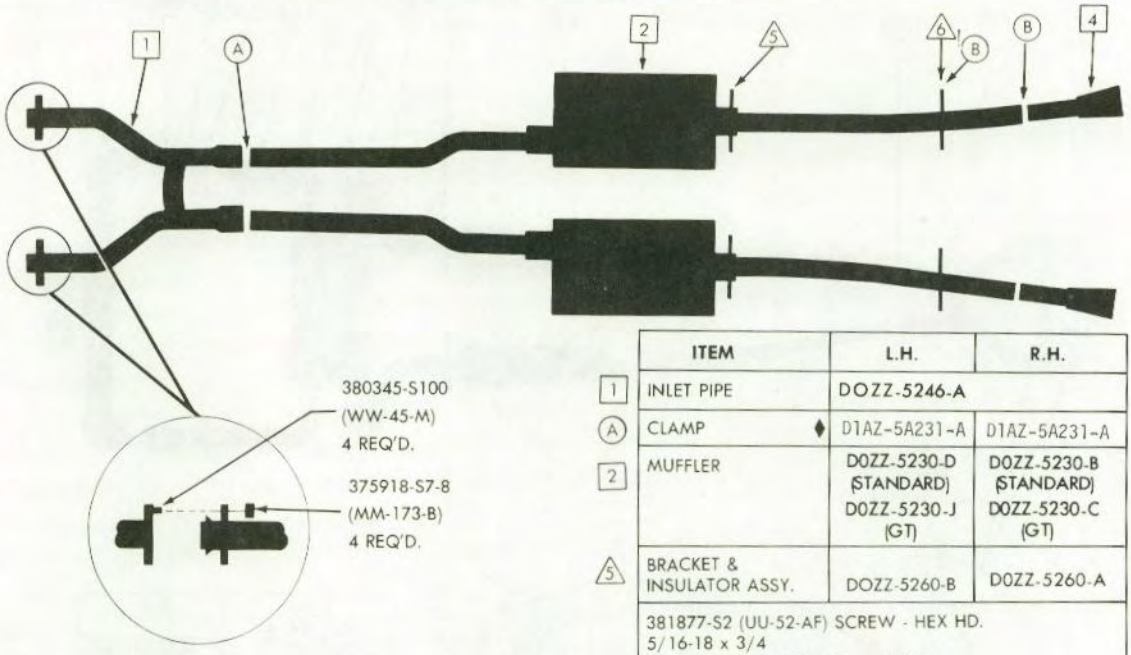

	ITEM	L.H.	R.H.
1	INLET PIPE	D0ZZ-5246-A	
A	CLAMP ♦	D1AZ-5A231-A	D1AZ-5A231-A
2	MUFFLER	D0ZZ-5230-D (STANDARD) D0ZZ-5230-J (GT)	D0ZZ-5230-B (STANDARD) D0ZZ-5230-C (GT)
5	BRACKET & INSULATOR ASSY.	D0ZZ-5260-B	D0ZZ-5260-A
	381877-S2 (UU-52-AF) SCREW - HEX HD. 5/16-18 x 3/4 (8) REQ'D. ATT. BRKT. TO MUFFLER		
6	BRACKET & INSULATOR ASSY.	D0ZZ-5260-C	C8ZZ-5260-B
	381877-S2 (UU-52-AF) SCREW - HEX.HD. 5/16-18 x 3/4 (4) REQ'D. ATT. BRKT. TO UNDERBODY		
B	CLAMP ♦	D1AZ-5A231-A	D1AZ-5A231-A
4	PIPE EXTENSION	D0ZZ-5255-A (GT & MOD.63C)	D0ZZ-5255-B (GT & MOD.63C)

E-A-32

♦ Use D1AZ 5A231-A in U.S. only; use C000 5253-F in Canada

COPYRIGHT © 1975 — FORD MOTOR COMPANY — DEARBORN, MICHIGAN

HALPERT_AUCTIONS

1970 MUSTANG –8 CYL. 351-4B SHELBY GT-350

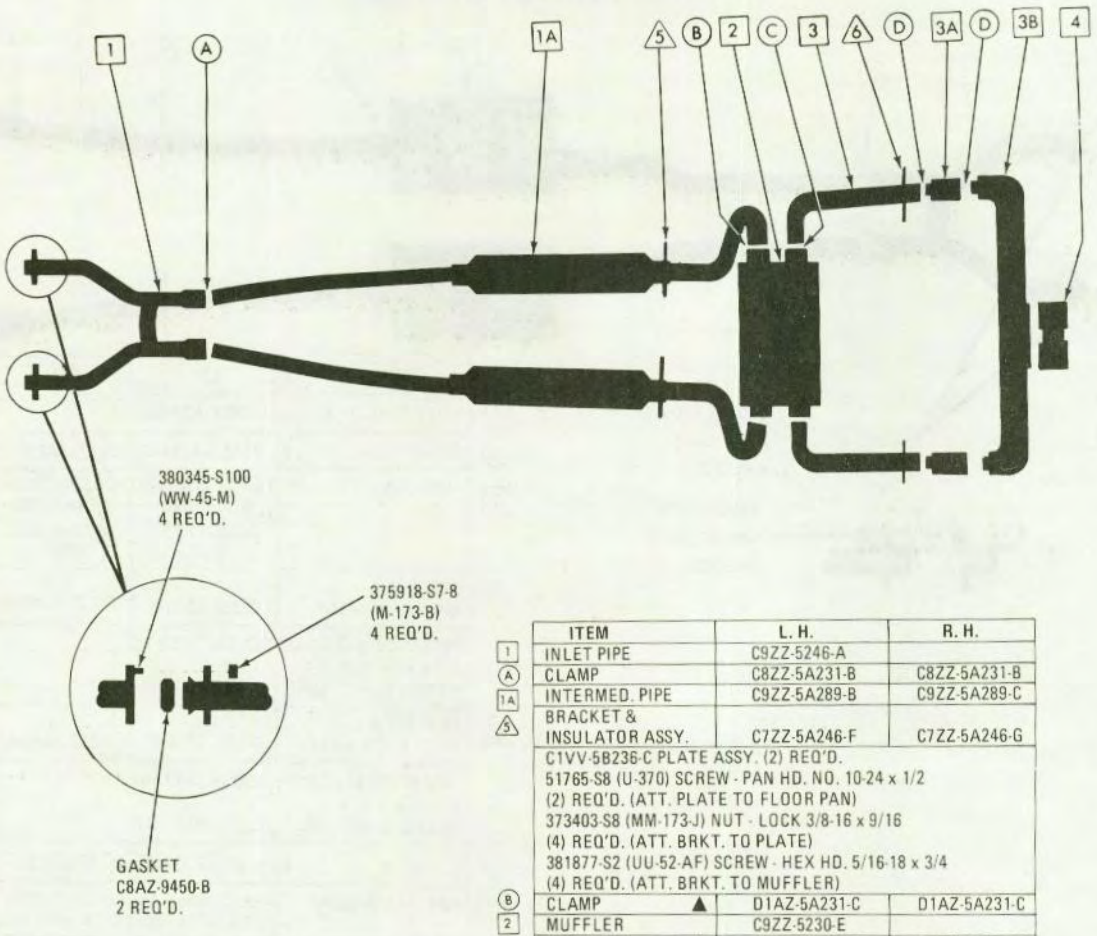

	ITEM	L. H.	R. H.
1	INLET PIPE	C9ZZ-5246-A	
A	CLAMP	C8ZZ-5A231-B	C8ZZ-5A231-B
1A	INTERMED. PIPE	C9ZZ-5A289-B	C9ZZ-5A289-C
5	BRACKET & INSULATOR ASSY.	C7ZZ-5A246-F	C7ZZ-5A246-G
	C1VV-5B236-C PLATE ASSY. (2) REQ'D.		
	51765-S8 (U-370) SCREW - PAN HD. NO. 10-24 x 1/2		
	(2) REQ'D. (ATT. PLATE TO FLOOR PAN)		
	373403-S8 (MM-173-J) NUT - LOCK 3/8-16 x 9/16		
	(4) REQ'D. (ATT. BRKT. TO PLATE)		
	381877-S2 (UU-52-AF) SCREW - HEX HD. 5/16-18 x 3/4		
	(4) REQ'D. (ATT. BRKT. TO MUFFLER)		
B	CLAMP ▲	D1AZ-5A231-C	D1AZ-5A231-C
2	MUFFLER	C9ZZ-5230-E	
C	CLAMP ▲	D1AZ-5A231-C	D1AZ-5A231-C
3	OUTLET PIPE	C7ZZ-5255-B	C7ZZ-5255-C
6	BRACKET ASSY.	C5ZZ-5260-F C5ZZ-5277-A C7ZZ-5A231-B	C5ZZ-5260-F C7ZZ-5277-A C7ZZ-5266-A
	23575-S8 (B-13) BOLT - CARRIAGE 3/8-16 x 3		
	(4) REQ'D. (ATT. BRKT. TO UNDERBODY)		
	40923-S8 (U-264) SCREW - HEX HD. 5/16-18 x 1/2		
	(2) REQ'D. (ATT. 5260 TO 5277)		
	373403-S8 (MM-173-J) NUT - LOCK 3/8-16		
	(4) REQ'D. (ATT. BRKT. TO UNDERBODY)		
D	CLAMP ▲	D1AZ-5A231-C	D1AZ-5A231-C
3A	PIPE ADAPTER	C9ZZ-5264-A	C9ZZ-5264-A
3B	OUTLET CONNECTOR	C9ZZ-5255-K (STAMPED S9MS-5265-A OR B)	
4	OUTLET PORTS	C9ZZ-5255-L	

▲ Use D1AZ 5A231-C in U.S. only; use C000 5253-E in Canada

HALPERT_AUCTIONS

1970 MUSTANG—8 CYL. 428-4B STD. & GT (EXCEPT SHELBY GT-500)

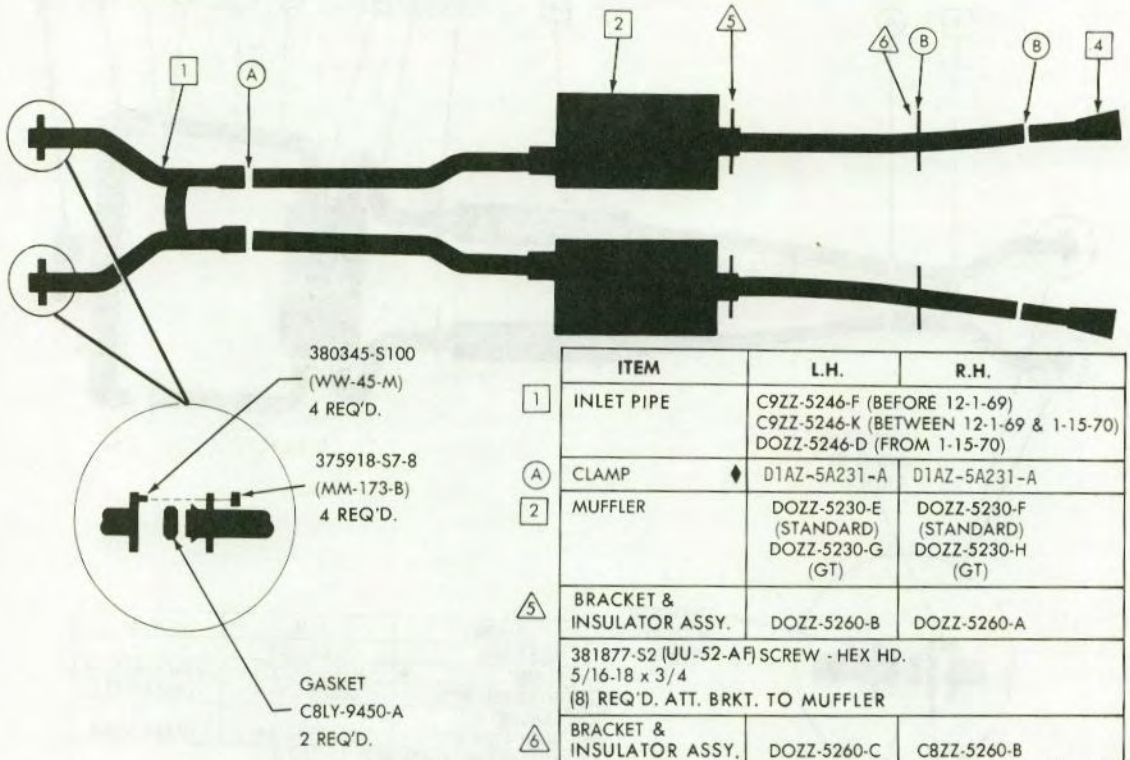

	ITEM	L.H.	R.H.
1	INLET PIPE	C9ZZ-5246-F (BEFORE 12-1-69) C9ZZ-5246-K (BETWEEN 12-1-69 & 1-15-70) DOZZ-5246-D (FROM 1-15-70)	
A	CLAMP ♦	D1AZ-5A231-A	D1AZ-5A231-A
2	MUFFLER	DOZZ-5230-E (STANDARD) DOZZ-5230-G (GT)	DOZZ-5230-F (STANDARD) DOZZ-5230-H (GT)
5	BRACKET & INSULATOR ASSY.	DOZZ-5260-B	DOZZ-5260-A
	381877-S2 (UU-52-AF) SCREW - HEX HD. 5/16-18 x 3/4 (8) REQ'D. ATT. BRKT. TO MUFFLER		
6	BRACKET & INSULATOR ASSY.	DOZZ-5260-C	C8ZZ-5260-B
	381877-S2 (UU-52-AF) SCREW-HEX.HD. 5/16-18 x 3/4 (8) REQ'D. ATT. BRKT. TO UNDERBODY		
B	CLAMP ♦	D1AZ-5A231-A	D1AZ-5A231-A
4	PIPE EXTENSION	DOZZ-5255-A (GT & MOD. 63-C)	DOZZ-5255-B

E-A-31

♦ Use D1AZ 5A231-A in U.S. only; use C000 5253-F in Canada

COPYRIGHT © 1975 — FORD MOTOR COMPANY — DEARBORN, MICHIGAN

HALPERT_AUCTIONS

1970 MUSTANG—8 CYL. 428-4B SHELBY GT-500

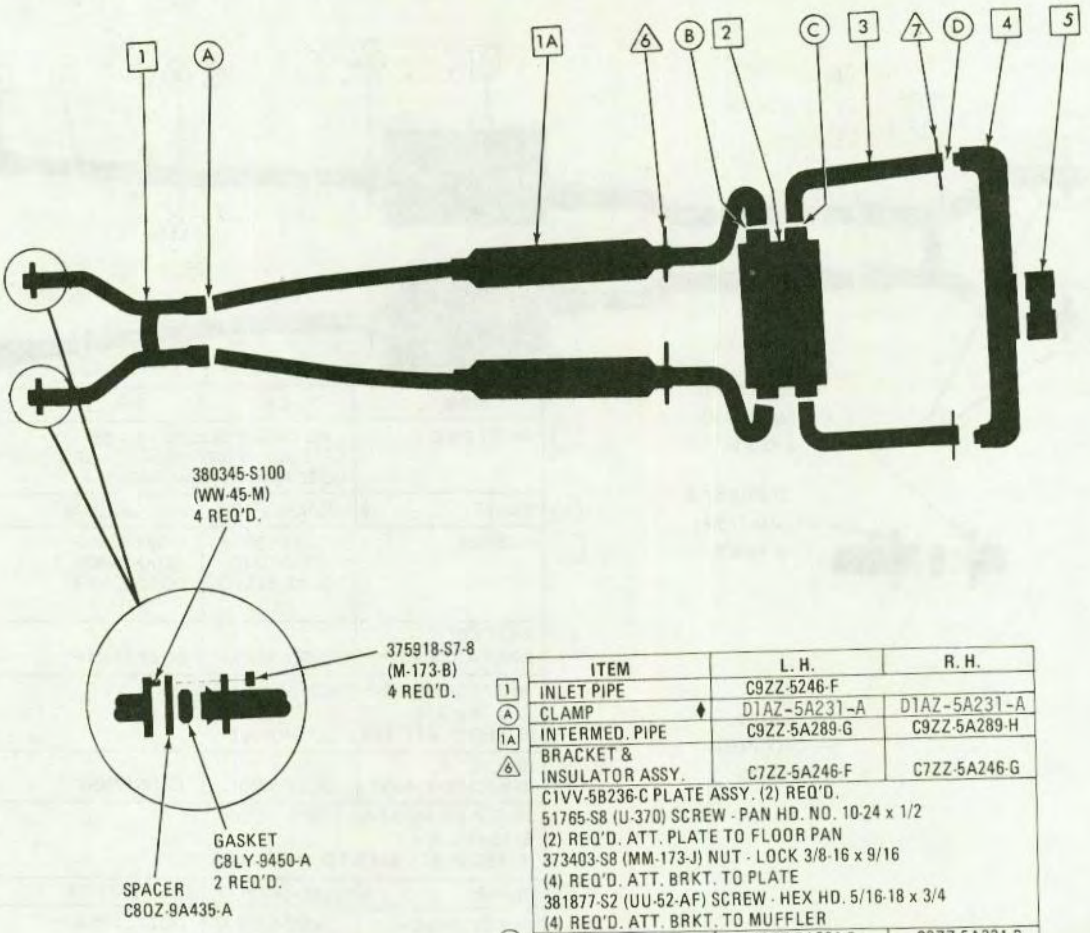

	ITEM	L. H.	R. H.
1	INLET PIPE	C9ZZ-5246-F	
A	CLAMP ♦	D1AZ-5A231-A	D1AZ-5A231-A
1A	INTERMED. PIPE	C9ZZ-5A289-G	C9ZZ-5A289-H
6	BRACKET & INSULATOR ASSY.	C7ZZ-5A246-F	C7ZZ-5A246-G
	C1VV-5B236-C PLATE ASSY. (2) REQ'D. 51765-S8 (U-370) SCREW - PAN HD. NO. 10-24 x 1/2 (2) REQ'D. ATT. PLATE TO FLOOR PAN 373403-S8 (MM-173-J) NUT - LOCK 3/8-16 x 9/16 (4) REQ'D. ATT. BRKT. TO PLATE 381877-S2 (UU-52-AF) SCREW - HEX HD. 5/16-18 x 3/4 (4) REQ'D. ATT. BRKT. TO MUFFLER		
B	CLAMP	C8ZZ-5A231-B	C8ZZ-5A231-B
2	MUFFLER	C9ZZ-5230-C	
C	CLAMP	C8ZZ-5A231-B	C8ZZ-5A231-B
3	OUTLET PIPE	C9ZZ-5255-N	C9ZZ-5255-M
7	BRACKET ASSY.	C5ZZ-5260-F C5ZZ-5277-A C7ZZ-5A231-B	C5ZZ-5260-F C7ZZ-5277-A C7ZZ-5266-A
	23575-S8 (B-13) BOLT - CARRIAGE 3/8-16 x 3 (4) REQ'D. ATT. BRKT. TO UNDERBODY 40923-S8 (U-264) SCREW - HEX HD. 5/16-18 x 1/2 (2) REQ'D. ATT. 5260 TO 5277 373403-S8 (MM-173-J) NUT - LOCK 3/8-16 (4) REQ'D. ATT. BRKT. TO UNDERBODY		
D	CLAMP ▲	A9AA-5A231-B	A9AA-5A231-B
4	OUTLET CONNECTOR	C9ZZ-5255-K (STAMPED S9MS-5265-A OR B)	
5	OUTLET PORTS	C9ZZ-5255-L	

E-A-56

♦ Use D1AZ 5A231-A in U.S. only; use C000 5253-F in Canada

▲ Use A9AA 5A231-B in U.S. only; use C000 5253-E in Canada

HALPERT_AUCTIONS

1970 MUSTANG—8 CYL. BOSS 429-4B

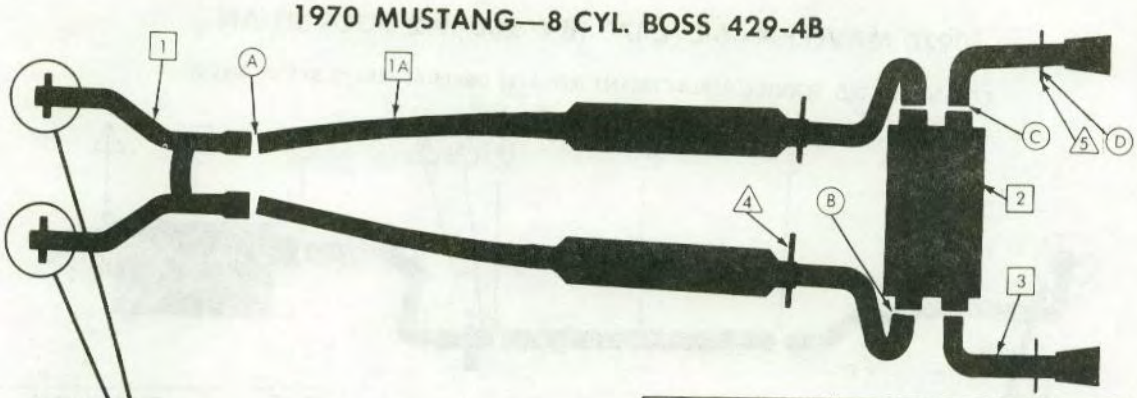

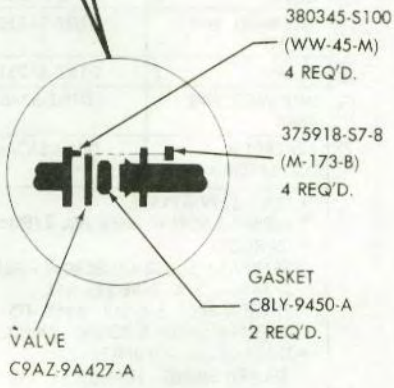

	ITEM	L.H.	R.H.
1	INLET PIPE	C9ZZ-5246-J	
A	CLAMP ♦	D1AZ-5A231-A	D1AZ-5A231-A
1A	INTERMED. PIPE	C9ZZ-5A289-G	C9ZZ-5A289-H
4	BRACKET & INSULATOR ASSY.	C7ZZ-5A246-F	C7ZZ-5A246-G
	C1VV-5B236-C PLATE ASSY. (2) REQ'D. 51765-S8 (U-370) SCREW -PAN HD.#10-24 x 1/2 (2) REQ'D. ATT. PLATE TO FLOOR PAN 373403-S8 (MM-173-J) NUT -LOCK 3/8-16 x 9/16 (4) REQ'D. ATT. BRKT. TO PLATE 381877-S2 (UU-52-AF) SCREW -HEX HD. 5/16-18 x 3/4 (4) REQ'D. ATT. BRKT. TO MUFFLER		
B	CLAMP	C8ZZ-5A231-B	C8ZZ-5A231-B
2	MUFFLER	C9ZZ-5230-C	
C	CLAMP	C8ZZ-5A231-B	C8ZZ-5A231-B
3	OUTLET PIPE	C9ZZ-5255-D (STANDARD) C9ZZ-5255-A (GT)	C9ZZ-5255-E (STANDARD) C9ZZ-5255-B (GT)
5	BRACKET & INSULATOR ASSY.	C8ZZ-5A231-A C5ZZ-5260-F C5ZZ-5277-A	C7ZZ-5266-A C5ZZ-5260-F C7ZZ-5277-A
	23575-S8 (B-13) BOLT -CARRIAGE 3/8-16 x 3 (4) REQ'D. ATT. BRKT. TO UNDERBODY 40923-S8 (U-264) SCREW -HEX HD. 5/16-18 x 1/2 (2) REQ'D. ATT. 5260 TO 5277 373403-S8 (MM-173-J) NUT - LOCK 3/8-16 (4) REQ'D. ATT. BRKT. TO UNDERBODY		
D	CLAMP ▲	D1AZ-5A231-C	D1AZ-5A231-C

E-A-10

♦ Use D1AZ 5A231-A in U.S. only; use C000 5253-F in Canada

▲ Use D1AZ 5A231-C in U.S. only; use C000 5253-E in Canada

 COPYRIGHT © 1975 — FORD MOTOR COMPANY — DEARBORN, MICHIGAN FINAL ISSUE

HALPERT_AUCTIONS

1970 MAVERICK—6 CYL 170-1B & 200-1B 2 DOOR SEDAN

CONSOLIDATED SERVICE REPLACEMENT (REPLACES ORIGINAL SERVICE SYSTEM BELOW)

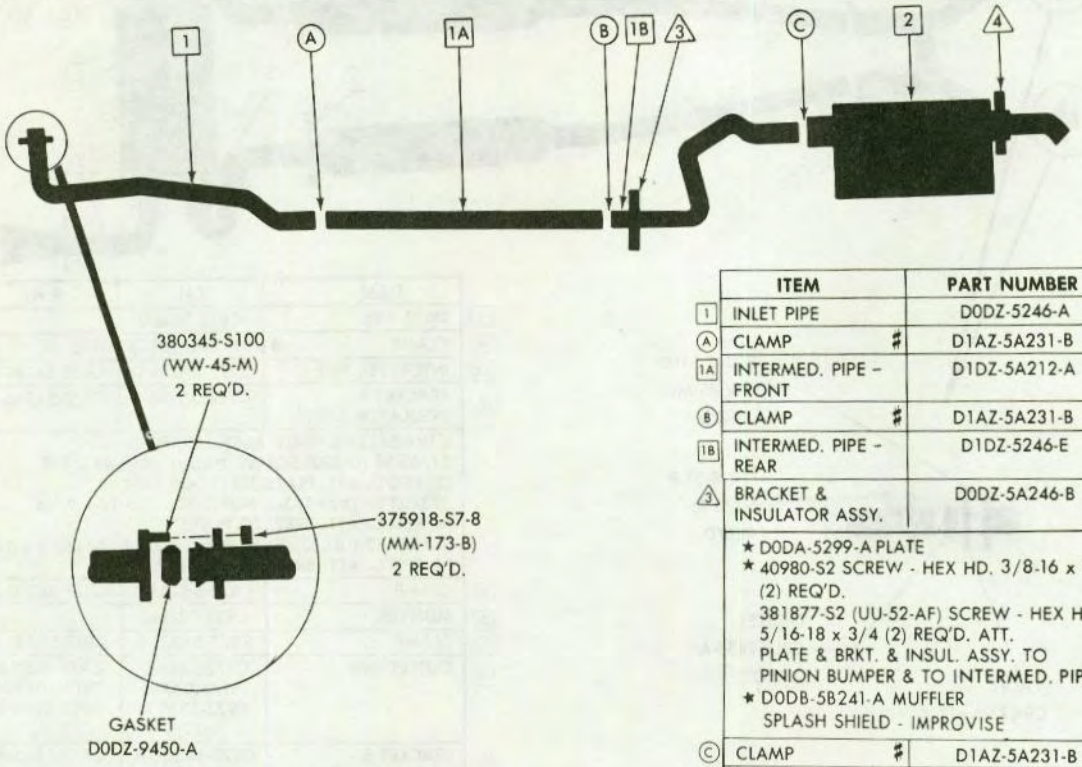

	ITEM	PART NUMBER
1	INLET PIPE	D0DZ-5246-A
A	CLAMP #	D1AZ-5A231-B
1A	INTERMED. PIPE – FRONT	D1DZ-5A212-A
B	CLAMP #	D1AZ-5A231-B
1B	INTERMED. PIPE – REAR	D1DZ-5246-E
3	BRACKET & INSULATOR ASSY.	D0DZ-5A246-B
	★ D0DA-5299-A PLATE ★ 40980-S2 SCREW - HEX HD. 3/8-16 x 1 (2) REQ'D. 381877-S2 (UU-52-AF) SCREW - HEX HD. 5/16-18 x 3/4 (2) REQ'D. ATT. PLATE & BRKT. & INSUL. ASSY. TO PINION BUMPER & TO INTERMED. PIPE ★ D0DB-5B241-A MUFFLER SPLASH SHIELD - IMPROVISE	
C	CLAMP #	D1AZ-5A231-B
2	MUFFLER	D1DZ-5230-L
4	BRACKET & INSULATOR ASSY.	D0DZ-5260-A
	D0DZ-5277-A BRKT. MUFFLER SUPPORT (1) REQ'D. - WELDED TO REAR FLOOR PAN 381877-S2 (UU-52-AF) SCREW - HEX HD. 5/16-18 x 3/4 (4) REQ'D. ATT. BRKT. & INSUL. ASSY. TO MUFFLER & UNDERBODY	

Original equipment muffler and intermediate pipe are a welded assembly. To service this assembly you must replace it completely with three parts (muffler and two intermediate pipes) used together.

ORIGINAL SERVICE SYSTEM (REPLACED BY CONSOLIDATED SYSTEM ABOVE)



	ITEM	PART NUMBER
2	MUFFLER	★ D0DZ-5230-A

E-L-1A

Use D1AZ 5A231-B in U.S. only; use C000 5253-C in Canada

HALPERT_AUCTIONS

1970 MAVERICK—6 CYL 250-1B 2 DOOR SEDAN

CONSOLIDATED SERVICE REPLACEMENT (REPLACES ORIGINAL SERVICE SYSTEM BELOW)

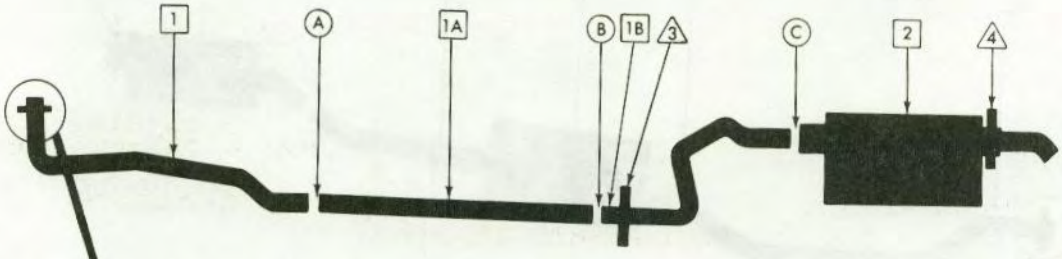

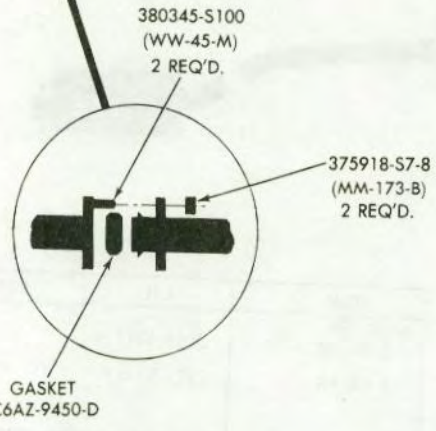

	ITEM	PART NUMBER
1	INLET PIPE	D0DZ-5246-C
A	CLAMP ♯	D1AZ-5A231-B
1A	INTERMED. PIPE - FRONT	D1DZ-5A212-A
B	CLAMP ♯	D1AZ-5A231-B
1B	INTERMED. PIPE - REAR	D1DZ-5246-E
3	BRACKET & INSULATOR ASSY.	D0DZ-5A246-B
	★ D0DA-5299-A PLATE ★ 40980-S2 SCREW - HEX HD. 3/8-16 x 1 (2) REQ'D. 381877-S2 (UU-52-AF) SCREW - HEX HD. 5/16-18 x 3/4 (2) REQ'D. ATT. PLATE & BRKT. & INSUL. ASSY. TO PINION BUMPER & TO INTERMED. PIPE ★ D0DB-5B241-A MUFFLER SPLASH SHIELD - IMPROVISE	
C	CLAMP ♯	D1AZ-5A231-B
2	MUFFLER	D1DZ-5230-L
4	BRACKET & INSULATOR ASSY.	D0DZ-5260-A
	D0DZ-5277-A BRKT. MUFFLER SUPPORT (1) REQ'D. - WELDED TO REAR FLOOR PAN 381877-S2 (UU-52-AF) SCREW - HEX HD. 5/16-18 x 3/4 (4) REQ'D. ATT. BRKT. & INSUL. ASSY. TO MUFFLER & UNDERBODY	

Original equipment muffler and intermediate pipe are a welded assembly. To service this assembly you must replace it completely with three parts (muffler and two intermediate pipes) used together.

ORIGINAL SERVICE SYSTEM (REPLACED BY CONSOLIDATED SYSTEM ABOVE)



	ITEM	PART NUMBER
2	MUFFLER	★ D0DZ-5230-A

E-L-2A

♯ Use D1AZ 5A231-B in U.S. only; use C000 5253-C in Canada

COPYRIGHT © 1975 — FORD MOTOR COMPANY — DEARBORN, MICHIGAN

HALPERT_AUCTIONS

1970 THUNDERBIRD—8 CYL. 429-4B ALL MODELS

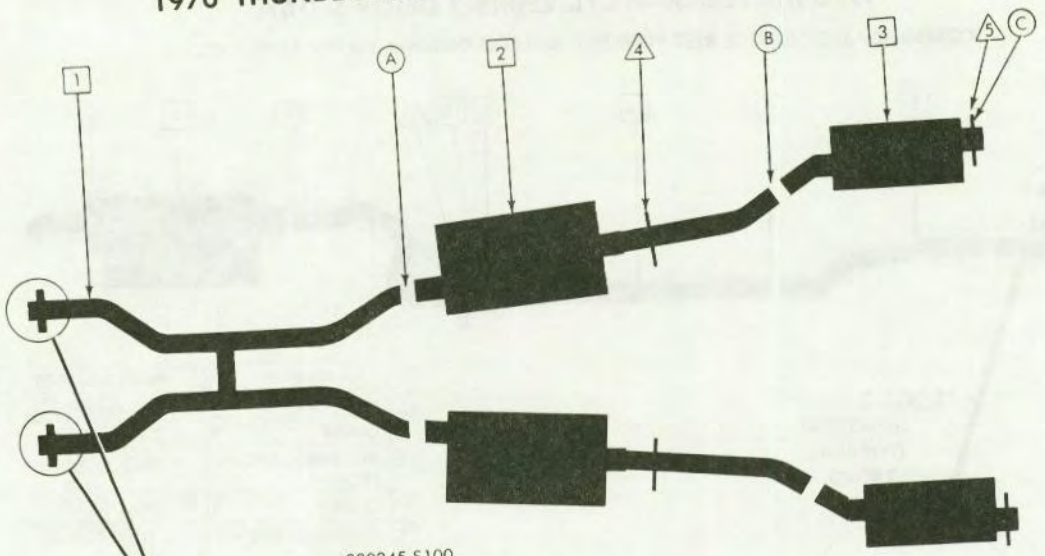

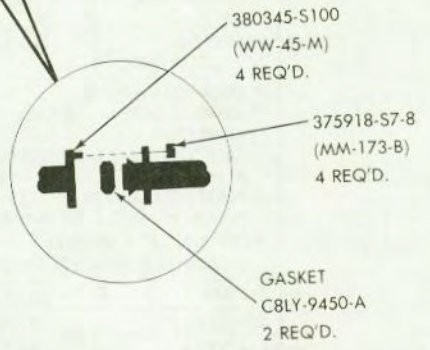

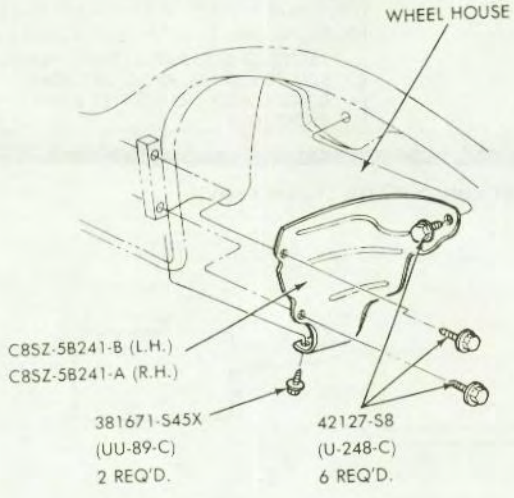

MUFFLER SPLASH SHIELD

	ITEM	L.H.	R.H.
1	INLET PIPE 2 DR. HT. 4 DR. HT.	D0SZ-5246-A C9ZY-5246-A	
A	CLAMP ♦	D1AZ-5A231-A	D1AZ-5A231-A
2	MUFFLER	D0SZ-5230-B	D0SZ-5230-A
4	BRACKET & INSULATOR ASSY.	C7AZ-5260-G	C7AZ-5260-G
	★ C7SA-5299-A PLATE (2) REQ'D. ★ 40980-S2 SCREW-HEX.HD.-3/8-16 x 1 (4) REQ'D. ATT. BRKT. TO FRAME 381877-S2 (UU-52-AF) SCREW - HEX HD. 5/16-18 x 3/4 (4) REQ'D. ATT. PIPE TO BRKT.		
B	CLAMP ♯	A9AA-5A231-A	A9AA-5A231-A
3	RESONATOR ASSY.	D0SZ-5A289-D	D0SZ-5A289-C
5	BRACKET & INSULATOR ASSY.	C7SZ-5260-A	C7SZ-5260-B
	381877-S2 (UU-52-AF) SCREW - HEX HD. 5/16-18 x 3/4 (4) REQ'D. ATT. BRKT. TO FRAME C8SZ-5266-A BRACKET (2) REQ'D. ATT. PIPE TO BRKT. W/CLAMP C		
C	CLAMP ▲	D1AZ-5A231-C	D1AZ-5A231-C

♦ Use D1AZ 5A231-A in U.S. only; use C000 5253-F in Canada
♯ Use A9AA 5A231-A in U.S. only; use C000 5253-C in Canada
▲ Use D1AZ 5A231-C in U.S. only; use C000 5253-E in Canada

HALPERT_AUCTIONS

1970 BRONCO—6 CYL. 170-1B

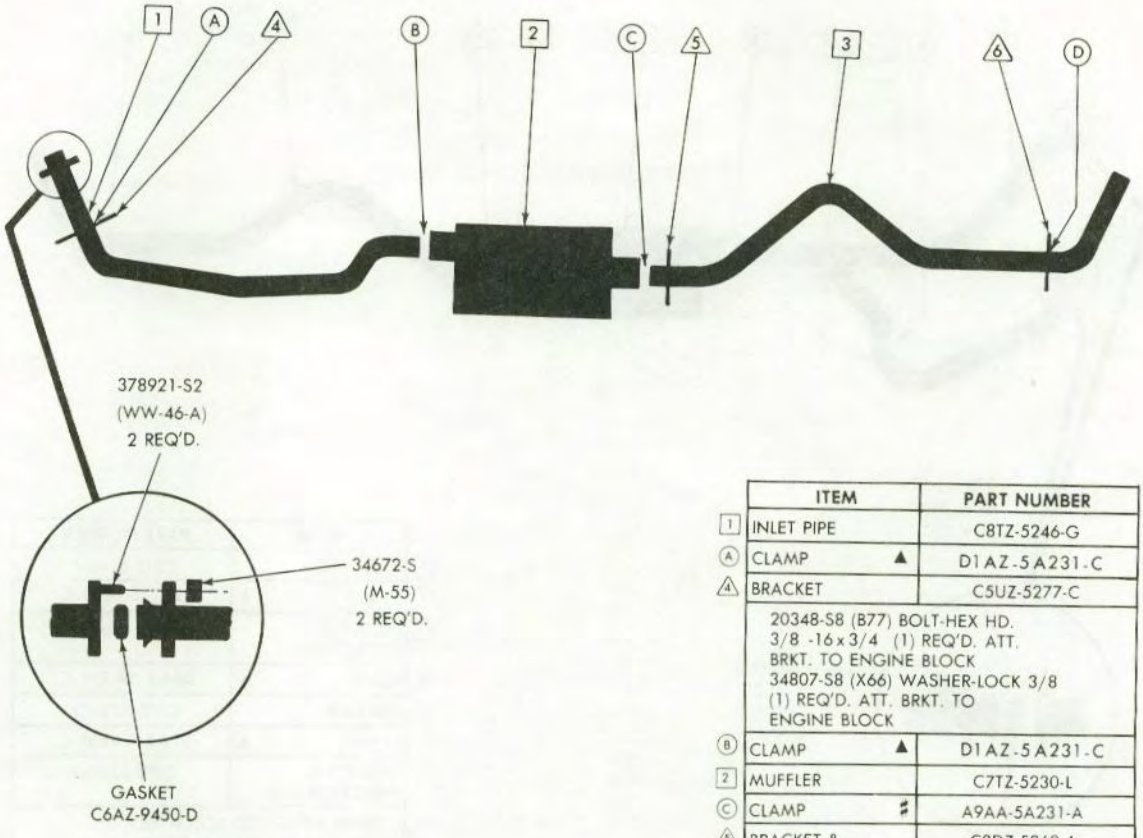

	ITEM	PART NUMBER
1	INLET PIPE	C8TZ-5246-G
A	CLAMP ▲	D1AZ-5A231-C
4	BRACKET	C5UZ-5277-C
	20348-S8 (B77) BOLT-HEX HD. 3/8 -16 x 3/4 (1) REQ'D. ATT. BRKT. TO ENGINE BLOCK 34807-S8 (X66) WASHER-LOCK 3/8 (1) REQ'D. ATT. BRKT. TO ENGINE BLOCK	
B	CLAMP ▲	D1AZ-5A231-C
2	MUFFLER	C7TZ-5230-L
C	CLAMP ♯	A9AA-5A231-A
5	BRACKET & INSULATOR ASSY.	C3DZ-5260-A
	39909-S7 (U269D) SCREW-HEX HD. 5/16 -18 x 3/4 (2) REQ'D. ATT. BRKT. TO FRAME	
3	OUTLET PIPE	C7TZ-5255-AE
6	BRACKET & INSULATOR ASSY.	C30Z-5260-A
	39909-S7 (U269D) SCREW-HEX HD. 5/16 -18 x 3/4 (2) REQ'D. ATT. BRKT. TO FRAME	
D	CLAMP ♯	A9AA-5A231-A

EN-9

▲ Use D1AZ 5A231-C in U.S. only; use C000 5253-E in Canada

♯ Use A9AA 5A231-A in U.S. only; use C000 5253-C in Canada

COPYRIGHT © 1975 — FORD MOTOR COMPANY — DEARBORN, MICHIGAN

HALPERT_AUCTIONS

1970 BRONCO—8 CYL. 302-2B

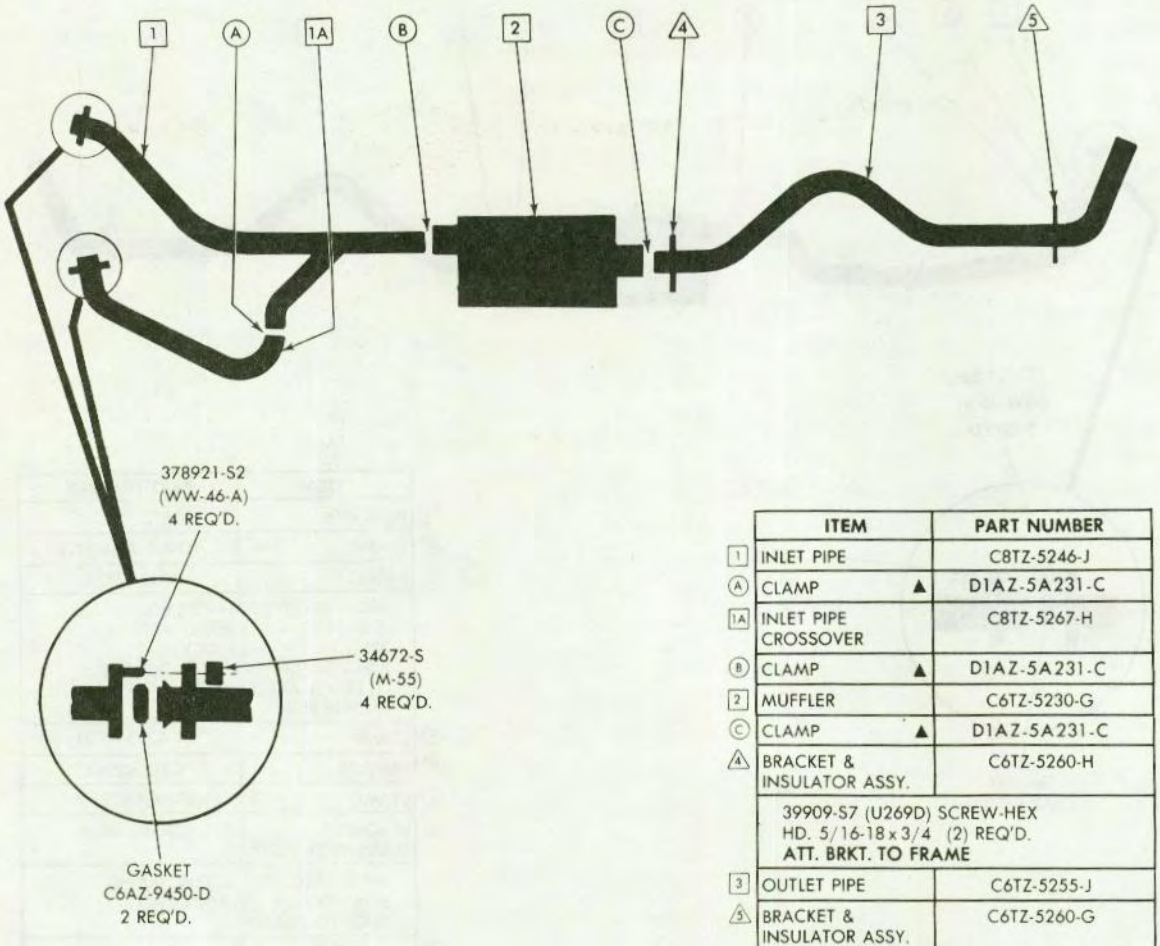

	ITEM	PART NUMBER
1	INLET PIPE	C8TZ-5246-J
A	CLAMP ▲	D1AZ-5A231-C
1A	INLET PIPE CROSSOVER	C8TZ-5267-H
B	CLAMP ▲	D1AZ-5A231-C
2	MUFFLER	C6TZ-5230-G
C	CLAMP ▲	D1AZ-5A231-C
4	BRACKET & INSULATOR ASSY.	C6TZ-5260-H
	39909-S7 (U269D) SCREW-HEX HD. 5/16-18 x 3/4 (2) REQ'D. **ATT. BRKT. TO FRAME**	
3	OUTLET PIPE	C6TZ-5255-J
5	BRACKET & INSULATOR ASSY.	C6TZ-5260-G
	39909-S7 (U269D) SCREW-HEX HD. 5/16 -18 x 3/4 (2) REQ'D. **ATT. BRKT. TO FRAME** 23440-S8 (B10) BOLT-CARRIAGE 3/8 -16 x 1 1/4 (1) REQ'D. ATT. OUTLET PIPE TO BRKT. 34807-S8 (X66) WASHER-LOCK 3/8 (1) REQ'D. ATT. OUTLET PIPE TO BRKT. 33799-S7 (M52) NUT-HEX 3/8 - 16 (1) REQ'D. ATT. OUTLET PIPE TO BRKT.	

EN-10

▲ Use D1AZ 5A231-C in U.S. only; use C000 5253-E in Canada

HALPERT_AUCTIONS

1970 FALCON—6 CYL. 200-1B SEDAN (BEFORE 1-2-70)
(FROM 1-2-70 SEE FAIRLANE/TORINO SECTION)

CONSOLIDATED SERVICE REPLACEMENT (REPLACES ORIGINAL SERVICE SYSTEM BELOW)

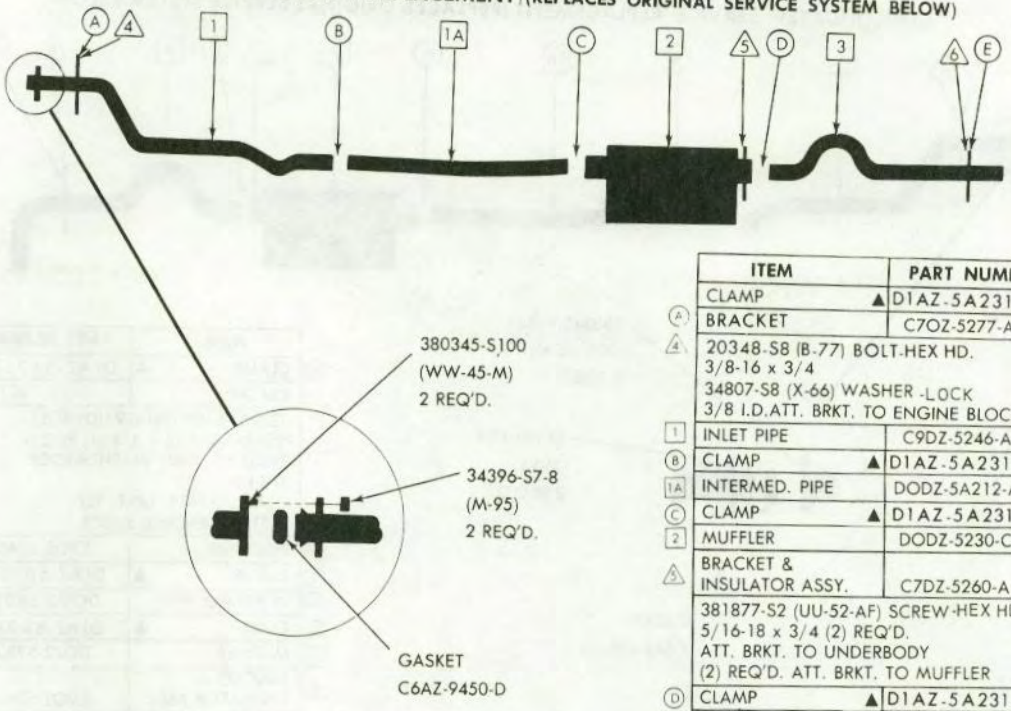

	ITEM	PART NUMBER
(A)	CLAMP ▲	D1AZ-5A231-C
(4)	BRACKET	C7OZ-5277-A
	20348-S8 (B-77) BOLT-HEX HD. 3/8-16 x 3/4 34807-S8 (X-66) WASHER-LOCK 3/8 I.D. ATT. BRKT. TO ENGINE BLOCK	
[1]	INLET PIPE	C9DZ-5246-A
(B)	CLAMP ▲	D1AZ-5A231-C
[1A]	INTERMED. PIPE	DODZ-5A212-A
(C)	CLAMP ▲	D1AZ-5A231-C
[2]	MUFFLER	DODZ-5230-C
(5)	BRACKET & INSULATOR ASSY.	C7DZ-5260-A
	381877-S2 (UU-52-AF) SCREW-HEX HD. 5/16-18 x 3/4 (2) REQ'D. ATT. BRKT. TO UNDERBODY (2) REQ'D. ATT. BRKT. TO MUFFLER	
(D)	CLAMP ▲	D1AZ-5A231-C
[3]	OUTLET PIPE	DODZ-5255-B
(6)	BRACKET & INSULATOR ASSY.	C3DZ-5260-B
	C8OZ-5B236-A PLATE ASSY. 42014-S8 (U-240) SCREW-HEX HD. #10-12 x 5/8 ATT. PLATE ASSY. TO SIDE RAIL ★ 55802-S NUT-LOCK 5/16-18 (2) REQ'D. ATT. BRKT. TO SIDE RAIL	
(E)	CLAMP ▲	D1AZ-5A231-C

Original equipment and original service muffler, intermediate pipe and outlet pipe are a welded assembly. To service this assembly you must replace it with all three parts (muffler, intermediate pipe and outlet pipe) used together.

ORIGINAL SERVICE SYSTEM (REPLACED BY CONSOLIDATED SYSTEM ABOVE)



	ITEM	PART NO.
[2]	MUFFLER	★C8DZ-5230-A

E-E-30

▲ Use D1AZ 5A231-C in U.S. only; use C000 5253-E in Canada

COPYRIGHT © 1975 — FORD MOTOR COMPANY — DEARBORN, MICHIGAN

HALPERT_AUCTIONS

1970 FALCON—6 CYL. 200-1B STATION WAGON (BEFORE 1-2-70)
(FROM 1-2-70 SEE FAIRLANE/TORINO SECTION)

CONSOLIDATED SERVICE REPLACEMENT (REPLACES ORIGINAL SERVICE SYSTEM BELOW)

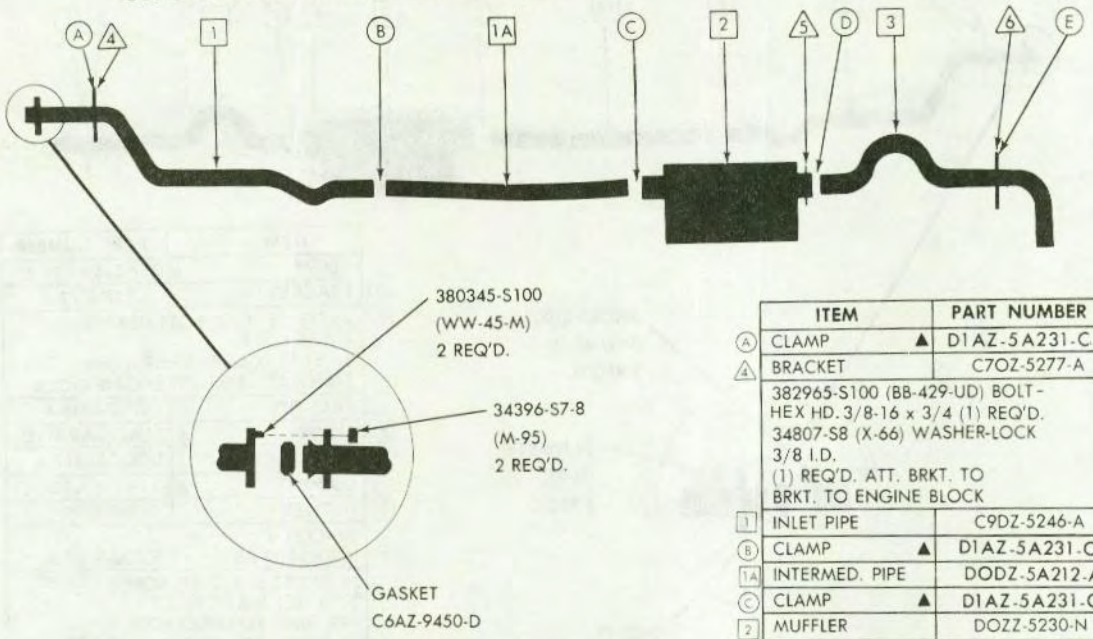

	ITEM	PART NUMBER
A	CLAMP ▲	D1AZ-5A231-C
4	BRACKET	C7OZ-5277-A
	382965-S100 (BB-429-UD) BOLT-HEX HD. 3/8-16 x 3/4 (1) REQ'D. 34807-S8 (X-66) WASHER-LOCK 3/8 I.D. (1) REQ'D. ATT. BRKT. TO BRKT. TO ENGINE BLOCK	
1	INLET PIPE	C9DZ-5246-A
B	CLAMP ▲	D1AZ-5A231-C
1A	INTERMED. PIPE	DODZ-5A212-A
C	CLAMP ▲	D1AZ-5A231-C
2	MUFFLER	DOZZ-5230-N
5	BRACKET & INSULATOR ASSY.	C9OZ-5260-A
	381877-S2 (UU-52-AF) SCREW-HEX HD. 5/16-18 x 3/4 (4) REQ'D. ATT. BRKT. TO UNDER-BODY & MUFFLER	
D	CLAMP ▲	D1AZ-5A231-C
3	OUTLET PIPE	DODZ-5255-A
6	BRACKET & INSULATOR ASSY.	C7DZ-5260-B
	381877-S2 (UU-52-AF) SCREW-HEX HD. 5/16-18 x 3/4 (2) REQ'D. ATT. BRKT. TO SIDE RAIL	
E	CLAMP ▲	D1AZ-5A231-C

Original equipment and original service muffler, intermediate pipe and outlet pipe are a welded assembly. To service this assembly you must replace it with all three parts (muffler, intermediate pipe and outlet pipe) used together.

ORIGINAL SERVICE SYSTEM (REPLACED BY CONSOLIDATED SYSTEM ABOVE)

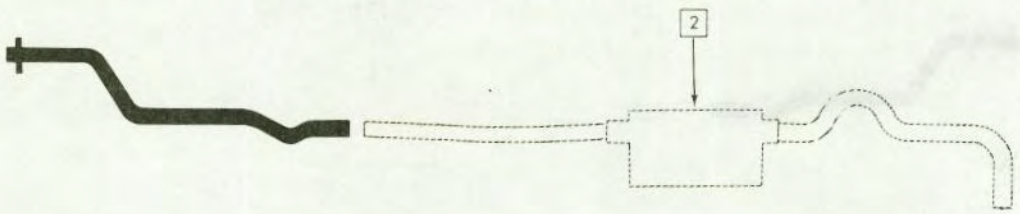

	ITEM	PART NO.
2	MUFFLER	*C8OZ-5230-K

E-E-31

▲ Use D1AZ 5A231-C in U.S. only; use C000 5253-E in Canada

HALPERT_AUCTIONS

1970 FALCON- 8CYL. 302-2B SEDAN (BEFORE 1-2-70)
(FROM 1-2-70 SEE FAIRLANE/TORINO SECTION

CONSOLIDATED SERVICE REPLACEMENT (REPLACES ORIGINAL SERVICE SYSTEM BELOW)

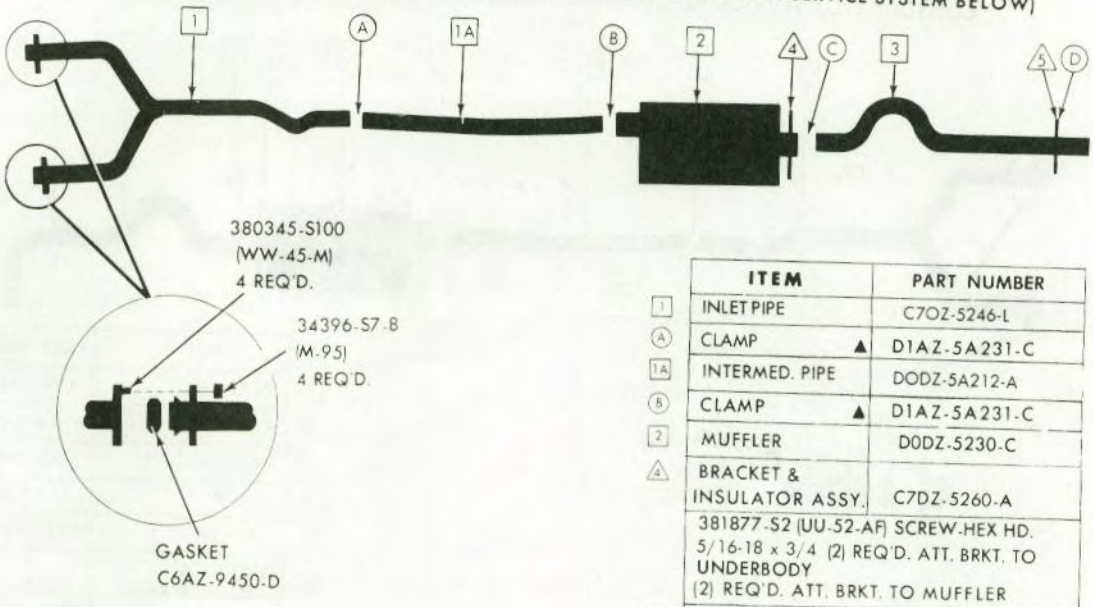

	ITEM	PART NUMBER
1	INLET PIPE	C7OZ-5246-L
A	CLAMP ▲	D1AZ-5A231-C
1A	INTERMED. PIPE	DODZ-5A212-A
B	CLAMP ▲	D1AZ-5A231-C
2	MUFFLER	D0DZ-5230-C
4	BRACKET & INSULATOR ASSY.	C7DZ-5260-A
	381877-S2 (UU-52-AF) SCREW-HEX HD. 5/16-18 x 3/4 (2) REQ'D. ATT. BRKT. TO UNDERBODY (2) REQ'D. ATT. BRKT. TO MUFFLER	
C	CLAMP ▲	D1AZ-5A231-C
3	OUTLET PIPE	D0DZ-5255-B
5	BRACKET & INSULATOR ASSY.	C3DZ-5260-B
	52012-S8 (U-202) SCREW-FLAT HD. #8-15 x 1/2 (1) REQ'D. ATT. PLATE ASSY TO SIDE RAIL 34976-S4 (M-89-CA) NUT-HEX (2) REQ'D. ATT. BRKT. TO SIDE RAIL	
D	CLAMP ▲	D1AZ-5A231-C

Original equipment and original service muffler, intermediate pipe and outlet pipe are a welded assembly. To service this assembly you must replace it with all three parts (muffler, intermediate pipe and outlet pipe) used together.

ORIGINAL SERVICE SYSTEM (REPLACED BY CONSOLIDATED SYSTEM ABOVE)

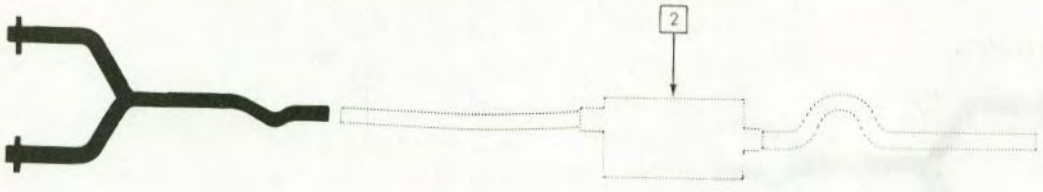

	ITEM	PART NUMBER
2	MUFFLER	★C8DZ-5230-B

E-E-32

▲ Use D1AZ 5A231-C in U.S. only; use C000 5253-E in Canada

 COPYRIGHT © 1975 — FORD MOTOR COMPANY — DEARBORN, MICHIGAN **FINAL ISSUE**

HALPERT_AUCTIONS

1970 FALCON—8 CYL. 302-2B STATION WAGON (BEFORE 1-2-70)
(FROM 1-2-70 SEE FAIRLANE/TORINO SECTION)

CONSOLIDATED SERVICE REPLACEMENT (REPLACES ORIGINAL SERVICE SYSTEM BELOW)

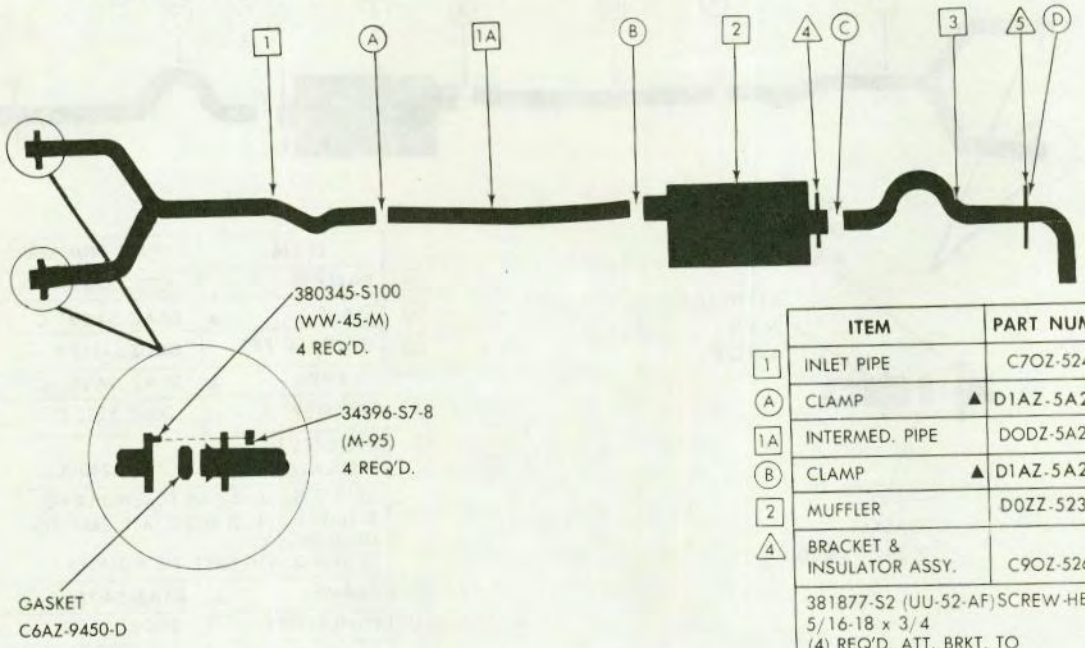

	ITEM	PART NUMBER
1	INLET PIPE	C7OZ-5246-L
A	CLAMP ▲	D1AZ-5A231-C
1A	INTERMED. PIPE	DODZ-5A212-A
B	CLAMP ▲	D1AZ-5A231-C
2	MUFFLER	D0ZZ-5230-N
4	BRACKET & INSULATOR ASSY.	C9OZ-5260-A
	381877-S2 (UU-52-AF) SCREW-HEX HD. 5/16-18 x 3/4 (4) REQ'D. ATT. BRKT. TO UNDERBODY & MUFFLER	
C	CLAMP ▲	D1AZ-5A231-C
3	OUTLET PIPE	DODZ-5255-A
5	BRACKET & INSULATOR ASSY.	C7DZ-5260-B
	381877-S2 (UU-52-AF) SCREW-HEX HD. 5/16-18 x 3/4 (2) REQ'D. ATT. BRKT. TO SIDE RAIL	
D	CLAMP ▲	D1AZ-5A231-C

Original equipment and original service muffler, intermediate pipe and outlet pipe are a welded assembly. To service this assembly you must replace it with all three parts (muffler, intermediate pipe and outlet pipe) used together.

ORIGINAL SERVICE SYSTEM (REPLACED BY CONSOLIDATED SYSTEM ABOVE)

	ITEM	PART NO.
2	MUFFLER	★C8OZ-5230-E

E-E-33

▲ Use D1AZ 5A231-C in U.S. only; use C000 5253-E in Canada

HALPERT_AUCTIONS

EXHAUST PARTS MODEL INDEX

How to use this index -

1. Find the car model desired.
2. Find the line which lists the engine displacement needed.
3. Select the correct page, and turn to that page.

Explanation of picture - text catalog sheets -

In sections 52.65 through 52.72, the complete present service system is shown at the top of the page, with an illustration and a complete bill of materials. If a second illustration appears below, that is the service system before simplification. In the lower system (before simplification), parts which are changed are shown by dotted lines, and the part numbers are shown in the table. Parts shown in black are parts which are unchanged and shown above in the upper illustration.

For stamped number cross-reference information and for size information, refer to Section 52, page 1.

1971

CYL.	C.I.D.	MODEL	TYPE▲	SECTION	PAGE	ILLUS. NO. ♦
		A (FORD)				
6	240-1B		S	52.71	2	EF 85
8	302-2B	Exc.71	S	52.71	3	EF 86
		71	S	52.71	4	EF 87
	351-2B	Exc.71	S	52.71	5	EF 88
		71	S	52.71	6	EF 89
	390-2B	Exc.71	S	52.71	7	EF 90
		71	S	52.71	8	EF 91
	400-2B	Exc.71	S	52.71	9	EF 92
		71	S	52.71	10	EF 93
	429-2B	Exc.71	S	52.71	11	EF 94
		71	S	52.71	12	EF 95
	429-4B	Exc. P/C, 71	S	52.71	11	EF 94
		P/C-exc.71	D	52.71	13	EF 96
		71 (includes P/C)	S	52.71	12	EF 95
		B (TORINO)				
6	250-1B	Exc.66, 71	S	52.71	14	EC 64
		66, 71	S	52.71	15	EC 65
8	302-2B	Exc.66, 71	S	52.71	16	EC 66
		66, 71	S	52.71	17	EC 67
	351-2B	Exc.66, 71	S	52.71	18	EC 68
		66, 71	S	52.71	19	EC 69
	351-4B	54, 57, 63C, F, 65, 76-quiet dual-2" outlet pipe	D	52.71	20	EC 70
		63H-sporty dual-2 1/4" outlet pipe	D	52.71	21	EC 71
		66	D	52.71	22	EC 72
		71	D	52.71	23	EC 73
	429 CJ	54, 57, 63C, 65 w/ auto.trans.-quiet dual-2" outlet pipe	D	52.71	24	EC 74
		57, 63C, 65 w/man.trans.-sporty dual-2 1/4" outlet pipe	D	52.71	25	EC 75
		63F, H, 76F	D	52.71	25	EC 75
		66	D	52.71	22	EC 72
		71	D	52.71	26	EC 76

CYL.	C.I.D.	MODEL	TYPE▲	SECTION	PAGE	ILLUS. NO. ♦
		F (MUSTANG)				
6	250-1B		S	52.71	27	EA 33
8	302-2B		S	52.71	28	EA 34
	302-4B	Boss	D	52.71	29	EA 35
	351-2B		S	52.71	30	EA 36
	351-4B	Std., CJ & Spec.(Boss)	D	52.71	31	EA 37
	429 CJ & S/CJ		D	52.71	32	EA 38
		L (PINTO)				
4	98-1B (1600 cc)		S	52.71	33	ER 1
	122-2B (2000 cc)		S	52.71	34	ER 2
		P (MAVERICK)				
6	170-1B		S	52.71	35	EL 4
	200-1B		S	52.71	35	EL 4
	250-1B		S	52.71	36	EL 6
	302-2B		S	52.71	37	EL 8
		S (THUNDERBIRD)				
8	429-4B		D	52.71	38	EH 7
		U (BRONCO)				
6	170-1B		S	52.71	39	EN 11
8	302-2B		S	52.71	40	EN 12

♦ For control purposes only ▲ S - Single D - Dual

COPYRIGHT © 1975 — FORD MOTOR COMPANY — DEARBORN, MICHIGAN

HALPERT_AUCTIONS

1971 FORD—6 CYL. 240-1B SEDAN & HARDTOP

CONSOLIDATED SERVICE REPLACEMENT (REPLACES ORIGINAL SERVICE SYSTEM BELOW)

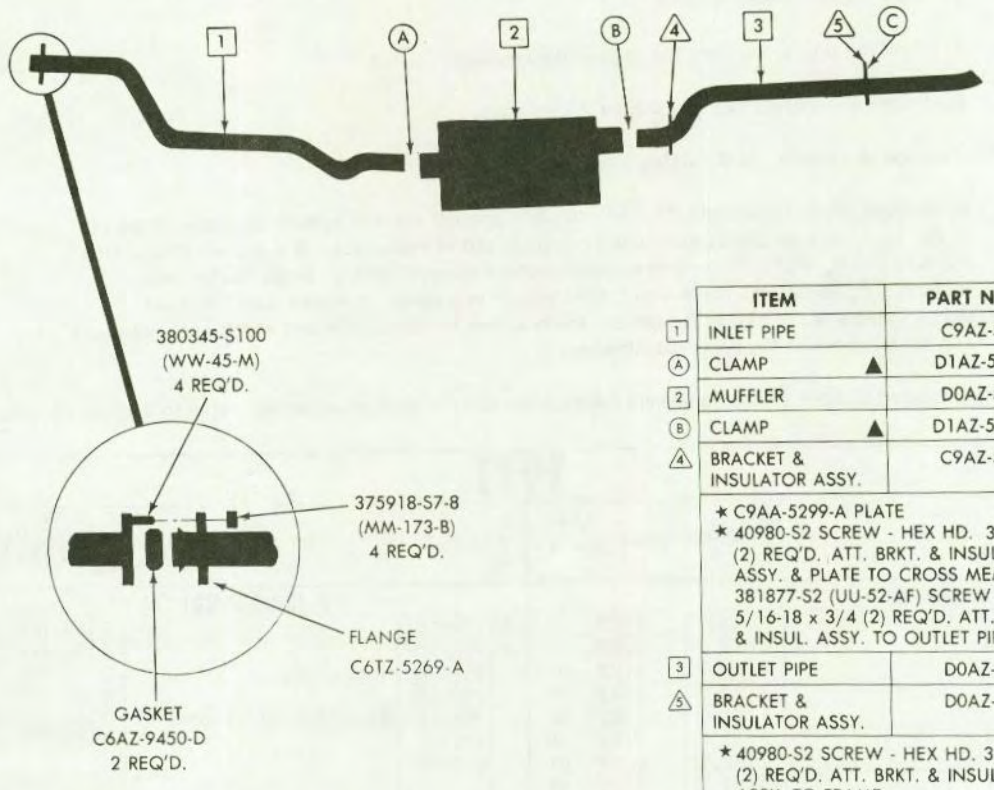

	ITEM	PART NUMBER
1	INLET PIPE	C9AZ-5246-C
A	CLAMP ▲	D1AZ-5A231-C
2	MUFFLER	D0AZ-5230-T
B	CLAMP ▲	D1AZ-5A231-C
4	BRACKET & INSULATOR ASSY.	C9AZ-5260-A
	★ C9AA-5299-A PLATE ★ 40980-S2 SCREW - HEX HD. 3/8-16 x 1 (2) REQ'D. ATT. BRKT. & INSUL. ASSY. & PLATE TO CROSS MEMBER 381877-S2 (UU-52-AF) SCREW - HEX HD. 5/16-18 x 3/4 (2) REQ'D. ATT. BRKT. & INSUL. ASSY. TO OUTLET PIPE	
3	OUTLET PIPE	D0AZ-5255-K
5	BRACKET & INSULATOR ASSY.	D0AZ-5260-B
	★ 40980-S2 SCREW - HEX HD. 3/8-16 x 1 (2) REQ'D. ATT. BRKT. & INSUL. ASSY. TO FRAME	
C	CLAMP ▲	D1AZ-5A231-C

Original equipment muffler and outlet pipe are a welded assembly. To service this assembly you must replace it with both parts (muffler and outlet pipe) used together.

Consolidated muffler and outlet pipe must be used together as a matched pair. They will not mate with original service components.

ORIGINAL SERVICE SYSTEM (REPLACED BY CONSOLIDATED SYSTEM ABOVE)

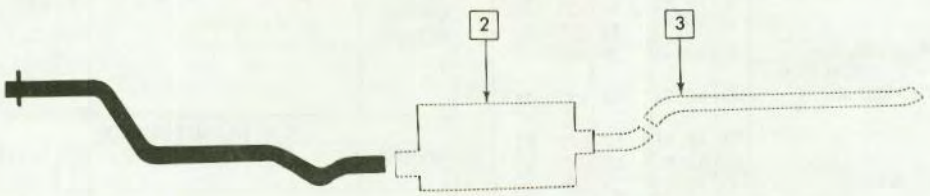

	ITEM	PART NUMBER
2	MUFFLER	★ D0AZ-5230-F
3	OUTLET PIPE	★ D1AZ-5255-C

E-F-85

▲ Use D1AZ 5A231-C in U.S. only; use C000 5253-E in Canada

HALPERT_AUCTIONS

1971 FORD—8 CYL. 302-2B SEDAN & HARDTOP

CONSOLIDATED SERVICE REPLACEMENT (REPLACES ORIGINAL SERVICE SYSTEM BELOW)

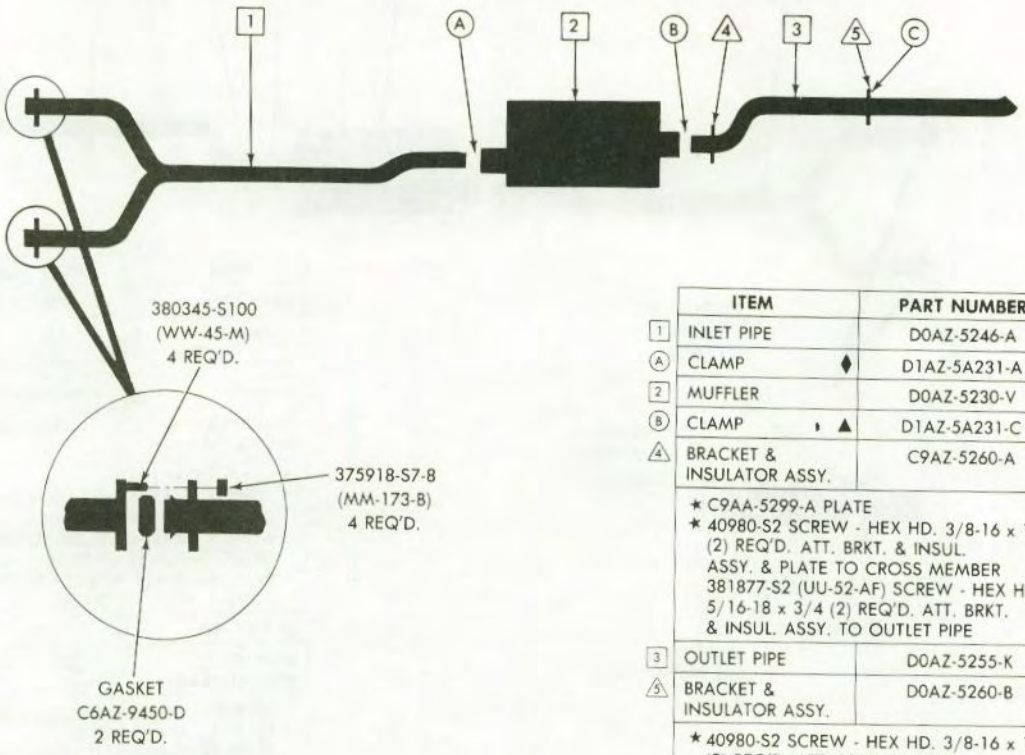

	ITEM	PART NUMBER
1	INLET PIPE	D0AZ-5246-A
A	CLAMP ♦	D1AZ-5A231-A
2	MUFFLER	D0AZ-5230-V
B	CLAMP ▲	D1AZ-5A231-C
4	BRACKET & INSULATOR ASSY.	C9AZ-5260-A
	★ C9AA-5299-A PLATE ★ 40980-S2 SCREW - HEX HD. 3/8-16 x 1 (2) REQ'D. ATT. BRKT. & INSUL. ASSY. & PLATE TO CROSS MEMBER 381877-S2 (UU-52-AF) SCREW - HEX HD. 5/16-18 x 3/4 (2) REQ'D. ATT. BRKT. & INSUL. ASSY. TO OUTLET PIPE	
3	OUTLET PIPE	D0AZ-5255-K
5	BRACKET & INSULATOR ASSY.	D0AZ-5260-B
	★ 40980-S2 SCREW - HEX HD. 3/8-16 x 1 (2) REQ'D. ATT. BRKT. & INSUL. ASSY. TO FRAME	
C	CLAMP ▲	D1AZ-5A231-C

Original equipment muffler and outlet pipe are a welded assembly. To service this assembly you must replace it with both parts (muffler and outlet pipe) used together.

Consolidated muffler and outlet pipe must be used together as a matched pair. They will not mate with original service components.

ORIGINAL SERVICE SYSTEM (REPLACED BY CONSOLIDATED SYSTEM ABOVE)

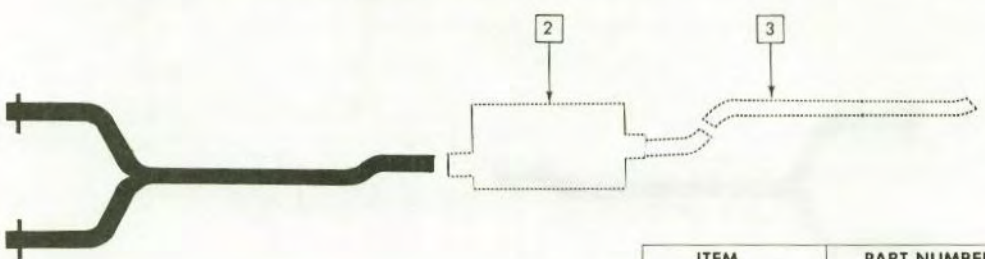

	ITEM	PART NUMBER
2	MUFFLER	★ D1AZ-5230-A
3	OUTLET PIPE	★ D1AZ-5255-C

E-F-86

♦ Use D1AZ 5A231-A in U.S. only; use C000 5253-F in Canada

▲ Use D1AZ 5A231-C in U.S. only; use C000 5253-E in Canada

COPYRIGHT © 1975 — FORD MOTOR COMPANY — DEARBORN, MICHIGAN

1971 FORD—8 CYL. 302-2B STATION WAGON

CONSOLIDATED SERVICE REPLACEMENT (REPLACES ORIGINAL SERVICE SYSTEM BELOW)

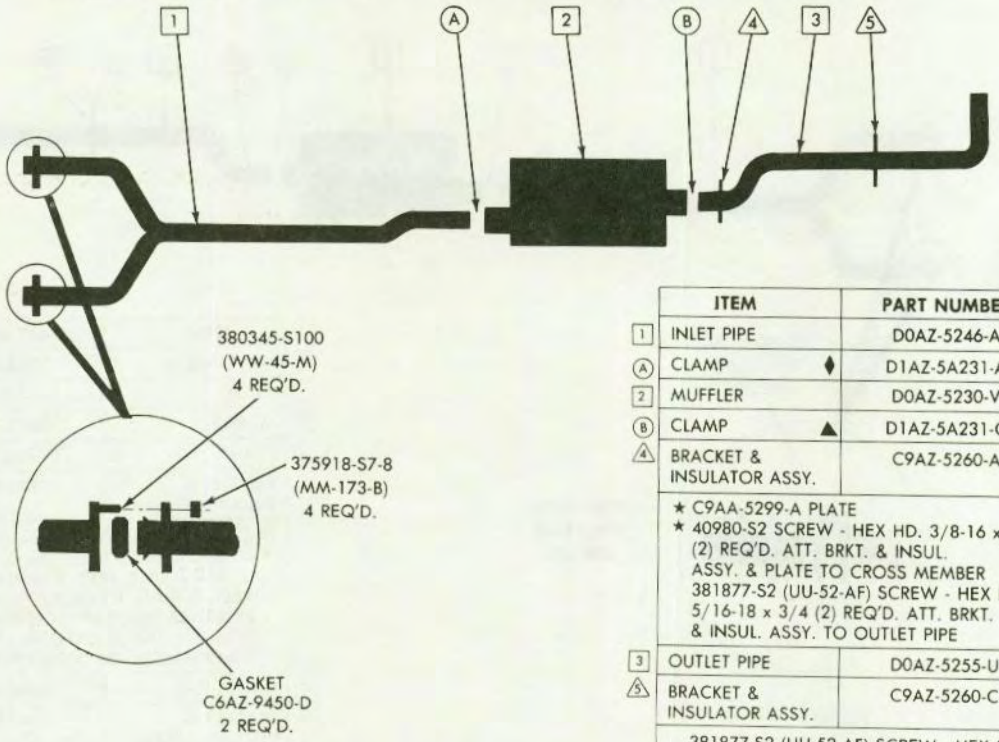

	ITEM	PART NUMBER
1	INLET PIPE	D0AZ-5246-A
A	CLAMP ♦	D1AZ-5A231-A
2	MUFFLER	D0AZ-5230-V
B	CLAMP ▲	D1AZ-5A231-C
4	BRACKET & INSULATOR ASSY.	C9AZ-5260-A
	★ C9AA-5299-A PLATE ★ 40980-S2 SCREW - HEX HD. 3/8-16 x 1 (2) REQ'D. ATT. BRKT. & INSUL. ASSY. & PLATE TO CROSS MEMBER 381877-S2 (UU-52-AF) SCREW - HEX HD. 5/16-18 x 3/4 (2) REQ'D. ATT. BRKT. & INSUL. ASSY. TO OUTLET PIPE	
3	OUTLET PIPE	D0AZ-5255-U
5	BRACKET & INSULATOR ASSY.	C9AZ-5260-C
	381877-S2 (UU-52-AF) SCREW - HEX HD. 5/16-18 x 3/4 (2) REQ'D. 33770-S4 (M-89-K) NUT - HEX 5/16 (2) REQ'D. 56320-S4 (B-318-GD) SCREW - HEX HD. 5/16-18 x 7/8 (2) REQ'D. ATT. BRKT. & INSUL. ASSY. TO FRAME & OUTLET PIPE	

Original equipment muffler and outlet pipe are a welded assembly. To service this assembly you must replace it with both parts (muffler and outlet pipe) used together.

Consolidated muffler and outlet pipe must be used together as a matched pair. They will not mate with original service components.

ORIGINAL SERVICE SYSTEM (REPLACED BY CONSOLIDATED SYSTEM ABOVE)

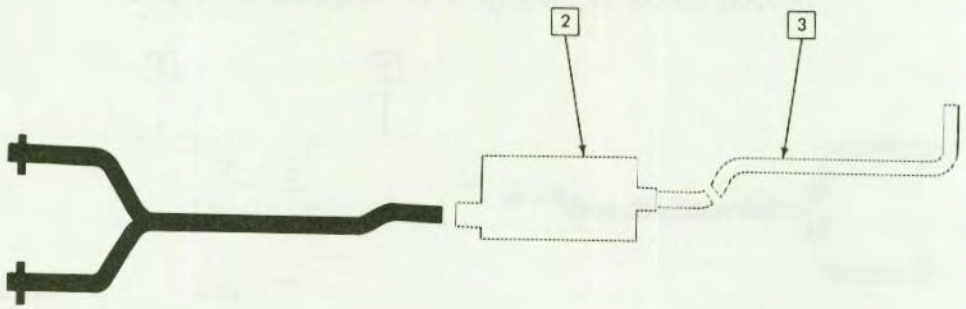

	ITEM	PART NUMBER
2	MUFFLER	★ D1AZ-5230-A
3	OUTLET PIPE	★ D1AZ-5255-C

E-F-87

♦ Use D1AZ 5A231-A in U.S. only; use C000 5253-F in Canada

▲ Use D1AZ 5A231-C in U.S. only; use C000 5253-E in Canada

HALPERT_AUCTIONS

1971 FORD—8 CYL. 351-2B SEDAN, HARDTOP & CONVERTIBLE

CONSOLIDATED SERVICE REPLACEMENT (REPLACES ORIGINAL SERVICE SYSTEM BELOW)

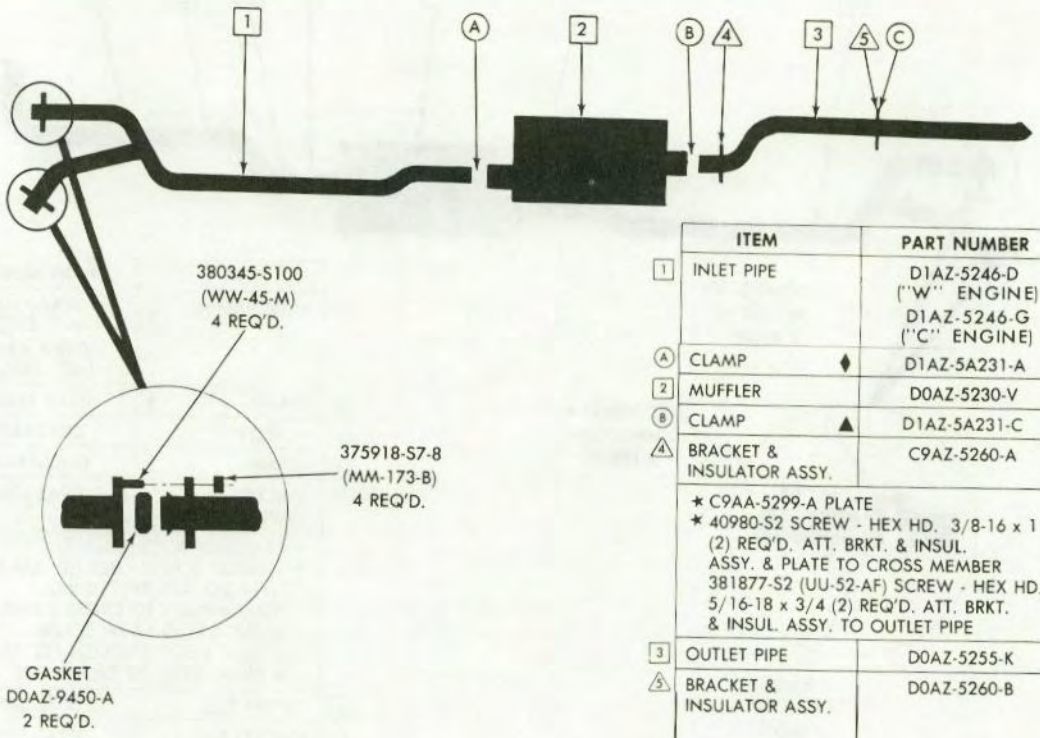

	ITEM	PART NUMBER
1	INLET PIPE	D1AZ-5246-D ("W" ENGINE) D1AZ-5246-G ("C" ENGINE)
A	CLAMP ♦	D1AZ-5A231-A
2	MUFFLER	D0AZ-5230-V
B	CLAMP ▲	D1AZ-5A231-C
4	BRACKET & INSULATOR ASSY.	C9AZ-5260-A
	★ C9AA-5299-A PLATE ★ 40980-S2 SCREW - HEX HD. 3/8-16 x 1 (2) REQ'D. ATT. BRKT. & INSUL. ASSY. & PLATE TO CROSS MEMBER 381877-S2 (UU-52-AF) SCREW - HEX HD. 5/16-18 x 3/4 (2) REQ'D. ATT. BRKT. & INSUL. ASSY. TO OUTLET PIPE	
3	OUTLET PIPE	D0AZ-5255-K
5	BRACKET & INSULATOR ASSY.	D0AZ-5260-B
	★ 40980-S2 SCREW - HEX HD. 3/8-16 x 1 (2) REQ'D. ATT. BRKT. & INSUL. ASSY. TO FRAME	
C	CLAMP ▲	D1AZ-5A231-C

Original equipment muffler and outlet pipe are a welded assembly. To service this assembly you must replace it with both parts (muffler and outlet pipe) used together.

Consolidated muffler and outlet pipe must be used together as a matched pair. They will not mate with original service components.

ORIGINAL SERVICE SYSTEM (REPLACED BY CONSOLIDATED SYSTEM ABOVE)

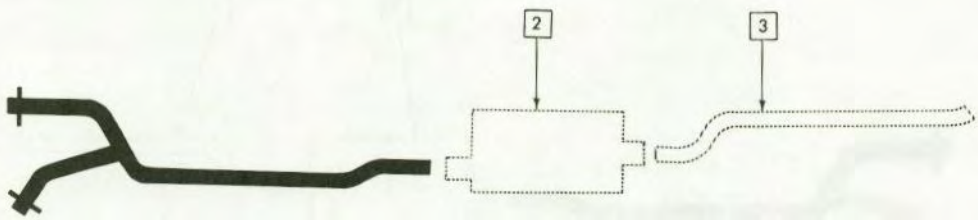

	ITEM	PART NUMBER
2	MUFFLER	★ D1AZ-5230-A
3	OUTLET PIPE	★ D1AZ-5255-C

E-F-88

♦ Use D1AZ 5A231-A in U.S. only; use C000 5253-F in Canada

▲ Use D1AZ 5A231-C in U.S. only; use C000 5253-E in Canada

COPYRIGHT © 1975 — FORD MOTOR COMPANY — DEARBORN, MICHIGAN

HALPERT_AUCTIONS

1971 FORD—8 CYL. 351-2B STATION WAGON

CONSOLIDATED SERVICE REPLACEMENT (REPLACES ORIGINAL SERVICE SYSTEM BELOW)

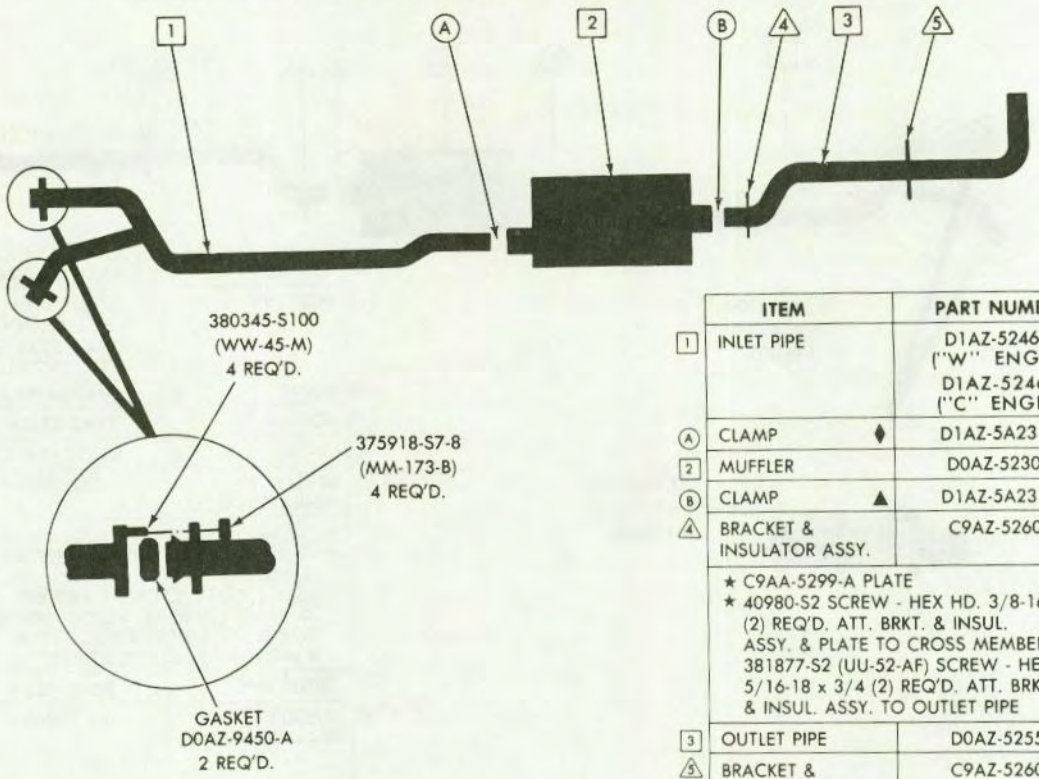

	ITEM	PART NUMBER
1	INLET PIPE	D1AZ-5246-D ("W" ENGINE) D1AZ-5246-G ("C" ENGINE)
A	CLAMP ♦	D1AZ-5A231-A
2	MUFFLER	D0AZ-5230-V
B	CLAMP ▲	D1AZ-5A231-C
4	BRACKET & INSULATOR ASSY.	C9AZ-5260-A
	★ C9AA-5299-A PLATE ★ 40980-S2 SCREW - HEX HD. 3/8-16 x 1 (2) REQ'D. ATT. BRKT. & INSUL. ASSY. & PLATE TO CROSS MEMBER 381877-S2 (UU-52-AF) SCREW - HEX HD. 5/16-18 x 3/4 (2) REQ'D. ATT. BRKT. & INSUL. ASSY. TO OUTLET PIPE	
3	OUTLET PIPE	D0AZ-5255-U
5	BRACKET & INSULATOR ASSY.	C9AZ-5260-C
	381877-S2 (UU-52-AF) SCREW - HEX HD. 5/16-18 x 3/4 (2) REQ'D. 33770-S4 (M-89-K) NUT - HEX 5/16 (2) REQ'D. 56320-S4 (B-318-GD) SCREW - HEX HD. 5/16-18 x 7/8 (2) REQ'D. ATT. BRKT. & INSUL. ASSY. TO FRAME & OUTLET PIPE	

Original equipment muffler and outlet pipe are a welded assembly. To service this assembly you must replace it with both parts (muffler and outlet pipe) used together.

Consolidated muffler and outlet pipe must be used together as a matched pair. They will not mate with original service components.

ORIGINAL SERVICE SYSTEM (REPLACED BY CONSOLIDATED SYSTEM ABOVE)

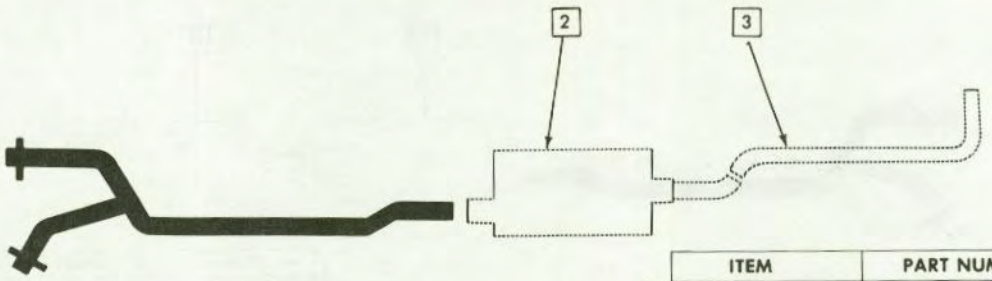

	ITEM	PART NUMBER
2	MUFFLER	★ D1AZ-5230-A
3	OUTLET PIPE	★ D1AZ-5255-C (BEFORE 12/15/70) ★ D0AZ-5255-F (FROM 12/15/70)

E-F-89

♦ Use D1AZ 5A231-A in U.S. only; use C000 5253-F in Canada

▲ Use D1AZ 5A231-C in U.S. only; use C000 5253-E in Canada

HALPERT_AUCTIONS

1971 FORD—8 CYL. 390-2B SEDAN, HARDTOP & CONVERTIBLE

CONSOLIDATED SERVICE REPLACEMENT (REPLACES ORIGINAL SERVICE SYSTEM BELOW)

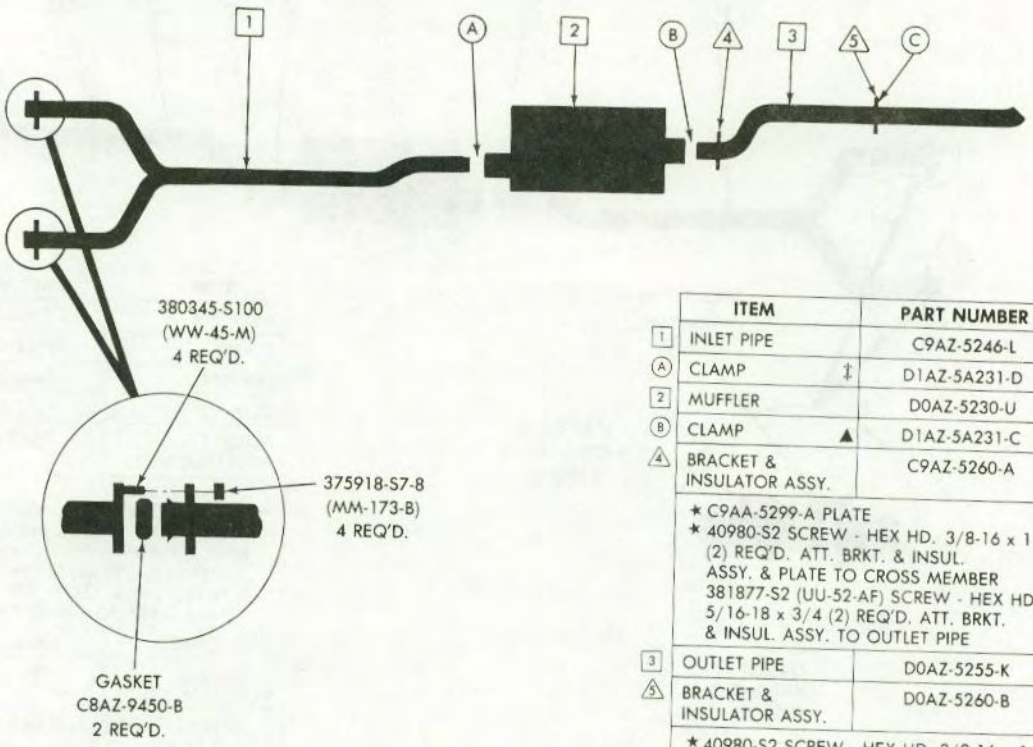

	ITEM	PART NUMBER
1	INLET PIPE	C9AZ-5246-L
A	CLAMP ‡	D1AZ-5A231-D
2	MUFFLER	D0AZ-5230-U
B	CLAMP ▲	D1AZ-5A231-C
4	BRACKET & INSULATOR ASSY.	C9AZ-5260-A
	★ C9AA-5299-A PLATE ★ 40980-S2 SCREW - HEX HD. 3/8-16 x 1 (2) REQ'D. ATT. BRKT. & INSUL. ASSY. & PLATE TO CROSS MEMBER 381877-S2 (UU-52-AF) SCREW - HEX HD. 5/16-18 x 3/4 (2) REQ'D. ATT. BRKT. & INSUL. ASSY. TO OUTLET PIPE	
3	OUTLET PIPE	D0AZ-5255-K
5	BRACKET & INSULATOR ASSY.	D0AZ-5260-B
	★ 40980-S2 SCREW - HEX HD. 3/8-16 x 1 (2) REQ'D. ATT. BRKT. & INSUL. ASSY. TO FRAME	
C	CLAMP ▲	D1AZ-5A231-C

Original equipment muffler and outlet pipe are a welded assembly. To service this assembly you must replace it with both parts (muffler and outlet pipe) used together.

Consolidated muffler and outlet pipe must be used together as a matched pair. They will not mate with original service components.

ORIGINAL SERVICE SYSTEM (REPLACED BY CONSOLIDATED SYSTEM ABOVE)

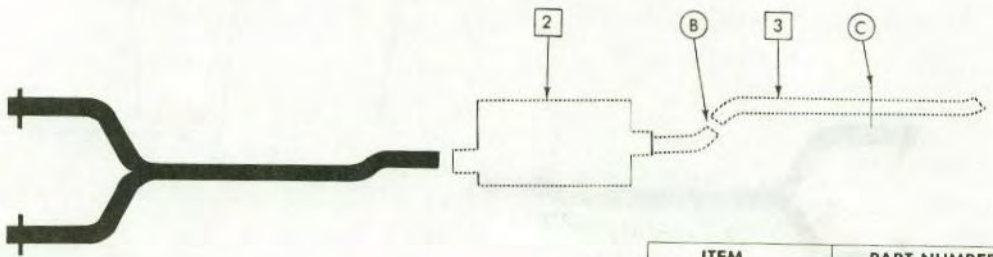

	ITEM	PART NUMBER
2	MUFFLER	★ D0AZ-5230-K
B	CLAMP ♦	D1AZ-5A231-A
3	OUTLET PIPE	D1AZ-5255-B
C	CLAMP ♦	D1AZ-5A231-A

E-F-90

‡ Use D1AZ 5A231-D in U.S. only; use C000 5253-G in Canada
▲ Use D1AZ 5A231-C in U.S. only; use C000 5253-E in Canada
♦ Use D1AZ 5A231-A in U.S. only; use C000 5253-F in Canada

COPYRIGHT © 1975 — FORD MOTOR COMPANY — DEARBORN, MICHIGAN
FINAL ISSUE

HALPERT_AUCTIONS

1971 FORD—8 CYL. 390-2B STATION WAGON

CONSOLIDATED SERVICE REPLACEMENT (REPLACES ORIGINAL SERVICE SYSTEM BELOW)

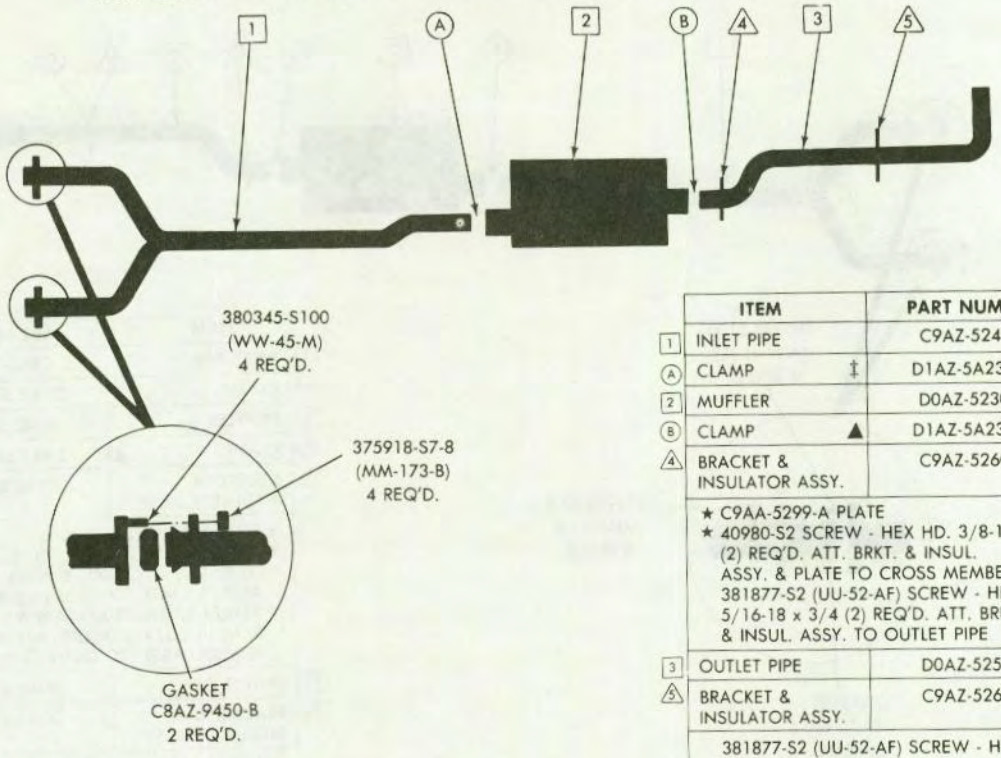

	ITEM	PART NUMBER
1	INLET PIPE	C9AZ-5246-L
A	CLAMP ‡	D1AZ-5A231-D
2	MUFFLER	D0AZ-5230-U
B	CLAMP ▲	D1AZ-5A231-C
4	BRACKET & INSULATOR ASSY.	C9AZ-5260-A
	★ C9AA-5299-A PLATE ★ 40980-S2 SCREW - HEX HD. 3/8-16 x 1 (2) REQ'D. ATT. BRKT. & INSUL. ASSY. & PLATE TO CROSS MEMBER 381877-S2 (UU-52-AF) SCREW - HEX HD. 5/16-18 x 3/4 (2) REQ'D. ATT. BRKT. & INSUL. ASSY. TO OUTLET PIPE	
3	OUTLET PIPE	D0AZ-5255-U
5	BRACKET & INSULATOR ASSY.	C9AZ-5260-C
	381877-S2 (UU-52-AF) SCREW - HEX HD. 5/16-18 x 3/4 (2) REQ'D. 33770-S4 (M-89-K) NUT - HEX 5/16 (2) REQ'D. 56320-S4 (B-318-GD) SCREW - HEX HD. 5/16-18 x 7/8 (2) REQ'D. ATT. BRKT. & INSUL. ASSY. TO FRAME & OUTLET PIPE	

Original equipment muffler and outlet pipe are a welded assembly. To service this assembly you must replace it with both parts (muffler and outlet pipe) used together.

Consolidated muffler and outlet pipe must be used together as a matched pair. They will not mate with original service components.

ORIGINAL SERVICE SYSTEM (REPLACED BY CONSOLIDATED SYSTEM ABOVE)

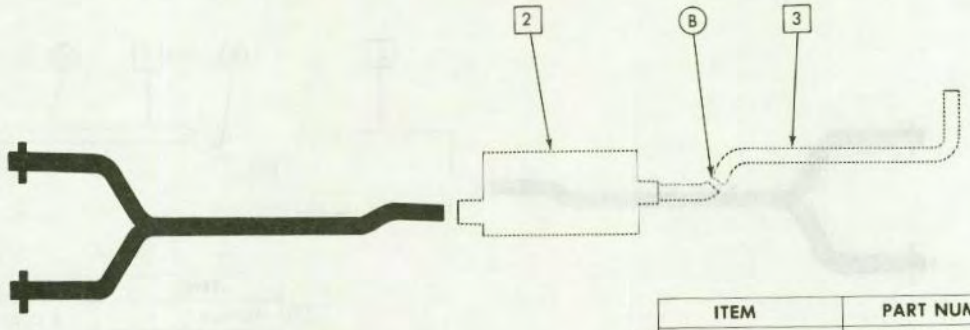

	ITEM	PART NUMBER
2	MUFFLER	★ D0AZ-5230-L
B	CLAMP ♦	D1AZ-5A231-A
3	OUTLET PIPE	★ D0AZ-5255-G

E-F-91

‡ Use D1AZ 5A231-D in U.S. only; use C000 5253-G in Canada
▲ Use D1AZ 5A231-C in U.S. only; use C000 5253-E in Canada
♦ Use D1AZ 5A231-A in U.S. only; use C000 5253-F in Canada

HALPERT_AUCTIONS

1971 FORD—8 CYL. 400-2B SEDAN, HARDTOP & CONVERTIBLE

CONSOLIDATED SERVICE REPLACEMENT (REPLACES ORIGINAL SERVICE SYSTEM BELOW)

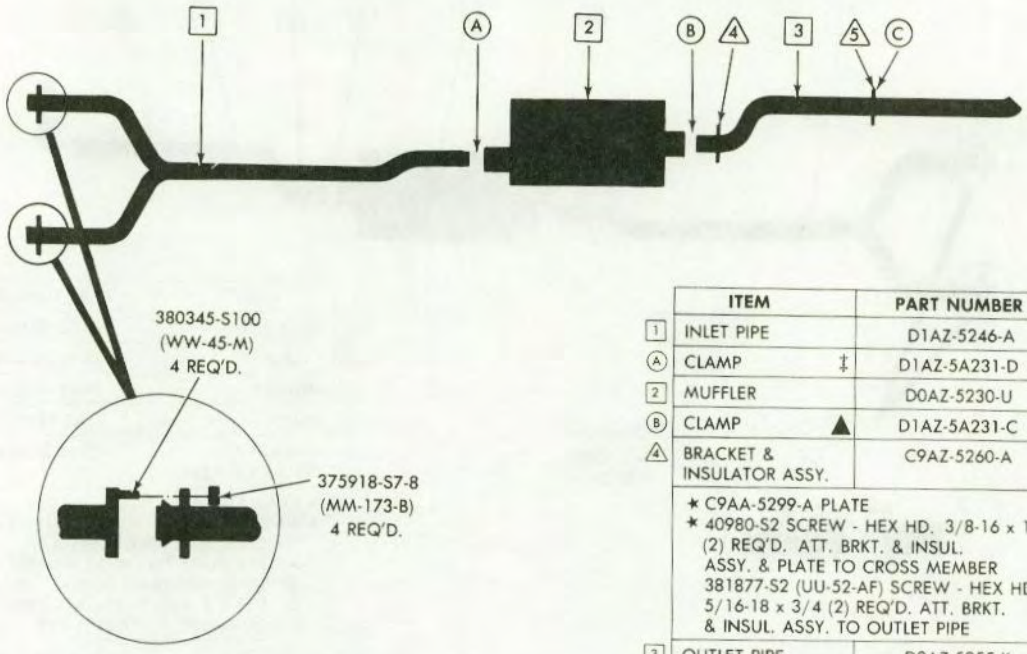

	ITEM	PART NUMBER
1	INLET PIPE	D1AZ-5246-A
A	CLAMP ‡	D1AZ-5A231-D
2	MUFFLER	D0AZ-5230-U
B	CLAMP ▲	D1AZ-5A231-C
4	BRACKET & INSULATOR ASSY.	C9AZ-5260-A
	★ C9AA-5299-A PLATE ★ 40980-S2 SCREW - HEX HD. 3/8-16 x 1 (2) REQ'D. ATT. BRKT. & INSUL. ASSY. & PLATE TO CROSS MEMBER 381877-S2 (UU-52-AF) SCREW - HEX HD. 5/16-18 x 3/4 (2) REQ'D. ATT. BRKT. & INSUL. ASSY. TO OUTLET PIPE	
3	OUTLET PIPE	D0AZ-5255-K
5	BRACKET & INSULATOR ASSY.	D0AZ-5260-B
	★ 40980-S2 SCREW - HEX HD. 3/8-16 x 1 (2) REQ'D. ATT. BRKT. & INSUL. ASSY. TO FRAME	
C	CLAMP ▲	D1AZ-5A231-C

Original equipment muffler and outlet pipe are a welded assembly. To service this assembly you must replace it with both parts (muffler and outlet pipe) used together.

Consolidated muffler and outlet pipe must be used together as a matched pair. They will not mate with original service components.

ORIGINAL SERVICE SYSTEM (REPLACED BY CONSOLIDATED SYSTEM ABOVE)

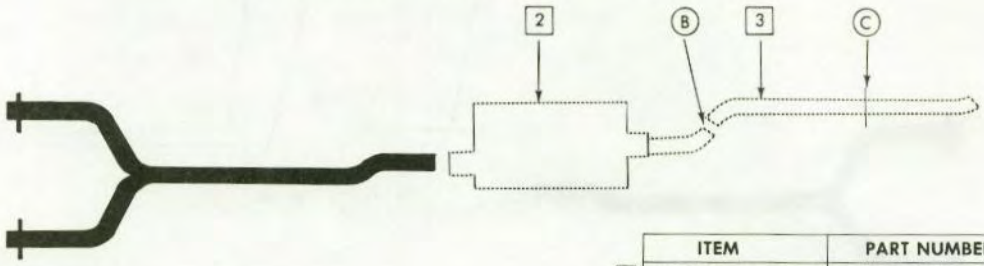

	ITEM	PART NUMBER
2	MUFFLER	★ D1AZ-5230-B
B	CLAMP ♦	D1AZ-5A231-A
3	OUTLET PIPE	D1AZ-5255-B
C	CLAMP ♦	D1AZ-5A231-A

E-F-92

‡ Use D1AZ 5A231-D in U.S. only; use C000 5253-G in Canada
▲ Use D1AZ 5A231-C in U.S. only; use C000 5253-E in Canada
♦ Use D1AZ 5A231-A in U.S. only; use C000 5253-F in Canada

COPYRIGHT © 1975 — FORD MOTOR COMPANY — DEARBORN, MICHIGAN

HALPERT_AUCTIONS

1971 FORD—8 CYL. 400-2B STATION WAGON

CONSOLIDATED SERVICE REPLACEMENT (REPLACES ORIGINAL SERVICE SYSTEM BELOW)

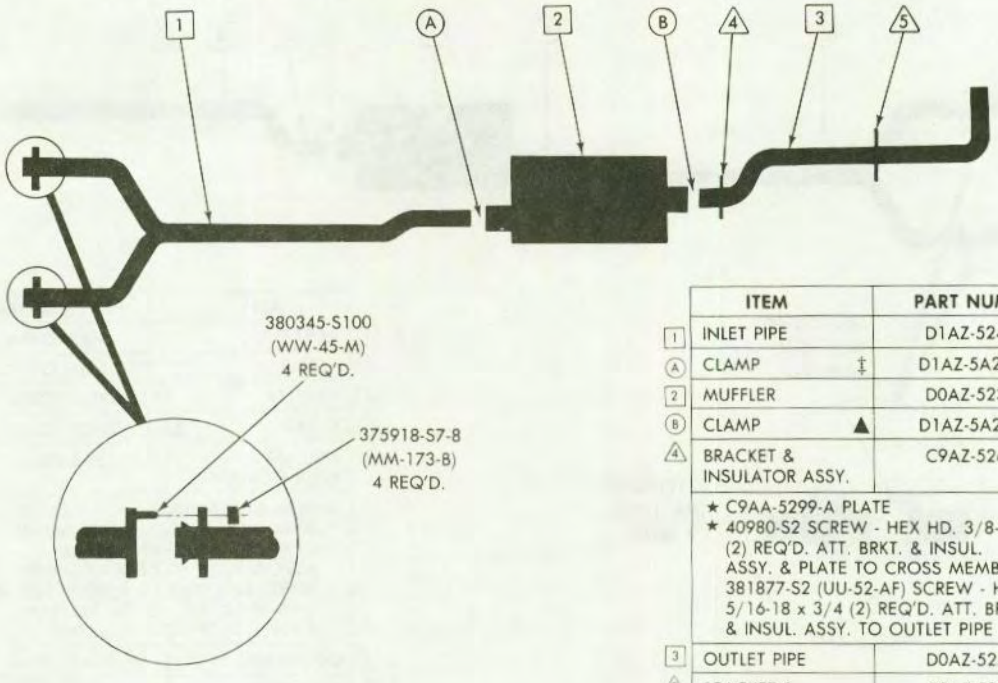

	ITEM	PART NUMBER
1	INLET PIPE	D1AZ-5246-A
A	CLAMP ‡	D1AZ-5A231-D
2	MUFFLER	D0AZ-5230-U
B	CLAMP ▲	D1AZ-5A231-C
4	BRACKET & INSULATOR ASSY.	C9AZ-5260-A
	★ C9AA-5299-A PLATE ★ 40980-S2 SCREW - HEX HD. 3/8-16 x 1 (2) REQ'D. ATT. BRKT. & INSUL. ASSY. & PLATE TO CROSS MEMBER 381877-S2 (UU-52-AF) SCREW - HEX HD. 5/16-18 x 3/4 (2) REQ'D. ATT. BRKT. & INSUL. ASSY. TO OUTLET PIPE	
3	OUTLET PIPE	D0AZ-5255-U
5	BRACKET & INSULATOR ASSY.	C9AZ-5260-C
	381877-S2 (UU-52-AF) SCREW - HEX HD. 5/16-18 x 3/4 (2) REQ'D. 33770-S4 (M-89-K) NUT - HEX 5/16 (2) REQ'D. 56320-S4 (B-318-GD) SCREW - HEX HD. 5/16-18 x 7/8 (2) REQ'D. ATT. BRKT. & INSUL. ASSY. TO FRAME & OUTLET PIPE	

Original equipment muffler and outlet pipe are a welded assembly. To service this assembly you must replace it with both parts (muffler and outlet pipe) used together.

Consolidated muffler and outlet pipe must be used together as a matched pair. They will not mate with original service components.

ORIGINAL SERVICE SYSTEM (REPLACED BY CONSOLIDATED SYSTEM ABOVE)

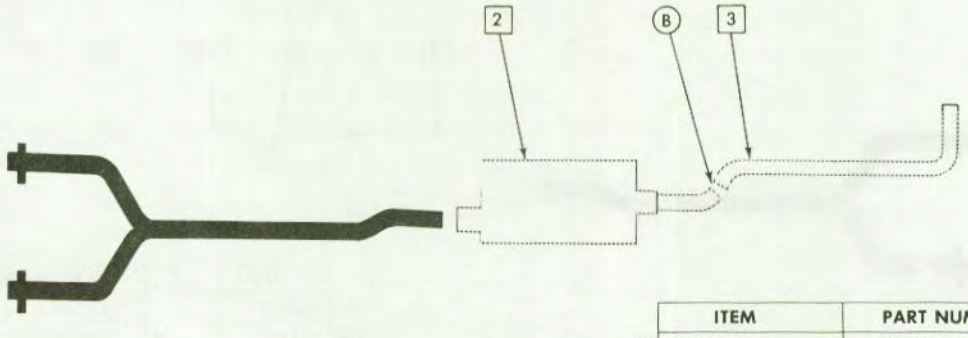

	ITEM	PART NUMBER
2	MUFFLER	★D0AZ-5230-L
B	CLAMP ♦	D1AZ-5A231-A
3	OUTLET PIPE	★D0AZ-5255-G

E-F-93

‡ Use D1AZ 5A231-D in U.S. only; use C000 5253-G in Canada
▲ Use D1AZ 5A231-C in U.S. only; use C000 5253-E in Canada
♦ Use D1AZ 5A231-A in U.S. only; use C000 5253-F in Canada

HALPERT_AUCTIONS

1971 FORD—8 CYL. 429-2B & 429-4B SEDAN, HARDTOP & CONVERTIBLE (EXCEPT POLICE)

CONSOLIDATED SERVICE REPLACEMENT (REPLACES ORIGINAL SERVICE SYSTEM BELOW)

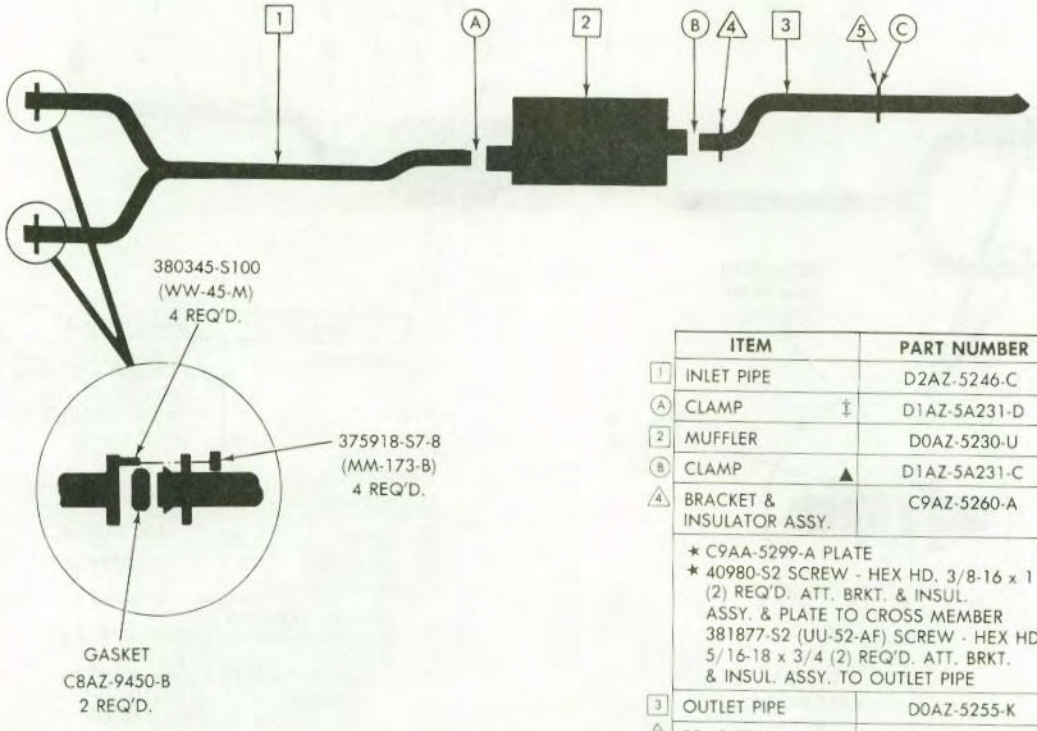

	ITEM	PART NUMBER
1	INLET PIPE	D2AZ-5246-C
A	CLAMP ‡	D1AZ-5A231-D
2	MUFFLER	D0AZ-5230-U
B	CLAMP ▲	D1AZ-5A231-C
4	BRACKET & INSULATOR ASSY.	C9AZ-5260-A
	★ C9AA-5299-A PLATE ★ 40980-S2 SCREW - HEX HD. 3/8-16 x 1 (2) REQ'D. ATT. BRKT. & INSUL. ASSY. & PLATE TO CROSS MEMBER 381877-S2 (UU-52-AF) SCREW - HEX HD. 5/16-18 x 3/4 (2) REQ'D. ATT. BRKT. & INSUL. ASSY. TO OUTLET PIPE	
3	OUTLET PIPE	D0AZ-5255-K
5	BRACKET & INSULATOR ASSY.	D0AZ-5260-B
	★ 40980-S2 SCREW - HEX HD. 3/8-16 x 1 (2) REQ'D. ATT. BRKT. & INSUL. ASSY. TO FRAME	
C	CLAMP ▲	D1AZ-5A231-C

Original equipment muffler and outlet pipe are a welded assembly. To service this assembly you must replace it with both parts (muffler and outlet pipe) used together.

Consolidated muffler and outlet pipe must be used together as a matched pair. They will not mate with original service components.

ORIGINAL SERVICE SYSTEM (REPLACED BY CONSOLIDATED SYSTEM ABOVE)

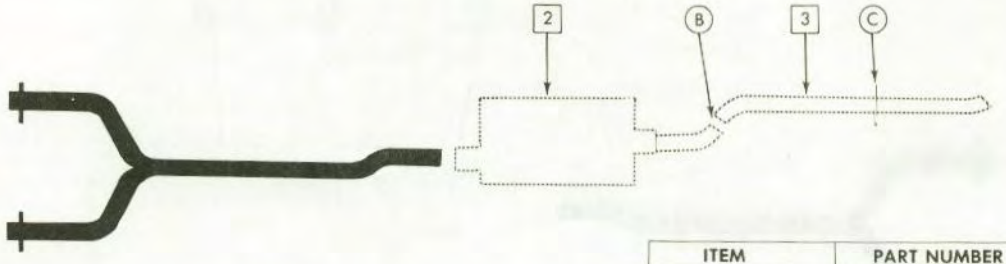

	ITEM	PART NUMBER
2	MUFFLER	★ D0AZ-5230-K
B	CLAMP ♦	D1AZ-5A231-A
3	OUTLET PIPE	D1AZ-5255-B
C	CLAMP ♦	D1AZ-5A231-A

E-F-94

‡ Use D1AZ 5A231-D in U.S. only; use C000 5253-G in Canada
▲ Use D1AZ 5A231-C in U.S. only; use C000 5253-E in Canada
♦ Use D1AZ 5A231-A in U.S. only; use C000 5253-F in Canada

COPYRIGHT © 1975 — FORD MOTOR COMPANY — DEARBORN, MICHIGAN

1971 FORD—8 CYL. 429-2B & 429-4B STATION WAGON (INCLUDES POLICE)

CONSOLIDATED SERVICE REPLACEMENT (REPLACES ORIGINAL SERVICE SYSTEM BELOW)

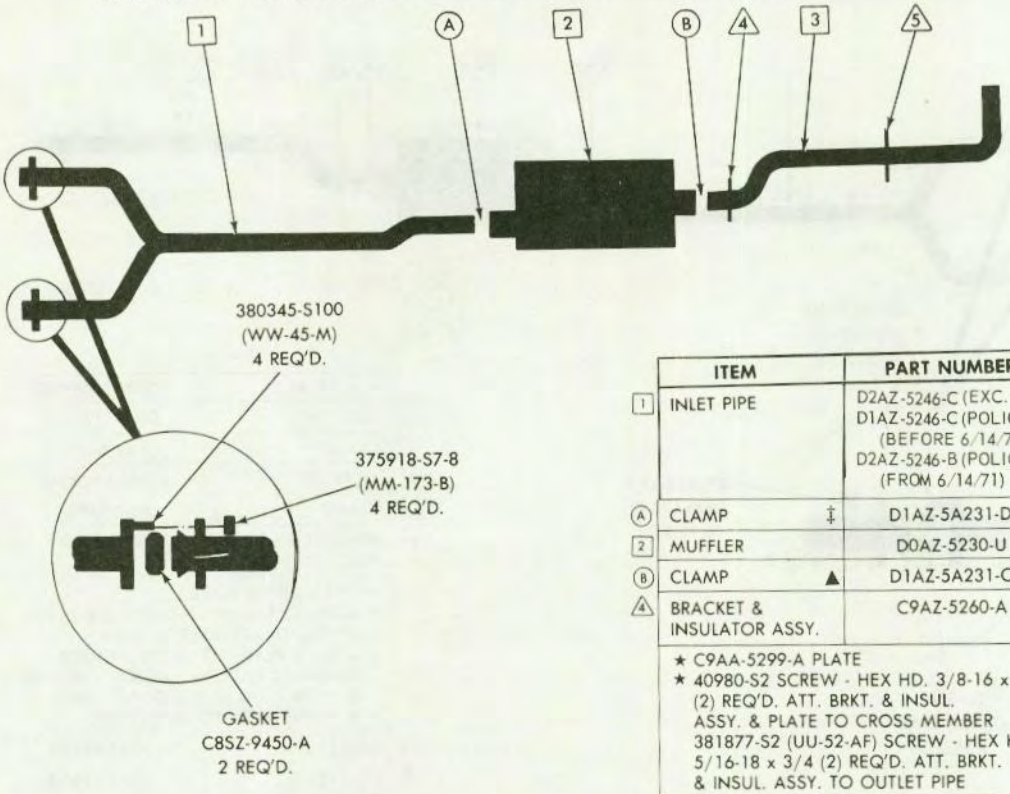

	ITEM	PART NUMBER
1	INLET PIPE	D2AZ-5246-C (EXC. POLICE) D1AZ-5246-C (POLICE ONLY) (BEFORE 6/14/71) D2AZ-5246-B (POLICE ONLY) (FROM 6/14/71)
A	CLAMP ‡	D1AZ-5A231-D
2	MUFFLER	D0AZ-5230-U
B	CLAMP ▲	D1AZ-5A231-C
4	BRACKET & INSULATOR ASSY.	C9AZ-5260-A
	★ C9AA-5299-A PLATE ★ 40980-S2 SCREW - HEX HD. 3/8-16 x 1 (2) REQ'D. ATT. BRKT. & INSUL. ASSY. & PLATE TO CROSS MEMBER 381877-S2 (UU-52-AF) SCREW - HEX HD. 5/16-18 x 3/4 (2) REQ'D. ATT. BRKT. & INSUL. ASSY. TO OUTLET PIPE	
3	OUTLET PIPE	D0AZ-5255-V
5	BRACKET & INSULATOR ASSY.	C9AZ-5260-C
	381877-S2 (UU-52-AF) SCREW - HEX HD. 5/16-18 x 3/4 (2) REQ'D. 33770-S4 (M-89-K) NUT - HEX 5/16 (2) REQ'D. 56320-S4 (B-318-GD) SCREW - HEX HD. 5/16-18 x 7/8 (2) REQ'D. ATT. BRKT. & INSUL. ASSY. TO FRAME & OUTLET PIPE	

Original equipment muffler and outlet pipe are a welded assembly. To service this assembly you must replace it with both parts (muffler and outlet pipe) used together.

Consolidated muffler and outlet pipe must be used together as a matched pair. They will not mate with original service components.

ORIGINAL SERVICE SYSTEM (REPLACED BY CONSOLIDATED SYSTEM ABOVE)

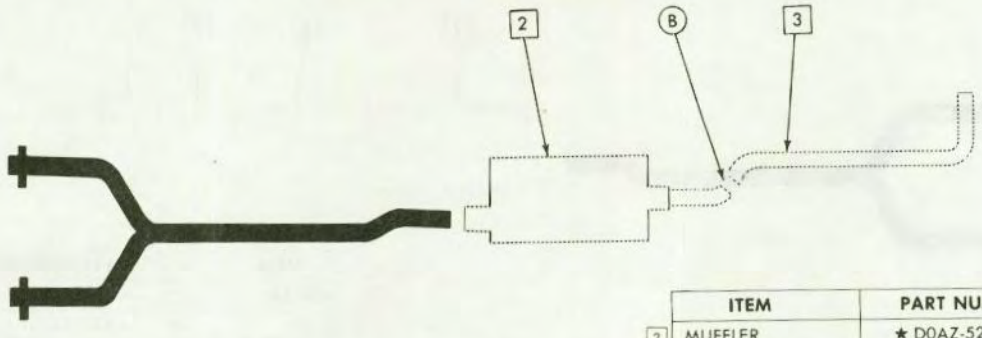

	ITEM	PART NUMBER
2	MUFFLER	★ D0AZ-5230-L
B	CLAMP ♦	D1AZ-5A231-A
3	OUTLET PIPE	★ D0AZ-5255-G

E-F-95

‡ Use D1AZ 5A231-D in U.S. only; use C000 5253-G in Canada
▲ Use D1AZ 5A231-C in U.S. only; use C000 5253-E in Canada
♦ Use D1AZ 5A231-A in U.S. only; use C000 5253-F in Canada

HALPERT_AUCTIONS

1971 FORD—8 CYL. 429-4B SEDAN (POLICE ONLY)

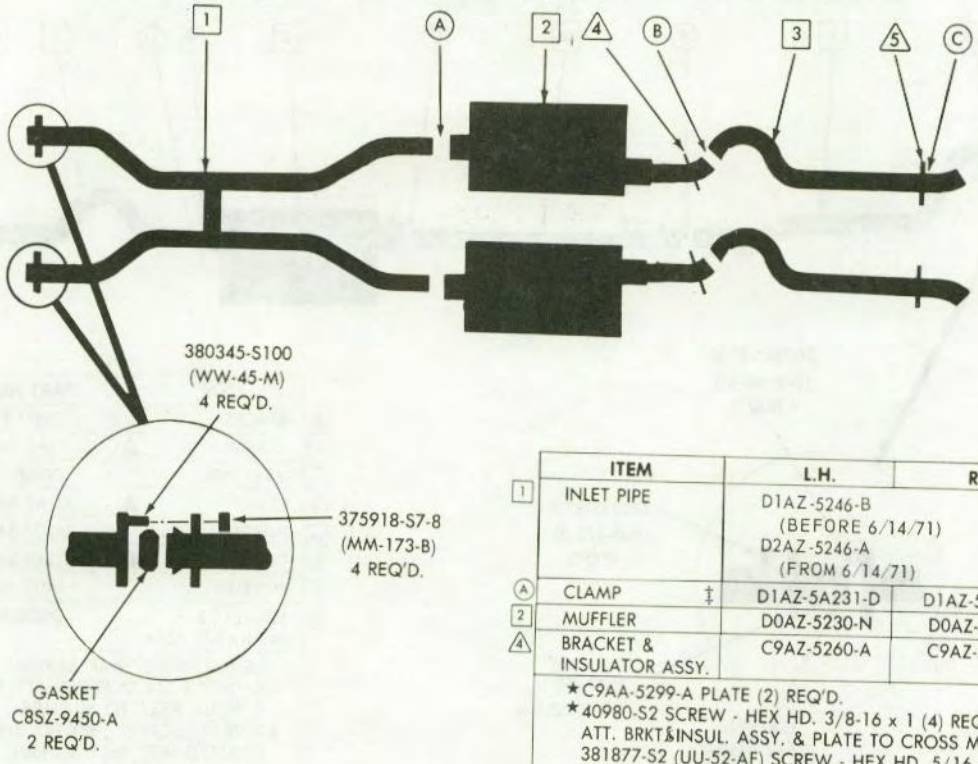

	ITEM	L.H.	R.H.
1	INLET PIPE	D1AZ-5246-B (BEFORE 6/14/71) D2AZ-5246-A (FROM 6/14/71)	
A	CLAMP ‡	D1AZ-5A231-D	D1AZ-5A231-D
2	MUFFLER	D0AZ-5230-N	D0AZ-5230-R
4	BRACKET & INSULATOR ASSY.	C9AZ-5260-A	C9AZ-5260-A
	★C9AA-5299-A PLATE (2) REQ'D. ★40980-S2 SCREW - HEX HD. 3/8-16 x 1 (4) REQ'D. ATT. BRKT&INSUL. ASSY. & PLATE TO CROSS MEMBER 381877-S2 (UU-52-AF) SCREW - HEX HD. 5/16-18 x 3/4 (4) REQ'D. ATT. BRKT. & INSUL. ASSY. TO OUTLET PIPE		
B	CLAMP ♦	D1AZ-5A231-A	D1AZ-5A231-A
3	OUTLET PIPE	D1AZ-5255-A	D1AZ-5255-B
5	BRACKET & INSULATOR ASSY.	D0AZ-5260-A	D0AZ-5260-B
	★40980-S2 SCREW - HEX HD. 3/8-16 x 1 (2) REQ'D. ATT. BRKT. TO FRAME		
C	CLAMP ♦	D1AZ-5A231-A	D1AZ-5A231-A

E-F-96

‡ Use D1AZ 5A231-D in U.S. only; use C000 5253-G in Canada

♦ Use D1AZ 5A231-A in U.S. only; use C000 5253-F in Canada

COPYRIGHT © 1975 — FORD MOTOR COMPANY — DEARBORN, MICHIGAN

HALPERT AUCTIONS

1971 TORINO—6 CYL. 250-1B SEDAN & HARDTOP (EXCEPT RANCHERO)

CONSOLIDATED SERVICE REPLACEMENT (REPLACES ORIGINAL SERVICE SYSTEM BELOW)

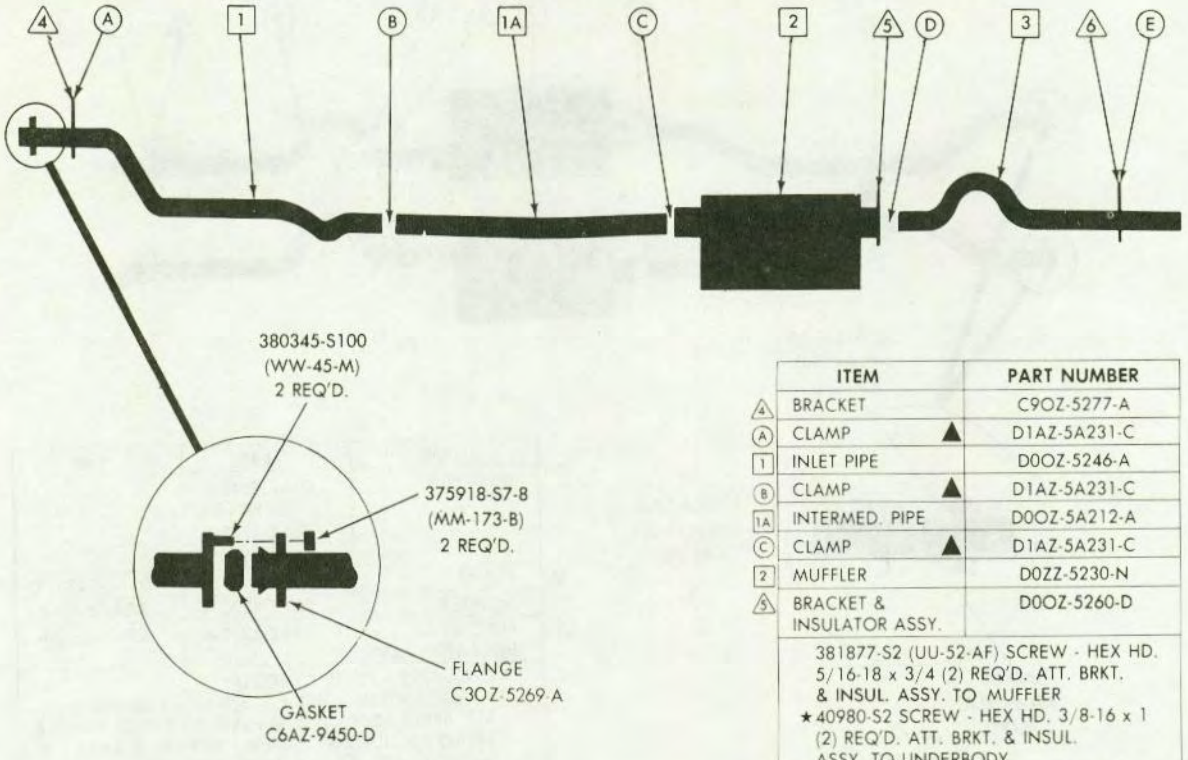

	ITEM	PART NUMBER
4	BRACKET	C9OZ-5277-A
A	CLAMP ▲	D1AZ-5A231-C
1	INLET PIPE	D0OZ-5246-A
B	CLAMP ▲	D1AZ-5A231-C
1A	INTERMED. PIPE	D0OZ-5A212-A
C	CLAMP ▲	D1AZ-5A231-C
2	MUFFLER	D0ZZ-5230-N
5	BRACKET & INSULATOR ASSY.	D0OZ-5260-D
	381877-S2 (UU-52-AF) SCREW - HEX HD. 5/16-18 x 3/4 (2) REQ'D. ATT. BRKT. & INSUL. ASSY. TO MUFFLER ★ 40980-S2 SCREW - HEX HD. 3/8-16 x 1 (2) REQ'D. ATT. BRKT. & INSUL. ASSY. TO UNDERBODY	
D	CLAMP ▲	D1AZ-5A231-C
3	OUTLET PIPE	D0OZ-5255-E
6	BRACKET & INSULATOR ASSY.	C8OZ-5260-A
	381877-S2 (UU-52-AF) SCREW - HEX HD. 5/16-18 x 3/4 (2) REQ'D. ATT. BRKT. & INSUL. ASSY. TO SIDE RAIL	
E	CLAMP ▲	D1AZ-5A231-C

Original equipment and original service muffler, intermediate pipe and outlet pipe are a welded assembly. To service this assembly you must replace it with all three parts (muffler, intermediate pipe and outlet pipe) used together.

ORIGINAL SERVICE SYSTEM (REPLACED BY CONSOLIDATED SYSTEM ABOVE)

	ITEM	PART NUMBER
2	MUFFLER	★ D0OZ-5230-S

E-C-64

▲ Use D1AZ 5A231-C in U.S. only; use C000 5253-E in Canada

1971 TORINO—6 CYL. 250-1B STATION WAGON & RANCHERO

CONSOLIDATED SERVICE REPLACEMENT (REPLACES ORIGINAL SERVICE SYSTEM BELOW)

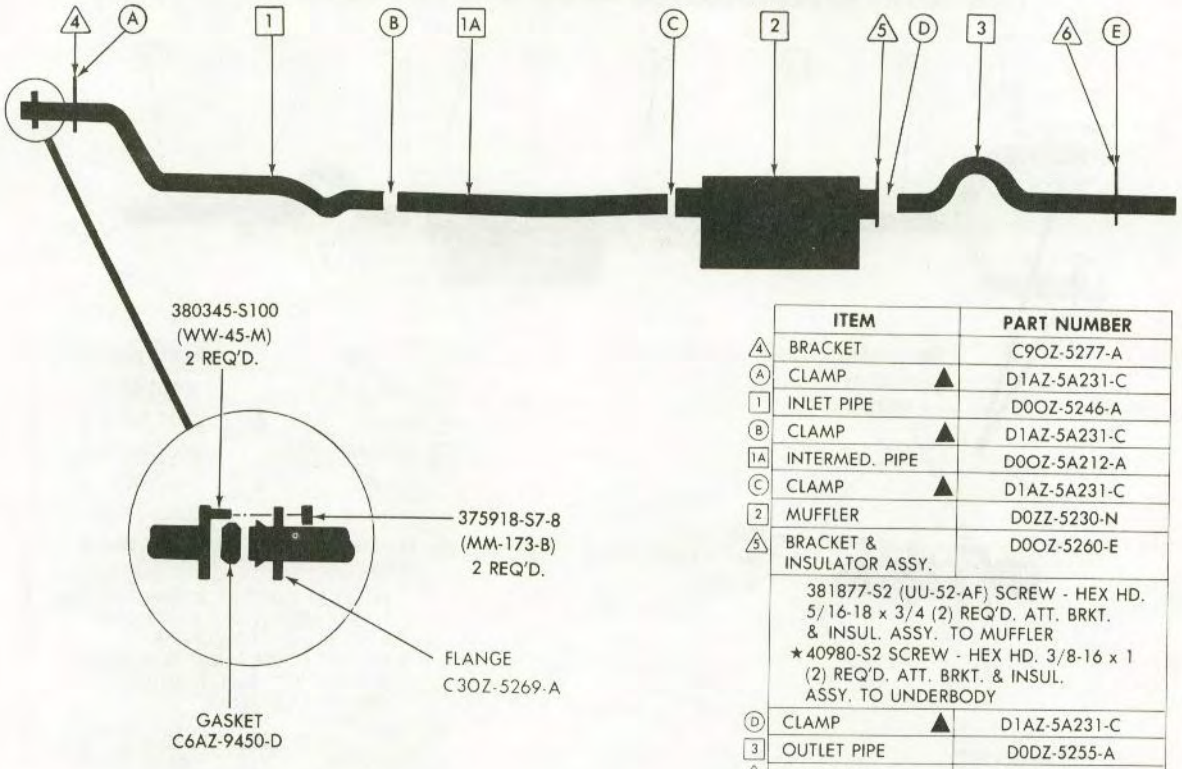

	ITEM	PART NUMBER
4	BRACKET	C9OZ-5277-A
A	CLAMP ▲	D1AZ-5A231-C
1	INLET PIPE	D0OZ-5246-A
B	CLAMP ▲	D1AZ-5A231-C
1A	INTERMED. PIPE	D0OZ-5A212-A
C	CLAMP ▲	D1AZ-5A231-C
2	MUFFLER	D0ZZ-5230-N
5	BRACKET & INSULATOR ASSY.	D0OZ-5260-E
	381877-S2 (UU-52-AF) SCREW - HEX HD. 5/16-18 x 3/4 (2) REQ'D. ATT. BRKT. & INSUL. ASSY. TO MUFFLER ★40980-S2 SCREW - HEX HD. 3/8-16 x 1 (2) REQ'D. ATT. BRKT. & INSUL. ASSY. TO UNDERBODY	
D	CLAMP ▲	D1AZ-5A231-C
3	OUTLET PIPE	D0DZ-5255-A
6	BRACKET & INSULATOR ASSY.	C7DZ-5260-B (RANCHERO) C7OZ-5260-D (STA. WAGON)
	381877-S2 (UU-52-AF) SCREW - HEX HD. 5/16-18 x 3/4 (2) REQ'D. ATT. BRKT. & INSUL. ASSY. TO SIDE RAIL	
E	CLAMP ▲	D1AZ-5A231-C

Original equipment and original service muffler, intermediate pipe and outlet pipe are a welded assembly. To service this assembly you must replace it with all three parts (muffler, intermediate pipe and outlet pipe) used together.

ORIGINAL SERVICE SYSTEM (REPLACED BY CONSOLIDATED SYSTEM ABOVE)

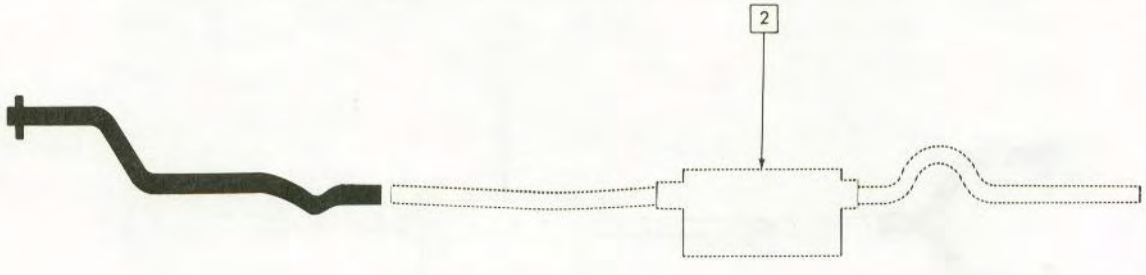

	ITEM	PART NUMBER
2	MUFFLER	★ D0OZ-5230-A

E-C-65

▲ Use D1AZ 5A231-C in U.S. only; use C000 5253-E in Canada

COPYRIGHT © 1975 — FORD MOTOR COMPANY — DEARBORN, MICHIGAN

HALPERT_AUCTIONS

1971 TORINO—8 CYL. 302-2B SEDAN, HARDTOP & CONVERTIBLE (EXCEPT RANCHERO)

CONSOLIDATED SERVICE REPLACEMENT (REPLACES ORIGINAL SERVICE SYSTEM BELOW)

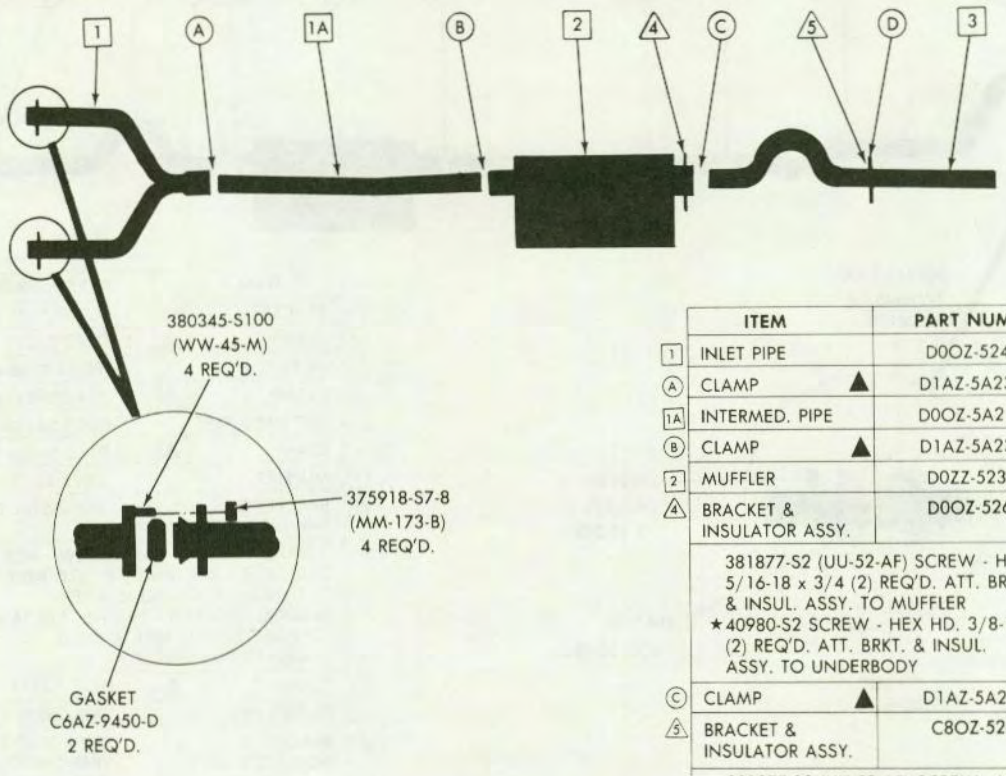

	ITEM	PART NUMBER
1	INLET PIPE	D0OZ-5246-B
A	CLAMP ▲	D1AZ-5A231-C
1A	INTERMED. PIPE	D0OZ-5A212-A
B	CLAMP ▲	D1AZ-5A231-C
2	MUFFLER	D0ZZ-5230-N
4	BRACKET & INSULATOR ASSY.	D0OZ-5260-D
	381877-S2 (UU-52-AF) SCREW - HEX HD. 5/16-18 x 3/4 (2) REQ'D. ATT. BRKT. & INSUL. ASSY. TO MUFFLER ★40980-S2 SCREW - HEX HD. 3/8-16 x 1 (2) REQ'D. ATT. BRKT. & INSUL. ASSY. TO UNDERBODY	
C	CLAMP ▲	D1AZ-5A231-C
5	BRACKET & INSULATOR ASSY.	C8OZ-5260-A
	381877-S2 (UU-52-AF) SCREW - HEX HD. 5/16-18 x 3/4 (2) REQ'D. ATT. BRKT. & INSUL. ASSY. TO UNDERBODY	
D	CLAMP ▲	D1AZ-5A231-C
3	OUTLET PIPE	D0OZ-5255-E

Original equipment and original service muffler, intermediate pipe and outlet pipe are a welded assembly. To service this assembly you must replace it with all three parts (muffler, intermediate pipe and outlet pipe) used together.

ORIGINAL SERVICE SYSTEM (REPLACED BY CONSOLIDATED SYSTEM ABOVE)

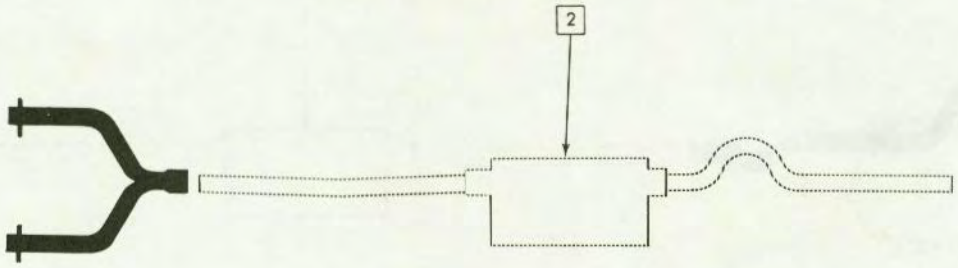

	ITEM	PART NUMBER
2	MUFFLER	★ D0OZ-5230-T

E-C-66

▲ Use D1AZ 5A231-C in U.S. only; use C000 5253-E in Canada

HALPERT_AUCTIONS

1971 TORINO—8 CYL. 302-2B STATION WAGON & RANCHERO

CONSOLIDATED SERVICE REPLACEMENT (REPLACES ORIGINAL SERVICE SYSTEM BELOW)

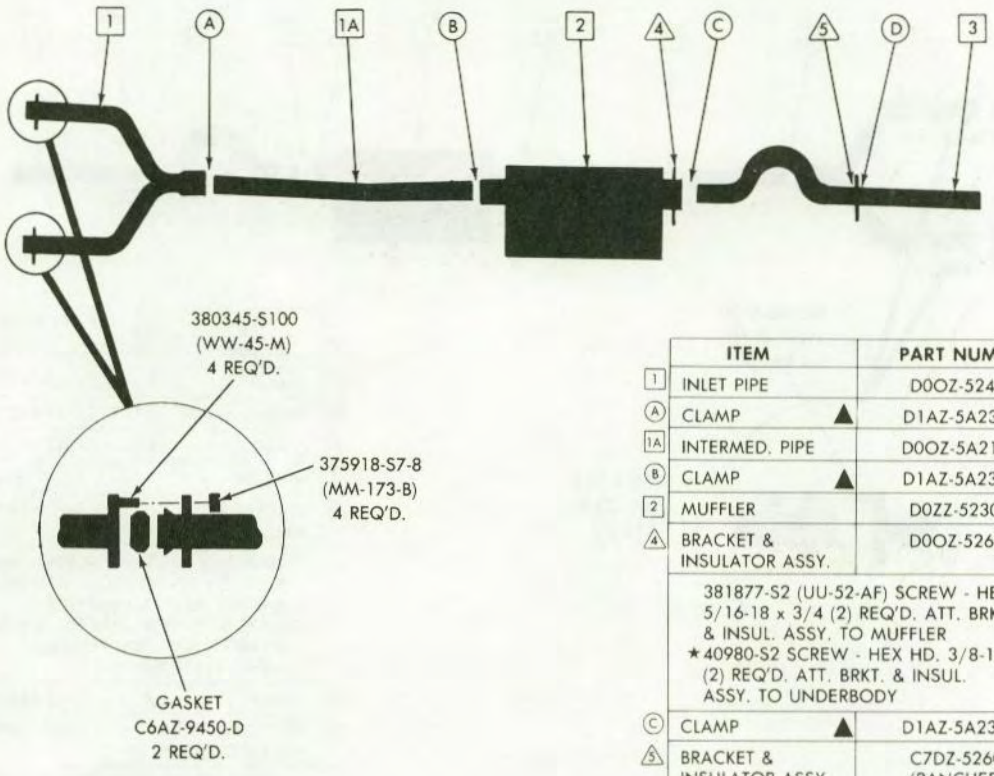

	ITEM	PART NUMBER
1	INLET PIPE	D0OZ-5246-B
A	CLAMP ▲	D1AZ-5A231-C
1A	INTERMED. PIPE	D0OZ-5A212-A
B	CLAMP ▲	D1AZ-5A231-C
2	MUFFLER	D0ZZ-5230-N
4	BRACKET & INSULATOR ASSY.	D0OZ-5260-E
	381877-S2 (UU-52-AF) SCREW - HEX HD. 5/16-18 x 3/4 (2) REQ'D. ATT. BRKT. & INSUL. ASSY. TO MUFFLER ★40980-S2 SCREW - HEX HD. 3/8-16 x 1 (2) REQ'D. ATT. BRKT. & INSUL. ASSY. TO UNDERBODY	
C	CLAMP ▲	D1AZ-5A231-C
5	BRACKET & INSULATOR ASSY.	C7DZ-5260-B (RANCHERO) C7OZ-5260-D (STA. WAGON)
	381877-S2 (UU-52-AF) SCREW - HEX HD. 5/16-18 x 3/4 (2) REQ'D. ATT. BRKT. & INSUL. ASSY. TO UNDERBODY	
D	CLAMP ▲	D1AZ-5A231-C
3	OUTLET PIPE	D0DZ-5255-A

Original equipment and original service muffler, intermediate pipe and outlet pipe are a welded assembly. To service this assembly you must replace it with all three parts (muffler, intermediate pipe and outlet pipe) used together.

ORIGINAL SERVICE SYSTEM (REPLACED BY CONSOLIDATED SYSTEM ABOVE)

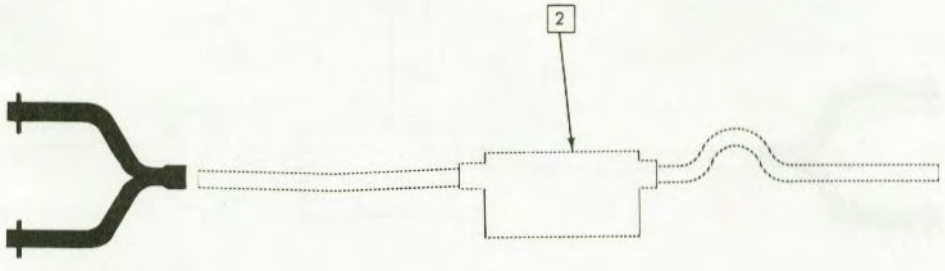

	ITEM	PART NUMBER
2	MUFFLER	★D0OZ-5230-B

E-C-67

▲ Use D1AZ 5A231-C in U.S. only; use C000 5253-E in Canada

COPYRIGHT © 1975 — FORD MOTOR COMPANY — DEARBORN, MICHIGAN

1971 TORINO—8 CYL. 351-2B SEDAN, HARDTOP & CONVERTIBLE (EXCEPT RANCHERO)

CONSOLIDATED SERVICE REPLACEMENT (REPLACES ORIGINAL SERVICE SYSTEM BELOW)

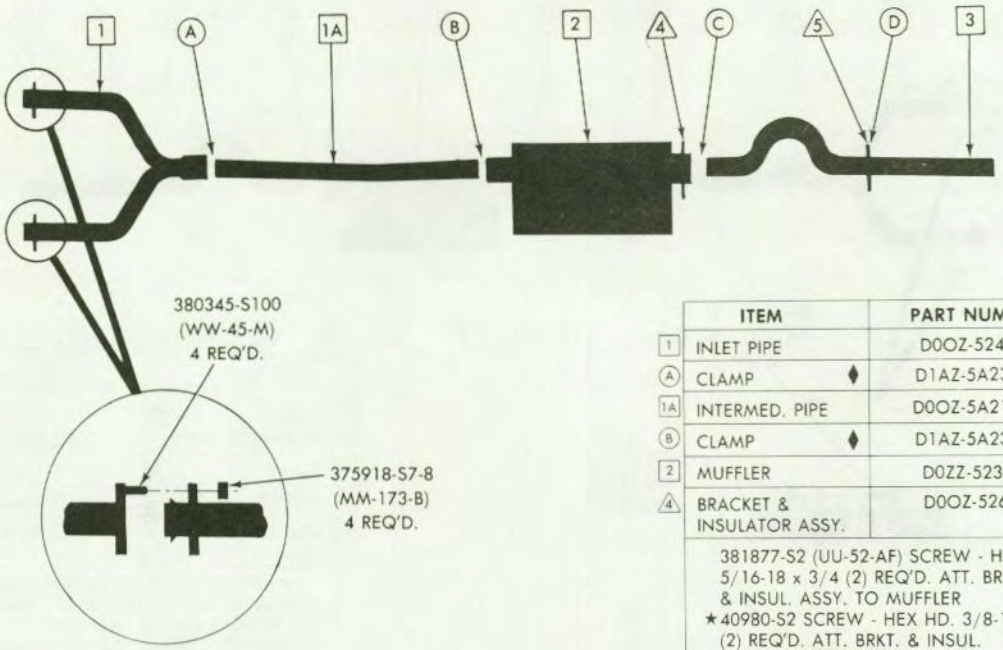

	ITEM	PART NUMBER
1	INLET PIPE	D0OZ-5246-E
A	CLAMP ♦	D1AZ-5A231 A
1A	INTERMED. PIPE	D0OZ-5A212-E
B	CLAMP ♦	D1AZ-5A231-A
2	MUFFLER	D0ZZ-5230-R
4	BRACKET & INSULATOR ASSY.	D0OZ-5260-D
	381877-S2 (UU-52-AF) SCREW - HEX HD. 5/16-18 x 3/4 (2) REQ'D. ATT. BRKT. & INSUL. ASSY. TO MUFFLER ★40980-S2 SCREW - HEX HD. 3/8-16 x 1 (2) REQ'D. ATT. BRKT. & INSUL. ASSY. TO UNDERBODY	
C	CLAMP ▲	D1AZ-5A231-C
5	BRACKET & INSULATOR ASSY.	C8OZ-5260-A
	381877-S2 (UU-52-AF) SCREW - HEX HD. 5/16-18 x 3/4 (2) REQ'D. ATT. BRKT. & INSUL. ASSY. TO UNDERBODY	
D	CLAMP ▲	D1AZ-5A231-C
3	OUTLET PIPE	D0OZ-5255-E

Original equipment and original service muffler, intermediate pipe and outlet pipe are a welded assembly. To service this assembly you must replace it with all three parts (muffler, intermediate pipe and outlet pipe) used together.

ORIGINAL SERVICE SYSTEM (REPLACED BY CONSOLIDATED SYSTEM ABOVE)

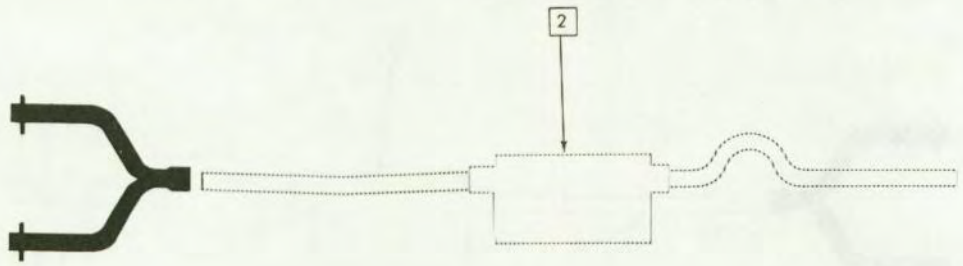

	ITEM	PART NUMBER
2	MUFFLER	★D0OZ-5230-J

E-C-68

♦ Use D1AZ 5A231-A in U.S. only; use C000 5253-F in Canada
▲ Use D1AZ 5A231-C in U.S. only, use C000 5253-E in Canada

1971 TORINO—8 CYL. 351-2B STATION WAGON & RANCHERO

CONSOLIDATED SERVICE REPLACEMENT (REPLACES ORIGINAL SERVICE SYSTEM BELOW)

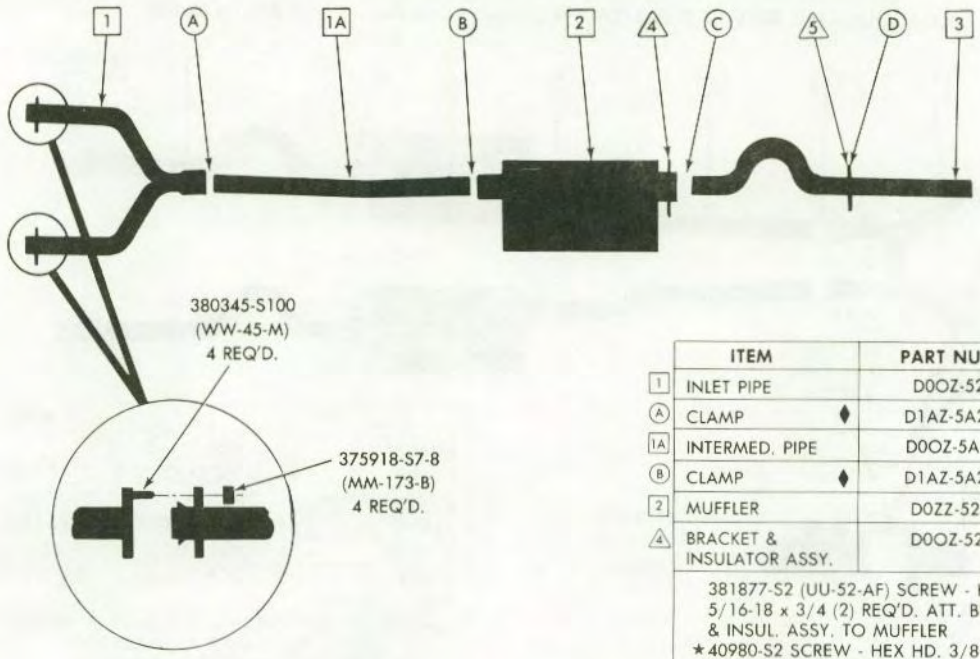

	ITEM	PART NUMBER
1	INLET PIPE	D0OZ-5246-E
A	CLAMP ♦	D1AZ-5A231-A
1A	INTERMED. PIPE	D0OZ-5A212-E
B	CLAMP ♦	D1AZ-5A231-A
2	MUFFLER	D0ZZ-5230-R
4	BRACKET & INSULATOR ASSY.	D0OZ-5260-E
	381877-S2 (UU-52-AF) SCREW - HEX HD. 5/16-18 x 3/4 (2) REQ'D. ATT. BRKT. & INSUL. ASSY. TO MUFFLER ★40980-S2 SCREW - HEX HD. 3/8-16 x 1 (2) REQ'D. ATT. BRKT. & INSUL. ASSY. TO UNDERBODY	
C	CLAMP ▲	D1AZ-5A231-C
5	BRACKET & INSULATOR ASSY.	C7DZ-5260-B (RANCHERO) C7OZ-5260-D (STA. WAGON)
	381877-S2 (UU-52-AF) SCREW - HEX HD. 5/16-18 x 3/4 (2) REQ'D. ATT. BRKT. & INSUL. ASSY. TO UNDERBODY	
D	CLAMP ▲	D1AZ-5A231-C
3	OUTLET PIPE	D0DZ-5255-A

Original equipment and original service muffler, intermediate pipe and outlet pipe are a welded assembly. To service this assembly you must replace it with all three parts (muffler, intermediate pipe and outlet pipe) used together.

ORIGINAL SERVICE SYSTEM (REPLACED BY CONSOLIDATED SYSTEM ABOVE)

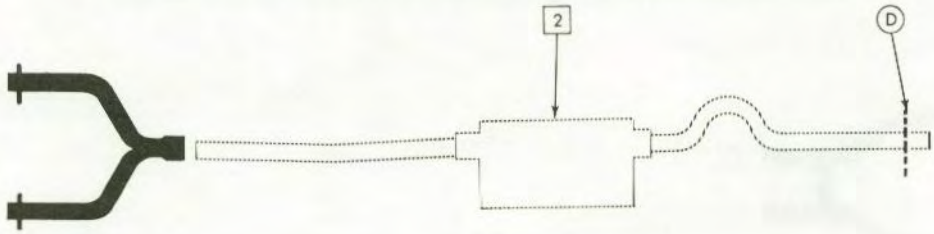

	ITEM	PART NUMBER
2	MUFFLER	★ D0OZ-5230-F
D	CLAMP	C7OZ-5A231-A

E-C-69

♦ Use D1AZ 5A231-A in U.S. only; use C000 5253-F in Canada

▲ Use D1AZ 5A231-C in U.S. only; use C000 5253-E in Canada

COPYRIGHT © 1975 — FORD MOTOR COMPANY — DEARBORN, MICHIGAN

HALPERT AUCTIONS

1971 TORINO—8 CYL. 351-4B SEDAN, HARDTOP & CONVERTIBLE (EXCEPT COBRA & RANCHERO) (QUIET DUAL)

CONSOLIDATED SERVICE REPLACEMENT (REPLACES ORIGINAL SERVICE SYSTEM BELOW)

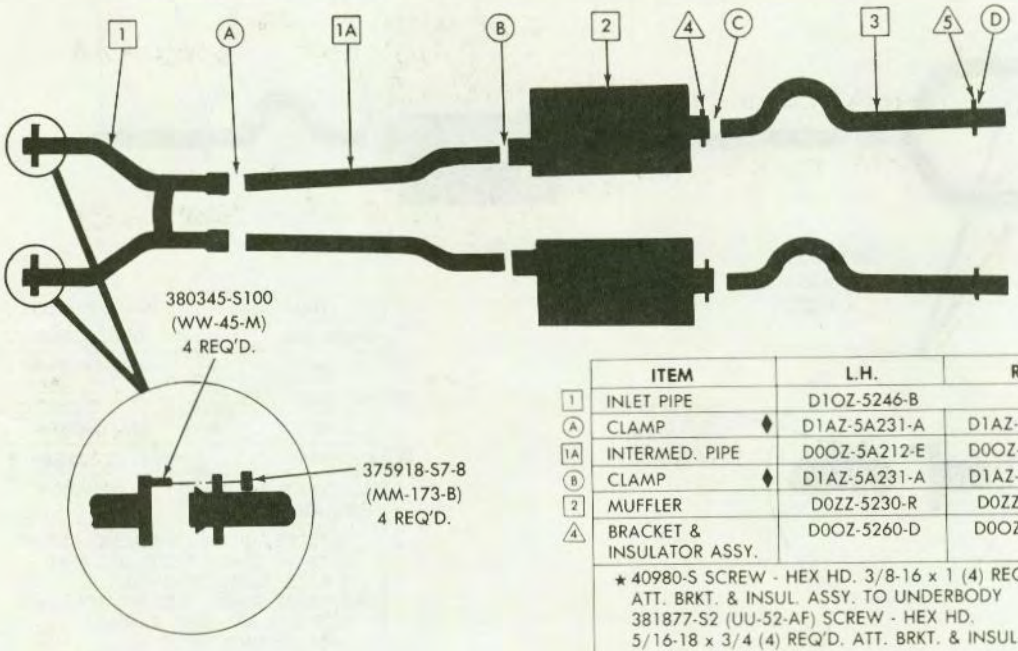

	ITEM	L.H.	R.H.
1	INLET PIPE	D1OZ-5246-B	
A	CLAMP ♦	D1AZ-5A231-A	D1AZ-5A231-A
1A	INTERMED. PIPE	D0OZ-5A212-E	D0OZ-5A212-E
B	CLAMP ♦	D1AZ-5A231-A	D1AZ-5A231-A
2	MUFFLER	D0ZZ-5230-R	D0ZZ-5230-R
4	BRACKET & INSULATOR ASSY.	D0OZ-5260-D	D0OZ-5260-D
	★ 40980-S SCREW - HEX HD. 3/8-16 x 1 (4) REQ'D. ATT. BRKT. & INSUL. ASSY. TO UNDERBODY 381877-S2 (UU-52-AF) SCREW - HEX HD. 5/16-18 x 3/4 (4) REQ'D. ATT. BRKT. & INSUL. ASSY. TO MUFFLER		
C	CLAMP ▲	D1AZ-5A231-C	D1AZ-5A231-C
3	OUTLET PIPE	D0OZ-5255-E	D0OZ-5255-F
5	BRACKET & INSULATOR ASSY.	C8OZ-5260-A	C8OZ-5260-B
	381877-S2 (UU-52-AF) SCREW - HEX HD. 5/16-18 x 3/4 (4) REQ'D. ATT. BRKT. & INSUL. ASSY. TO SIDE RAIL		
D	CLAMP ▲	D1AZ-5A231-C	D1AZ-5A231-C

Original equipment and original service muffler, intermediate pipe and outlet pipe are a welded assembly. To service this assembly you must replace it with all three parts (muffler, intermediate pipe and outlet pipe) used together.

ORIGINAL SERVICE SYSTEM (REPLACED BY CONSOLIDATED SYSTEM ABOVE)

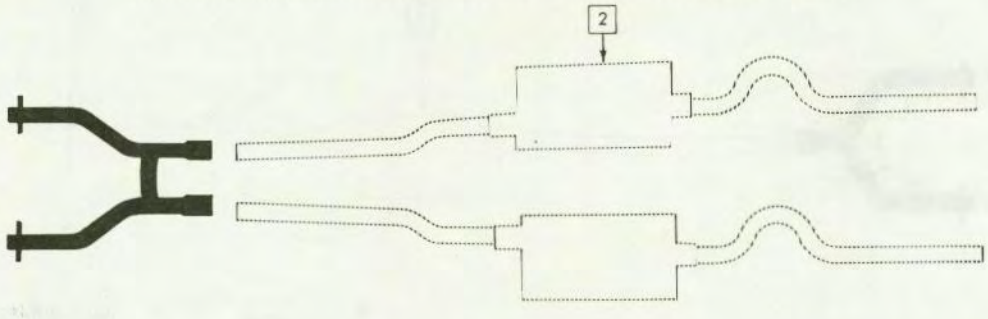

	ITEM	L.H.	R.H.
2	MUFFLER	★ D1OZ-5230-D (2" OUTLET PIPE)	★ D1OZ-5230-C (2" OUTLET PIPE)

E-C-70

♦ Use D1AZ 5A231-A in U.S. only; use C000 5253-F in Canada

▲ Use D1AZ 5A231-C in U.S. only; use C000 5253-E in Canada

1971 TORINO—8 CYL. 351-4B COBRA (SPORTY DUAL)

CONSOLIDATED SERVICE REPLACEMENT (REPLACES ORIGINAL SERVICE SYSTEM BELOW)

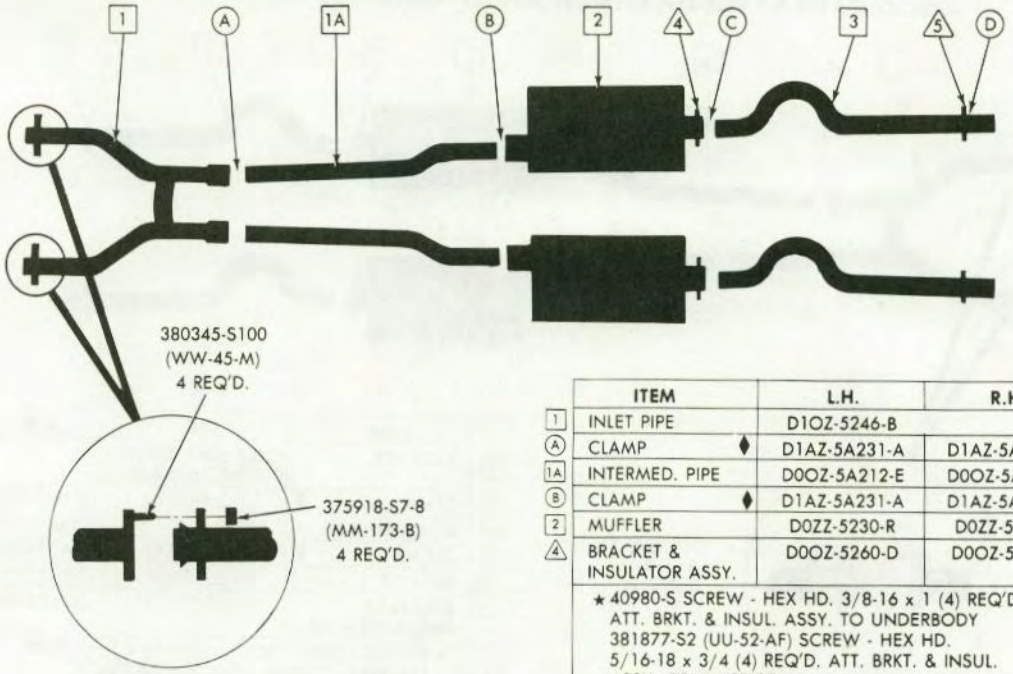

	ITEM	L.H.	R.H.
1	INLET PIPE	D1OZ-5246-B	
A	CLAMP ♦	D1AZ-5A231-A	D1AZ-5A231-A
1A	INTERMED. PIPE	D0OZ-5A212-E	D0OZ-5A212-E
B	CLAMP ♦	D1AZ-5A231-A	D1AZ-5A231-A
2	MUFFLER	D0ZZ-5230-R	D0ZZ-5230-R
4	BRACKET & INSULATOR ASSY.	D0OZ-5260-D	D0OZ-5260-D
	★ 40980-S SCREW - HEX HD. 3/8-16 x 1 (4) REQ'D. ATT. BRKT. & INSUL. ASSY. TO UNDERBODY 381877-S2 (UU-52-AF) SCREW - HEX HD. 5/16-18 x 3/4 (4) REQ'D. ATT. BRKT. & INSUL. ASSY. TO MUFFLER		
C	CLAMP ▲	D1AZ-5A231-C	D1AZ-5A231-C
3	OUTLET PIPE	D0OZ-5255-G	D0OZ-5255-H
5	BRACKET & INSULATOR ASSY.	D0OZ-5260-C	D0OZ-5260-C
	D1OZ-5B236-A PLATE (2) REQ'D. ATT. (5260) TO UNDERBODY 55981-S2 (U-254-E) SCREW - HEX HD. 1/4-14 x 1/2 (2) REQ'D. ATT. (5B236) TO REAR FLOOR 33770-S4 (M-89-K) NUT - HEX 5/16-18 (4) REQ'D. ATT. (5B236) TO (5260)		
D	CLAMP ♦	D1AZ-5A231-A	D1AZ-5A231-A

Original equipment and original service muffler, intermediate pipe and outlet pipe are a welded assembly. To service this assembly you must replace it with all three parts (muffler, intermediate pipe and outlet pipe) used together.

ORIGINAL SERVICE SYSTEM (REPLACED BY CONSOLIDATED SYSTEM ABOVE)

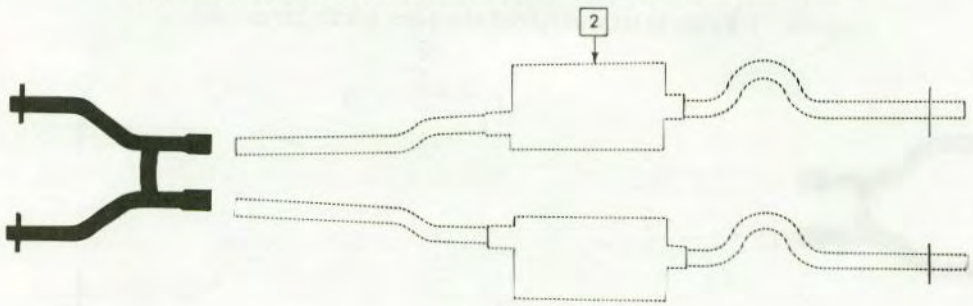

	ITEM	L.H.	R.H.
2	MUFFLER	★ D0OZ-5230-U (2¼" OUTLET PIPE)	★ D0OZ-5230-V (2¼" OUTLET PIPE)

E-C-71

♦ Use D1AZ 5A231-A in U.S. only; use C000 5253-F in Canada

▲ Use D1AZ 5A231-C in U.S. only; use C000 5253-E in Canada

COPYRIGHT © 1975 — FORD MOTOR COMPANY — DEARBORN, MICHIGAN

1971 TORINO—8 CYL. 351-4B & 429-4B CJ RANCHERO

CONSOLIDATED SERVICE REPLACEMENT (REPLACES ORIGINAL SERVICE SYSTEM BELOW)

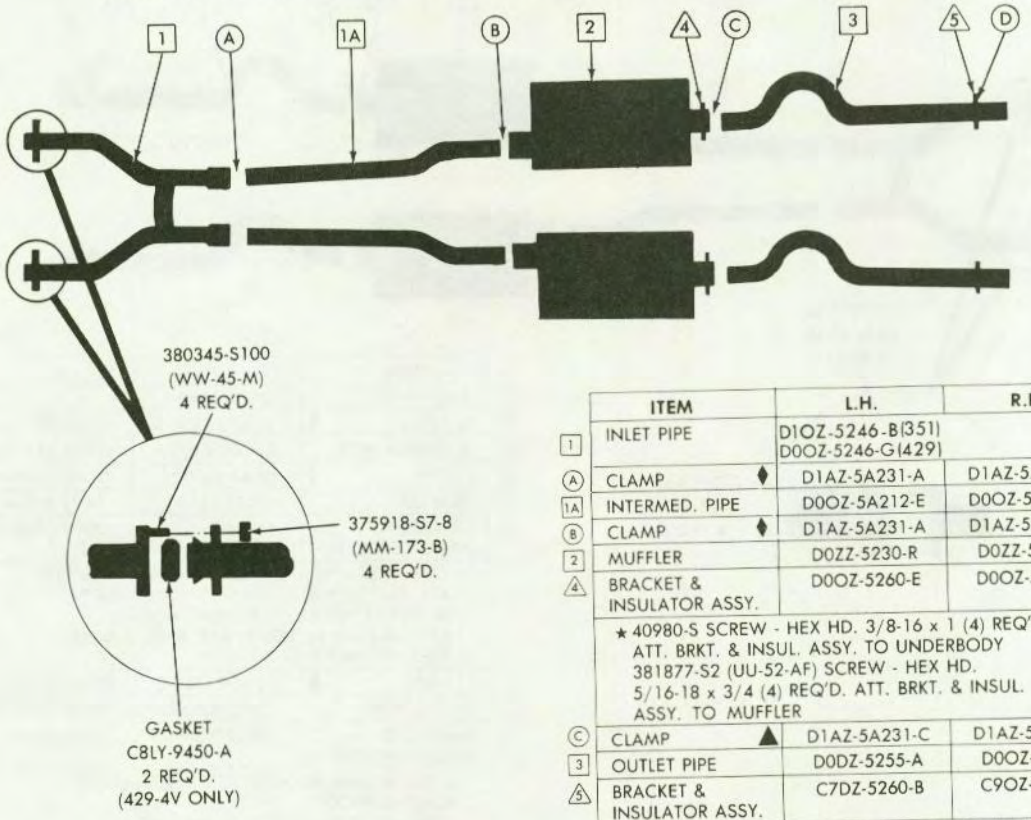

	ITEM	L.H.	R.H.
1	INLET PIPE	D1OZ-5246-B(351) D0OZ-5246-G(429)	
A	CLAMP ♦	D1AZ-5A231-A	D1AZ-5A231-A
1A	INTERMED. PIPE	D0OZ-5A212-E	D0OZ-5A212-E
B	CLAMP ♦	D1AZ-5A231-A	D1AZ-5A231-A
2	MUFFLER	D0ZZ-5230-R	D0ZZ-5230-R
4	BRACKET & INSULATOR ASSY.	D0OZ-5260-E	D0OZ-5260-E
	★ 40980-S SCREW - HEX HD. 3/8-16 x 1 (4) REQ'D. ATT. BRKT. & INSUL. ASSY. TO UNDERBODY 381877-S2 (UU-52-AF) SCREW - HEX HD. 5/16-18 x 3/4 (4) REQ'D. ATT. BRKT. & INSUL. ASSY. TO MUFFLER		
C	CLAMP ▲	D1AZ-5A231-C	D1AZ-5A231-C
3	OUTLET PIPE	D0DZ-5255-A	D0OZ-5255-B
5	BRACKET & INSULATOR ASSY.	C7DZ-5260-B	C9OZ-5260-B
	381877-S2 (UU-52-AF) SCREW - HEX HD. 5/16-18 x 3/4 (4) REQ'D. ATT. BRKT. & INSUL. ASSY. TO SIDE RAIL		
D	CLAMP ▲	D1AZ-5A231-C	D1AZ-5A231-C

Original equipment and original service muffler, intermediate pipe and outlet pipe are a welded assembly. To service this assembly you must replace it with all three parts (muffler, intermediate pipe and outlet pipe) used together.

ORIGINAL SERVICE SYSTEM (REPLACED BY CONSOLIDATED SYSTEM ABOVE)

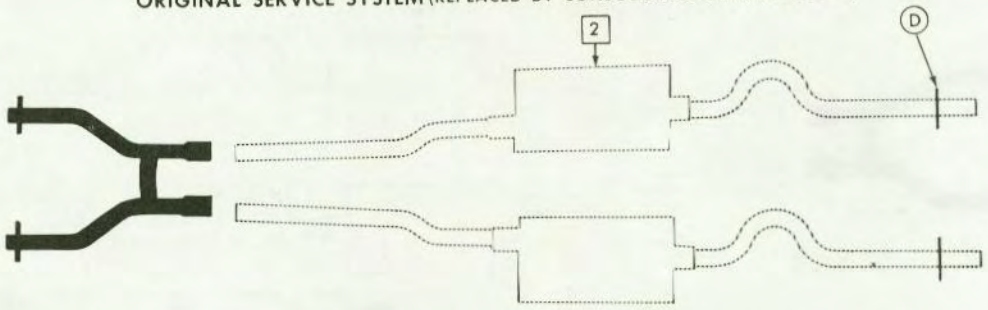

	ITEM	L.H.	R.H.
2	MUFFLER	★ D0OZ-5230-Y	★ D0OZ-5230-Z
D	CLAMP	C7OZ-5A231-A	C7OZ-5A231-A

E-C-72

♦ Use D1AZ 5A231-A in U.S. only; use C000 5253-F in Canada

▲ Use D1AZ 5A231-C in U.S. only; use C000 5253-E in Canada

HALPERT_AUCTIONS

1971 TORINO—8 CYL. 351-4B STATION WAGON

CONSOLIDATED SERVICE REPLACEMENT (REPLACES ORIGINAL SERVICE SYSTEM BELOW)

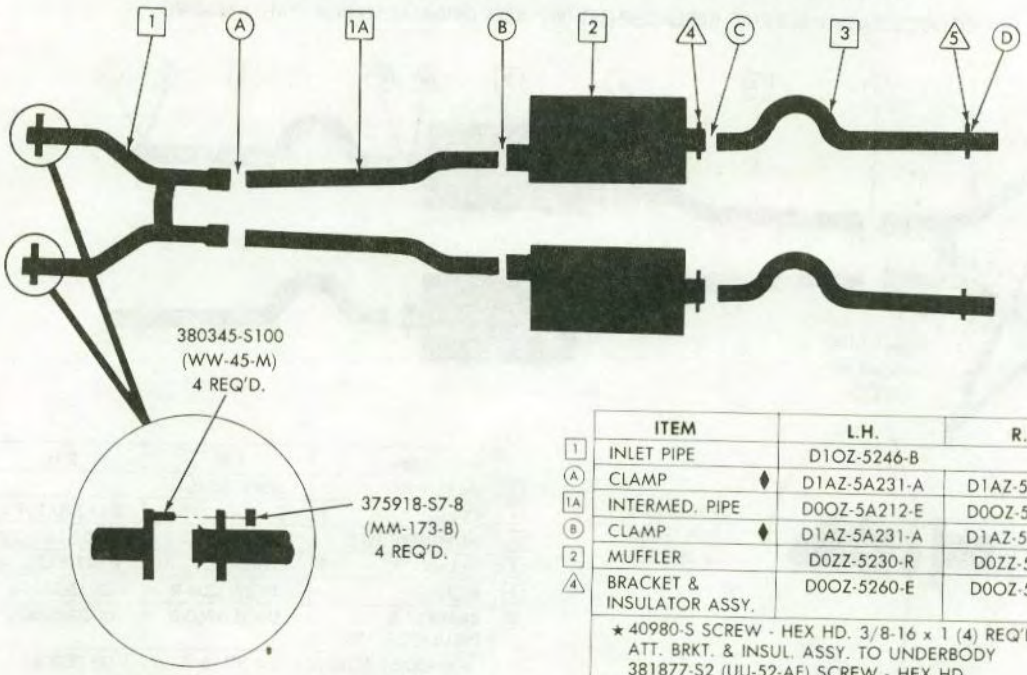

	ITEM	L.H.	R.H.
1	INLET PIPE	D1OZ-5246-B	
A	CLAMP ♦	D1AZ-5A231-A	D1AZ-5A231-A
1A	INTERMED. PIPE	D0OZ-5A212-E	D0OZ-5A212-E
B	CLAMP ♦	D1AZ-5A231-A	D1AZ-5A231-A
2	MUFFLER	D0ZZ-5230-R	D0ZZ-5230-R
4	BRACKET & INSULATOR ASSY.	D0OZ-5260-E	D0OZ-5260-E
	★ 40980-S SCREW - HEX HD. 3/8-16 x 1 (4) REQ'D. ATT. BRKT. & INSUL. ASSY. TO UNDERBODY 381877-S2 (UU-52-AF) SCREW - HEX HD. 5/16-18 x 3/4 (4) REQ'D. ATT. BRKT. & INSUL. ASSY. TO MUFFLER		
C	CLAMP ▲	D1AZ-5A231-C	D1AZ-5A231-C
3	OUTLET PIPE	D0DZ-5255-A	D0OZ-5255-B
5	BRACKET & INSULATOR ASSY.	C7OZ-5260-D	D0OZ-5260-A
	381877-S2 (UU-52-AF) SCREW - HEX HD. 5/16-18 x 3/4 (4) REQ'D. ATT. BRKT. & INSUL. ASSY. TO SIDE RAIL		
D	CLAMP ▲	D1AZ-5A231-C	D1AZ-5A231-C

Original equipment and original service muffler, intermediate pipe and outlet pipe are a welded assembly. To service this assembly you must replace it with all three parts (muffler, intermediate pipe and outlet pipe) used together.

ORIGINAL SERVICE SYSTEM (REPLACED BY CONSOLIDATED SYSTEM ABOVE)

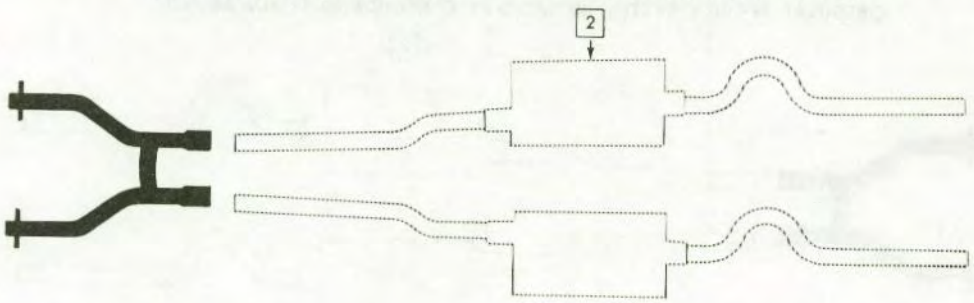

	ITEM	L.H.	R.H.
2	MUFFLER	★ D1OZ-5230-B	★ D1OZ-5230-A

E-C-73

♦ Use D1AZ 5A231-A in U.S. only; use C000 5253-F in Canada

▲ Use D1AZ 5A231-C in U.S. only; use C000 5253-E in Canada

COPYRIGHT © 1975 — FORD MOTOR COMPANY — DEARBORN, MICHIGAN

HALPERT AUCTIONS

1971 TORINO—8 CYL. 429-CJ SEDAN, HARDTOP & CONVERTIBLE W/AUTO TRANS. (EXCEPT GT, COBRA & RANCHERO) (QUIET DUAL)

CONSOLIDATED SERVICE REPLACEMENT (REPLACES ORIGINAL SERVICE SYSTEM BELOW)

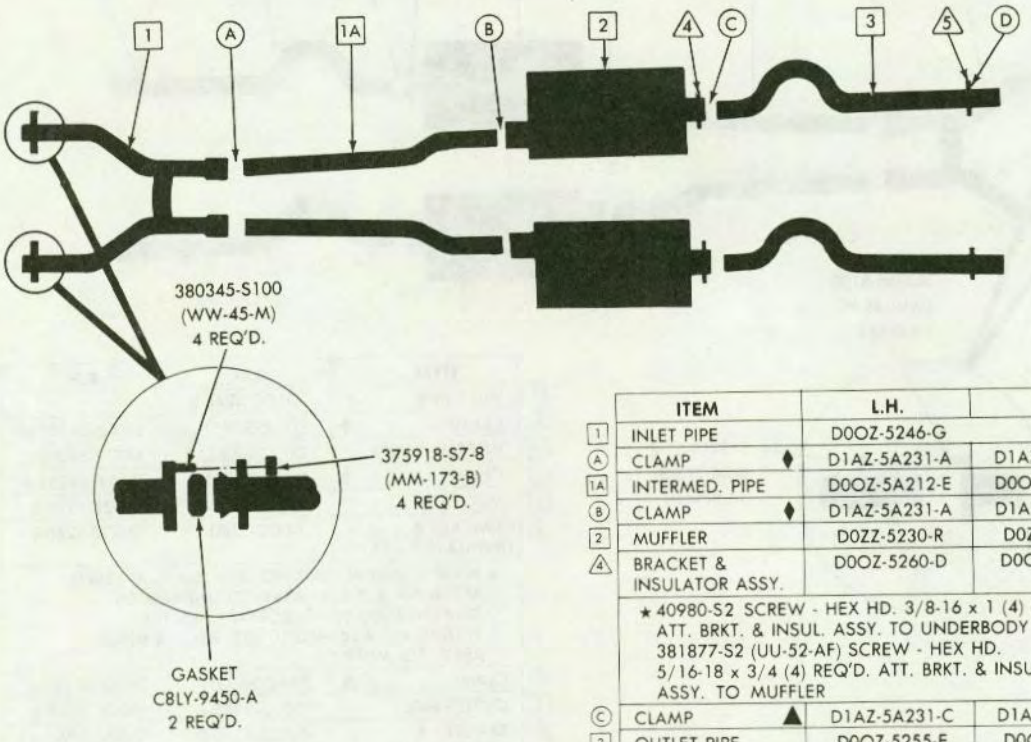

	ITEM	L.H.	R.H.
1	INLET PIPE	D0OZ-5246-G	
A	CLAMP ♦	D1AZ-5A231-A	D1AZ-5A231-A
1A	INTERMED. PIPE	D0OZ-5A212-E	D0OZ-5A212-E
B	CLAMP ♦	D1AZ-5A231-A	D1AZ-5A231-A
2	MUFFLER	D0ZZ-5230-R	D0ZZ-5230-R
4	BRACKET & INSULATOR ASSY.	D0OZ-5260-D	D0OZ-5260-D
	★ 40980-S2 SCREW - HEX HD. 3/8-16 x 1 (4) REQ'D. ATT. BRKT. & INSUL. ASSY. TO UNDERBODY 381877-S2 (UU-52-AF) SCREW - HEX HD. 5/16-18 x 3/4 (4) REQ'D. ATT. BRKT. & INSUL. ASSY. TO MUFFLER		
C	CLAMP ▲	D1AZ-5A231-C	D1AZ-5A231-C
3	OUTLET PIPE	D0OZ-5255-E	D0OZ-5255-F
5	BRACKET & INSULATOR ASSY.	C8OZ-5260-A	C8OZ-5260-B
	381877-S2 (UU-52-AF) SCREW - HEX HD. 5/16-18 x 3/4 (4) REQ'D. ATT. BRKT. & INSUL. ASSY. TO SIDE RAIL		
D	CLAMP ▲	D1AZ-5A231-C	D1AZ-5A231-C

Original equipment and original service muffler, intermediate pipe and outlet pipe are a welded assembly. To service this assembly you must replace it with all three parts (muffler, intermediate pipe and outlet pipe) used together.

ORIGINAL SERVICE SYSTEM (REPLACED BY CONSOLIDATED SYSTEM ABOVE)

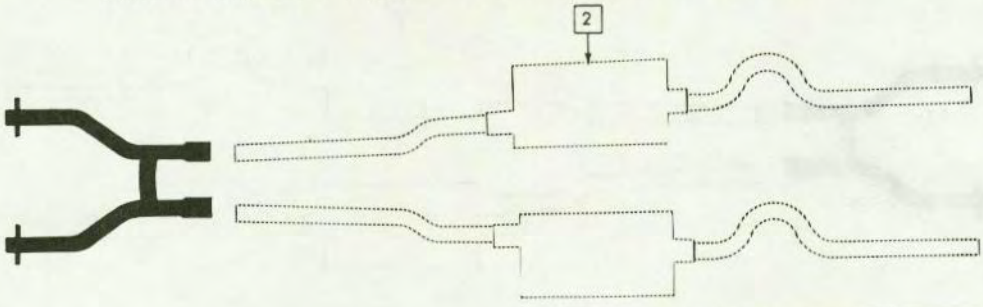

	ITEM	L.H.	R.H.
2	MUFFLER	★D1OZ-5230-F (2" OUTLET PIPE)	★D1OZ-5230-E (2" OUTLET PIPE)

E-C-74

♦ Use D1AZ 5A231-A in U.S. only; use C000 5253-F in Canada

▲ Use D1AZ 5A231-C in U.S. only; use C000 5253-E in Canada

HALPERT_AUCTIONS

1971 TORINO—8CYL. 429-CJ SEDAN, HARDTOP & CONVERTIBLE W/MAN. TRANS. (EXCEPT RANCHERO) (SPORTY DUAL)
1971 TORINO GT & COBRA W/AUTO. TRANS. OR MAN. TRANS.

CONSOLIDATED SERVICE REPLACEMENT (REPLACES ORIGINAL SERVICE SYSTEM BELOW)

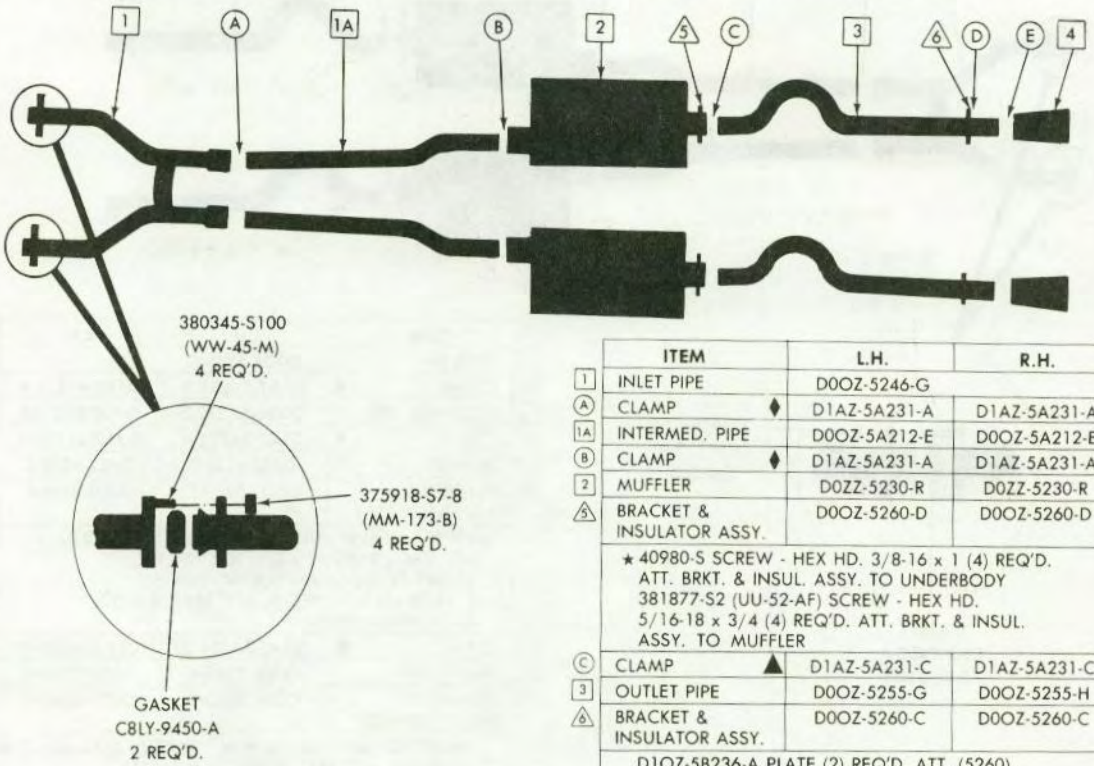

	ITEM	L.H.	R.H.
1	INLET PIPE	D0OZ-5246-G	
A	CLAMP ♦	D1AZ-5A231-A	D1AZ-5A231-A
1A	INTERMED. PIPE	D0OZ-5A212-E	D0OZ-5A212-E
B	CLAMP ♦	D1AZ-5A231-A	D1AZ-5A231-A
2	MUFFLER	D0ZZ-5230-R	D0ZZ-5230-R
5	BRACKET & INSULATOR ASSY.	D0OZ-5260-D	D0OZ-5260-D
	★ 40980-S SCREW - HEX HD. 3/8-16 x 1 (4) REQ'D. ATT. BRKT. & INSUL. ASSY. TO UNDERBODY 381877-S2 (UU-52-AF) SCREW - HEX HD. 5/16-18 x 3/4 (4) REQ'D. ATT. BRKT. & INSUL. ASSY. TO MUFFLER		
C	CLAMP ▲	D1AZ-5A231-C	D1AZ-5A231-C
3	OUTLET PIPE	D0OZ-5255-G	D0OZ-5255-H
6	BRACKET & INSULATOR ASSY.	D0OZ-5260-C	D0OZ-5260-C
	D1OZ-5B236-A PLATE (2) REQ'D. ATT. (5260) TO UNDERBODY 55981-S2 (U-254-E) SCREW - HEX HD. 1/4-14 x 1/2 (2) REQ'D. ATT. (5B236) TO REAR FLOOR 33770-S4 (M-89-K) NUT - HEX 5/16-18 (4) REQ'D. ATT. (5B236) TO (5260)		
D	CLAMP ♦	D1AZ-5A231-A	D1AZ-5A231-A
E	CLAMP ♦	D1AZ-5A231-A	D1AZ-5A231-A
4	OUTLET PIPE EXTENSION	D0OZ-5255-A	D0OZ-5255-A

Original equipment and original service muffler, intermediate pipe and outlet pipe are a welded assembly. To service this assembly you must replace it with all three parts (muffler, intermediate pipe and outlet pipe) used together.

ORIGINAL SERVICE SYSTEM (REPLACED BY CONSOLIDATED SYSTEM ABOVE)

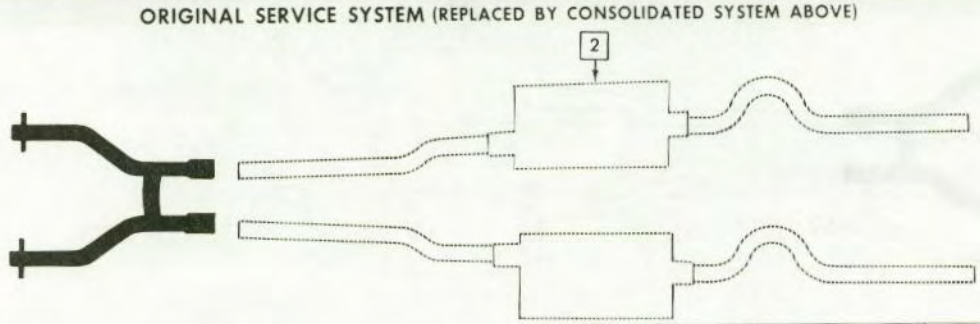

	ITEM	L.H.	R.H.
2	MUFFLER	★ D0OZ-5230-U (2¼" OUTLET PIPE)	★ D0OZ-5230-V (2¼" OUTLET PIPE)

E-C-75

♦ Use D1AZ 5A231-A in U.S. only, use C000 5253-F in Canada

▲ Use D1AZ 5A231-C in U.S. only, use C000 5253-E in Canada

COPYRIGHT © 1975 — FORD MOTOR COMPANY — DEARBORN, MICHIGAN

1971 TORINO—8 CYL. 429-CJ STATION WAGON (QUIET DUAL)

CONSOLIDATED SERVICE REPLACEMENT (REPLACES ORIGINAL SERVICE SYSTEM BELOW)

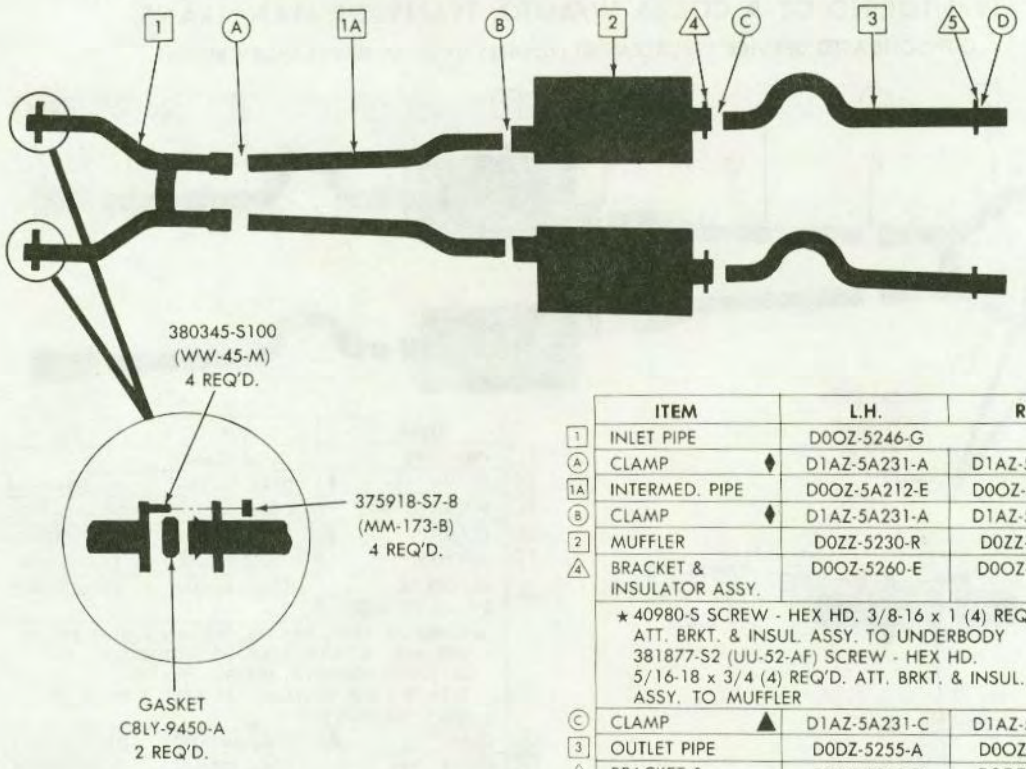

	ITEM	L.H.	R.H.
1	INLET PIPE	D0OZ-5246-G	
A	CLAMP ♦	D1AZ-5A231-A	D1AZ-5A231-A
1A	INTERMED. PIPE	D0OZ-5A212-E	D0OZ-5A212-E
B	CLAMP ♦	D1AZ-5A231-A	D1AZ-5A231-A
2	MUFFLER	D0ZZ-5230-R	D0ZZ-5230-R
4	BRACKET & INSULATOR ASSY.	D0OZ-5260-E	D0OZ-5260-E
	★ 40980-S SCREW - HEX HD. 3/8-16 x 1 (4) REQ'D. ATT. BRKT. & INSUL. ASSY. TO UNDERBODY 381877-S2 (UU-52-AF) SCREW - HEX HD. 5/16-18 x 3/4 (4) REQ'D. ATT. BRKT. & INSUL. ASSY. TO MUFFLER		
C	CLAMP ▲	D1AZ-5A231-C	D1AZ-5A231-C
3	OUTLET PIPE	D0DZ-5255-A	D0OZ-5255-B
5	BRACKET & INSULATOR ASSY.	C7OZ-5260-D	D0OZ-5260-A
	381877-S2 (UU-52-AF) SCREW - HEX HD. 5/16-18 x 3/4 (4) REQ'D. ATT. BRKT. & INSUL. ASSY. TO SIDE RAIL		
D	CLAMP ▲	D1AZ-5A231-C	D1AZ-5A231-C

Original equipment and original service muffler, intermediate pipe and outlet pipe are a welded assembly. To service this assembly you must replace it with all three parts (muffler, intermediate pipe and outlet pipe) used together.

ORIGINAL SERVICE SYSTEM (REPLACED BY CONSOLIDATED SYSTEM ABOVE)

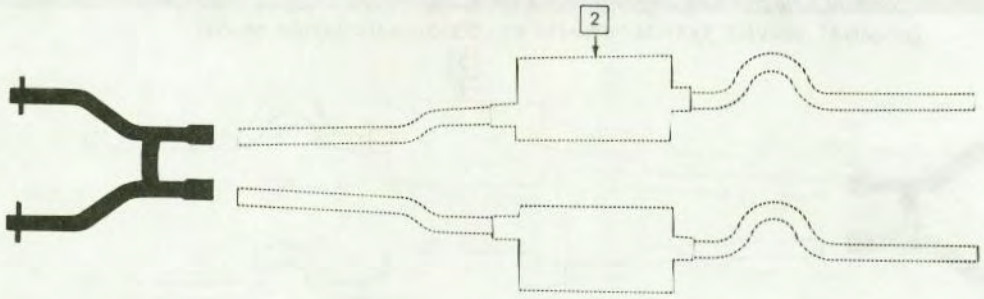

	ITEM	L.H.	R.H.
2	MUFFLER	★ D1OZ-5230-G	★ D1OZ-5230-H

E-C-76

♦ Use D1AZ 5A231-A in U.S. only; use C000 5253-F in Canada

▲ Use D1AZ 5A231-C in U.S. only; use C000 5253-E in Canada

HALPERT_AUCTIONS

1971 MUSTANG—6 CYL. 250-1B

CONSOLIDATED SERVICE REPLACEMENT (REPLACES ORIGINAL SERVICE SYSTEM BELOW)

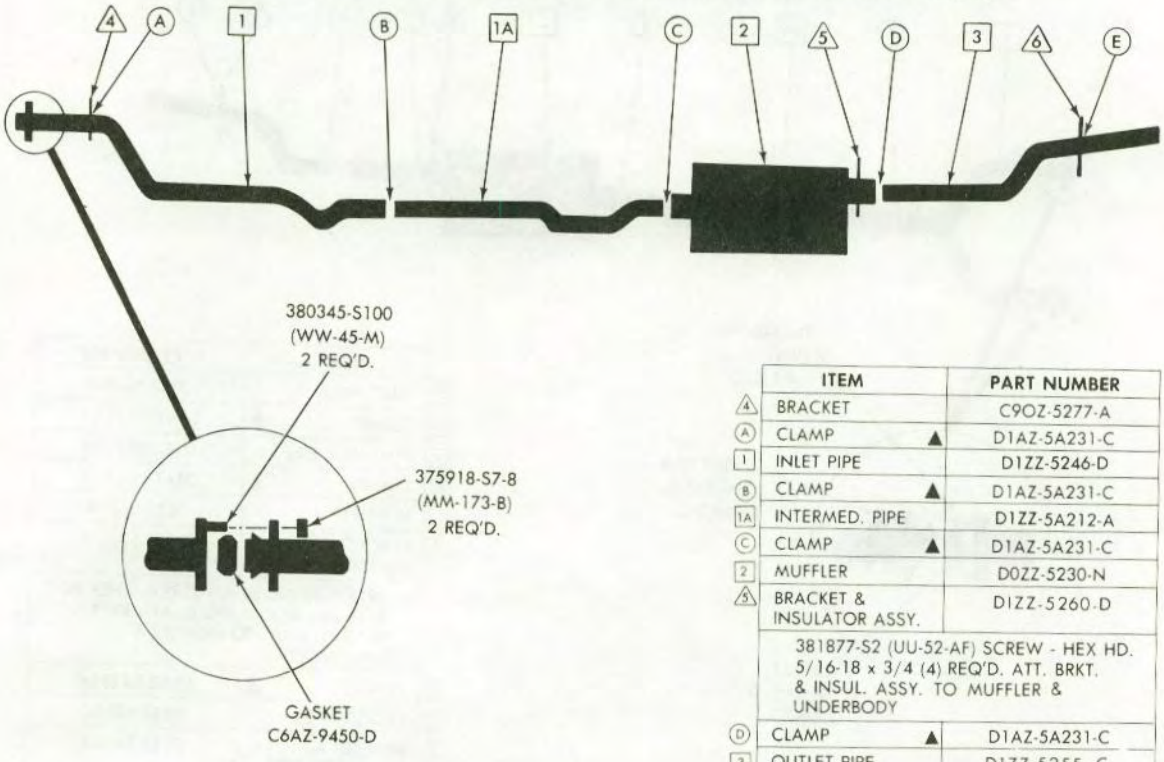

	ITEM	PART NUMBER
4	BRACKET	C9OZ-5277-A
A	CLAMP ▲	D1AZ-5A231-C
1	INLET PIPE	D1ZZ-5246-D
B	CLAMP ▲	D1AZ-5A231-C
1A	INTERMED. PIPE	D1ZZ-5A212-A
C	CLAMP ▲	D1AZ-5A231-C
2	MUFFLER	D0ZZ-5230-N
5	BRACKET & INSULATOR ASSY.	D1ZZ-5260-D
	381877-S2 (UU-52-AF) SCREW - HEX HD. 5/16-18 x 3/4 (4) REQ'D. ATT. BRKT. & INSUL. ASSY. TO MUFFLER & UNDERBODY	
D	CLAMP ▲	D1AZ-5A231-C
3	OUTLET PIPE	D1ZZ-5255 -C
6	BRACKET & INSULATOR ASSY.	D1ZZ-5260-B
	381877-S2 (UU-52-AF) SCREW - HEX HD. 5/16-18 x 3/4 (2) REQ'D. ATT. BRKT. & INSUL. ASSY. TO UNDERBODY	
E	CLAMP ▲	D1AZ-5A231-C

Original equipment and original service muffler, intermediate pipe and outlet pipe are a welded assembly. To service this assembly you must replace it with all three parts (muffler, intermediate pipe and outlet pipe) used together.

ORIGINAL SERVICE SYSTEM (REPLACED BY CONSOLIDATED SYSTEM ABOVE)

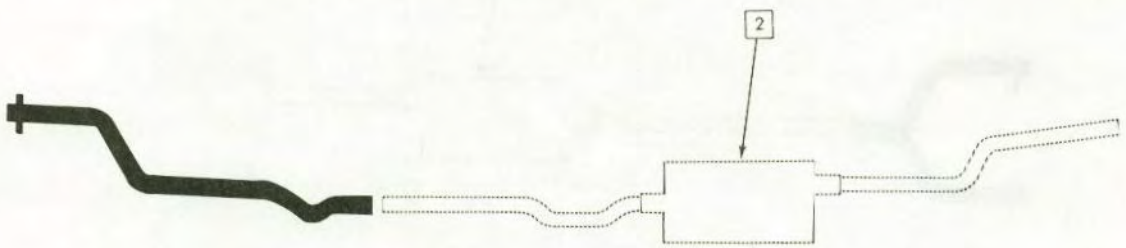

	ITEM	PART NUMBER
2	MUFFLER	★ D1ZZ-5230-E

E-A-33

▲ Use D1AZ 5A231-C in U.S. only; use C000 5253-E in Canada

COPYRIGHT © 1975 — FORD MOTOR COMPANY — DEARBORN, MICHIGAN

HALPERT_AUCTIONS

1971 MUSTANG—8 CYL. 302-2B

CONSOLIDATED SERVICE REPLACEMENT (REPLACES ORIGINAL SERVICE SYSTEM BELOW)

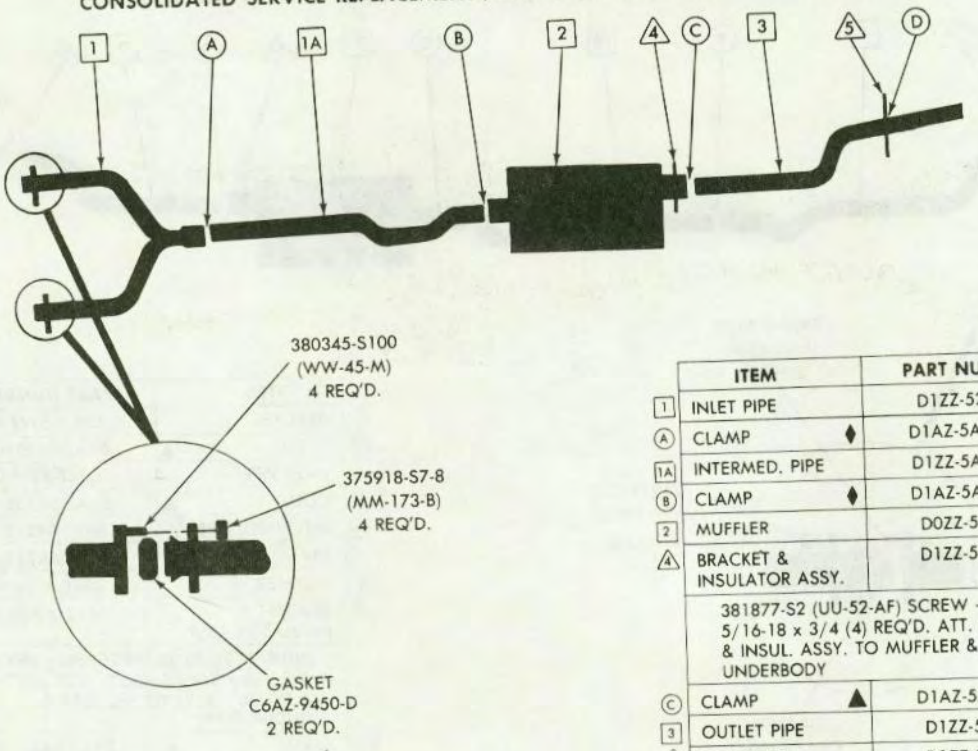

	ITEM	PART NUMBER
1	INLET PIPE	D1ZZ-5246-A
A	CLAMP ♦	D1AZ-5A231-A
1A	INTERMED. PIPE	D1ZZ-5A212-B
B	CLAMP ♦	D1AZ-5A231-A
2	MUFFLER	D0ZZ-5230-R
4	BRACKET & INSULATOR ASSY.	D1ZZ-5260-D
	381877-S2 (UU-52-AF) SCREW - HEX HD. 5/16-18 x 3/4 (4) REQ'D. ATT. BRKT. & INSUL. ASSY. TO MUFFLER & UNDERBODY	
C	CLAMP ▲	D1AZ-5A231-C
3	OUTLET PIPE	D1ZZ-5255-C
5	BRACKET & INSULATOR ASSY.	D1ZZ-5260-B
	381877-S2 (UU-52-AF) SCREW - HEX HD. 5/16-18 x 3/4 (2) REQ'D. ATT. BRKT. & INSUL. ASSY. TO UNDERBODY	
D	CLAMP ▲	D1AZ-5A231-C

Original equipment and original service muffler, intermediate pipe and outlet pipe are a welded assembly. To service this assembly you must replace it with all three parts (muffler, intermediate pipe and outlet pipe) used together.

ORIGINAL SERVICE SYSTEM (REPLACED BY CONSOLIDATED SYSTEM ABOVE)

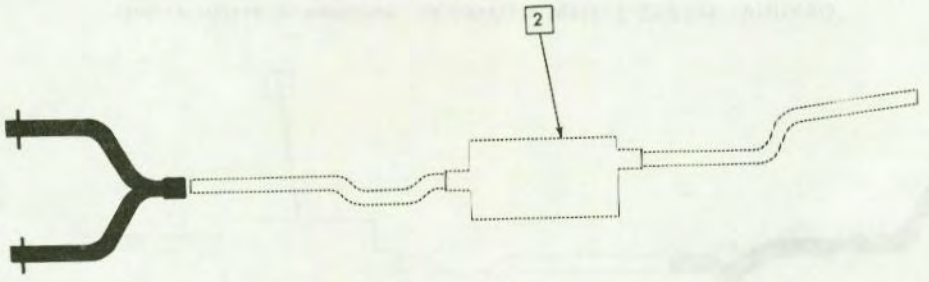

	ITEM	PART NUMBER
2	MUFFLER	★ D1ZZ-5230-B

E-A-34

♦ Use D1AZ 5A231-A in U.S. only; use C000 5253-F in Canada

▲ Use D1AZ 5A231-C in U.S. only; use C000 5253-E in Canada

HALPERT_AUCTIONS

1971 MUSTANG—8 CYL. BOSS 302-4B

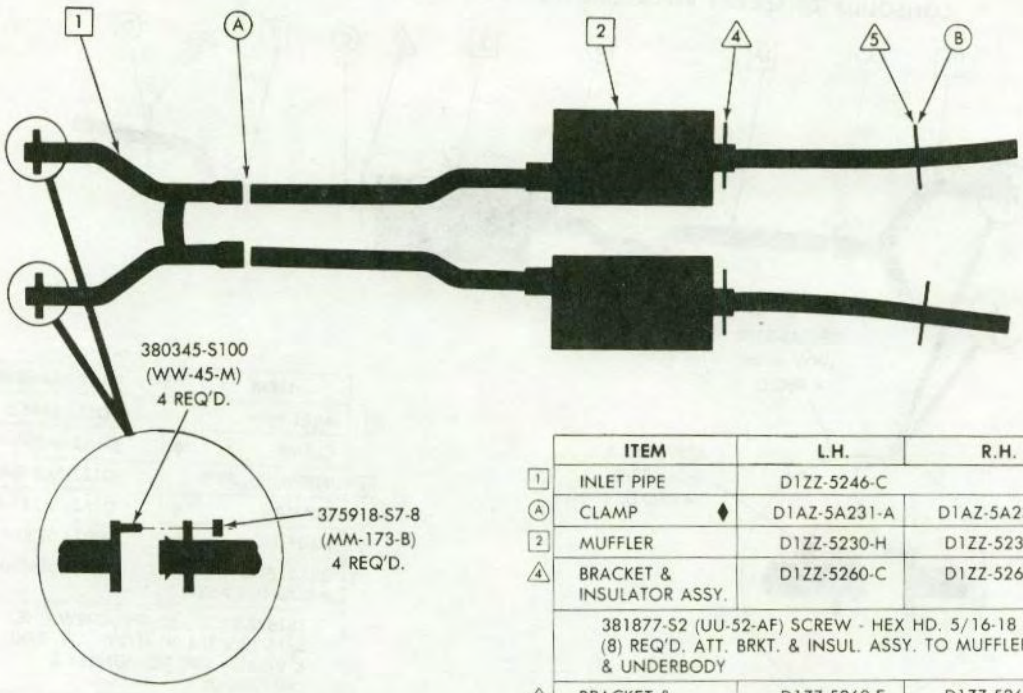

	ITEM	L.H.	R.H.
1	INLET PIPE	D1ZZ-5246-C	
A	CLAMP ♦	D1AZ-5A231-A	D1AZ-5A231-A
2	MUFFLER	D1ZZ-5230-H	D1ZZ-5230-C
4	BRACKET & INSULATOR ASSY.	D1ZZ-5260-C	D1ZZ-5260-D
	381877-S2 (UU-52-AF) SCREW - HEX HD. 5/16-18 x 3/4 (8) REQ'D. ATT. BRKT. & INSUL. ASSY. TO MUFFLER & UNDERBODY		
5	BRACKET & INSULATOR ASSY.	D1ZZ-5260-E	D1ZZ-5260-A
	381877-S2 (UU-52-AF) SCREW - HEX HD. 5/16-18 x 3/4 (4) REQ'D. ATT. BRKT. & INSUL. ASSY. TO UNDERBODY		
B	CLAMP ♦	D1AZ-5A231-A	D1AZ-5A231-A

E-A-35

♦ Use D1AZ 5A231-A in U.S. only, use C000 5253-F in Canada

COPYRIGHT © 1975 — FORD MOTOR COMPANY — DEARBORN, MICHIGAN

HALPERT_AUCTIONS

1971 MUSTANG—8 CYL. 351-2B

CONSOLIDATED SERVICE REPLACEMENT (REPLACES ORIGINAL SERVICE SYSTEM BELOW)

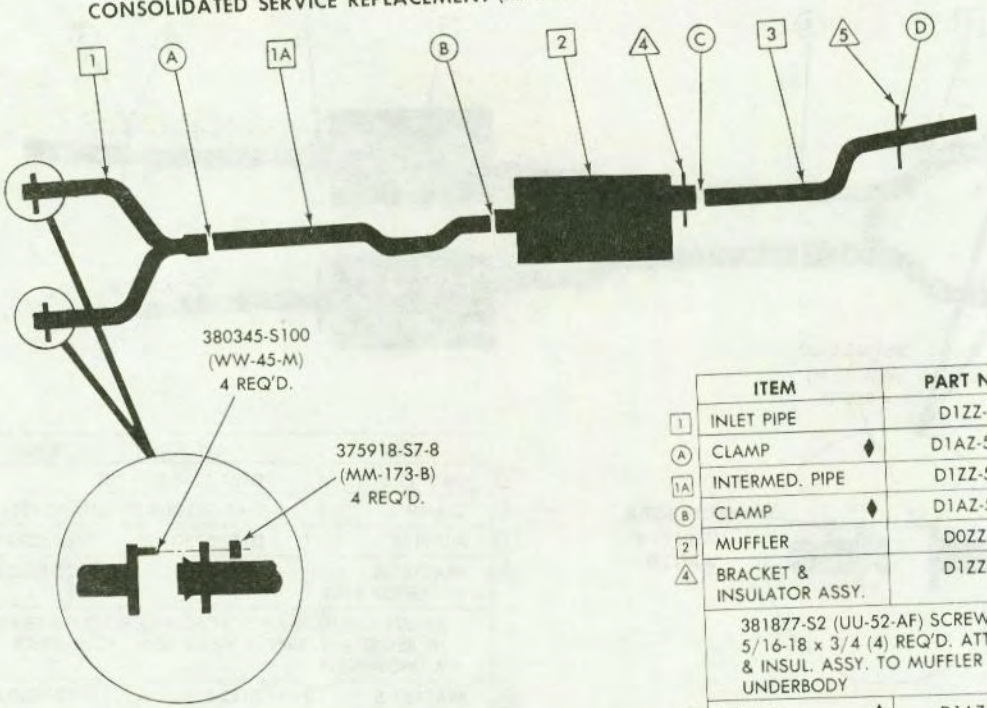

	ITEM	PART NUMBER
1	INLET PIPE	D1ZZ-5246-B
A	CLAMP ♦	D1AZ-5A231-A
1A	INTERMED. PIPE	D1ZZ-5A212-B
B	CLAMP ♦	D1AZ-5A231-A
2	MUFFLER	D0ZZ-5230-R
4	BRACKET & INSULATOR ASSY.	D1ZZ-5260-D
	381877-S2 (UU-52-AF) SCREW - HEX HD. 5/16-18 x 3/4 (4) REQ'D. ATT. BRKT. & INSUL. ASSY. TO MUFFLER & UNDERBODY	
C	CLAMP ▲	D1AZ-5A231-C
3	OUTLET PIPE	D1ZZ-5255-C
5	BRACKET & INSULATOR ASSY.	D1ZZ-5260-A
	381877-S2 (UU-52-AF) SCREW - HEX HD. 5/16-18 x 3/4 (2) REQ'D. ATT. BRKT. & INSUL. ASSY. TO UNDERBODY	
D	CLAMP ▲	D1AZ-5A231-C

Original equipment and original service muffler, intermediate pipe and outlet pipe are a welded assembly. To service this assembly you must replace it with all three parts (muffler, intermediate pipe and outlet pipe) used together.

ORIGINAL SERVICE SYSTEM (REPLACED BY CONSOLIDATED SYSTEM ABOVE)

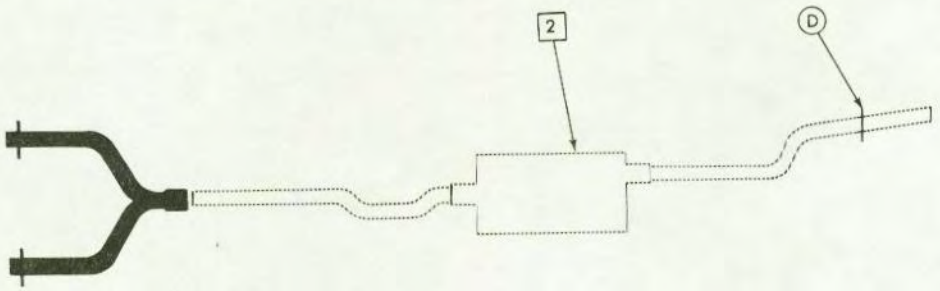

	ITEM	PART NUMBER
2	MUFFLER	★D1ZZ-5230-A
D	CLAMP ♦	D1AZ-5A231-A

E-A-36

♦ Use D1AZ 5A231-A in U.S. only; use C000 5253-F in Canada

▲ Use D1AZ 5A231-C in U.S. only; use C000 5253-E in Canada

HALPERT_AUCTIONS

1971 MUSTANG—8 CYL. 351-4B STD, CJ & SPEC. (BOSS)

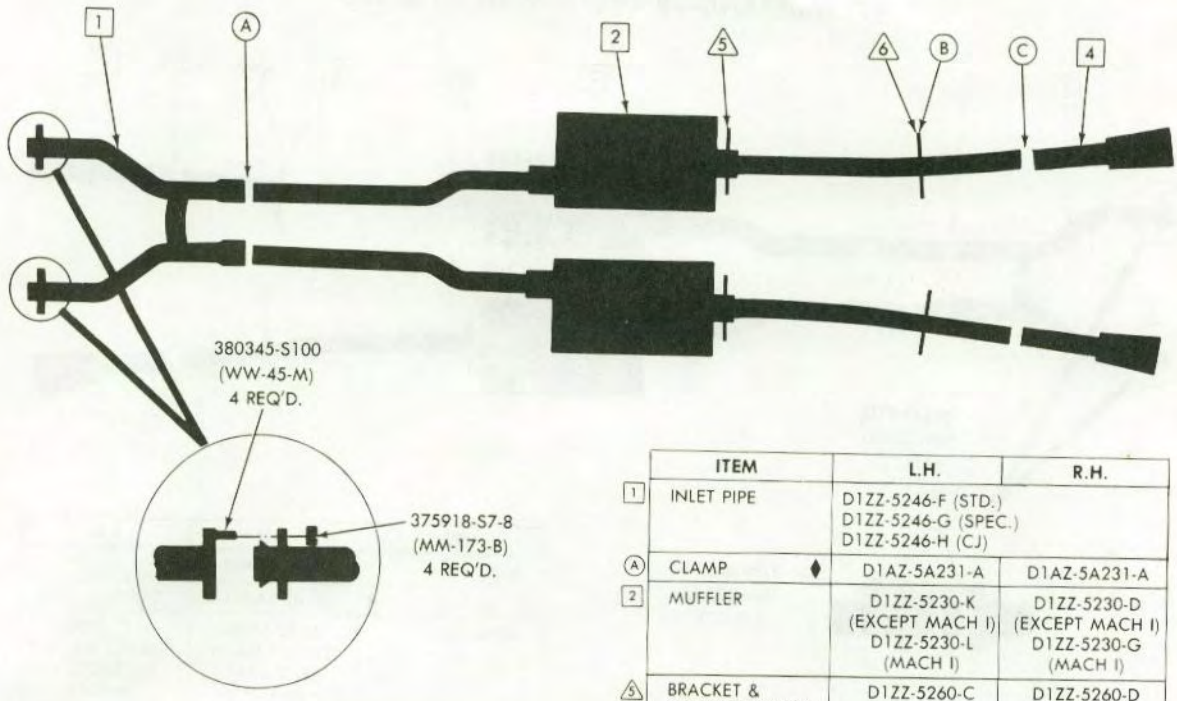

	ITEM	L.H.	R.H.
1	INLET PIPE	D1ZZ-5246-F (STD.) D1ZZ-5246-G (SPEC.) D1ZZ-5246-H (CJ)	
A	CLAMP ♦	D1AZ-5A231-A	D1AZ-5A231-A
2	MUFFLER	D1ZZ-5230-K (EXCEPT MACH I) D1ZZ-5230-L (MACH I)	D1ZZ-5230-D (EXCEPT MACH I) D1ZZ-5230-G (MACH I)
5	BRACKET & INSULATOR ASSY.	D1ZZ-5260-C	D1ZZ-5260-D
	381877-S2 (UU-52-AF) SCREW - HEX HD. 5/16-18 x 3/4 (8) REQ'D. ATT. BRKT. & INSUL. ASSY. TO MUFFLER & UNDERBODY		
6	BRACKET & INSULATOR ASSY.	D1ZZ-5260-E	D1ZZ-5260-A
	381877-S2 (UU-52-AF) SCREW - HEX HD. 5/16-18 x 3/4 (4) REQ'D. ATT. BRKT. & INSUL. ASSY. TO UNDERBODY		
B	CLAMP ♦	D1AZ-5A231-A	D1AZ-5A231-A
C	CLAMP ♦	D1AZ-5A231-A	D1AZ-5A231-A
4	PIPE EXTENSION	D1ZZ-5255-B (MACH I)	D1ZZ-5255-A (MACH I)

E-A-37

♦ Use D1AZ 5A231-A in U.S. only; use C000 5253-F in Canada

COPYRIGHT © 1975 — FORD MOTOR COMPANY — DEARBORN, MICHIGAN

1971 MUSTANG—8 CYL. 429-4B CJ & SCJ

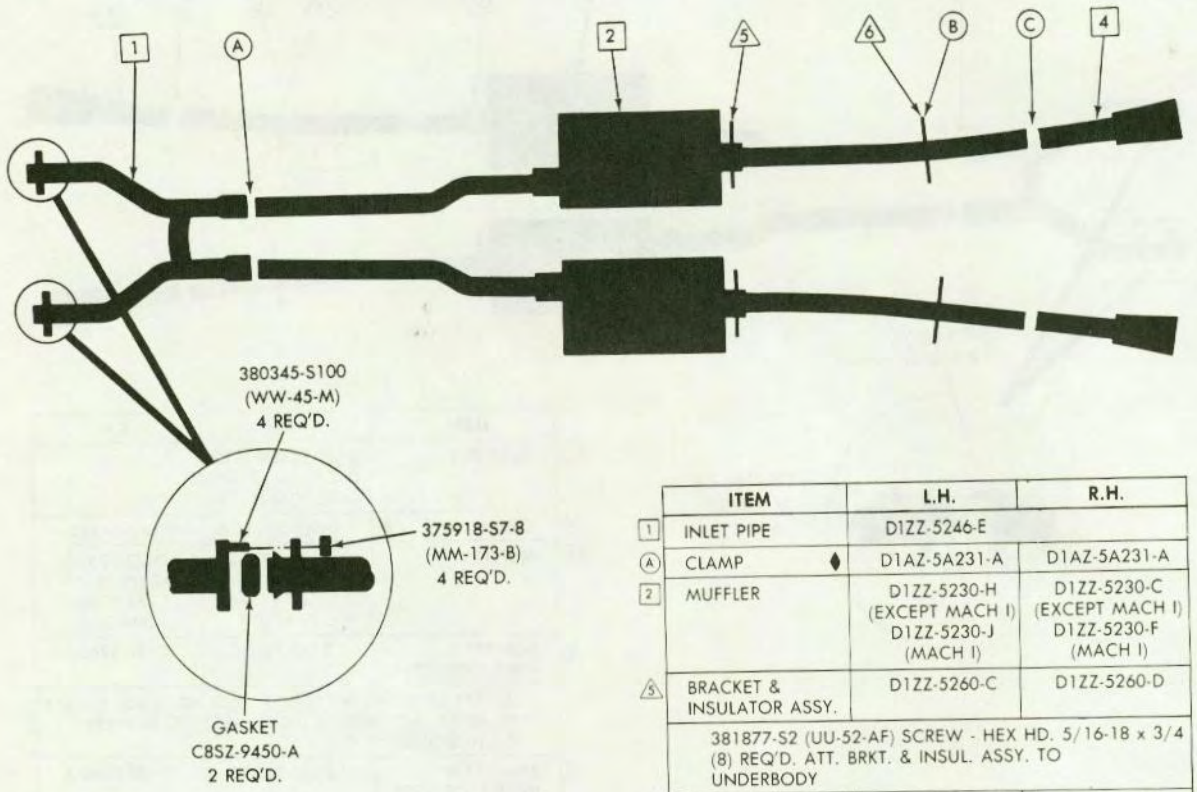

	ITEM	L.H.	R.H.
1	INLET PIPE	D1ZZ-5246-E	
A	CLAMP ♦	D1AZ-5A231-A	D1AZ-5A231-A
2	MUFFLER	D1ZZ-5230-H (EXCEPT MACH I) D1ZZ-5230-J (MACH I)	D1ZZ-5230-C (EXCEPT MACH I) D1ZZ-5230-F (MACH I)
5	BRACKET & INSULATOR ASSY.	D1ZZ-5260-C	D1ZZ-5260-D
	381877-S2 (UU-52-AF) SCREW - HEX HD. 5/16-18 x 3/4 (8) REQ'D. ATT. BRKT. & INSUL. ASSY. TO UNDERBODY		
6	BRACKET & INSULATOR ASSY.	D1ZZ-5260-E	D1ZZ-5260-A
	381877-S2 (UU-52-AF) SCREW - HEX HD. 5/16-18 x 3/4 (4) REQ'D. ATT. BRKT. & INSUL. ASSY. TO UNDERBODY		
B	CLAMP ♦	D1AZ-5A231-A	D1AZ-5A231-A
C	CLAMP ♦	D1AZ-5A231-A	D1AZ-5A231-A
4	PIPE EXTENSION	D1ZZ-5255-B (MACH I)	D1ZZ-5255-A (MACH I)

E-A-38

♦ Use D1AZ 5A231-A in U.S. only; use C000 5253-F in Canada

HALPERT_AUCTIONS

1971 PINTO—4 CYL. 98-1B (1600cc) STD. & RALLYE

CONSOLIDATED SERVICE REPLACEMENT (REPLACES ORIGINAL SERVICE SYSTEM BELOW)

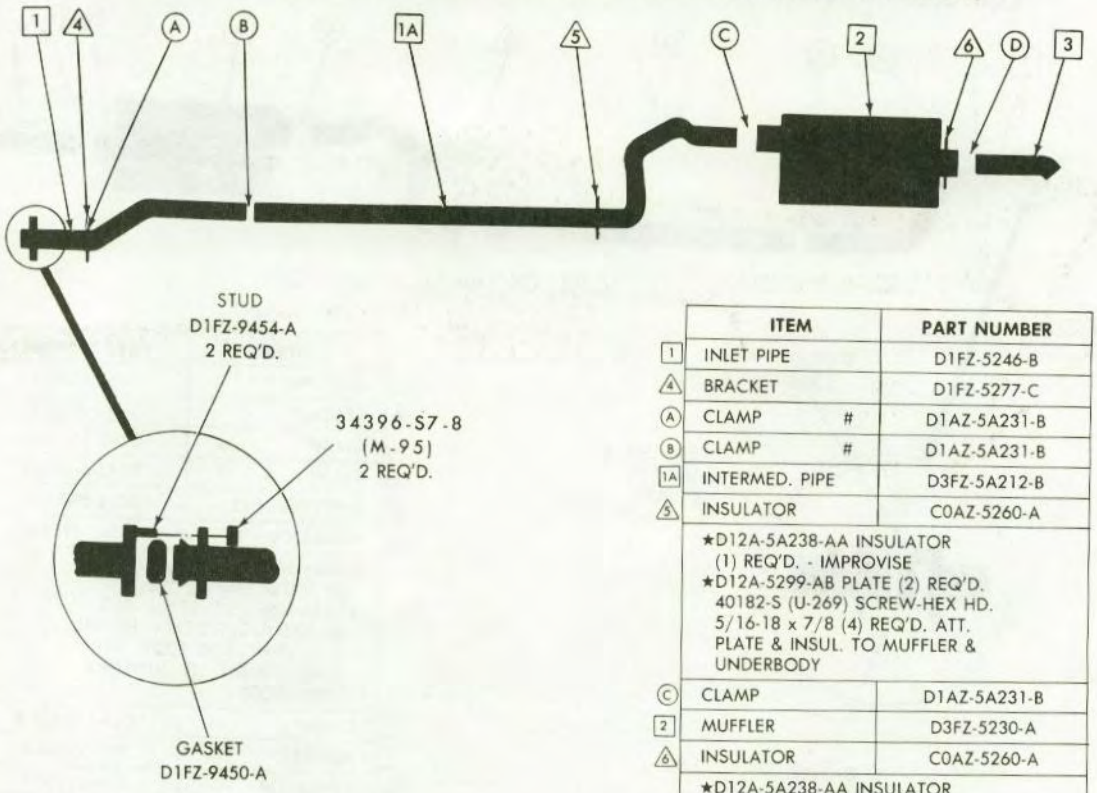

	ITEM	PART NUMBER
1	INLET PIPE	D1FZ-5246-B
4	BRACKET	D1FZ-5277-C
A	CLAMP #	D1AZ-5A231-B
B	CLAMP #	D1AZ-5A231-B
1A	INTERMED. PIPE	D3FZ-5A212-B
5	INSULATOR	C0AZ-5260-A
	★D12A-5A238-AA INSULATOR (1) REQ'D. - IMPROVISE ★D12A-5299-AB PLATE (2) REQ'D. 40182-S (U-269) SCREW-HEX HD. 5/16-18 x 7/8 (4) REQ'D. ATT. PLATE & INSUL. TO MUFFLER & UNDERBODY	
C	CLAMP	D1AZ-5A231-B
2	MUFFLER	D3FZ-5230-A
6	INSULATOR	C0AZ-5260-A
	★D12A-5A238-AA INSULATOR (1) REQ'D. - IMPROVISE ★D12A-5299-AB PLATE (2) REQ'D. 40182-S (U-269) SCREW-HEX HD. 5/16-18 x 7/8 (4) REQ'D. ATT. PLATE & INSUL. ASSY. TO MUFFLER & UNDERBODY	
D	CLAMP	D1AZ-5A231-B
3	OUTLET PIPE	D3FZ-5255-A

Original equipment and original service muffler, intermediate pipe and outlet pipe are a welded assembly. To service this assembly you must replace it with all three parts (muffler, intermediate pipe and outlet pipe) used together.

ORIGINAL SERVICE SYSTEM (REPLACED BY CONSOLIDATED SYSTEM ABOVE)



	ITEM	PART NUMBER
2	MUFFLER	★ D1FZ-5230-G

E-R-1

Use D1AZ 5A231-B in U.S. only, use C000 5253-C in Canada

COPYRIGHT © 1975 — FORD MOTOR COMPANY — DEARBORN, MICHIGAN

FINAL ISSUE

HALPERT_AUCTIONS

1971 PINTO—4 CYL. 122-2B (2000cc) STD. & RALLYE

CONSOLIDATED SERVICE REPLACEMENT (REPLACES ORIGINAL SERVICE SYSTEM BELOW)

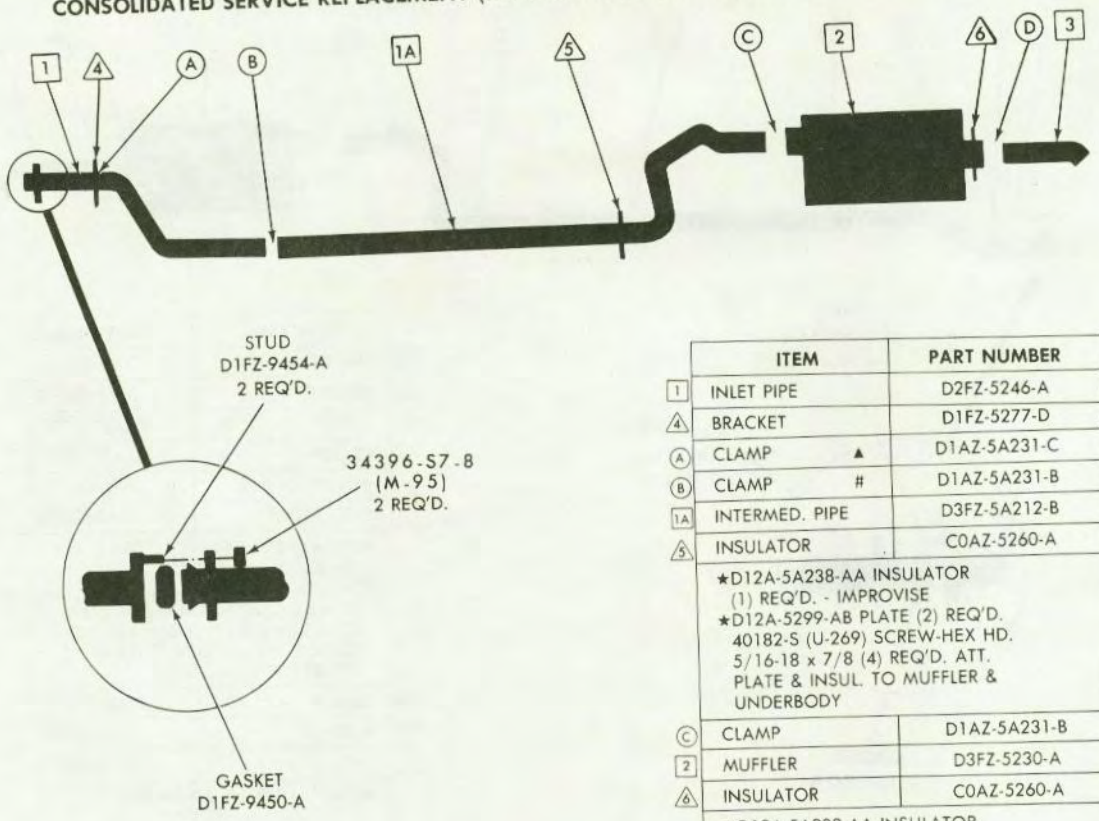

	ITEM	PART NUMBER
1	INLET PIPE	D2FZ-5246-A
4	BRACKET	D1FZ-5277-D
A	CLAMP ▲	D1AZ-5A231-C
B	CLAMP #	D1AZ-5A231-B
1A	INTERMED. PIPE	D3FZ-5A212-B
5	INSULATOR	C0AZ-5260-A
	★D12A-5A238-AA INSULATOR (1) REQ'D. - IMPROVISE ★D12A-5299-AB PLATE (2) REQ'D. 40182-S (U-269) SCREW-HEX HD. 5/16-18 x 7/8 (4) REQ'D. ATT. PLATE & INSUL. TO MUFFLER & UNDERBODY	
C	CLAMP	D1AZ-5A231-B
2	MUFFLER	D3FZ-5230-A
6	INSULATOR	C0AZ-5260-A
	★D12A-5A238-AA INSULATOR (1) REQ'D. - IMPROVISE ★D12A-5299-AB PLATE (2) REQ'D. 40182-S (U-269) SCREW-HEX HD. 5/16-18 x 7/8 (4) REQ'D. ATT. PLATE & INSUL. ASSY. TO MUFFLER & UNDERBODY	
D	CLAMP	D1AZ-5A231-B
3	OUTLET PIPE	D3FZ-5255-A

Original equipment and original service muffler, intermediate pipe and outlet pipe are a welded assembly. To service this assembly you must replace it with all three parts (muffler, intermediate pipe and outlet pipe) used together.

ORIGINAL SERVICE SYSTEM (REPLACED BY CONSOLIDATED SYSTEM ABOVE)



	ITEM	PART NUMBER
2	MUFFLER	★D1FZ-5230-H

▲ Use D1AZ 5A231-C in U.S. only, use C0OO 5253-E in Canada

\# Use D1AZ 5A231-B in U.S. only, use C0OO 5253-C in Canada

HALPERT_AUCTIONS

1971 MAVERICK—6 CYL. 170-1B & 200-1B

CONSOLIDATED SERVICE REPLACEMENT (REPLACES ORIGINAL SERVICE SYSTEM BELOW)

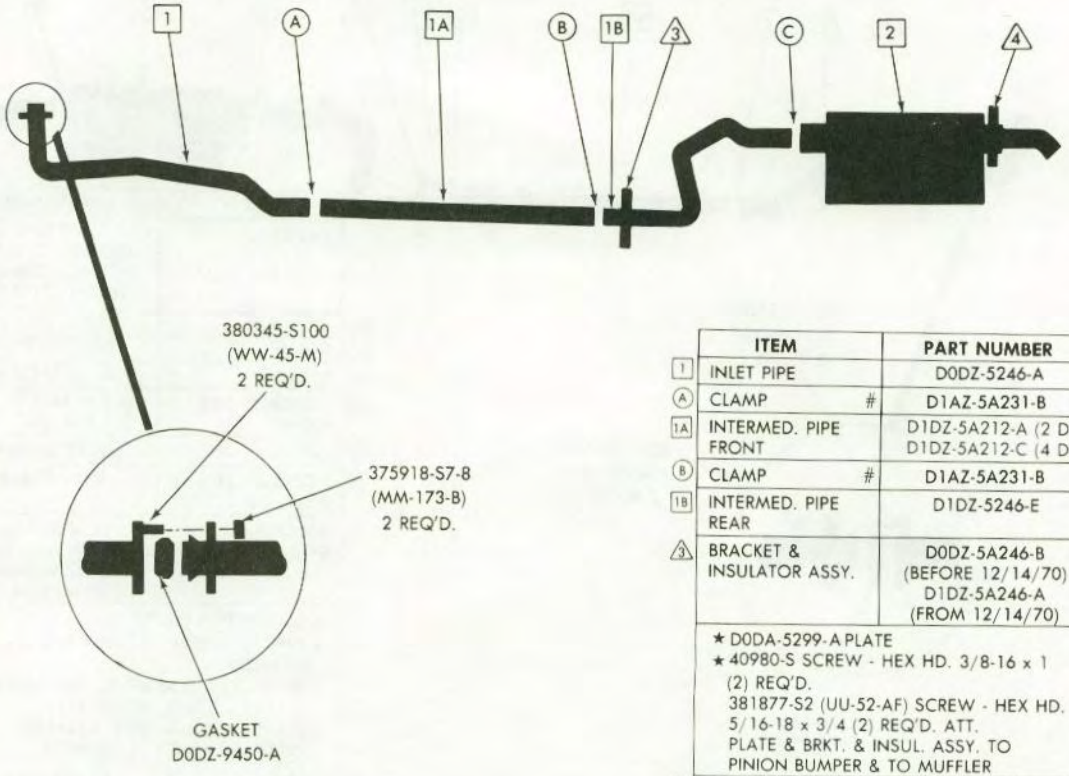

	ITEM	PART NUMBER
1	INLET PIPE	D0DZ-5246-A
A	CLAMP #	D1AZ-5A231-B
1A	INTERMED. PIPE FRONT	D1DZ-5A212-A (2 DR.) D1DZ-5A212-C (4 DR.)
B	CLAMP #	D1AZ-5A231-B
1B	INTERMED. PIPE REAR	D1DZ-5246-E
3	BRACKET & INSULATOR ASSY.	D0DZ-5A246-B (BEFORE 12/14/70) D1DZ-5A246-A (FROM 12/14/70)
	★ D0DA-5299-A PLATE ★ 40980-S SCREW - HEX HD. 3/8-16 x 1 (2) REQ'D. 381877-S2 (UU-52-AF) SCREW - HEX HD. 5/16-18 x 3/4 (2) REQ'D. ATT. PLATE & BRKT. & INSUL. ASSY. TO PINION BUMPER & TO MUFFLER	
C	CLAMP #	D1AZ-5A231-B
2	MUFFLER	D1DZ-5230-L
4	BRACKET & INSULATOR ASSY.	D1DZ-5260-A
	381877-S2 (UU-52-AF) SCREW - HEX HD. 5/16-18 x 3/4 (4) REQ'D. ATT. BRKT. & INSUL. ASSY. TO MUFFLER & UNDERBODY	

Original equipment muffler and intermediate pipe are a welded assembly. To service this assembly you must replace it completely with three parts (muffler and two intermediate pipes) used together.

ORIGINAL SERVICE SYSTEM (REPLACED BY CONSOLIDATED SYSTEM ABOVE)

	ITEM	PART NUMBER
2	MUFFLER	★D1DZ-5230-D (2 DR.) - BEFORE 12/14/70 ★D1DZ-5230-K (2 DR.) - FROM 12/14/70 D1DZ-5230-C (4 DR.) - BEFORE 12/14/70 ★D1DZ-5230-J (4 DR.) - FROM 12/14/70

E-L-4

Use D1AZ 5A231-B in U.S. only; use C000 5253-C in Canada

COPYRIGHT © 1975 — FORD MOTOR COMPANY — DEARBORN, MICHIGAN

HALPERT_AUCTIONS

1971 MAVERICK—6 CYL. 250-1B

CONSOLIDATED SERVICE REPLACEMENT (REPLACES ORIGINAL SERVICE SYSTEM BELOW)

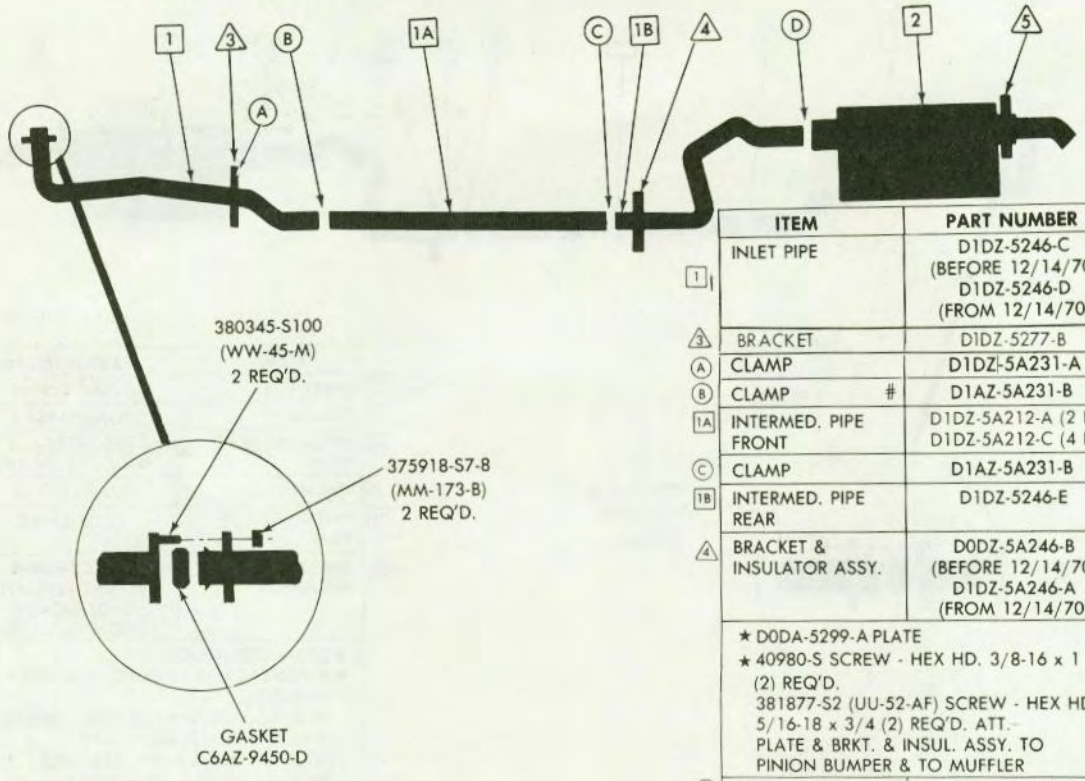

ITEM		PART NUMBER
1	INLET PIPE	D1DZ-5246-C (BEFORE 12/14/70) D1DZ-5246-D (FROM 12/14/70)
3	BRACKET	D1DZ-5277-B
A	CLAMP	D1DZ-5A231-A
B	CLAMP #	D1AZ-5A231-B
1A	INTERMED. PIPE FRONT	D1DZ-5A212-A (2 DR.) D1DZ-5A212-C (4 DR.)
C	CLAMP	D1AZ-5A231-B
1B	INTERMED. PIPE REAR	D1DZ-5246-E
4	BRACKET & INSULATOR ASSY.	D0DZ-5A246-B (BEFORE 12/14/70) D1DZ-5A246-A (FROM 12/14/70)
	★ D0DA-5299-A PLATE ★ 40980-S SCREW - HEX HD. 3/8-16 x 1 (2) REQ'D. 381877-S2 (UU-52-AF) SCREW - HEX HD. 5/16-18 x 3/4 (2) REQ'D. ATT. PLATE & BRKT. & INSUL. ASSY. TO PINION BUMPER & TO MUFFLER	
D	CLAMP #	D1AZ-5A231-B
2	MUFFLER	D1DZ-5230-L
5	BRACKET & INSULATOR ASSY.	D1DZ-5260-A
	381877-S2 (UU-52-AF) SCREW - HEX HD. 5/16-18 x 3/4 (4) REQ'D. ATT. BRKT. & INSUL. ASSY. TO MUFFLER & UNDERBODY	

Original equipment muffler and intermediate pipe are a welded assembly. To service this assembly you must replace it completely with three parts (muffler and two intermediate pipes) used together.

ORIGINAL SERVICE SYSTEM (REPLACED BY CONSOLIDATED SYSTEM ABOVE)



ITEM		PART NUMBER
2	MUFFLER	★D1DZ-5230-D (2 DR.) - BEFORE 12/14/70 ★D1DZ-5230-K (2 DR.) - FROM 12/14/70 ★D1DZ-5230-C (4 DR.) - BEFORE 12/14/70 ★D1DZ-5230-J (4 DR.) - FROM 12/14/70

E-L-6

Use D1AZ 5A231-B in U.S. only, use C000 5253-C in Canada

HALPERT_AUCTIONS

1971 MAVERICK—8 CYL. 302-2B

CONSOLIDATED SERVICE REPLACEMENT (REPLACES ORIGINAL SERVICE SYSTEM BELOW)

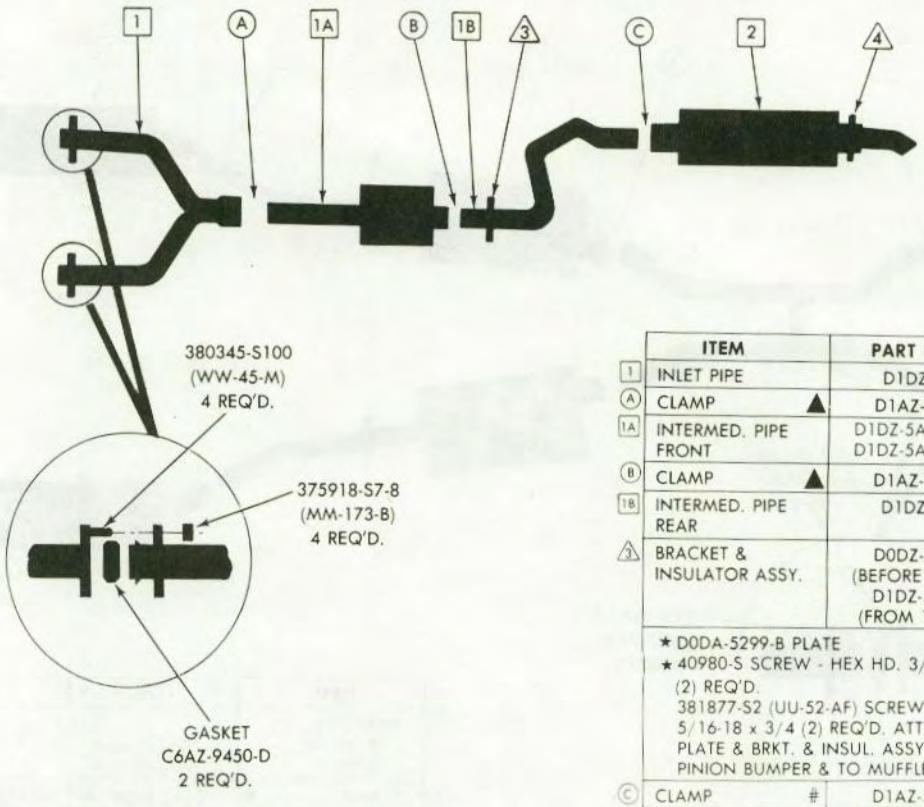

	ITEM	PART NUMBER
1	INLET PIPE	D1DZ-5246-B
A	CLAMP ▲	D1AZ-5A231-C
1A	INTERMED. PIPE FRONT	D1DZ-5A289-D (2 DR.) D1DZ-5A289-C (4 DR.)
B	CLAMP ▲	D1AZ-5A231-C
1B	INTERMED. PIPE REAR	D1DZ-5246-E
3	BRACKET & INSULATOR ASSY.	D0DZ-5A246-B (BEFORE 12/14/70) D1DZ-5A246-A (FROM 12/14/70)
	★ D0DA-5299-B PLATE ★ 40980-S SCREW - HEX HD. 3/8-16 x 1 (2) REQ'D. 381877-S2 (UU-52-AF) SCREW - HEX HD. 5/16-18 x 3/4 (2) REQ'D. ATT. PLATE & BRKT. & INSUL. ASSY. TO PINION BUMPER & TO MUFFLER	
C	CLAMP #	D1AZ-5A231-B
2	MUFFLER	D1DZ-5230-L
4	BRACKET & INSULATOR ASSY.	D1DZ-5260-A
	381877-S2 (UU-52-AF) SCREW - HEX HD. 5/16-18 x 3/4 (4) REQ'D. ATT. BRKT. & INSUL. ASSY. TO MUFFLER & UNDERBODY	

Original equipment muffler and intermediate pipe are a welded assembly. To service this assembly you must replace it completely with three parts (muffler and two intermediate pipes) used together.

ORIGINAL SERVICE SYSTEM (REPLACED BY CONSOLIDATED SYSTEM ABOVE)

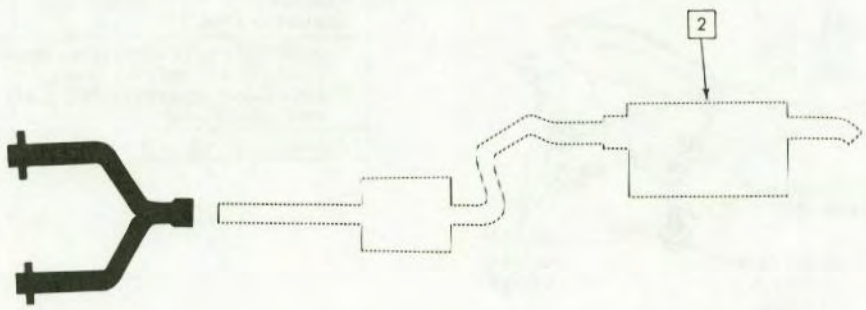

	ITEM	PART NUMBER
2	MUFFLER	★ D1DZ-5230-F (2 DR.) ★ D1DZ-5230-E (4 DR.)

E-L-8

▲ Use D1AZ 5A231-C in U.S. only; use C000 5253-E in Canada

\# Use D1AZ 5A231-B in U.S. only; use C000 5253-C in Canada

COPYRIGHT © 1975 — FORD MOTOR COMPANY — DEARBORN, MICHIGAN

HALPERT_AUCTIONS

1971 THUNDERBIRD—8 CYL. 429-4B 2 DOOR & 4 DOOR HARDTOP

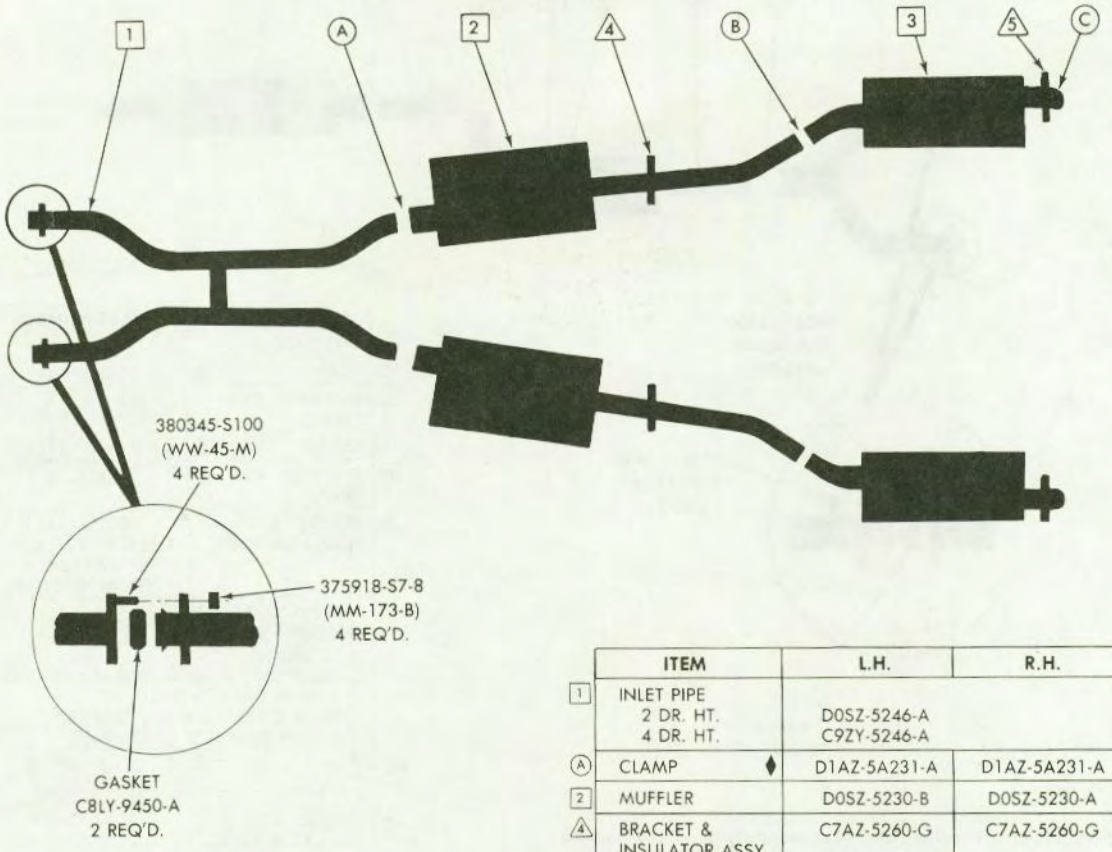

	ITEM	L.H.	R.H.
1	INLET PIPE 2 DR. HT. 4 DR. HT.	 D0SZ-5246-A C9ZY-5246-A	
A	CLAMP ♦	D1AZ-5A231-A	D1AZ-5A231-A
2	MUFFLER	D0SZ-5230-B	D0SZ-5230-A
4	BRACKET & INSULATOR ASSY.	C7AZ-5260-G	C7AZ-5260-G
	★ C7SA-5299-A PLATE ★ 40980-S2 SCREW - HEX HD. 3/8-16 x 1 (4) REQ'D. ATT. BRKT. TO FRAME 381877-S2 (UU-52-AF) SCREW - HEX HD. 5/16-18 x 3/4 (4) REQ'D. ATT. PIPE TO BRKT.		
B	CLAMP #	D1AZ-5A231-B	D1AZ-5A231-B
3	RESONATOR	D0SZ-5A289-D	D0SZ-5A289-C
5	BRACKET & INSULATOR ASSY.	C7SZ-5260-A	C7SZ-5260-B
	381877-S2 (UU-52-AF) SCREW - HEX HD. 5/16-18 x 3/4 (4) REQ'D. ATT. BRKT. TO FRAME C8SZ-5266-A BRACKET (2) REQ'D. ATT. PIPE TO BRKT. WITH CLAMP		
C	CLAMP ▲	D1AZ-5A231-C	D1AZ-5A231-C

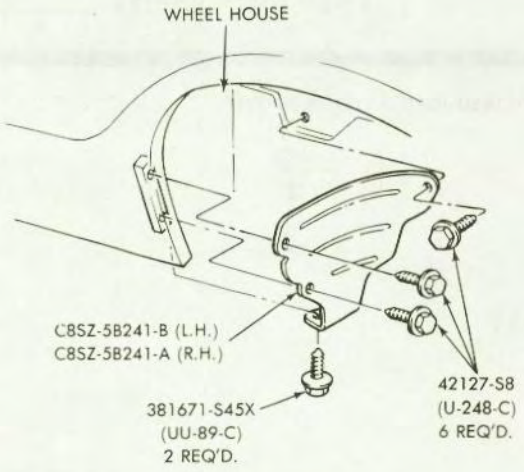

MUFFLER SPLASH SHIELD

E-H-7

♦ Use D1AZ 5A231-A in U.S. only; use C000 5253-F in Canada
\# Use D1AZ 5A231-B in U.S. only; use C000 5253-C in Canada
▲ Use D1AZ 5A231-C in U.S. only; use C000 5253-E in Canada

HALPERT_AUCTIONS

1971 BRONCO—6 CYL. 170-1B

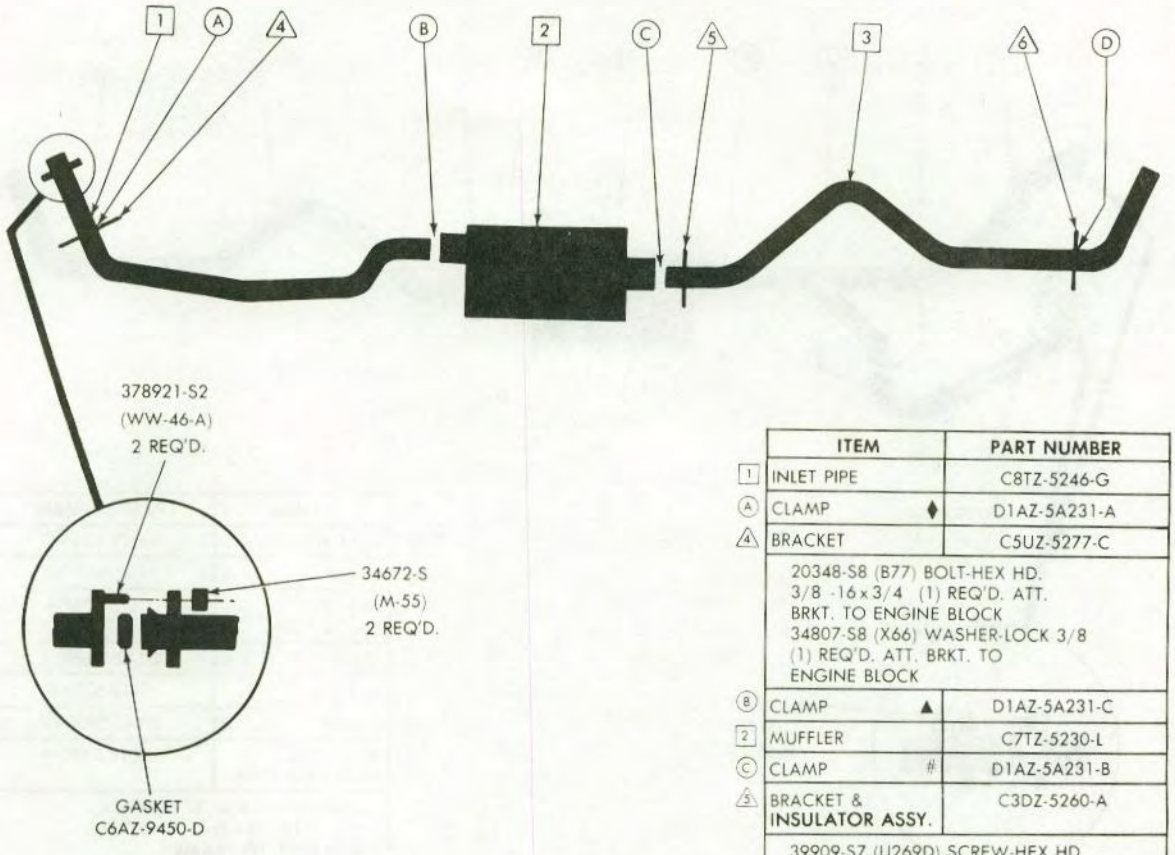

	ITEM	PART NUMBER
1	INLET PIPE	C8TZ-5246-G
A	CLAMP ♦	D1AZ-5A231-A
4	BRACKET	C5UZ-5277-C
	20348-S8 (B77) BOLT-HEX HD. 3/8 -16 x 3/4 (1) REQ'D. ATT. BRKT. TO ENGINE BLOCK 34807-S8 (X66) WASHER-LOCK 3/8 (1) REQ'D. ATT. BRKT. TO ENGINE BLOCK	
B	CLAMP ▲	D1AZ-5A231-C
2	MUFFLER	C7TZ-5230-L
C	CLAMP #	D1AZ-5A231-B
5	BRACKET & INSULATOR ASSY.	C3DZ-5260-A
	39909-S7 (U269D) SCREW-HEX HD. 5/16 -18 x 3/4 (2) REQ'D. ATT. BRKT. TO FRAME	
3	OUTLET PIPE	C7TZ-5255-AE
6	BRACKET & INSULATOR ASSY.	C30Z-5260-A
	39909-S7 (U269D) SCREW-HEX HD. 5/16 -18 x 3/4 (2) REQ'D. ATT. BRKT. TO FRAME	
D	CLAMP #	D1AZ-5A231-B

EN-11

♦ Use D1AZ 5A231-A in U.S. only; use C000 5253-F in Canada
▲ Use D1AZ 5A231-C in U.S. only; use C000 5253-E in Canada
♯ Use D1AZ 5A231-B in U.S. only; use C000 5253-C in Canada

COPYRIGHT © 1975 — FORD MOTOR COMPANY — DEARBORN, MICHIGAN

HALPERT_AUCTIONS

1971 BRONCO—8 CYL. 302-2B

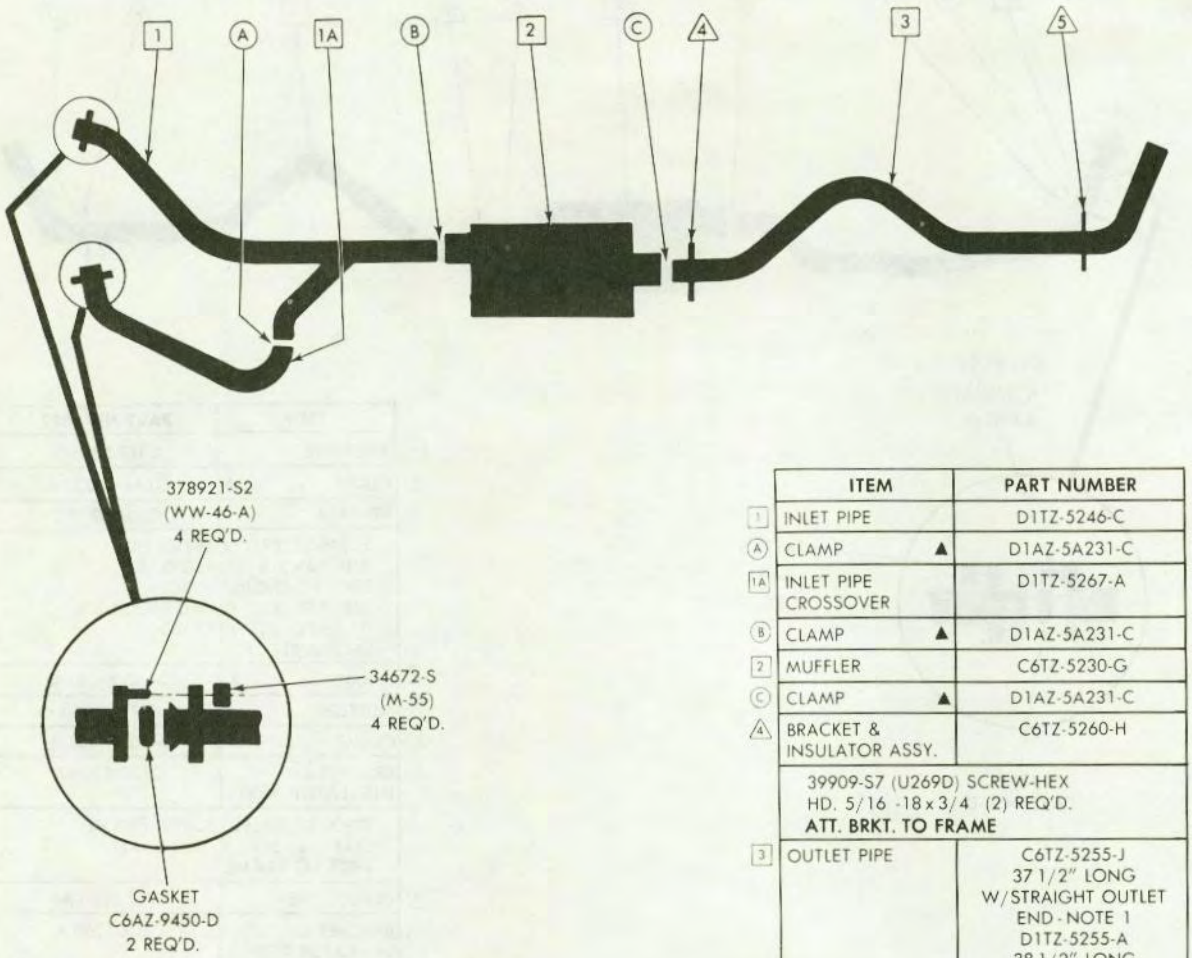

	ITEM	PART NUMBER
1	INLET PIPE	D1TZ-5246-C
A	CLAMP ▲	D1AZ-5A231-C
1A	INLET PIPE CROSSOVER	D1TZ-5267-A
B	CLAMP ▲	D1AZ-5A231-C
2	MUFFLER	C6TZ-5230-G
C	CLAMP ▲	D1AZ-5A231-C
4	BRACKET & INSULATOR ASSY.	C6TZ-5260-H
	39909-S7 (U269D) SCREW-HEX HD. 5/16 -18 x 3/4 (2) REQ'D. **ATT. BRKT. TO FRAME**	
3	OUTLET PIPE	C6TZ-5255-J 37 1/2" LONG W/STRAIGHT OUTLET END - NOTE 1 D1TZ-5255-A 38 1/2" LONG W/CURVED OUTLET END - NOTE 2
5	BRACKET & INSULATOR ASSY.	C6TZ-5260-G
	39909-S7 (U269D) SCREW-HEX HD. 5/16 -18 x 3/4 (2) REQ'D. **ATT. BRKT. TO FRAME** 23440-S8 (B10) BOLT-HEX HD. 3/8 -16 x 1 1/4 (1) REQ'D. ATT. OUTLET PIPE TO BRKT. 34807-S8 (X66) WASHER-LOCK 3/8 (1) REQ'D. ATT. OUTLET PIPE TO BRKT. 33799-S7 (M52) NUT-LOCK 3/8 -16 (1) REQ'D. ATT. OUTLET PIPE TO BRKT.	

EN-12

▲ Use D1AZ 5A231-A in U.S. only; use C000 5253-E in Canada

NOTE 1 - "Before Ser. M00,001" use except in states of California and Colorado.
"From Ser. M00,001" use except in states of California, Colorado and Chicago Sales District.

NOTE 2 - "Before Ser. M00,001" use in states of California and Colorado.
"From Ser. M00,001" use in states of California, Colorado and Chicago Sales District.

HALPERT_AUCTIONS

EXHAUST PARTS MODEL INDEX

How to use this index -

1. Find the car model desired.
2. Find the line which lists the engine displacement needed.
3. Select the correct page, and turn to that page.

Explanation of picture - text catalog sheets -

In sections 52.65 through 52.72, the complete present service system is shown at the top of the page, with an illustration and a complete bill of materials. If a second illustration appears below, that is the service system before simplification. In the lower system (before simplification), parts which are changed are shown by dotted lines, and the part numbers are shown in the table. Parts shown in black are parts which are unchanged and shown above in the upper illustration.

For stamped number cross-reference information and for size information, refer to Section 52, page 1.

1972

CYL.	C.I.D.	MODEL	TYPE▲	SECTION	PAGE	ILLUS. NO. ♦
A (FORD)						
6	240-1B		S	52.72	2	EF 97
8	302-2B	Exc.71	S	52.72	3	EF 98
		71	S	52.72	4	EF 99
	351-2B	Exc.71	S	52.72	5	EF 100
		71	S	52.72	6	EF 101
	400-2B	Exc.71	S	52.72	7	EF 102
		71	S	52.72	8	EF 103
	429-4B	Exc.P/C,71	S	52.72	9	EF 104
		P/C-exc.71	D	52.72	10	EF 109
		71 (includes P/C)	S	52.72	11	EF 105
B (TORINO)						
6	250-1B	Exc.71,97	S	52.72	12	EC 77
		71,97	S	52.72	13	EC 78
8	302-2B	Exc.71,97	S	52.72	14	EC 79
		71,97	S	52.72	15	EC 81
	351-2B	Exc.71,97	S	52.72	16	EC 82
		71,97	S	52.72	17	EC 83
	351-CJ	53 (P/C)	D	52.72	19	EC 91
		53,63,65 (exc. P/C)	D	52.72	18	EC 84
		97	D	52.72	20	EC 85
	400-2B	Exc.71,97	S	52.72	21	EC 86
		71,97	S	52.72	17	EC 83
	429-4B	Exc. 71,97,P/C	S	52.72	22	EC 88
		71,97	S	52.72	24	EC 89
		P/C	D	52.72	23	EC 90

CYL.	C.I.D.	MODEL	TYPE▲	SECTION	PAGE	ILLUS. NO. ♦
F (MUSTANG)						
6	250-1B		S	52.72	25	EA 39
8	302-2B		S	52.72	26	EA 40
	351-2B		S	52.72	27	EA 42
	351-4B	CJ & Special (Boss)	D	52.72	28	EA 43
L (PINTO)						
4	98-1B (1600cc)		S	52.72	29	ER 3
	122-2B (2000cc)	Exc. 73	S	52.72	30	ER 4
	122-2B (2000cc)	73	S	52.72	31	ER 5
P (MAVERICK)						
6	170-1B		S	52.72	32	EL 9
	200-1B		S	52.72	32	EL 9
	250-1B		S	52.72	33	EL 11
	302-2B		S	52.72	34	EL 13
S (THUNDERBIRD)						
8	400-2B		S	52.72	35	EH 8
	429-4B		S	52.72	36	EH 9
	460-4B		S	52.72	36	EH 9
U (BRONCO)						
6	200-1B		S	52.72	37	EN 13
8	302-2B		S	52.72	38	EN 14

♦ For control purposes only ▲ S - Single D - Dual

COPYRIGHT © 1975 — FORD MOTOR COMPANY — DEARBORN, MICHIGAN
FINAL ISSUE

HALPERT_AUCTIONS

1972 FORD—6 CYL. 240-1B SEDAN & HARDTOP

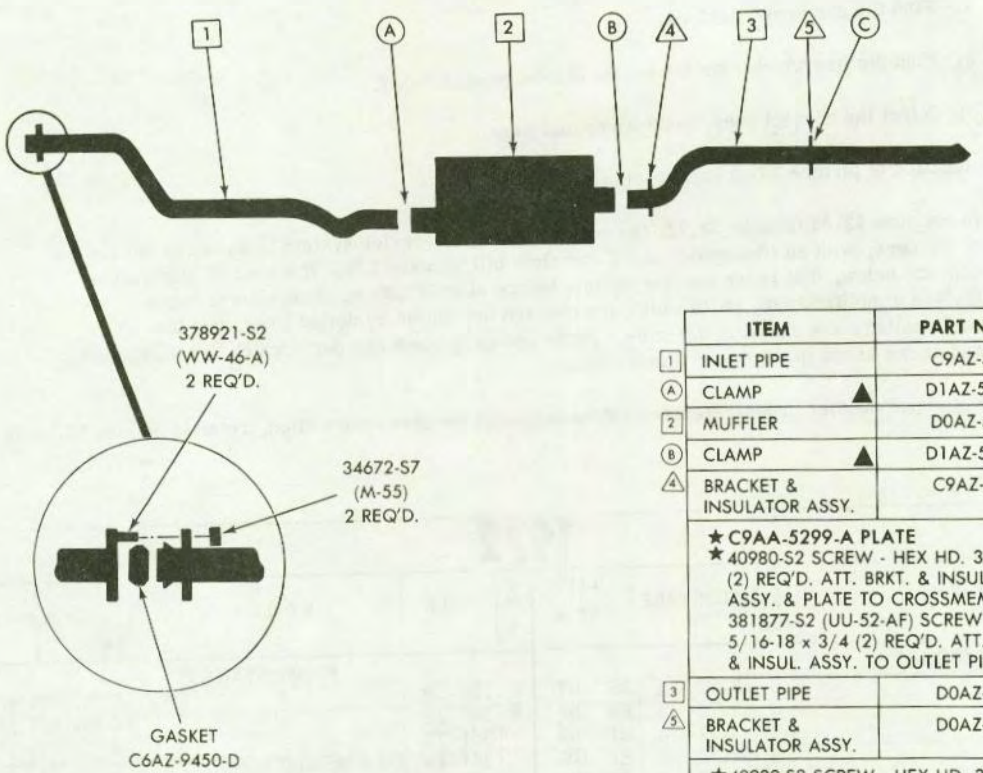

Original equipment muffler and outlet pipe are a welded assembly. To service this assembly you must replace it with both parts (muffler and outlet pipe) used together.

	ITEM	PART NUMBER
1	INLET PIPE	C9AZ-5246-C
A	CLAMP ▲	D1AZ-5A231-C
2	MUFFLER	D0AZ-5230-T
B	CLAMP ▲	D1AZ-5A231-C
4	BRACKET & INSULATOR ASSY.	C9AZ-5260-A
	★C9AA-5299-A PLATE ★40980-S2 SCREW - HEX HD. 3/8-16 x 1 (2) REQ'D. ATT. BRKT. & INSUL. ASSY. & PLATE TO CROSSMEMBER 381877-S2 (UU-52-AF) SCREW - HEX HD. 5/16-18 x 3/4 (2) REQ'D. ATT. BRKT. & INSUL. ASSY. TO OUTLET PIPE	
3	OUTLET PIPE	D0AZ-5255-K
5	BRACKET & INSULATOR ASSY.	D0AZ-5260-B
	★40980-S2 SCREW - HEX HD. 3/8-16 x 1 (2) REQ'D. ATT. BRKT. & INSUL. ASSY. TO FRAME & OUTLET PIPE	
C	CLAMP ▲	D1AZ-5A231-C

E-F-97

▲ Use D1AZ 5A231-C in U.S. only; use C000 5253-E in Canada

HALPERT_AUCTIONS

1972 FORD—8 CYL. 302-2B SEDAN & HARDTOP

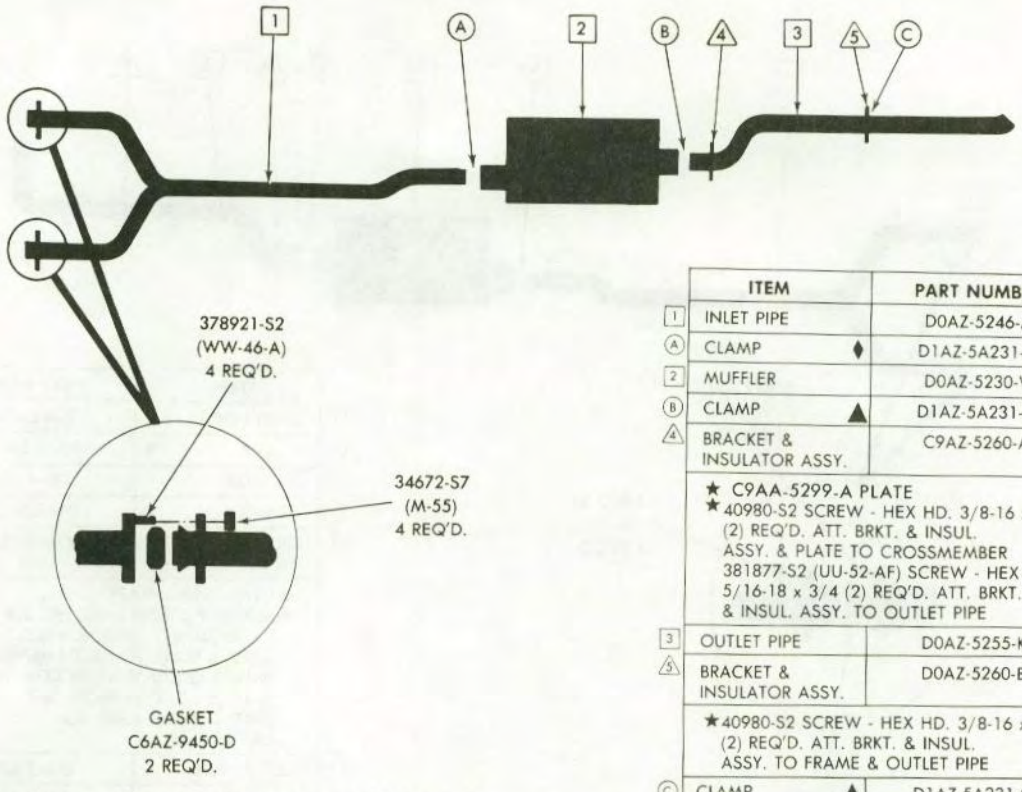

	ITEM	PART NUMBER
1	INLET PIPE	D0AZ-5246-A
A	CLAMP ♦	D1AZ-5A231-A
2	MUFFLER	D0AZ-5230-V
B	CLAMP ▲	D1AZ-5A231-C
4	BRACKET & INSULATOR ASSY.	C9AZ-5260-A
	★ C9AA-5299-A PLATE ★ 40980-S2 SCREW - HEX HD. 3/8-16 x 1 (2) REQ'D. ATT. BRKT. & INSUL. ASSY. & PLATE TO CROSSMEMBER 381877-S2 (UU-52-AF) SCREW - HEX HD. 5/16-18 x 3/4 (2) REQ'D. ATT. BRKT. & INSUL. ASSY. TO OUTLET PIPE	
3	OUTLET PIPE	D0AZ-5255-K
5	BRACKET & INSULATOR ASSY.	D0AZ-5260-B
	★ 40980-S2 SCREW - HEX HD. 3/8-16 x 1 (2) REQ'D. ATT. BRKT. & INSUL. ASSY. TO FRAME & OUTLET PIPE	
C	CLAMP ▲	D1AZ-5A231-C

Original equipment muffler and outlet pipe are a welded assembly. To service this assembly you must replace it with both parts (muffler and outlet pipe) used together.

E-F-98

♦ Use D1AZ 5A231-A in U.S. only; use C000 5253-F in Canada

▲ Use D1AZ 5A231-C in U.S. only; use C000 5253-E in Canada

COPYRIGHT © 1975 — FORD MOTOR COMPANY — DEARBORN, MICHIGAN

HALPERT_AUCTIONS

1972 FORD—8 CYL. 302-2B STATION WAGON

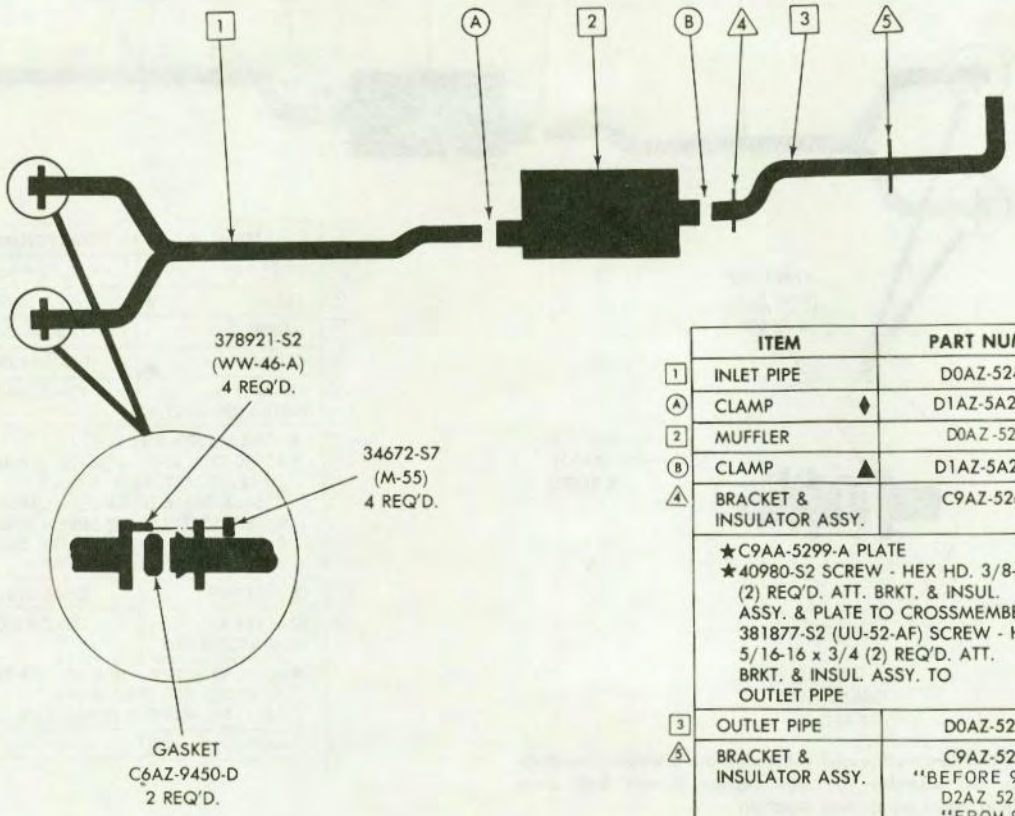

	ITEM	PART NUMBER
1	INLET PIPE	D0AZ-5246-A
A	CLAMP ♦	D1AZ-5A231-A
2	MUFFLER	D0AZ-5230-V
B	CLAMP ▲	D1AZ-5A231-C
4	BRACKET & INSULATOR ASSY.	C9AZ-5260-A
	★C9AA-5299-A PLATE ★40980-S2 SCREW - HEX HD. 3/8-16 x 1 (2) REQ'D. ATT. BRKT. & INSUL. ASSY. & PLATE TO CROSSMEMBER 381877-S2 (UU-52-AF) SCREW - HEX HD. 5/16-16 x 3/4 (2) REQ'D. ATT. BRKT. & INSUL. ASSY. TO OUTLET PIPE	
3	OUTLET PIPE	D0AZ-5255-U
5	BRACKET & INSULATOR ASSY.	C9AZ-5260-C "BEFORE 9/27/71" D2AZ 5260-A "FROM 9/27/71"
	381877-S2 (UU-52-AF) SCREW - HEX HD. 5/16-18 x 3/4 (2) REQ'D. 33770-S4 (M-89-K) NUT - HEX HD. 5/16 (2) REQ'D. 56320-S4 (B-318-GD) SCREW - HEX HD. 5/16-18 x 7/8 (2) REQ'D. ATT. BRKT. & INSUL. ASSY. TO FRAME & OUTLET PIPE	

Original equipment muffler and outlet pipe are a welded assembly. To service this assembly you must replace it with both parts (muffler and outlet pipe) used together.

E-F-99

♦ Use D1AZ 5A231-A in U.S. only; use C000 5253-F in Canada

▲ Use D1AZ 5A231-C in U.S. only; use C000 5253-E in Canada

HALPERT_AUCTIONS

1972 FORD—8 CYL. 351-2B SEDAN, HARDTOP & CONVERTIBLE

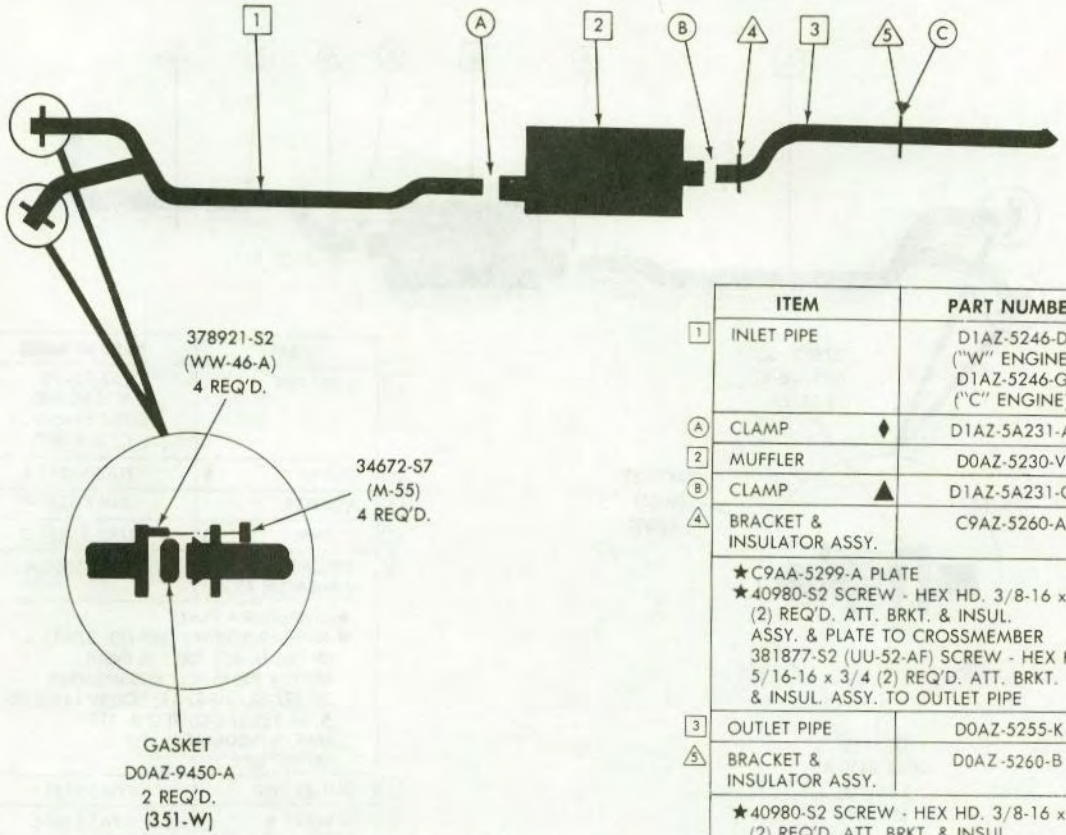

Original equipment muffler and outlet pipe are a welded assembly. To service this assembly you must replace it with both parts (muffler and outlet pipe) used together.

	ITEM	PART NUMBER
1	INLET PIPE	D1AZ-5246-D ("W" ENGINE) D1AZ-5246-G ("C" ENGINE)
A	CLAMP ♦	D1AZ-5A231-A
2	MUFFLER	D0AZ-5230-V
B	CLAMP ▲	D1AZ-5A231-C
4	BRACKET & INSULATOR ASSY.	C9AZ-5260-A
	★C9AA-5299-A PLATE ★40980-S2 SCREW - HEX HD. 3/8-16 x 1 (2) REQ'D. ATT. BRKT. & INSUL. ASSY. & PLATE TO CROSSMEMBER 381877-S2 (UU-52-AF) SCREW - HEX HD. 5/16-16 x 3/4 (2) REQ'D. ATT. BRKT. & INSUL. ASSY. TO OUTLET PIPE	
3	OUTLET PIPE	D0AZ-5255-K
5	BRACKET & INSULATOR ASSY.	D0AZ-5260-B
	★40980-S2 SCREW - HEX HD. 3/8-16 x 1 (2) REQ'D. ATT. BRKT. & INSUL. ASSY. TO FRAME	
C	CLAMP ▲	D1AZ-5A231-C

E-F-100

♦ Use D1AZ 5A231-A in U.S. only; use C000 5253-F in Canada

▲ Use D1AZ 5A231-C in U.S. only; use C000 5253-E in Canada

COPYRIGHT © 1975 — FORD MOTOR COMPANY — DEARBORN, MICHIGAN

HALPERT_AUCTIONS

1972 FORD—8 CYL. 351-2B STATION WAGON

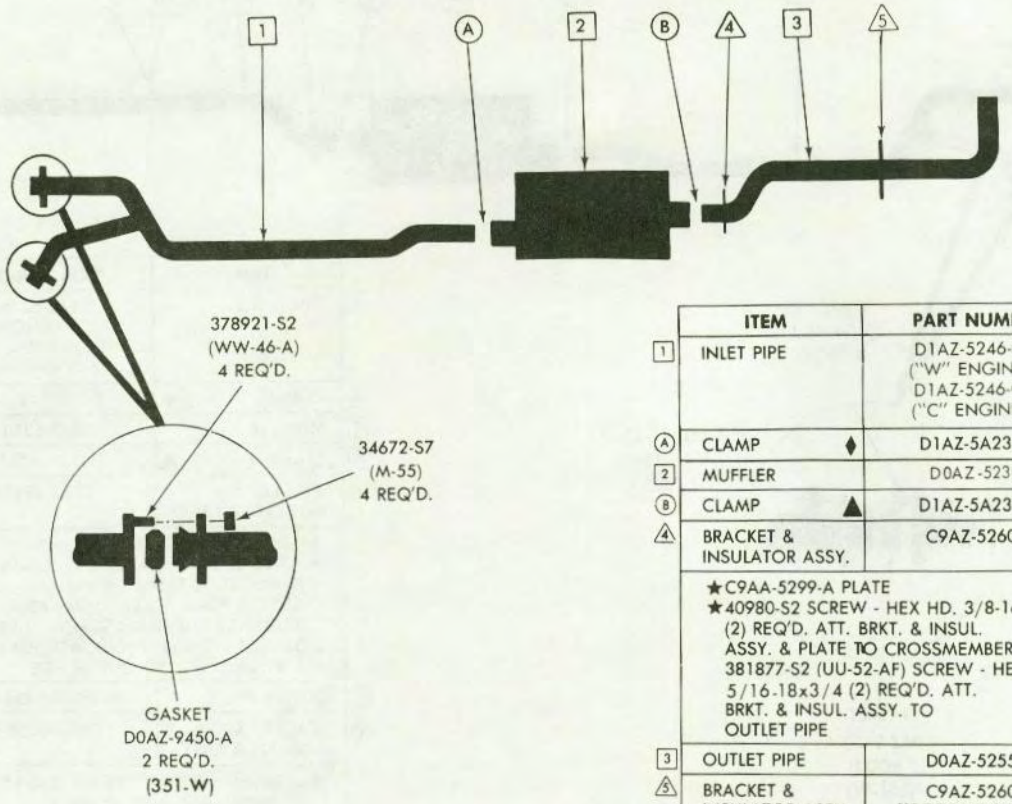

	ITEM	PART NUMBER
1	INLET PIPE	D1AZ-5246-D ("W" ENGINE) D1AZ-5246-G ("C" ENGINE)
A	CLAMP ♦	D1AZ-5A231-A
2	MUFFLER	D0AZ-5230-V
B	CLAMP ▲	D1AZ-5A231-C
4	BRACKET & INSULATOR ASSY.	C9AZ-5260-A
	★C9AA-5299-A PLATE ★40980-S2 SCREW - HEX HD. 3/8-16 x 1 (2) REQ'D. ATT. BRKT. & INSUL. ASSY. & PLATE TO CROSSMEMBER 381877-S2 (UU-52-AF) SCREW - HEX HD. 5/16-18x3/4 (2) REQ'D. ATT. BRKT. & INSUL. ASSY. TO OUTLET PIPE	
3	OUTLET PIPE	D0AZ-5255-U
5	BRACKET & INSULATOR ASSY.	C9AZ-5260-C "BEFORE 9/27/71" D2AZ-5260-A "FROM 9/27/71"
	381877-S2 (UU-52-AF) SCREW - HEX HD. 5/16-18 x 3/4 (2) REQ'D. 33770-S4 (M-89-K) NUT - HEX HD. 5/16 (2) REQ'D. 56320-S4 (B-318-GD) SCREW - HEX HD. 5/16-18 x 7/8 (2) REQ'D. ATT. BRKT. & INSUL. ASSY. TO FRAME & OUTLET PIPE	

Original equipment muffler and outlet pipe are a welded assembly. To service this assembly you must replace it with both parts (muffler and outlet pipe) used together.

E-F-101

♦ Use D1AZ 5A231-A in U.S. only; use C000 5253-F in Canada

▲ Use D1AZ 5A231-C in U.S. only; use C000 5253-E in Canada

HALPERT_AUCTIONS

1972 FORD—8 CYL. 400-2B SEDAN, HARDTOP & CONVERTIBLE

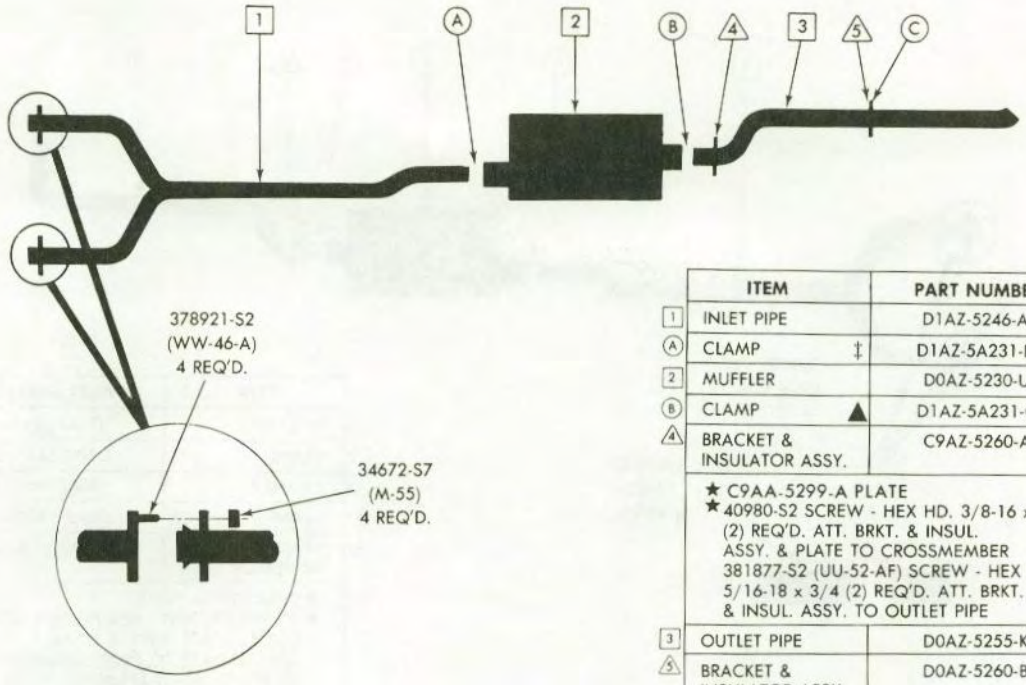

	ITEM	PART NUMBER
1	INLET PIPE	D1AZ-5246-A
A	CLAMP ‡	D1AZ-5A231-D
2	MUFFLER	D0AZ-5230-U
B	CLAMP ▲	D1AZ-5A231-C
4	BRACKET & INSULATOR ASSY.	C9AZ-5260-A
	★ C9AA-5299-A PLATE ★40980-S2 SCREW - HEX HD. 3/8-16 x 1 (2) REQ'D. ATT. BRKT. & INSUL. ASSY. & PLATE TO CROSSMEMBER 381877-S2 (UU-52-AF) SCREW - HEX HD. 5/16-18 x 3/4 (2) REQ'D. ATT. BRKT. & INSUL. ASSY. TO OUTLET PIPE	
3	OUTLET PIPE	D0AZ-5255-K
5	BRACKET & INSULATOR ASSY.	D0AZ-5260-B
	★40980-S2 SCREW - HEX HD. 3/8-16 x 1 (2) REQ'D. ATT. BRKT. & INSUL. ASSY. TO FRAME	
C	CLAMP ▲	D1AZ-5A231-C

Original equipment muffler and outlet pipe are a welded assembly. To service this assembly you must replace it with both parts (muffler and outlet pipe) used together.

E-F-102

‡ Use D1AZ 5A231-D in U.S. only; use C000 5253-G in Canada

▲ Use D1AZ 5A231-C in U.S. only; use C000 5253-E in Canada

COPYRIGHT © 1975 — FORD MOTOR COMPANY — DEARBORN, MICHIGAN

HALPERT_AUCTIONS

1972 FORD—8 CYL. 400-2B STATION WAGON

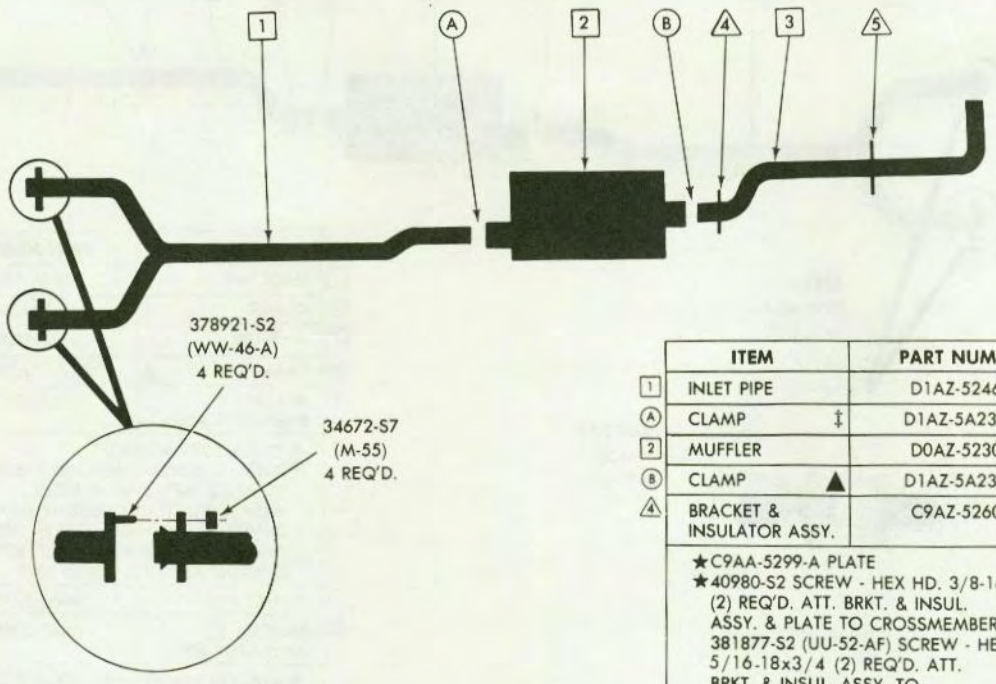

	ITEM	PART NUMBER
1	INLET PIPE	D1AZ-5246-A
A	CLAMP ‡	D1AZ-5A231-D
2	MUFFLER	D0AZ-5230-U
B	CLAMP ▲	D1AZ-5A231-C
4	BRACKET & INSULATOR ASSY.	C9AZ-5260-A
	★C9AA-5299-A PLATE ★40980-S2 SCREW - HEX HD. 3/8-16 x 1 (2) REQ'D. ATT. BRKT. & INSUL. ASSY. & PLATE TO CROSSMEMBER 381877-S2 (UU-52-AF) SCREW - HEX HD. 5/16-18x3/4 (2) REQ'D. ATT. BRKT. & INSUL. ASSY. TO OUTLET PIPE	
3	OUTLET PIPE	D0AZ-5255-U
5	BRACKET & INSULATOR ASSY.	C9AZ-5260-C "BEFORE 9/27/71" D2AZ-5260-A "FROM 9/27/71"
	381877-S2 (UU-52-AF) SCREW - HEX HD. 5/16-18 x 3/4 (2) REQ'D. 33770-S4 (M-89-K) NUT - HEX HD. 5/16 (2) REQ'D. 56320-S4 (B-318-GD) SCREW - HEX HD. 5/16-18 x 7/8 (2) REQ'D. ATT. BRKT. & INSUL. ASSY. TO FRAME & OUTLET PIPE	

Original equipment muffler and outlet pipe are a welded assembly. To service this assembly you must replace it with both parts (muffler and outlet pipe) used together.

E-F-103

‡ Use D1AZ 5A231-D in U.S. only; use C000 5253-G in Canada

▲ Use D1AZ 5A231-C in U.S. only; use C000 5253-E in Canada

HALPERT_AUCTIONS

1972 FORD—8 CYL. 429-4B SEDAN, HARDTOP & CONVERTIBLE (EXCEPT POLICE)

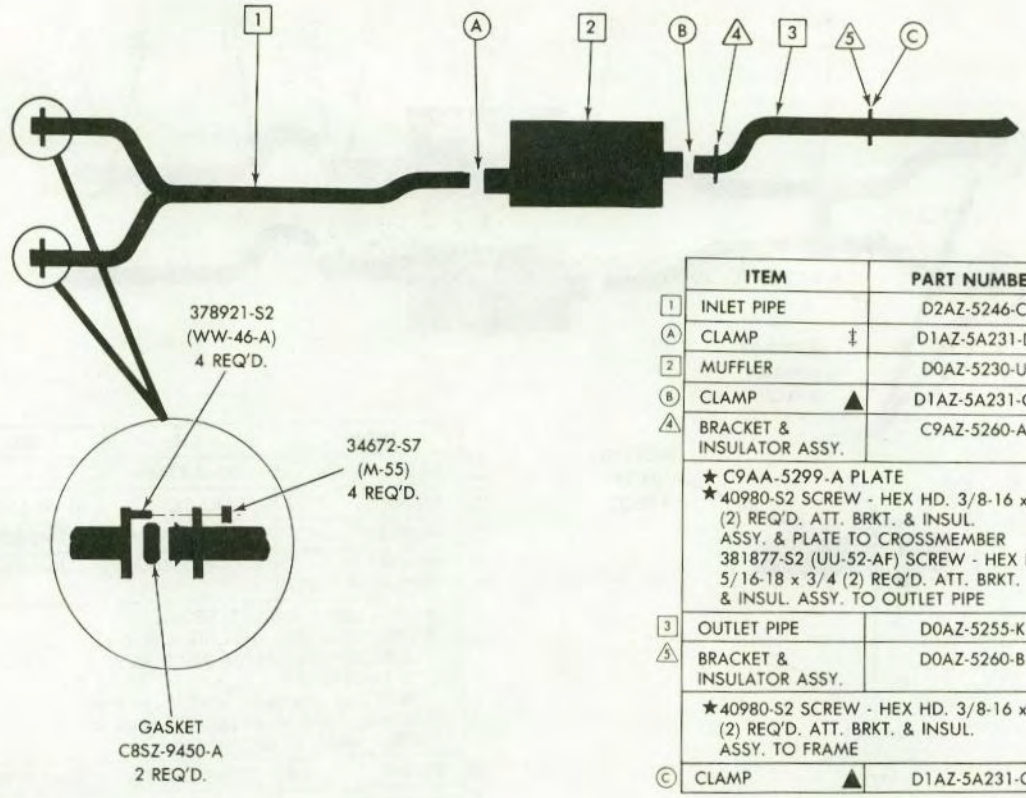

	ITEM	PART NUMBER
1	INLET PIPE	D2AZ-5246-C
A	CLAMP ‡	D1AZ-5A231-D
2	MUFFLER	D0AZ-5230-U
B	CLAMP ▲	D1AZ-5A231-C
4	BRACKET & INSULATOR ASSY.	C9AZ-5260-A
	★ C9AA-5299-A PLATE ★ 40980-S2 SCREW - HEX HD. 3/8-16 x 1 (2) REQ'D. ATT. BRKT. & INSUL. ASSY. & PLATE TO CROSSMEMBER 381877-S2 (UU-52-AF) SCREW - HEX HD. 5/16-18 x 3/4 (2) REQ'D. ATT. BRKT. & INSUL. ASSY. TO OUTLET PIPE	
3	OUTLET PIPE	D0AZ-5255-K
5	BRACKET & INSULATOR ASSY.	D0AZ-5260-B
	★ 40980-S2 SCREW - HEX HD. 3/8-16 x 1 (2) REQ'D. ATT. BRKT. & INSUL. ASSY. TO FRAME	
C	CLAMP ▲	D1AZ-5A231-C

Original equipment muffler and outlet pipe are a welded assembly. To service this assembly you must replace it with both parts (muffler and outlet pipe) used together.

E-F-104

‡ Use D1AZ 5A231-D in U.S. only; use C000 5253-G in Canada

▲ Use D1AZ 5A231-C in U.S. only; use C000 5253-E in Canada

COPYRIGHT © 1975 — FORD MOTOR COMPANY — DEARBORN, MICHIGAN

HALPERT_AUCTIONS

1972 FORD—8 CYL. 429-4B SEDAN (POLICE ONLY)

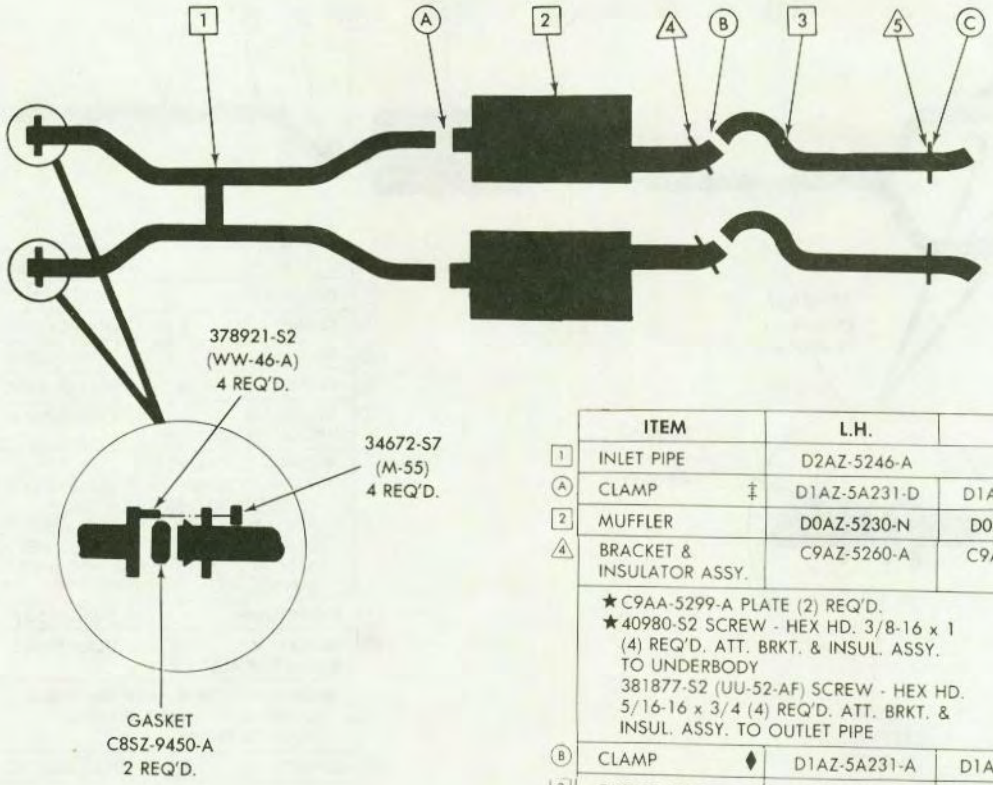

	ITEM	L.H.	R.H.
1	INLET PIPE	D2AZ-5246-A	
A	CLAMP ‡	D1AZ-5A231-D	D1AZ-5A231-D
2	MUFFLER	D0AZ-5230-N	D0AZ-5230-R
4	BRACKET & INSULATOR ASSY.	C9AZ-5260-A	C9AZ-5260-A
	★C9AA-5299-A PLATE (2) REQ'D. ★40980-S2 SCREW - HEX HD. 3/8-16 x 1 (4) REQ'D. ATT. BRKT. & INSUL. ASSY. TO UNDERBODY 381877-S2 (UU-52-AF) SCREW - HEX HD. 5/16-16 x 3/4 (4) REQ'D. ATT. BRKT. & INSUL. ASSY. TO OUTLET PIPE		
B	CLAMP ♦	D1AZ-5A231-A	D1AZ-5A231-A
3	OUTLET PIPE	D1AZ-5255-A	D1AZ-5255-B
5	BRACKET & INSULATOR ASSY.	D0AZ-5260-A	D0AZ-5260-B
	★40980-S2 SCREW - HEX HD. 3/8-16 x 1 (4) REQ'D. ATT. BRKT. TO FRAME		
C	CLAMP ♦	D1AZ-5A231-A	D1AZ-5A231-A

E-F-109

‡ Use D1AZ 5A231-D in U.S. only, use C000 5253-G in Canada

♦ Use D1AZ 5A231-A in U.S. only, use C000 5253-F in Canada

HALPERT_AUCTIONS

1972 FORD—8 CYL. 429-4B STATION WAGON (INCLUDES POLICE)

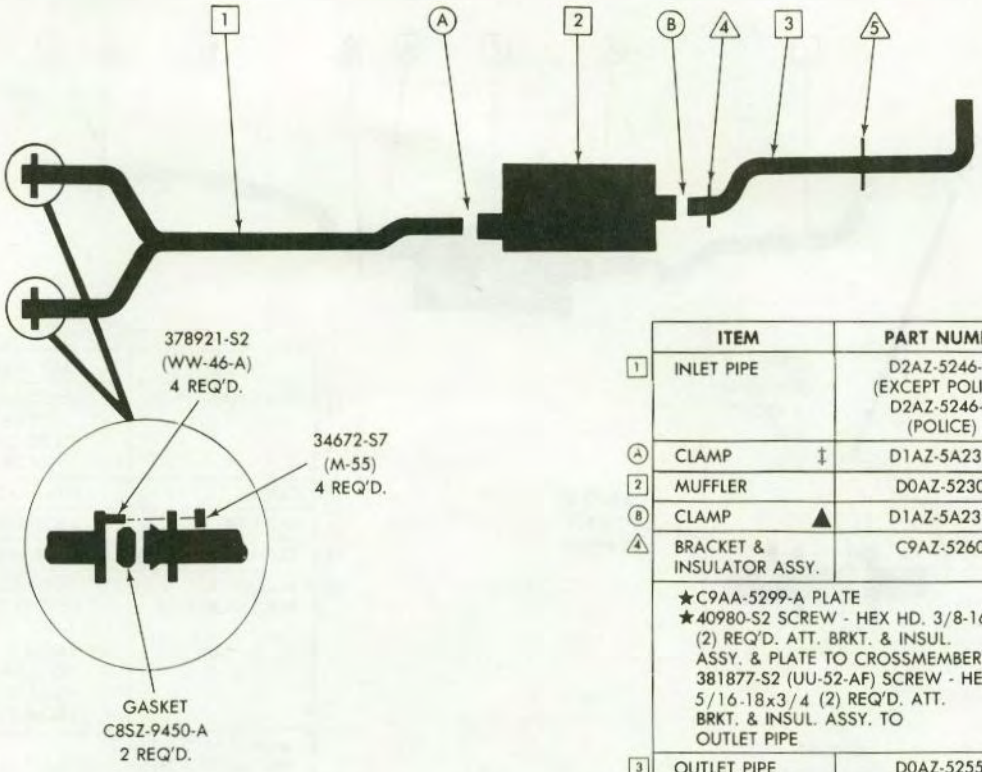

	ITEM	PART NUMBER
1	INLET PIPE	D2AZ-5246-C (EXCEPT POLICE) D2AZ-5246-B (POLICE)
A	CLAMP ‡	D1AZ-5A231-D
2	MUFFLER	D0AZ-5230-U
B	CLAMP ▲	D1AZ-5A231-C
4	BRACKET & INSULATOR ASSY.	C9AZ-5260-A
	★C9AA-5299-A PLATE ★40980-S2 SCREW - HEX HD. 3/8-16 x 1 (2) REQ'D. ATT. BRKT. & INSUL. ASSY. & PLATE TO CROSSMEMBER 381877-S2 (UU-52-AF) SCREW - HEX HD. 5/16-18x3/4 (2) REQ'D. ATT. BRKT. & INSUL. ASSY. TO OUTLET PIPE	
3	OUTLET PIPE	D0AZ-5255-V
5	BRACKET & INSULATOR ASSY.	C9AZ-5260-C "BEFORE 9/27/71" D2AZ 5260-A "FROM 9/27/71"
	381877-S2 (UU-52-AF) SCREW - HEX HD. 5/16-18 x 3/4 (2) REQ'D. 33770-S4 (M-89-K) NUT - HEX HD. 5/16 (2) REQ'D. 56320-S4 (B-318-GD) SCREW - HEX HD. 5/16-18 x 7/8 (2) REQ'D. ATT. BRKT. & INSUL. ASSY. TO FRAME & OUTLET PIPE	

Original equipment muffler and outlet pipe are a welded assembly. To service this assembly you must replace it with both parts (muffler and outlet pipe) used together.

E-F-105

‡ Use D1AZ 5A231-D in U.S. only; use C000 5253-G in Canada

▲ Use D1AZ 5A231-C in U.S. only; use C000 5253-E in Canada

COPYRIGHT © 1975 — FORD MOTOR COMPANY — DEARBORN, MICHIGAN

HALPERT_AUCTIONS

1972 TORINO—6 CYL. 250-1B SEDAN & HARDTOP

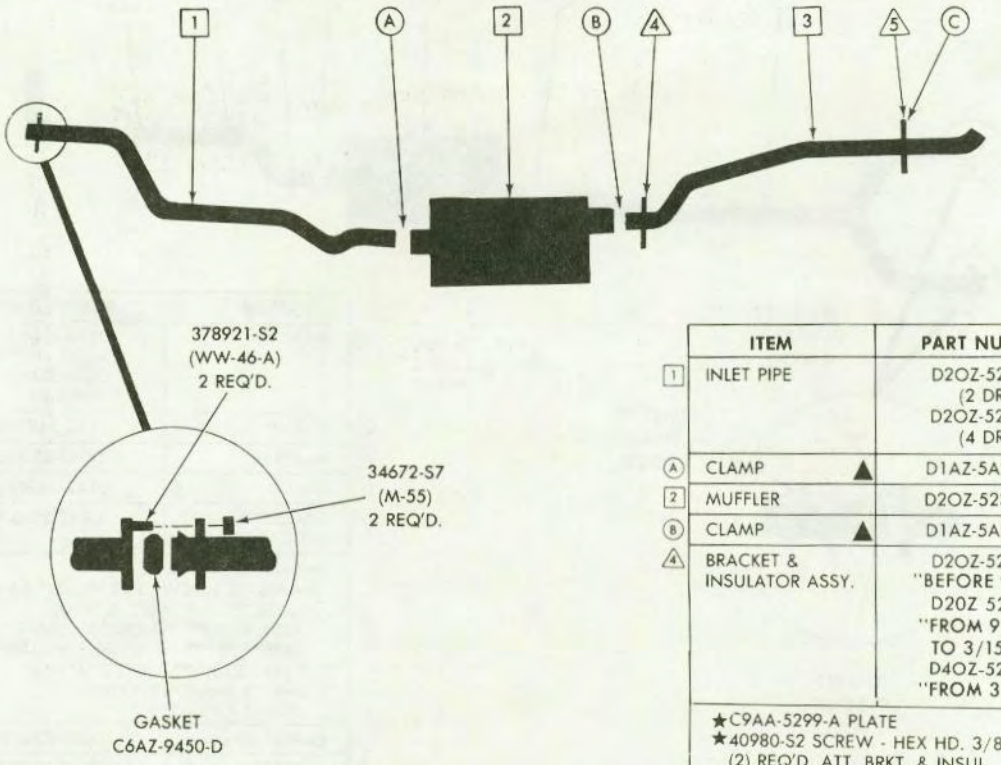

	ITEM	PART NUMBER
1	INLET PIPE	D2OZ-5246-A (2 DR.) D2OZ-5246-G (4 DR.)
A	CLAMP ▲	D1AZ-5A231-C
2	MUFFLER	D2OZ-5230-AC
B	CLAMP ▲	D1AZ-5A231-C
4	BRACKET & INSULATOR ASSY.	D2OZ-5260-D "BEFORE 9/27/71" D20Z 5260-G "FROM 9/27/71 TO 3/15/72" D4OZ-5260-E "FROM 3/15/72"
	★C9AA-5299-A PLATE ★40980-S2 SCREW - HEX HD. 3/8-16 x 1 (2) REQ'D. ATT. BRKT. & INSUL. ASSY. TO UNDERBODY 381877-S2 (UU-52-AF) SCREW - HEX HD. 5/16-18 x 3/4 (2) REQ'D. ATT. BRKT. & PLATE TO OUTLET PIPE	
3	OUTLET PIPE	D2OZ-5255-G
5	BRACKET & INSULATOR ASSY.	D2OZ-5260-A
	★40980-S2 SCREW - HEX HD. 3/8-16 x 1 (1) REQ'D. ATT. BRKT. TO FRAME	
C	CLAMP ▲	D1AZ-5A231-C

Original equipment muffler and outlet pipe are a welded assembly. To service this assembly you must replace it with both parts (muffler and outlet pipe) used together.

E-C-77

▲ Use D1AZ 5A231-C in U.S. only ; use C000 5253-E in Canada

HALPERT_AUCTIONS

1972 TORINO—6 CYL. 250-1B STATION WAGON & RANCHERO

CONSOLIDATED SERVICE REPLACEMENT (REPLACES ORIGINAL SERVICE SYSTEM BELOW)

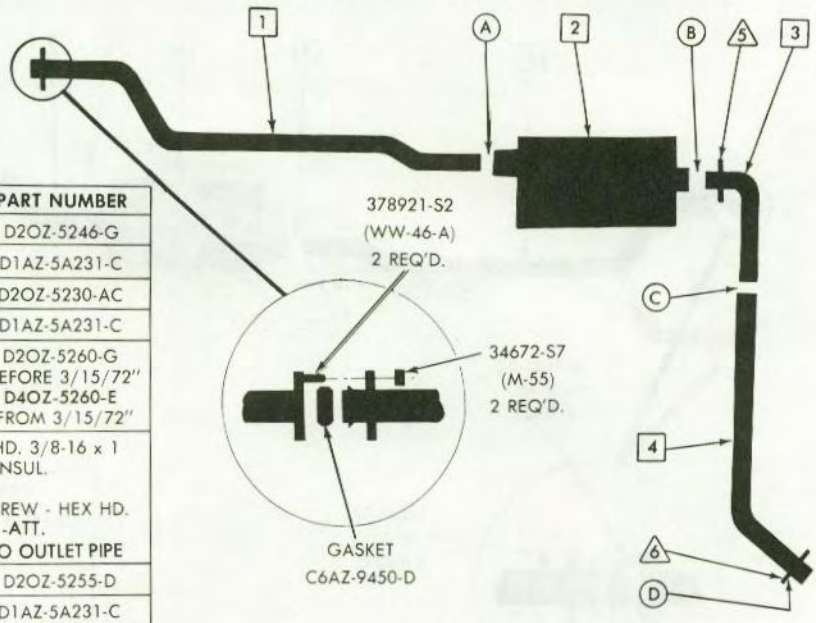

	ITEM	PART NUMBER
1	INLET PIPE	D2OZ-5246-G
A	CLAMP	D1AZ-5A231-C
2	MUFFLER	D2OZ-5230-AC
B	CLAMP	D1AZ-5A231-C
5	BRACKET & INSULATOR ASSY.	D2OZ-5260-G "BEFORE 3/15/72" **D4OZ-5260-E** "FROM 3/15/72"
	★40980-S2 SCREW - HEX HD. 3/8-16 x 1 (2) REQ'D. ATT. BRKT. & INSUL. ASSY. TO UNDERBODY 381877-S2 (UU-52-AF) SCREW - HEX HD. 5/16-18 x 3/4 (2) REQ'D. -ATT. BRKT. & INSUL. ASSY. TO OUTLET PIPE	
3	OUTLET PIPE (FRONT)	D2OZ-5255-D
C	CLAMP	D1AZ-5A231-C
4	OUTLET PIPE (REAR)	D2OZ-5255-H
6	BRACKET & INSULATOR ASSY.	D2OZ-5260-K
	★40980-S2 SCREW - HEX HD. 3/8-16 x 1 (1) REQ'D. ATT. BRKT. & INSUL. ASSY. TO UNDERBODY	
D	CLAMP	D1AZ-5A231-C

VEHICLES BUILT BEFORE 3/15/72

The consolidated outlet pipe (rear) is interchangeable with the original service or original equipment resonator. The consolidated muffler and outlet pipe (front) used together are interchangeable with the original service or original equipment muffler.

VEHICLES BUILT FROM 3/15/72

Original equipment muffler and outlet pipe are a welded assembly. To service this assembly you must replace it completely with three parts (muffler and two outlet pipes) used together.

ORIGINAL SERVICE SYSTEM (REPLACED BY CONSOLIDATED SYSTEM ABOVE)

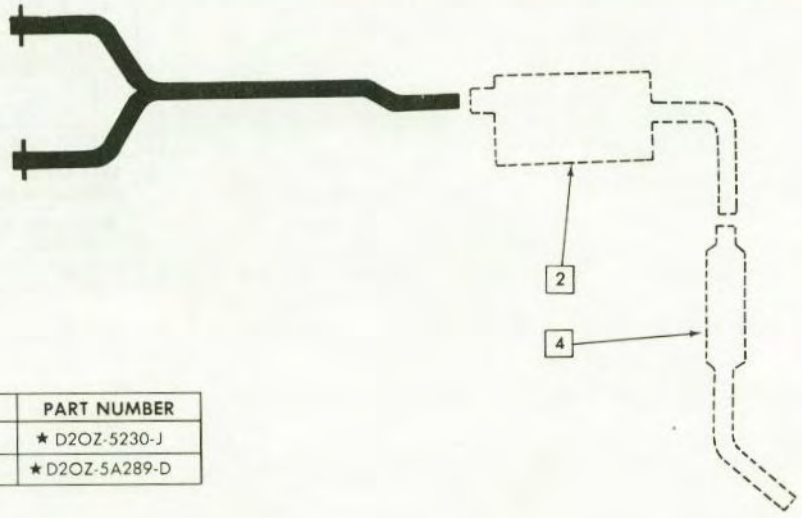

	ITEM	PART NUMBER
2	MUFFLER	★ D2OZ-5230-J
4	RESONATOR	★ D2OZ-5A289-D

EC-78

▲ Use D1AZ 5A231-C in U.S. only; use C000 5253-E in Canada

COPYRIGHT © 1975 — FORD MOTOR COMPANY — DEARBORN, MICHIGAN

FINAL ISSUE

1972 TORINO—8 CYL. 302-2B SEDAN & HARDTOP

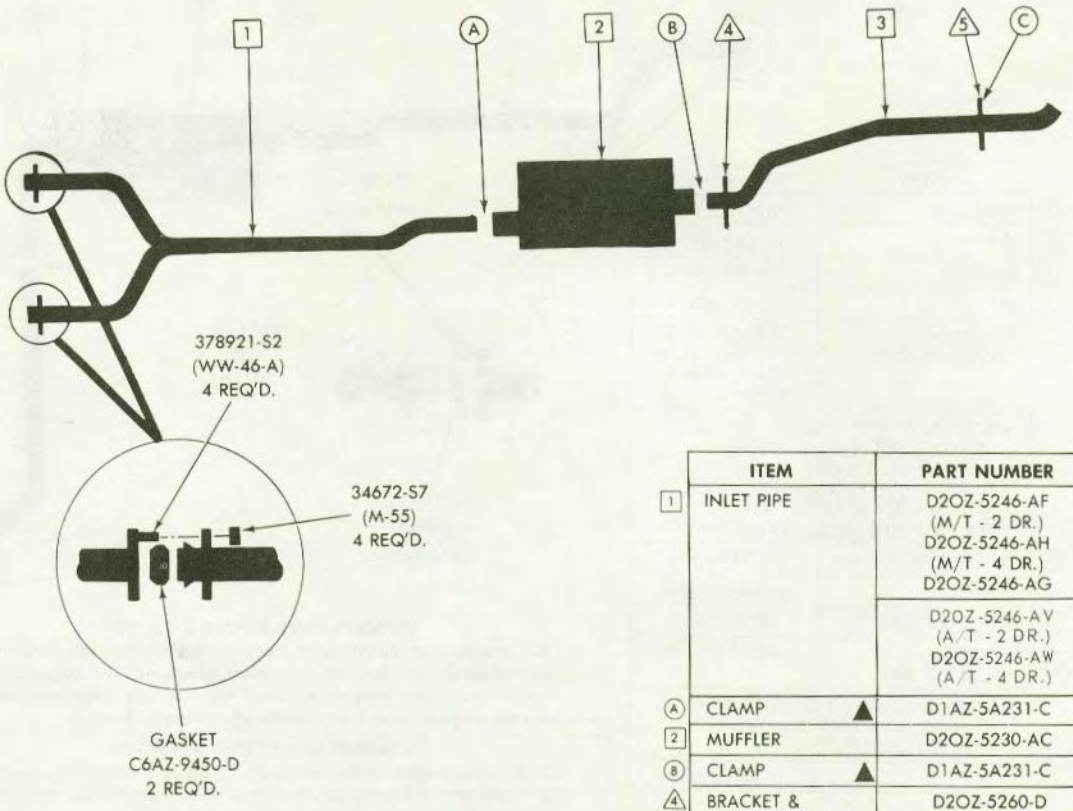

	ITEM	PART NUMBER
1	INLET PIPE	D2OZ-5246-AF (M/T - 2 DR.) D2OZ-5246-AH (M/T - 4 DR.) D2OZ-5246-AG
		D2OZ-5246-AV (A/T - 2 DR.) D2OZ-5246-AW (A/T - 4 DR.)
A	CLAMP ▲	D1AZ-5A231-C
2	MUFFLER	D2OZ-5230-AC
B	CLAMP ▲	D1AZ-5A231-C
4	BRACKET & INSULATOR ASSY.	D2OZ-5260-D "BEFORE 9/27/71" D2OZ 5260-G "FROM 9/27/71 TO 3/15/72" D4OZ-5260-E "FROM 3/15/72"
	★C9AA-5299-A PLATE ★40980-S2 SCREW - HEX HD. 3/8-16 x 1 (2) REQ'D. ATT. BRKT. & INSUL. ASSY. TO UNDERBODY 381877-S2 (UU-52-AF) SCREW-HEX HD., 5/16-18 x 3/4 (2) REQ'D. ATT. BRKT. & PLATE TO OUTLET PIPE	
3	OUTLET PIPE	D2OZ-5255-G
5	BRACKET & INSULATOR ASSY.	D2OZ-5260-A
	★ 40980-S2 SCREW - HEX HD. 3/8-16 x 1 (1) REQ'D. ATT. BRKT. TO FRAME	
C	CLAMP ▲	D1AZ-5A231-C

Original equipment muffler and outlet pipe are a welded assembly. To service this assembly you must replace it with both parts (muffler and outlet pipe) used together.

E-C-79

▲ Use D1AZ 5A231-C in U.S. only; use C000 5253-E in Canada

HALPERT_AUCTIONS

1972 TORINO—8 CYL. 302-2B STATION WAGON & RANCHERO

CONSOLIDATED SERVICE REPLACEMENT (REPLACES ORIGINAL SERVICE SYSTEM BELOW)

	ITEM	PART NUMBER
1	INLET PIPE	D2OZ-5246-AH (M/T) D2OZ-5246-AW (A/T)
A	CLAMP	D1AZ-5A231-C
2	MUFFLER	D2OZ-5230-AC
B	CLAMP	D1AZ-5A231-C
5	BRACKET & INSULATOR ASSY.	D2OZ-5260-G "BEFORE 3/15/72" **D4OZ-5260-E** "FROM 3/15/72"
	★40980-S2 SCREW - HEX HD. 3/8-16 x 1 (2) REQ'D. ATT. BRKT. & INSUL. ASSY. TO UNDERBODY 381877-S2 (UU-52-AF) SCREW - HEX HD. 5/16-18 x 3/4 (2) REQ'D. ATT. BRKT. & INSUL. ASSY. TO OUTLET PIPE	
3	OUTLET PIPE (FRONT)	D2OZ-5255-D
C	CLAMP	D1AZ-5A231-C
4	OUTLET PIPE (REAR)	D2OZ-5255-H
6	BRACKET & INSULATOR ASSY.	D2OZ-5260-K
	★40980-S2 SCREW - HEX HD. 3/8-16 x 1 (1) REQ'D. ATT. BRKT. & INSUL. ASSY. TO UNDERBODY	
D	CLAMP	D1AZ-5A231-C

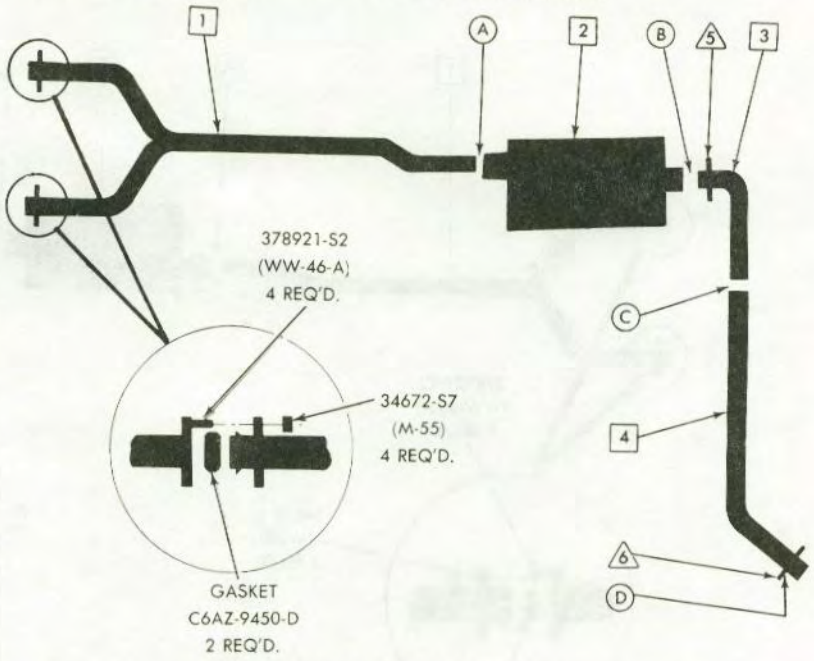

VEHICLES BUILT BEFORE 3/15/72

The consolidated outlet pipe (rear) is interchangeable with the original service or original equipment resonator. The consolidated muffler and outlet pipe (front) used together are interchangeable with the original service or original equipment muffler.

VEHICLES BUILT FROM 3/15/72

Original equipment muffler and outlet pipe are a welded assembly. To service this assembly you must replace it completely with three parts (muffler and two outlet pipes) used together.

ORIGINAL SERVICE SYSTEM (REPLACED BY CONSOLIDATED SYSTEM ABOVE)

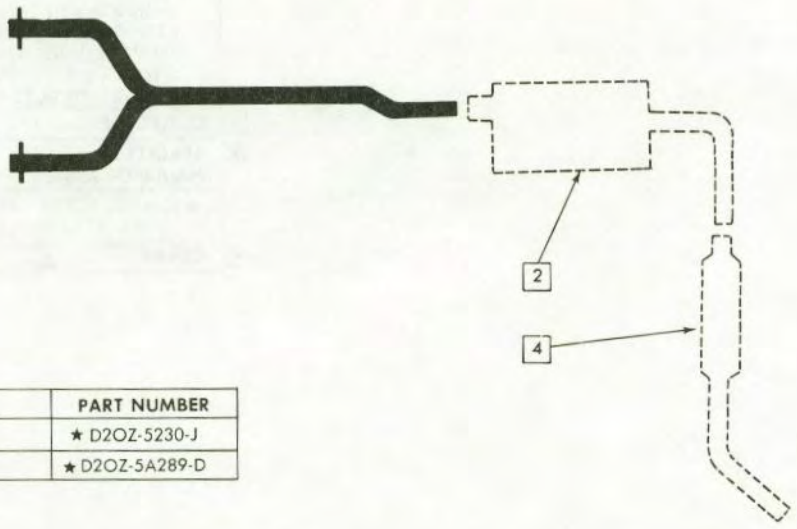

	ITEM	PART NUMBER
2	MUFFLER	★ D2OZ-5230-J
4	RESONATOR	★ D2OZ-5A289-D

E-C-81

▲ Use D1AZ 5A231-C in U.S. only; use C000 5253-E in Canada

COPYRIGHT © 1975 — FORD MOTOR COMPANY — DEARBORN, MICHIGAN

FINAL ISSUE

HALPERT_AUCTIONS

1972 TORINO—8 CYL. 351-2B SEDAN & HARDTOP

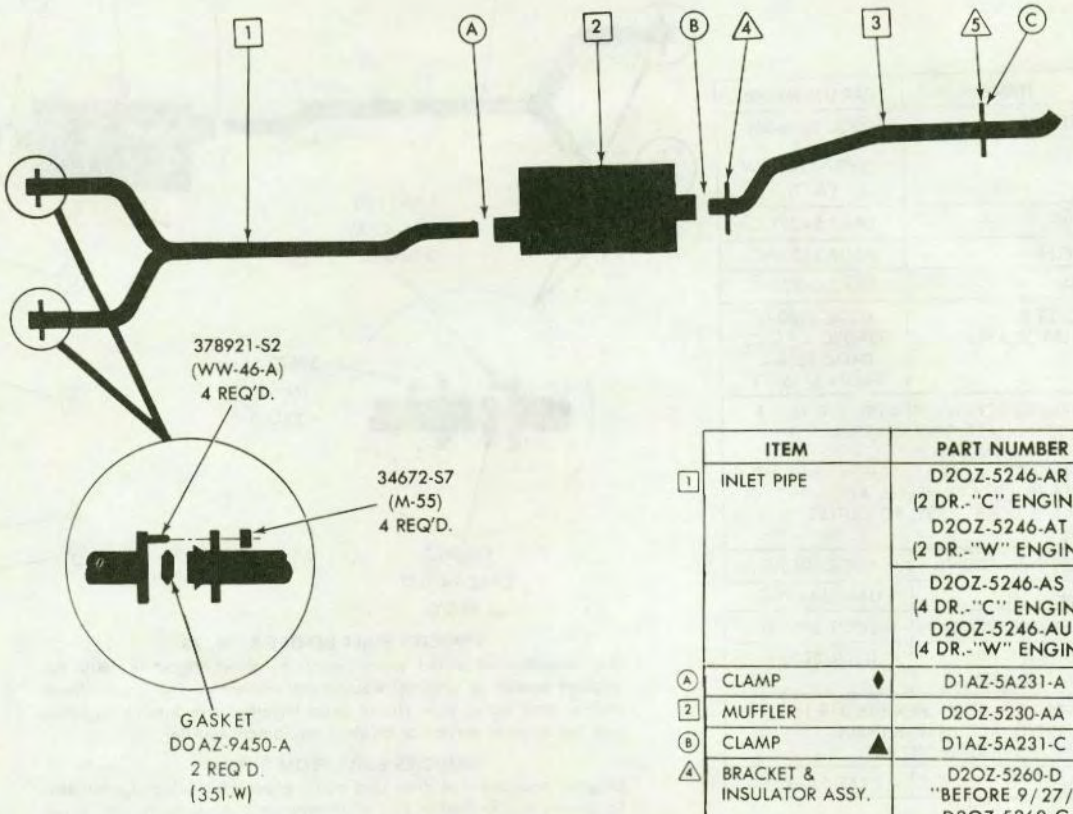

Original equipment muffler and outlet pipe are a welded assembly. To service this assembly you must replace it with both parts (muffler and outlet pipe) used together.

	ITEM	PART NUMBER
1	INLET PIPE	D2OZ-5246-AR (2 DR.-"C" ENGINE) D2OZ-5246-AT (2 DR.-"W" ENGINE)
		D2OZ-5246-AS (4 DR.-"C" ENGINE) D2OZ-5246-AU (4 DR.-"W" ENGINE)
A	CLAMP ♦	D1AZ-5A231-A
2	MUFFLER	D2OZ-5230-AA
B	CLAMP ▲	D1AZ-5A231-C
4	BRACKET & INSULATOR ASSY.	D2OZ-5260-D "BEFORE 9/27/71" D2OZ 5260-G "FROM 9/27/71 TO 3/15/72" D4OZ-5260-E "FROM 3/15/72"
	★ C9AA-5299-A PLATE ★ 40980-S2 SCREW - HEX HD. 3/8-16 x 1 (2) REQ'D. ATT. BRKT. & INSUL. ASSY. TO UNDERBODY 381877-S2 (UU-52-AF) SCREW - HEX HD. 5/16-18 x 3/4 (2) REQ'D. ATT. BRKT. & PLATE TO OUTLET PIPE	
3	OUTLET PIPE	D2OZ-5255-G
5	BRACKET & INSULATOR ASSY.	D2OZ-5260-A
	★ 40980-S2 SCREW - HEX HD. 3/8-16 x 1 (1) REQ'D. ATT. BRKT. TO FRAME	
C	CLAMP ▲	D1AZ-5A231-C

E-C-82

♦ Use D1AZ 5A231-A in U.S. only; use C000 5253-F in Canada

▲ Use D1AZ 5A231-C in U.S. only; use C000 5253-E in Canada

HALPERT_AUCTIONS

1972 TORINO—8 CYL. 351-2B & 400-2B STATION WAGON & RANCHERO

CONSOLIDATED SERVICE REPLACEMENT (REPLACES ORIGINAL SERVICE SYSTEM BELOW)

	ITEM	PART NUMBER
1	INLET PIPE	D2OZ-5246-AS (351-C) D2OZ-5246-N (400-2B)
A	CLAMP	D1AZ-5A231-A
2	MUFFLER	D2OZ-5230-AA
B	CLAMP	D1AZ-5A231-C
5	BRACKET & INSULATOR ASSY.	D2OZ-5260-G "BEFORE 3/15/72" **D4OZ-5260-E** "FROM 3/15/72"
	★40980-S2 SCREW - HEX HD. 3/8-16 x 1 (2) REQ'D. ATT. BRKT. & INSUL. ASSY. TO UNDERBODY 381877-S2 (UU-52-AF) SCREW - HEX HD. 5/16-18 x 3/4 (2) REQ'D. ATT. BRKT. & INSUL. ASSY. TO OUTLET PIPE	
3	OUTLET PIPE (FRONT)	D2OZ-5255-D (351-C) D2OZ-5255-C (400-2B)
C	CLAMP	D1AZ-5A231-C (351-C) D1AZ-5A236-A (400-2B)
4	OUTLET PIPE (REAR)	D2OZ-5255-H (351-C) D2OZ-5255-J (400-2B)
6	BRACKET & INSULATOR ASSY.	D2OZ-5260-K
	★40980-S2 SCREW - HEX HD. 3/8-16 x 1 (1) REQ'D. ATT. BRKT. & INSUL. ASSY. TO UNDER BODY	
D	CLAMP	D1AZ-5A231-C (351-C) D1AZ-5A231-A (400-2B)

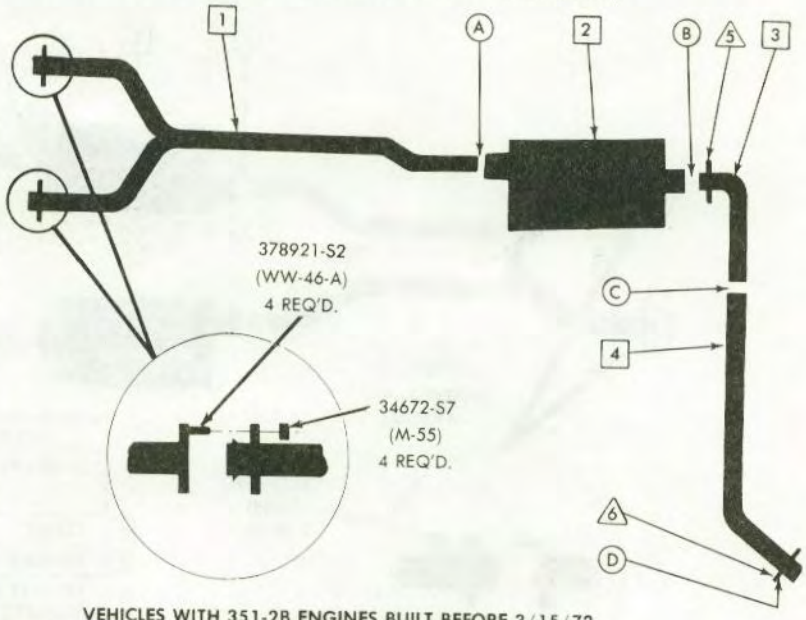

VEHICLES WITH 351-2B ENGINES BUILT BEFORE 3/15/72
Consolidated muffler and outlet pipes must be used together as matched parts. They will not mate with original service or original equipment components.

VEHICLES WITH 400-2B ENGINES BUILT BEFORE 3/15/72
The consolidated outlet pipe (rear) is interchangeable with the original equipment resonator. The consolidated muffler and outlet pipe (front) used together are interchangeable with the original service or original equipment muffler.

VEHICLES WITH 351-2B AND 400-2B ENGINES BUILT FROM 3/15/72
Original equipment muffler and outlet pipe are a welded assembly. To service this assembly you must replace it completely with three parts (muffler and two outlet pipes) used together.

ORIGINAL SERVICE SYSTEM (REPLACED BY CONSOLIDATED SYSTEM ABOVE)

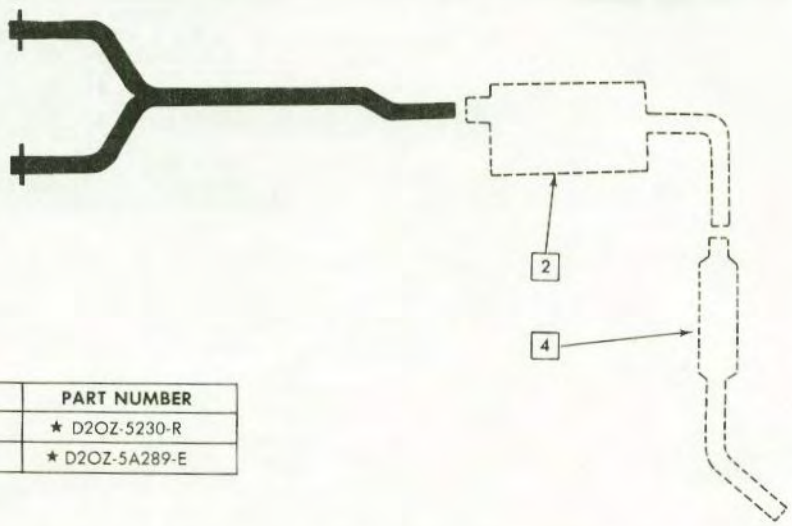

	ITEM	PART NUMBER
2	MUFFLER	★ D2OZ-5230-R
4	RESONATOR	★ D2OZ-5289-E

E-C-83

♦ Use D1AZ 5A231-A in U.S. only; use C000 5253-F in Canada

COPYRIGHT © 1975 — FORD MOTOR COMPANY — DEARBORN, MICHIGAN

HALPERT_AUCTIONS

1972 TORINO—8 CYL. 351-CJ SEDAN & HARDTOP (EXCEPT POLICE)

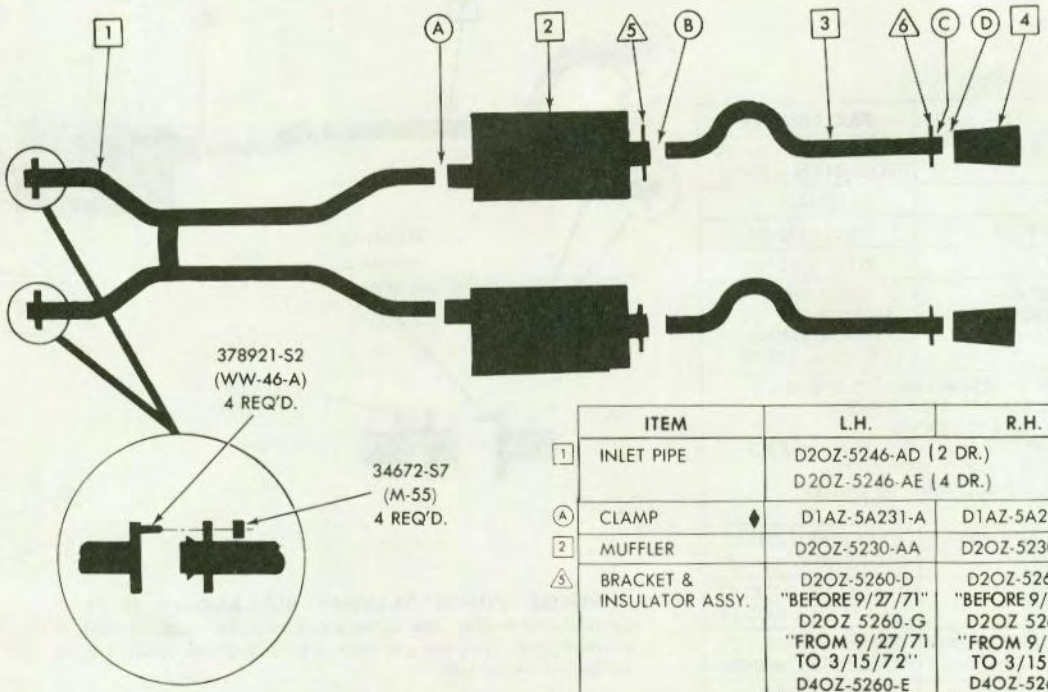

	ITEM	L.H.	R.H.
1	INLET PIPE	D2OZ-5246-AD (2 DR.) D2OZ-5246-AE (4 DR.)	
A	CLAMP ♦	D1AZ-5A231-A	D1AZ-5A231-A
2	MUFFLER	D2OZ-5230-AA	D2OZ-5230-AA
5	BRACKET & INSULATOR ASSY.	D2OZ-5260-D "BEFORE 9/27/71" D2OZ 5260-G "FROM 9/27/71 TO 3/15/72" D4OZ-5260-E "FROM 3/15/72"	D2OZ-5260-D "BEFORE 9/27/71" D2OZ 5260-G "FROM 9/27/71 TO 3/15/72" D4OZ-5260-E "FROM 3/15/72"
	★C9AA-5299-A PLATE ★40980-S2 SCREW - HEX HD. 3/8-16 x 1 (4) REQ'D. ATT. BRKT. & INSUL. ASSY. TO UNDERBODY 381877-S2 (UU-52-AF) SCREW - HEX HD. 5/16-18 x 3/4 (4) REQ'D. ATT. BRKT. & INSUL. ASSY. TO OUTLET PIPE		
B	CLAMP ▲	D1AZ-5A231-C	D1AZ-5A231-C
3	OUTLET PIPE	D2OZ-5255-E	D2OZ-5255-F
6	BRACKET & INSULATOR ASSY.	D2OZ-5260-A	D2OZ-5260-A
	★40980-S2 SCREW - HEX HD. 3/8-16 x 1 (2) REQ'D. ATT. BRKT. & INSUL. ASSY. TO UNDERBODY		
C	CLAMP ♦	D1AZ-5A231-A	D1AZ-5A231-A
D	CLAMP ♦	D1AZ-5A231-A (SPORTY OPTION)	D1AZ-5A231-A (SPORTY OPTION)
4	OUTLET PIPE EXTENSION	D0OZ-5255-A (SPORTY OPTION)	D0OZ-5255-A (SPORTY OPTION)

Original equipment muffler and outlet pipe are a welded assembly. To service this assembly you must replace it with both parts (muffler and outlet pipe) used together.

E-C-84

♦ Use D1AZ 5A231-A in U.S. only; use C000 5253-F in Canada

▲ Use D1AZ 5A231-C in U.S. only; use C000 5253-E in Canada

1972 TORINO—8 CYL. 351—CJ 4 DOOR SEDAN (POLICE ONLY)

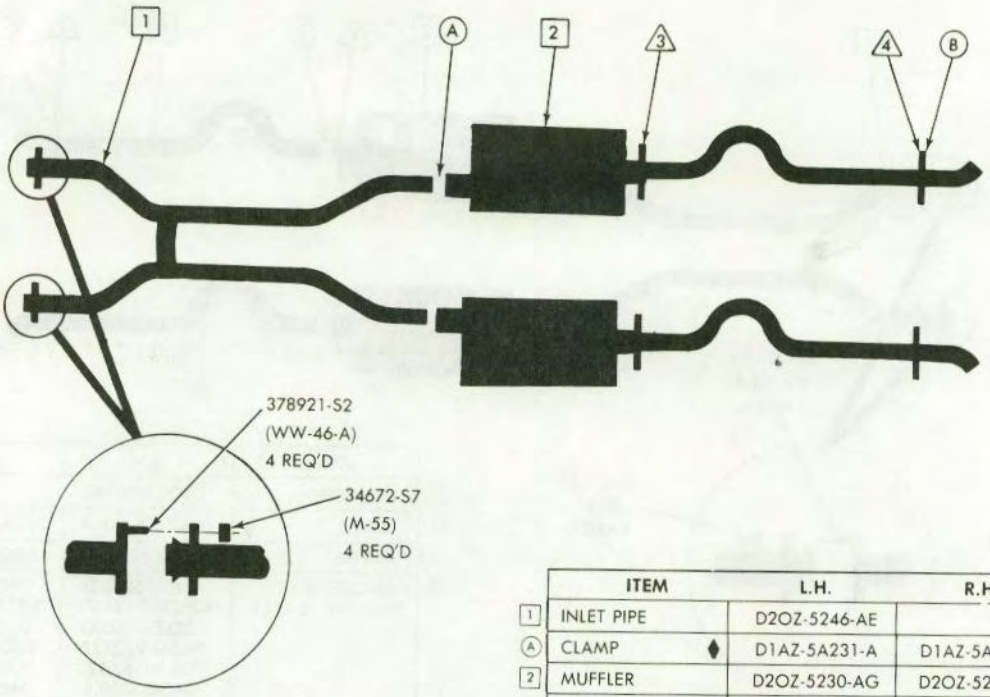

	ITEM	L.H.	R.H.
1	INLET PIPE	D2OZ-5246-AE	
A	CLAMP ♦	D1AZ-5A231-A	D1AZ-5A231-A
2	MUFFLER	D2OZ-5230-AG	D2OZ-5230-AH
3	BRACKET & INSULATOR ASSY.	D4OZ-5260-E	D4OZ-5260-E
	★ 40980-S2 SCREW-HEX. HD. 3/8-16 x 1 (4) REQ'D. ATT. BRKT. & INSUL. ASSY. TO UNDERBODY 381877-S2 (UU-52-AF) SCREW-HEX. HD. 5/16-18 x 3/4 (4) REQ'D. ATT. BRKT. & INSUL. ASSY. TO MUFFLER		
4	BRACKET & INSULATOR ASSY.	D2OZ-5260-A	D2OZ-5260-A
	★ 40980-S2 SCREW-HEX. HD. 3/8-16 x 1 (2) REQ'D. ATT. BRKT. & INSUL. ASSY. TO UNDERBODY		
B	CLAMP ♦	D1AZ-5A231-A	D1AZ-5A231-A

E-C-91

♦ Use D1AZ 5A231-A in U.S. only, Use C00Z 5253-F in Canada

COPYRIGHT © 1975 — FORD MOTOR COMPANY — DEARBORN, MICHIGAN

HALPERT_AUCTIONS

1972 TORINO—8 CYL. 351-CJ RANCHERO

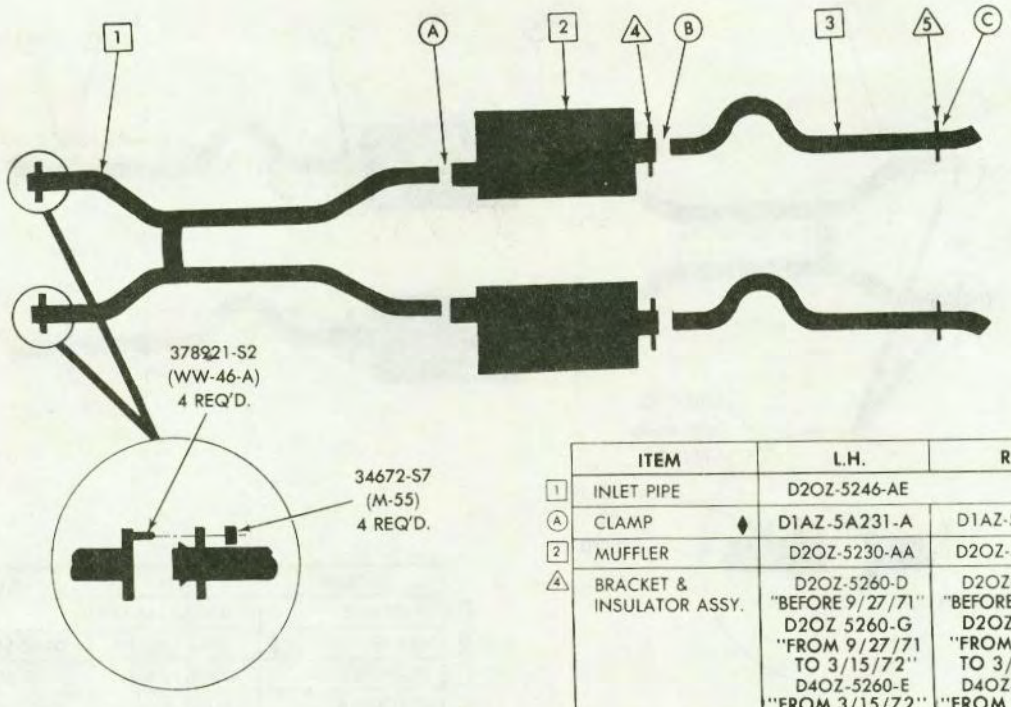

	ITEM	L.H.	R.H.
1	INLET PIPE	D2OZ-5246-AE	
A	CLAMP ♦	D1AZ-5A231-A	D1AZ-5A231-A
2	MUFFLER	D2OZ-5230-AA	D2OZ-5230-AA
4	BRACKET & INSULATOR ASSY.	D2OZ-5260-D "BEFORE 9/27/71" D2OZ 5260-G "FROM 9/27/71 TO 3/15/72" D4OZ-5260-E "FROM 3/15/72"	D2OZ-5260-D "BEFORE 9/27/71" D2OZ 5260-G "FROM 9/27/71 TO 3/15/72" D4OZ-5260-E "FROM 3/15/72"
	★C9AA-5299-A PLATE ★40980-S2 SCREW - HEX HD. 3/8-16 x 1 (4) REQ'D. ATT. BRKT. & INSUL. ASSY. TO UNDERBODY 381877-S2 (UU-52-AF) SCREW - HEX HD. 5/16-18 x 3/4 (4) REQ'D. ATT. BRKT. & INSUL. ASSY. TO OUTLET PIPE		
B	CLAMP	D1AZ-5A231-C	D1AZ-5A231-C
3	OUTLET PIPE	D2OZ-5255-A	D2OZ-5255-B
5	BRACKET & INSULATOR ASSY.	D2OZ-5260-K	D2OZ-5260-J
	★40980-S2 SCREW - HEX HD. 3/8-16 x 1 (2) REQ'D. ATT. BRKT. & INSUL. ASSY. TO UNDERBODY		
C	CLAMP ♦	D1AZ-5A231-A	D1AZ-5A231-A

Original equipment muffler and outlet pipe are a welded assembly. To service this assembly you must replace it with both parts (muffler and outlet pipe) used together.

E-C-85

♦ Use D1AZ 5A231-A in U.S. only; use C000 5253-F in Canada

▲ Use D1AZ 5A231-C in U.S. only; use C000 5253-E in Canada

HALPERT_AUCTIONS

1972 TORINO—8 CYL. 400-2B SEDAN & HARDTOP

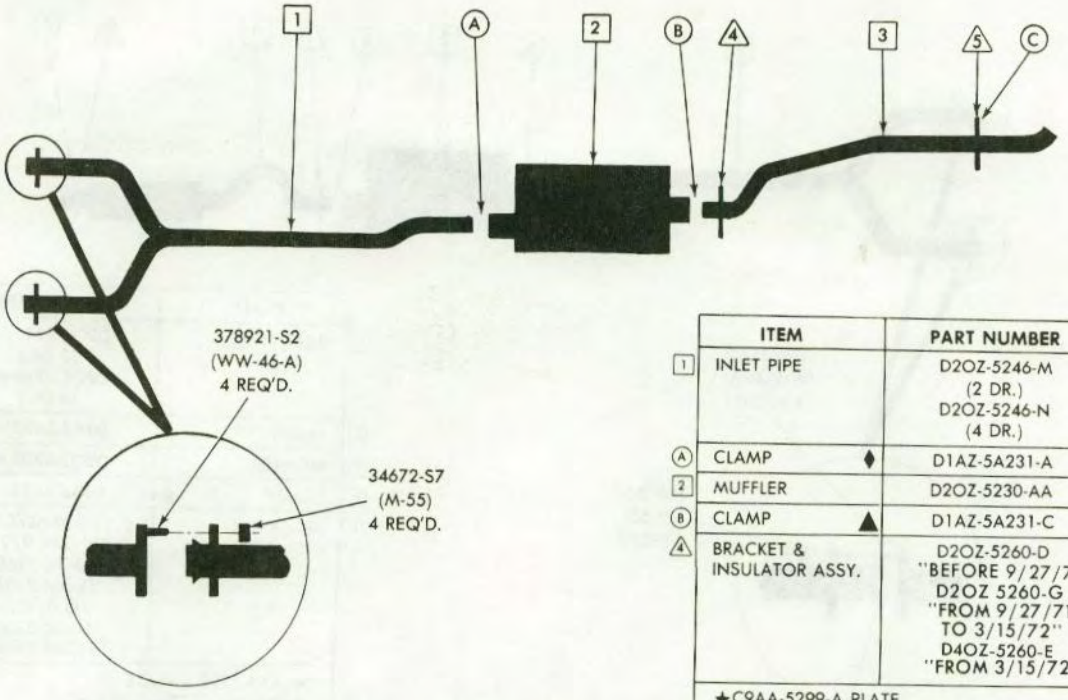

	ITEM	PART NUMBER
1	INLET PIPE	D2OZ-5246-M (2 DR.) D2OZ-5246-N (4 DR.)
A	CLAMP ♦	D1AZ-5A231-A
2	MUFFLER	D2OZ-5230-AA
B	CLAMP ▲	D1AZ-5A231-C
4	BRACKET & INSULATOR ASSY.	D2OZ-5260-D "BEFORE 9/27/71" D2OZ 5260-G "FROM 9/27/71 TO 3/15/72" D4OZ-5260-E "FROM 3/15/72"
	★C9AA-5299-A PLATE ★40980-S2 SCREW - HEX HD. 3/8-16 x 1 (2) REQ'D. ATT. BRKT. & INSUL. ASSY. TO UNDERBODY 381877-S2 (UU-52-AF) SCREW - HEX HD. 5/16-18 x 3/4 (2) REQ'D. ATT. BRKT. & PLATE TO OUTLET PIPE	
3	OUTLET PIPE	D2OZ-5255-G
5	BRACKET & INSULATOR ASSY.	D2OZ-5260-A
	★40980-S2 SCREW - HEX HD. 3/8-16 x 1 (1) REQ'D. ATT. BRKT. TO FRAME	
C	CLAMP ▲	D1AZ-5A231-C

Original equipment muffler and outlet pipe are a welded assembly. To service this assembly you must replace it with both parts (muffler and outlet pipe) used together.

E-C-86

♦ Use D1AZ 5A231-A in U.S. only; use C000 5253-F in Canada

▲ Use D1AZ 5A231-C in U.S. only; use C000 5253-E in Canada

COPYRIGHT © 1975 — FORD MOTOR COMPANY — DEARBORN, MICHIGAN

HALPERT_AUCTIONS

1972 TORINO—8 CYL. 429-4B SEDAN & HARDTOP (EXCEPT POLICE)

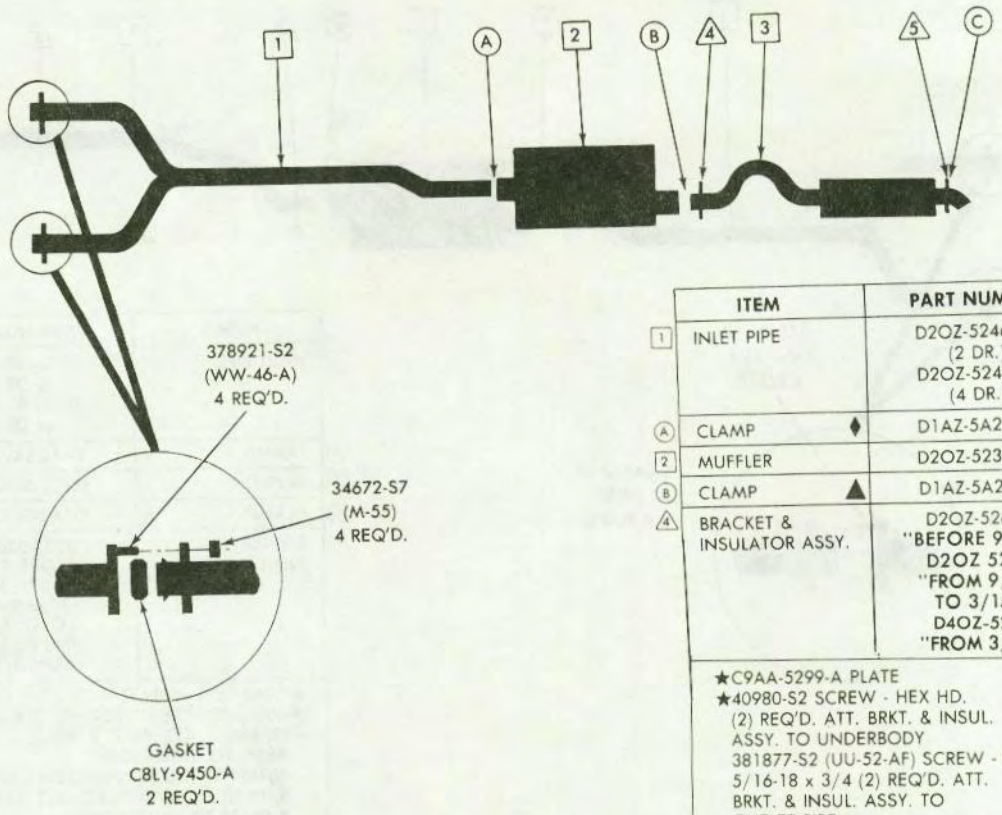

	ITEM	PART NUMBER
1	INLET PIPE	D2OZ-5246-AK (2 DR.) D2OZ-5246-AL (4 DR.)
A	CLAMP ♦	D1AZ-5A231-A
2	MUFFLER	D2OZ-5230-AA
B	CLAMP ▲	D1AZ-5A231-C
4	BRACKET & INSULATOR ASSY.	D2OZ-5260-D "BEFORE 9/27/71" D2OZ 5260-G "FROM 9/27/71 TO 3/15/72" D4OZ-5260-E "FROM 3/15/72"
	★C9AA-5299-A PLATE ★40980-S2 SCREW - HEX HD. (2) REQ'D. ATT. BRKT. & INSUL. ASSY. TO UNDERBODY 381877-S2 (UU-52-AF) SCREW - HEX HD. 5/16-18 x 3/4 (2) REQ'D. ATT. BRKT. & INSUL. ASSY. TO OUTLET PIPE	
3	RESONATOR	D2OZ-5A289-C
5	BRACKET & INSULATOR ASSY.	D2OZ 5260-F
	★40980-S2 SCREW - HEX HD. 3/8-16 x 1 (1) REQ'D. ATT. BRKT. & INSUL. ASSY. TO UNDERBODY	
C	CLAMP ♦	D1AZ-5A231-A

Original equipment muffler and outlet pipe are a welded assembly. To service this assembly you must replace it with both parts (muffler and outlet pipe) used together.

E-C-88

♦ Use D1AZ 5A231-A in U.S. only; use C000 5253-F in Canada

▲ Use D1AZ 5A231-C in U.S. only; use C000 5253-E in Canada

HALPERT_AUCTIONS

1972 TORINO—8 CYL. 429-4B SEDAN & HARDTOP (POLICE ONLY)

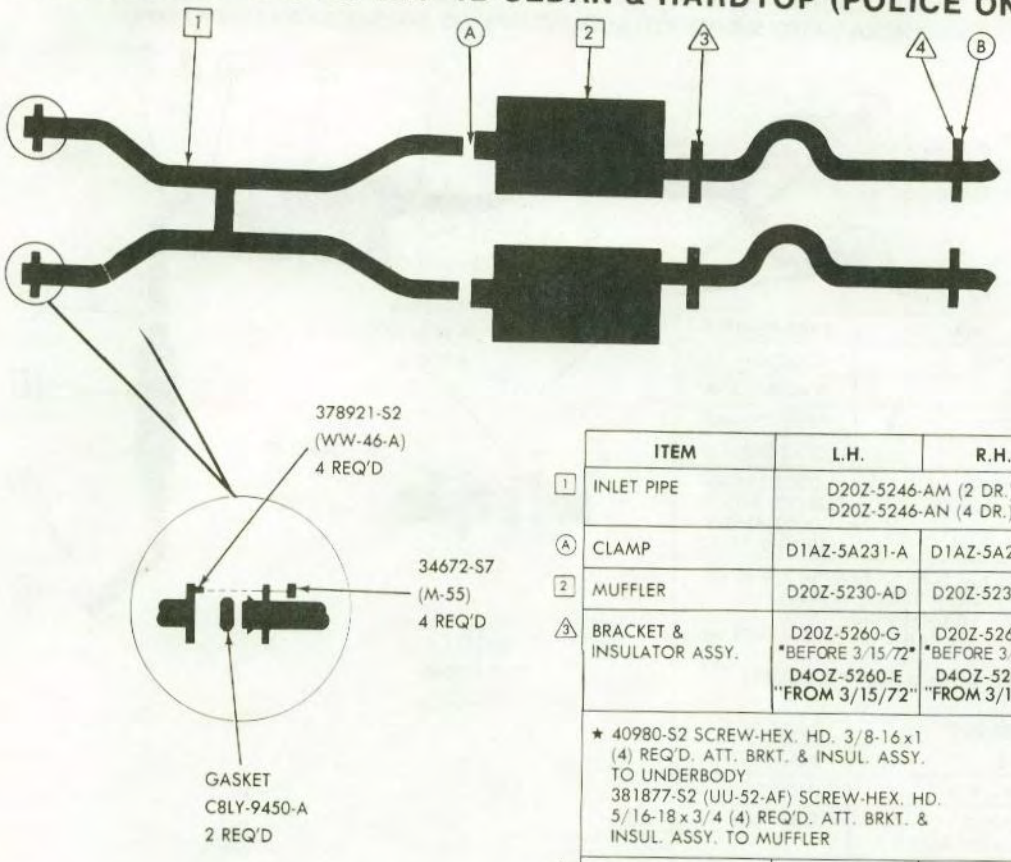

	ITEM	L.H.	R.H.
1	INLET PIPE	D20Z-5246-AM (2 DR.) D20Z-5246-AN (4 DR.)	
A	CLAMP	D1AZ-5A231-A	D1AZ-5A231-A
2	MUFFLER	D20Z-5230-AD	D20Z-5230-AE
3	BRACKET & INSULATOR ASSY.	D20Z-5260-G "BEFORE 3/15/72" D4OZ-5260-E "FROM 3/15/72"	D20Z-5260-G "BEFORE 3/15/72" D4OZ-5260-E "FROM 3/15/72"
	★ 40980-S2 SCREW-HEX. HD. 3/8-16 x 1 (4) REQ'D. ATT. BRKT. & INSUL. ASSY. TO UNDERBODY 381877-S2 (UU-52-AF) SCREW-HEX. HD. 5/16-18 x 3/4 (4) REQ'D. ATT. BRKT. & INSUL. ASSY. TO MUFFLER		
4	BRACKET & INSULATOR ASSY.	D20Z-5260-A	D20Z-5260-A
	★ 40980-S2 SCREW-HEX. HD. 3/8-16 x 1 (2) REQ'D. ATT. BRKT. & INSUL. ASSY. TO UNDERBODY		
B	CLAMP	D1AZ-5A231-A	D1AZ-5A231-A

E-C-90

COPYRIGHT © 1975— FORD MOTOR COMPANY —DEARBORN, MICHIGAN

HALPERT_AUCTIONS

1972 TORINO—8 CYL. 429-4B STATION WAGON & RANCHERO

CONSOLIDATED SERVICE REPLACEMENT (REPLACES ORIGINAL SERVICE SYSTEM BELOW)

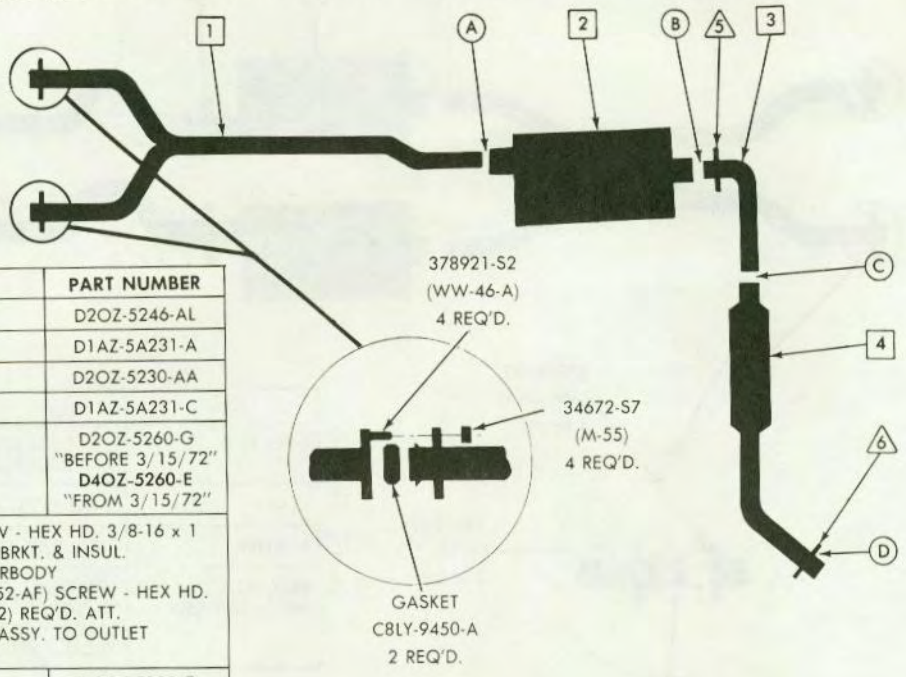

	ITEM	PART NUMBER
1	INLET PIPE	D2OZ-5246-AL
A	CLAMP	D1AZ-5A231-A
2	MUFFLER	D2OZ-5230-AA
B	CLAMP	D1AZ-5A231-C
5	BRACKET & INSULATOR ASSY.	D2OZ-5260-G "BEFORE 3/15/72" **D4OZ-5260-E** "FROM 3/15/72"
	★40980-S2 SCREW - HEX HD. 3/8-16 x 1 (2) REQ'D. ATT. BRKT. & INSUL. ASSY. TO UNDERBODY 381877-S2 (UU-52-AF) SCREW - HEX HD. 5/16-18 x 3/4 (2) REQ'D. ATT. BRKT. & INSUL. ASSY. TO OUTLET PIPE	
3	OUTLET PIPE	D2OZ-5255-C
C	CLAMP	D1AZ-5A231-A
4	RESONATOR	D2OZ-5A289-F
6	BRACKET & INSULATOR ASSY.	D2OZ-5260-K
	★40980-S2 SCREW - HEX HD. 3/8-16 x 1 (1) REQ'D. ATT. BRKT. & INSUL. ASSY. TO UNDERBODY	
D	CLAMP	D1AZ-5A231-A

The resonator assemblies are interchangeable. The consolidated muffler and outlet pipe (front) used together are interchangeable with the original service or original equipment muffler.

ORIGINAL SERVICE SYSTEM (REPLACED BY CONSOLIDATED SYSTEM ABOVE)

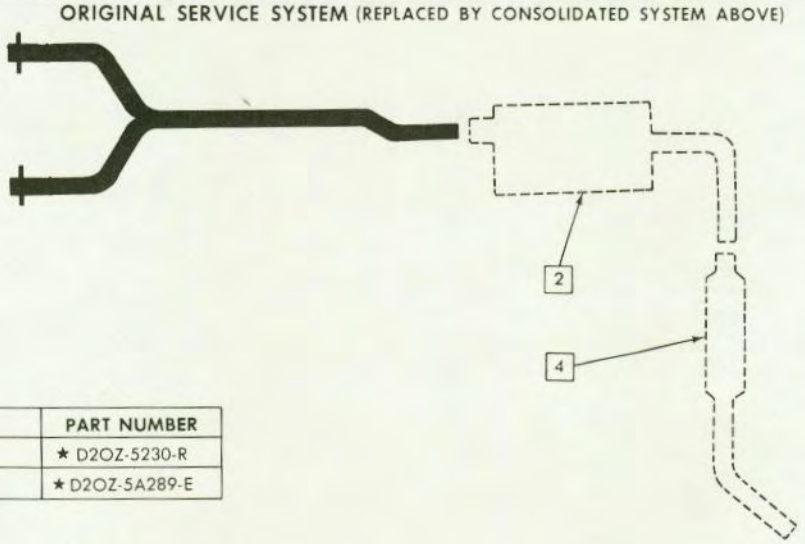

	ITEM	PART NUMBER
2	MUFFLER	★ D2OZ-5230-R
4	RESONATOR	★ D2OZ-5A289-E

E-C-89

♦ Use D1AZ 5A231-A in U.S. only; use C000 5253-F in Canada

1972 MUSTANG—6 CYL. 250-1B

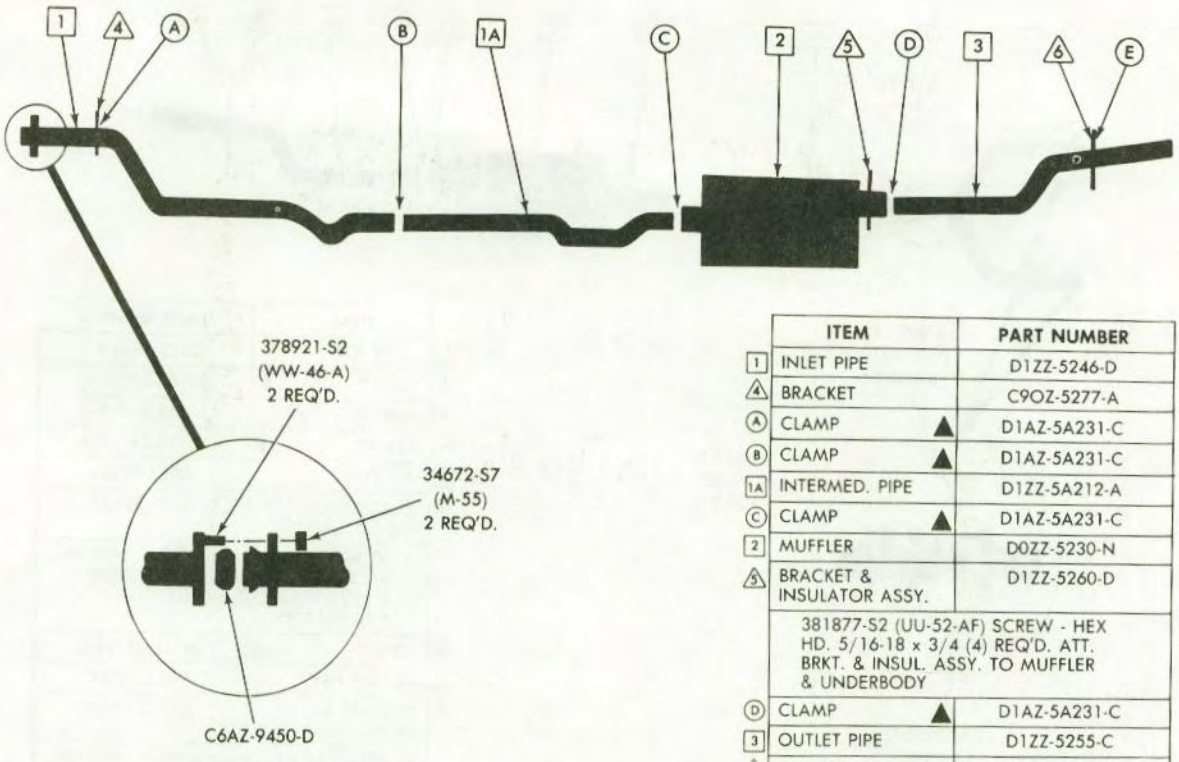

Original equipment and original service muffler, intermediate pipe and outlet pipe are a welded assembly. To service this assembly you must replace it with all three parts (muffler, intermediate pipe and outlet pipe) used together.

	ITEM	PART NUMBER
1	INLET PIPE	D1ZZ-5246-D
4	BRACKET	C9OZ-5277-A
A	CLAMP ▲	D1AZ-5A231-C
B	CLAMP ▲	D1AZ-5A231-C
1A	INTERMED. PIPE	D1ZZ-5A212-A
C	CLAMP ▲	D1AZ-5A231-C
2	MUFFLER	D0ZZ-5230-N
5	BRACKET & INSULATOR ASSY.	D1ZZ-5260-D
	381877-S2 (UU-52-AF) SCREW - HEX HD. 5/16-18 x 3/4 (4) REQ'D. ATT. BRKT. & INSUL. ASSY. TO MUFFLER & UNDERBODY	
D	CLAMP ▲	D1AZ-5A231-C
3	OUTLET PIPE	D1ZZ-5255-C
6	BRACKET & INSULATOR ASSY.	D1ZZ-5260-B
	381877-S2 (UU-52-AF) SCREW - HEX HD. 5/16-18 x 3/4 (2) REQ'D. ATT. BRKT. & INSUL. ASSY. TO UNDERBODY	
E	CLAMP ▲	D1AZ-5A231-C

E-A-39

COPYRIGHT © 1975 — FORD MOTOR COMPANY — DEARBORN, MICHIGAN

HALPERT_AUCTIONS

1972 MUSTANG—8 CYL. 302-2B

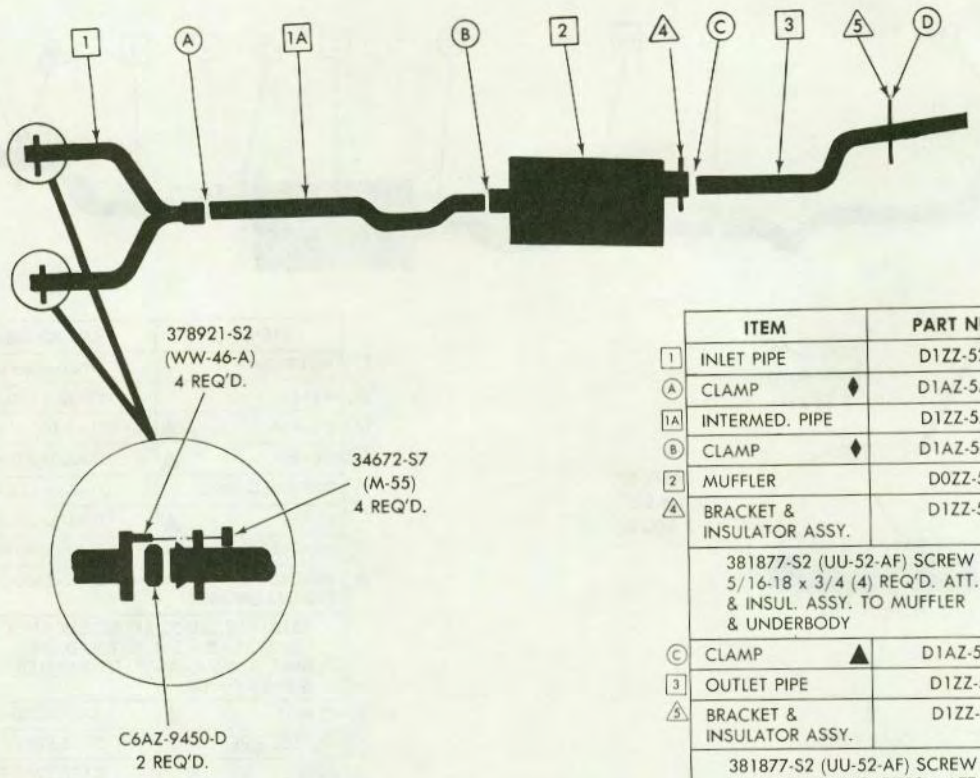

	ITEM	PART NUMBER
1	INLET PIPE	D1ZZ-5246-A
A	CLAMP ♦	D1AZ-5A231-A
1A	INTERMED. PIPE	D1ZZ-5A212-B
B	CLAMP ♦	D1AZ-5A231-A
2	MUFFLER	D0ZZ-5230-R
4	BRACKET & INSULATOR ASSY.	D1ZZ-5260-D
	381877-S2 (UU-52-AF) SCREW - HEX HD. 5/16-18 x 3/4 (4) REQ'D. ATT. BRKT. & INSUL. ASSY. TO MUFFLER & UNDERBODY	
C	CLAMP ▲	D1AZ-5A231-C
3	OUTLET PIPE	D1ZZ-5255-C
5	BRACKET & INSULATOR ASSY.	D1ZZ-5260-B
	381877-S2 (UU-52-AF) SCREW - HEX HD. 5/16-18 x 3/4 (2) REQ'D. ATT. BRKT. & INSUL. ASSY. TO UNDERBODY	
D	CLAMP ▲	D1AZ-5A231-C

Original equipment and original service muffler, intermediate pipe and outlet pipe are a welded assembly. To service this assembly you must replace it with all three parts (muffler, intermediate pipe and outlet pipe) used together.

E-A-40

♦ Use D1AZ 5A231-A in U.S. only; use C000 5253-F in Canada

▲ Use D1AZ 5A231-C in U.S. only; use C000 5253-E in Canada

HALPERT_AUCTIONS

1972 MUSTANG—8 CYL. 351-2B

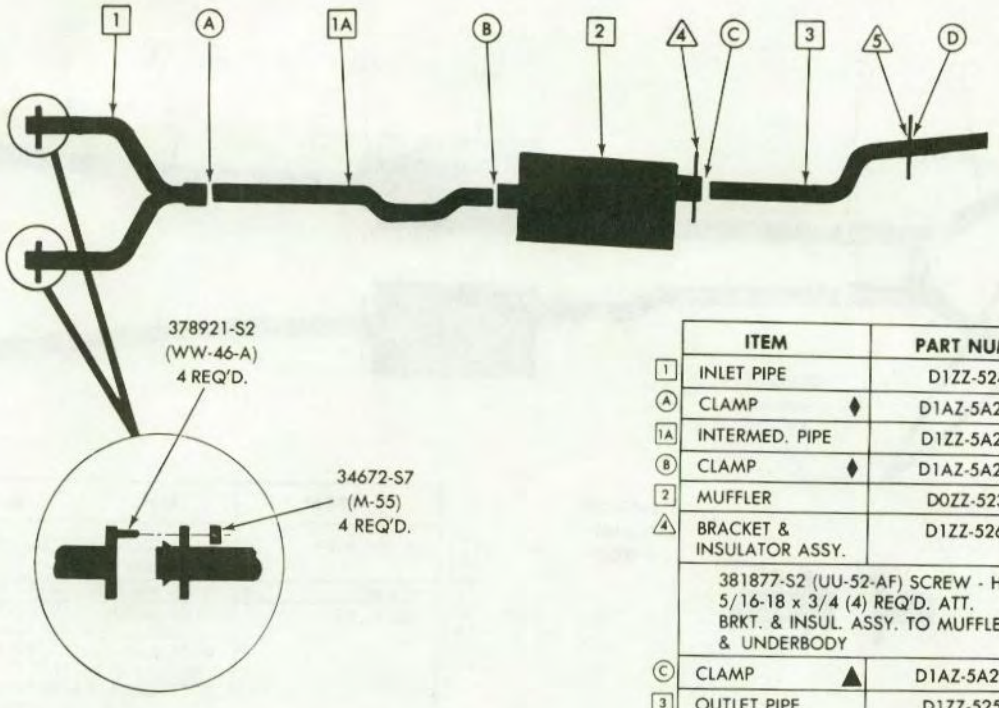

	ITEM	PART NUMBER
1	INLET PIPE	D1ZZ-5246-B
A	CLAMP ♦	D1AZ-5A231-A
1A	INTERMED. PIPE	D1ZZ-5A212-B
B	CLAMP ♦	D1AZ-5A231-A
2	MUFFLER	D0ZZ-5230-R
4	BRACKET & INSULATOR ASSY.	D1ZZ-5260-D
	381877-S2 (UU-52-AF) SCREW - HEX HD. 5/16-18 x 3/4 (4) REQ'D. ATT. BRKT. & INSUL. ASSY. TO MUFFLER & UNDERBODY	
C	CLAMP ▲	D1AZ-5A231-C
3	OUTLET PIPE	D1ZZ-5255-C
5	BRACKET & INSULATOR ASSY.	D1ZZ-5260-A
	381877-S2 (UU-52-AF) SCREW - HEX HD. 5/16-18 x 3/4 (2) REQ'D. ATT. BRKT. & INSUL. ASSY. TO UNDERBODY	
D	CLAMP ▲	D1AZ-5A231-C

Original equipment and original service muffler, intermediate pipe and outlet pipe are a welded assembly. To service this assembly you must replace it with all three parts (muffler, intermediate pipe and outlet pipe) used together.

E-A-42

♦ Use D1AZ 5A231-A in U.S. only; use C000 5253-F in Canada

▲ Use D1AZ 5A231-C in U.S. only; use C000 5253-E in Canada

COPYRIGHT © 1975 — FORD MOTOR COMPANY — DEARBORN, MICHIGAN

HALPERT_AUCTIONS

1972 MUSTANG—8 CYL. 351-4B CJ & SPECIAL (BOSS)

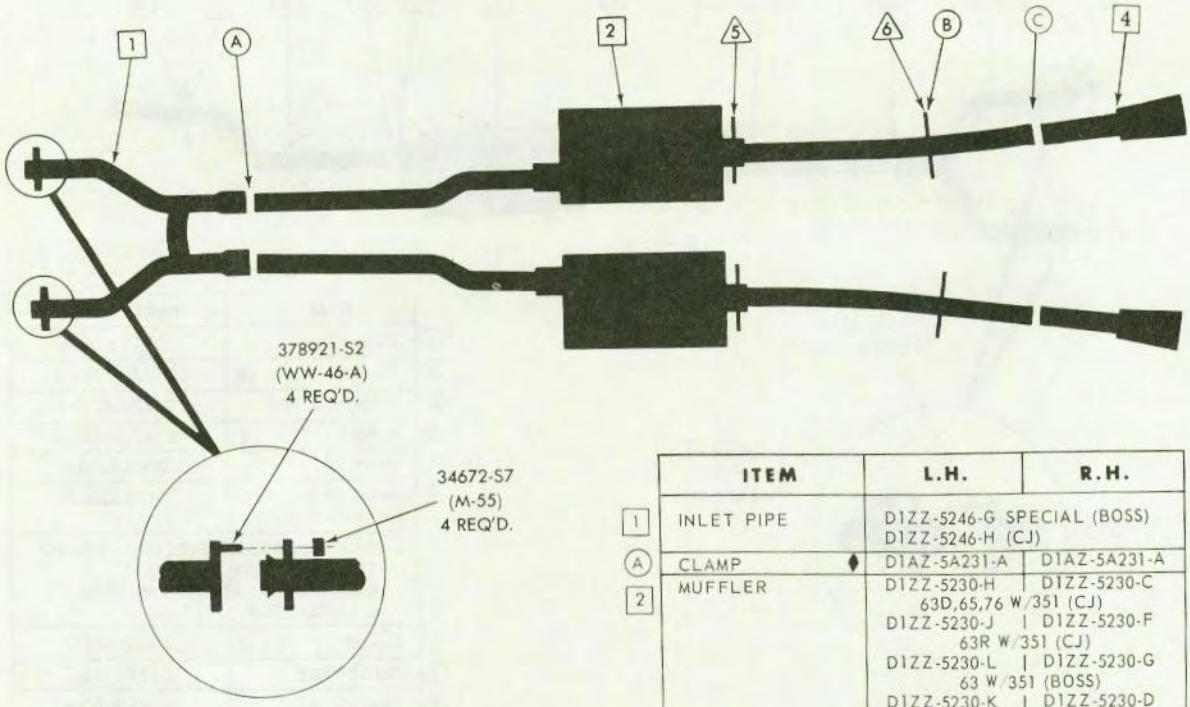

	ITEM	L.H.	R.H.
1	INLET PIPE	D1ZZ-5246-G SPECIAL (BOSS) D1ZZ-5246-H (CJ)	
A	CLAMP ♦	D1AZ-5A231-A	D1AZ-5A231-A
2	MUFFLER	D1ZZ-5230-H | D1ZZ-5230-C 63D,65,76 W/351 (CJ) D1ZZ-5230-J | D1ZZ-5230-F 63R W/351 (CJ) D1ZZ-5230-L | D1ZZ-5230-G 63 W/351 (BOSS) D1ZZ-5230-K | D1ZZ-5230-D 65, 76 W/351 (BOSS)	
5	BRACKET & INSULATOR ASSY.	D1ZZ-5260-C	D1ZZ-5260-A
	381877-S2 (UU-52-AF) SCREW - HEX HD. 5/16-18 x 3/4 (8) REQ'D. ATT. BRKT. & INSUL. ASSY. TO MUFFLER & UNDERBODY		
6	BRACKET & INSULATOR ASSY.	D1ZZ-5260-E	D1ZZ-5260-A
	381877-S2 (UU-52-AF) SCREW - HEX HD. 5/16-18 x 3/4 (4) REQ'D. ATT. BRKT. & INSUL. ASSY. TO UNDERBODY		
B	CLAMP ♦	D1AZ-5A231-A	D1AZ-5A231-A
C	CLAMP ♦	D1AZ-5A231-A	D1AZ-5A231-A
4	PIPE EXTENSION	D1ZZ-5255-B | D1ZZ-5255-A 63R W/351 (CJ) 63 W/351 (BOSS)	

E-A-43

♦ Use D1AZ 5A231-A in U.S. only; use C000 5253-F in Canada

HALPERT_AUCTIONS

1972 PINTO—4 CYL. 98-1B (1600cc) SEDANS - STD. & RALLYE

CONSOLIDATED SERVICE REPLACEMENT (REPLACES ORIGINAL SERVICE SYSTEM BELOW)

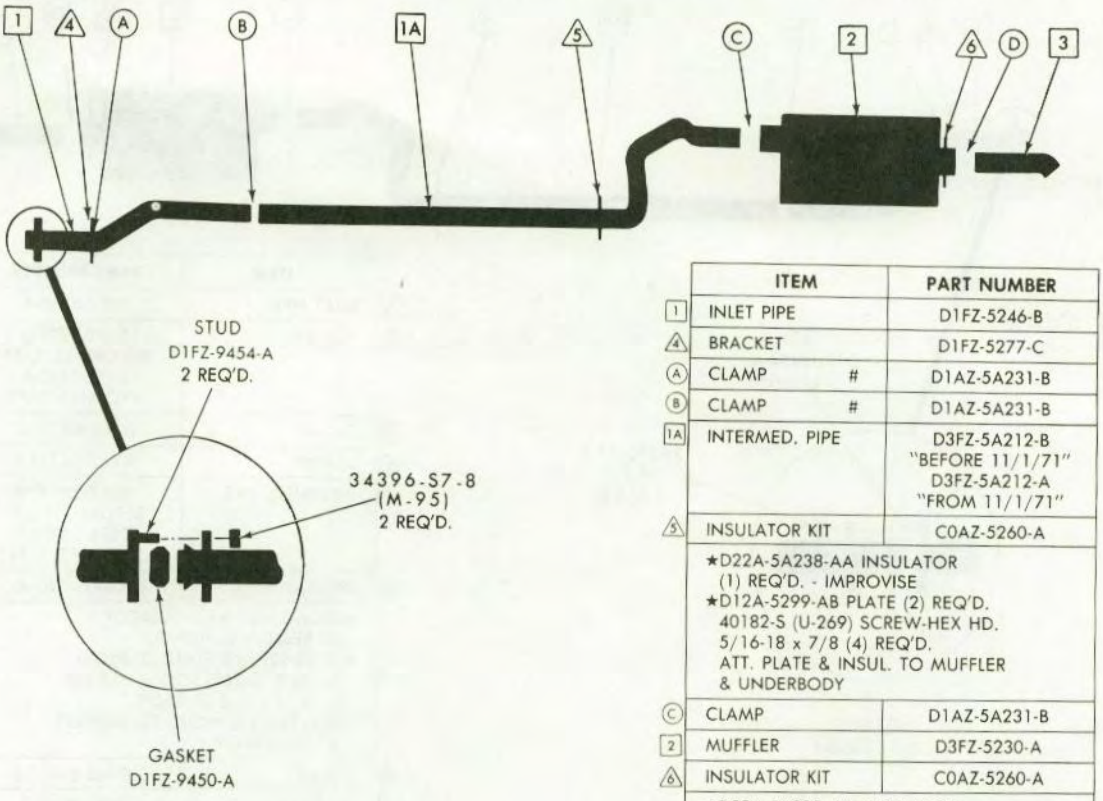

	ITEM	PART NUMBER
1	INLET PIPE	D1FZ-5246-B
4	BRACKET	D1FZ-5277-C
A	CLAMP #	D1AZ-5A231-B
B	CLAMP #	D1AZ-5A231-B
1A	INTERMED. PIPE	D3FZ-5A212-B "BEFORE 11/1/71" D3FZ-5A212-A "FROM 11/1/71"
5	INSULATOR KIT	C0AZ-5260-A
	★D22A-5A238-AA INSULATOR (1) REQ'D. - IMPROVISE ★D12A-5299-AB PLATE (2) REQ'D. 40182-S (U-269) SCREW-HEX HD. 5/16-18 x 7/8 (4) REQ'D. ATT. PLATE & INSUL. TO MUFFLER & UNDERBODY	
C	CLAMP	D1AZ-5A231-B
2	MUFFLER	D3FZ-5230-A
6	INSULATOR KIT	C0AZ-5260-A
	★D22A-5A238-AA INSULATOR (1) REQ'D. IMPROVISE ★D12A-5299-AB PLATE (2) REQ'D. 40182-S (U-269) SCREW-HEX HD. 5/16-18 x 7/8 (4) REQ'D. ATT. PLATE & INSUL. ASSY. TO MUFFLER & UNDERBODY	
D	CLAMP	D1AZ-5A231-B
3	OUTLET PIPE	D3FZ-5255-A

Original equipment and original service muffler, intermediate pipe and outlet pipe are a welded assembly. To service this assembly you must replace it with all three parts (muffler, intermediate pipe and outlet pipe) used together.

ORIGINAL SERVICE SYSTEM (REPLACED BY CONSOLIDATED SYSTEM ABOVE)



	ITEM	PART NUMBER
2	MUFFLER	★ D1FZ-5230-G "BEFORE 11/1/71" D2FZ-5230-C "FROM 11/1/71"

E-R-3

Use D1AZ 5A231-B in U.S. only; use C000 5253-C in Canada

COPYRIGHT © 1975 — FORD MOTOR COMPANY — DEARBORN, MICHIGAN

FINAL ISSUE

HALPERT_AUCTIONS

1972 PINTO—4 CYL. 122-2B (2000cc) SEDANS - STD. & RALLYE

CONSOLIDATED SERVICE REPLACEMENT (REPLACES ORIGINAL SERVICE SYSTEM BELOW)

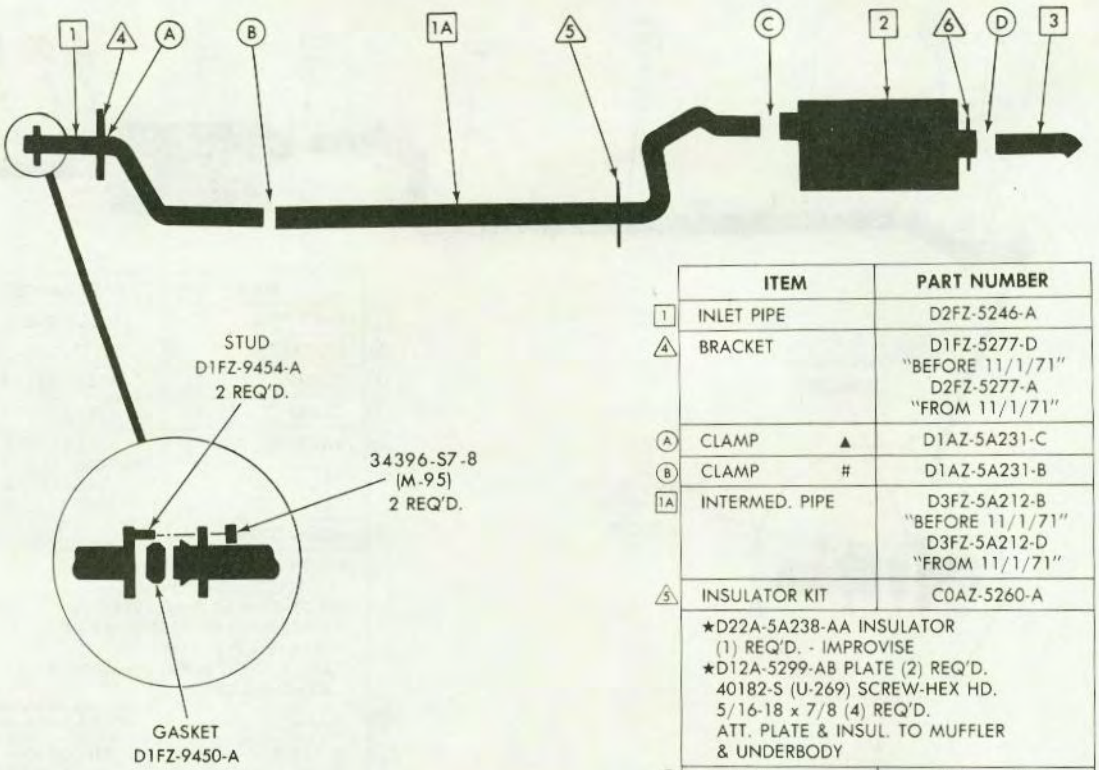

	ITEM	PART NUMBER
1	INLET PIPE	D2FZ-5246-A
4	BRACKET	D1FZ-5277-D "BEFORE 11/1/71" D2FZ-5277-A "FROM 11/1/71"
A	CLAMP ▲	D1AZ-5A231-C
B	CLAMP #	D1AZ-5A231-B
1A	INTERMED. PIPE	D3FZ-5A212-B "BEFORE 11/1/71" D3FZ-5A212-D "FROM 11/1/71"
5	INSULATOR KIT	C0AZ-5260-A
	★D22A-5A238-AA INSULATOR (1) REQ'D. - IMPROVISE ★D12A-5299-AB PLATE (2) REQ'D. 40182-S (U-269) SCREW-HEX HD. 5/16-18 x 7/8 (4) REQ'D. ATT. PLATE & INSUL. TO MUFFLER & UNDERBODY	
C	CLAMP	D1AZ-5A231-B
2	MUFFLER	D3FZ-5230-A
6	INSULATOR KIT	C0AZ-5260-A
	★D22A-5A238-AA INSULATOR (1) REQ'D. - IMPROVISE ★D12A-5299-AB PLATE (2) REQ'D. 40182-S (U-269) SCREW-HEX HD. 5/16-18 x 7/8 (4) REQ'D. ATT. PLATE & INSUL. ASSY. TO MUFFLER & UNDERBODY	
D	CLAMP	D1AZ-5A231-B
3	OUTLET PIPE	D3FZ-5255-A

Original equipment and original service muffler, intermediate pipe and outlet pipe are a welded assembly. To service this assembly you must replace it with all three parts (muffler, intermediate pipe and outlet pipe) used together.

ORIGINAL SERVICE SYSTEM (REPLACED BY CONSOLIDATED SYSTEM ABOVE)

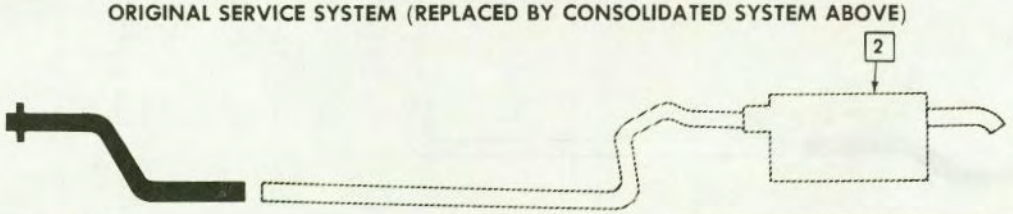

	ITEM	PART NUMBER
2	MUFFLER	★ D1FZ-5230-H "BEFORE 11/1/71" ★ D2FZ-5230-D "FROM 11/1/71"

E-R-4

▲ Use D1AZ 5A231-C in U.S. only; use C0OO 5253-C in Canada

Use D1AZ 5A231-B in U.S. only; use C0OO 5253-C in Canada

HALPERT_AUCTIONS

1972 PINTO—4 CYL. 122-2/B (2000cc) STATION WAGON

CONSOLIDATED SERVICE REPLACEMENT (REPLACES ORIGINAL SERVICE SYSTEM BELOW)

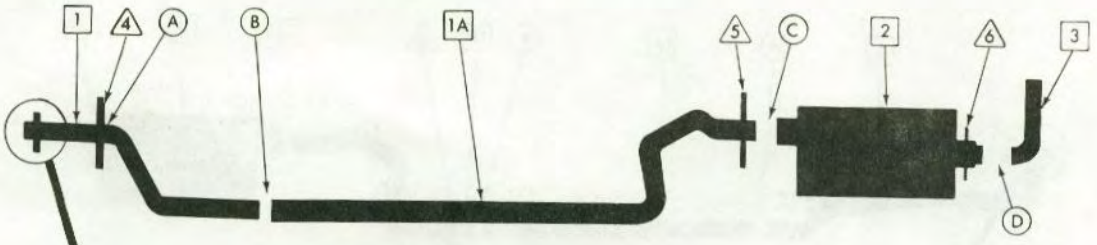

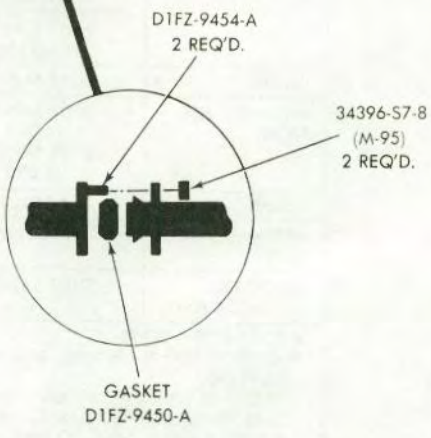

	ITEM	PART NUMBER
1	INLET PIPE	D2FZ-5246-A
4	BRACKET	D2FZ-5277-A
A	CLAMP ▲	D1AZ-5A231-C
B	CLAMP #	D1AZ-5A231-B
1A	INTERMED. PIPE	D3FZ-5A212-C
5	BRACKET & INSULATOR ASSY.	D2FZ-5260-A
	★D12A-5299-AB PLATE (2) REQ'D. 40182-S (U-269) SCREW-HEX HD. 5/16-18 x 7/8 (4) REQ'D. ATT. PLATE & INSUL. TO MUFFLER & UNDERBODY	
C	CLAMP	D1AZ-5A231-B
2	MUFFLER	D3FZ-5230-A
6	INSULATOR	★D22A-5A238-AA IMPROVISE
	★D12A-5299-AB PLATE (2) REQ'D. 40182-S (U-269) SCREW-HEX HD. 5/16-18 x 7/8 (4) REQ'D. ATT. PLATE & INSUL. ASSY. TO MUFFLER & UNDERBODY	
D	CLAMP	D1AZ-5A231-B
3	OUTLET PIPE	D3FZ-5255-B

Original equipment and original service muffler, intermediate pipe and outlet pipe are a welded assembly. To service this assembly you must replace it with all three parts (muffler, intermediate pipe and outlet pipe) used together.

ORIGINAL SERVICE SYSTEM (REPLACED BY CONSOLIDATED SYSTEM ABOVE)

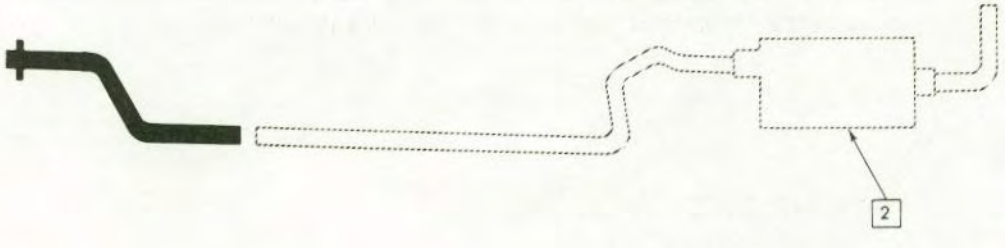

	ITEM	PART NUMBER
2	MUFFLER	★ D2FZ-5230-A

ER-5

▲ Use D1AZ 5A231-C in U.S. only; use C0OO 5253-E in Canada

Use D1AZ 5A231-B in U.S. only; use C0OO 5253-C in Canada

COPYRIGHT © 1975 — FORD MOTOR COMPANY — DEARBORN, MICHIGAN

1972 MAVERICK—6 CYL. 170-1B & 200-1B

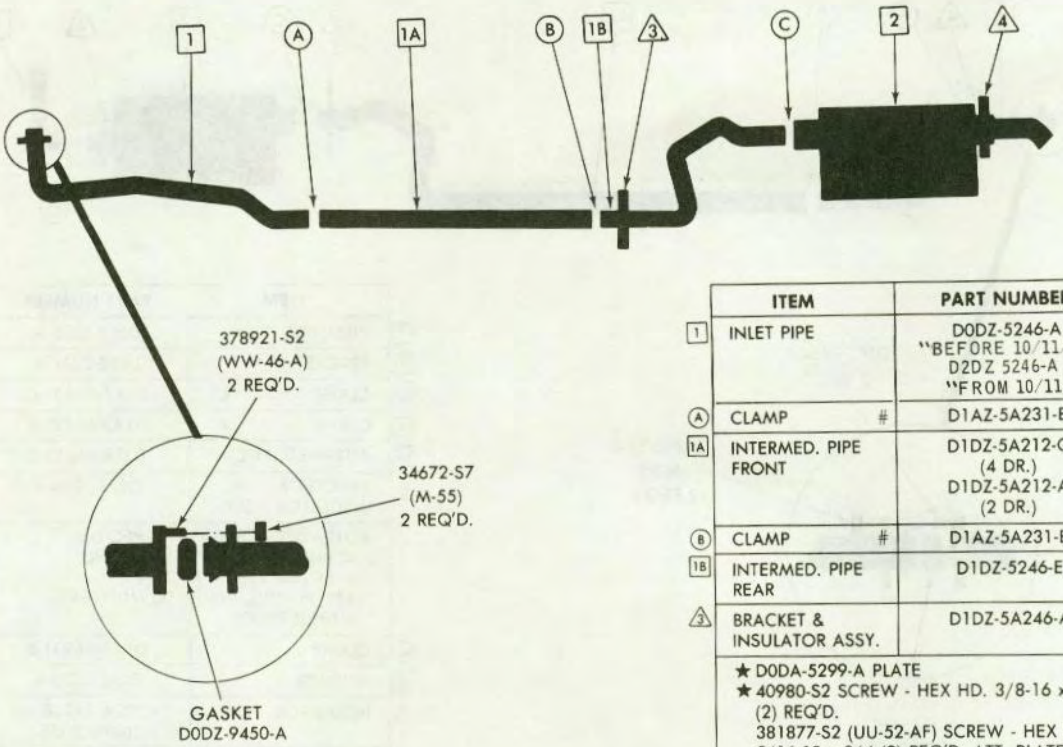

	ITEM	PART NUMBER
1	INLET PIPE	D0DZ-5246-A "BEFORE 10/11/71" D2DZ 5246-A "FROM 10/11/71"
A	CLAMP #	D1AZ-5A231-B
1A	INTERMED. PIPE FRONT	D1DZ-5A212-C (4 DR.) D1DZ-5A212-A (2 DR.)
B	CLAMP #	D1AZ-5A231-B
1B	INTERMED. PIPE REAR	D1DZ-5246-E
3	BRACKET & INSULATOR ASSY.	D1DZ-5A246-A
	★ D0DA-5299-A PLATE ★ 40980-S2 SCREW - HEX HD. 3/8-16 x 1 (2) REQ'D. 381877-S2 (UU-52-AF) SCREW - HEX HD. 5/16-18 x 3/4 (2) REQ'D. ATT. PLATE & BRKT. & INSUL. ASSY. TO PINION BUMPER & TO MUFFLER ASSY.	
C	CLAMP #	D1AZ-5A231-B
2	MUFFLER	D1DZ-5230-L
4	BRACKET & INSULATOR ASSY.	D1DZ-5260-A
	381877-S2 (UU-52-AF) SCREW - HEX HD. 5/16-18 x 3/4 (4) REQ'D. ATT. BRKT. & INSUL. ASSY. TO MUFFLER & UNDERBODY	

Original equipment muffler and intermediate pipe are a welded assembly. To service this assembly you must replace it completely with three parts (muffler and two intermediate pipes) used together.

E-L-9

Use D1AZ 5A231-B in U.S. only; use C000 5253-C in Canada

HALPERT_AUCTIONS

1972 MAVERICK—6 CYL. 250-1B

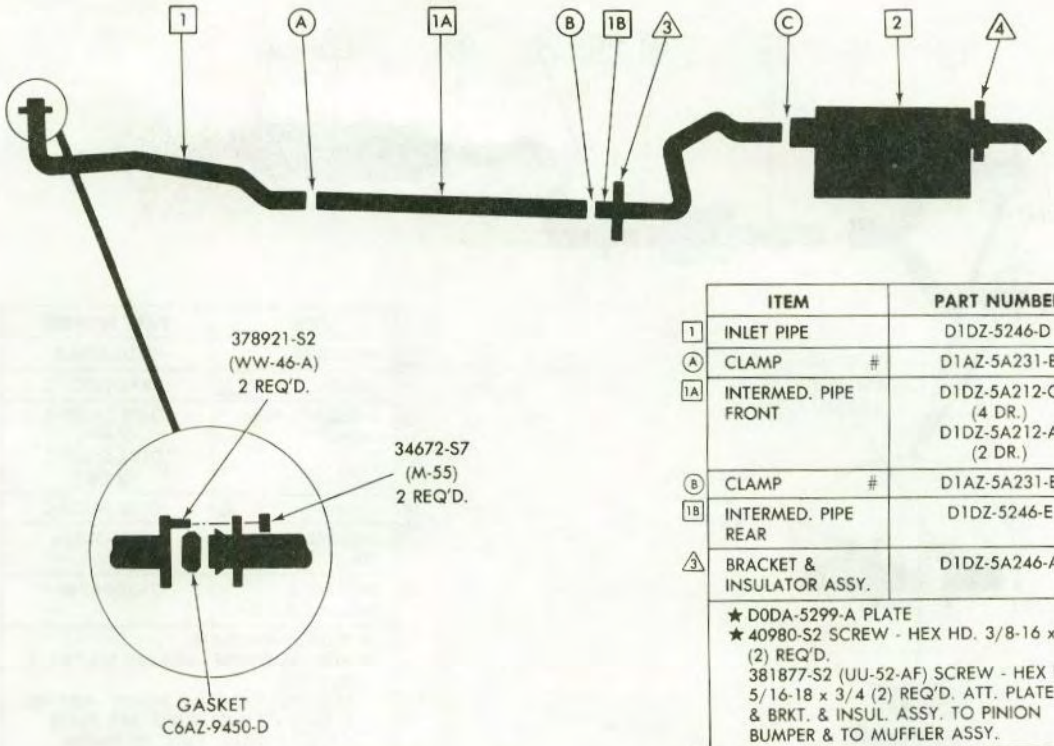

	ITEM	PART NUMBER
1	INLET PIPE	D1DZ-5246-D
A	CLAMP #	D1AZ-5A231-B
1A	INTERMED. PIPE FRONT	D1DZ-5A212-C (4 DR.) D1DZ-5A212-A (2 DR.)
B	CLAMP #	D1AZ-5A231-B
1B	INTERMED. PIPE REAR	D1DZ-5246-E
3	BRACKET & INSULATOR ASSY.	D1DZ-5A246-A
	★ D0DA-5299-A PLATE ★ 40980-S2 SCREW - HEX HD. 3/8-16 x 1 (2) REQ'D. 381877-S2 (UU-52-AF) SCREW - HEX HD. 5/16-18 x 3/4 (2) REQ'D. ATT. PLATE & BRKT. & INSUL. ASSY. TO PINION BUMPER & TO MUFFLER ASSY.	
C	CLAMP #	D1AZ-5A231-B
2	MUFFLER	D1DZ-5230-L
4	BRACKET & INSULATOR ASSY.	D1DZ-5260-A
	381877-S2 (UU-52-AF) SCREW - HEX HD. 5/16-18 x 3/4 (4) REQ'D. ATT. BRKT. & INSUL. ASSY. TO MUFFLER & UNDERBODY	

Original equipment muffler and intermediate pipe are a welded assembly. To service this assembly you must replace it completely with three parts (muffler and two intermediate pipes) used together.

E-L-11

Use D1AZ 5A231-B in U.S. only; use C000 5253-C in Canada

COPYRIGHT © 1975 — FORD MOTOR COMPANY — DEARBORN, MICHIGAN

1972 MAVERICK—8 CYL. 302-2B

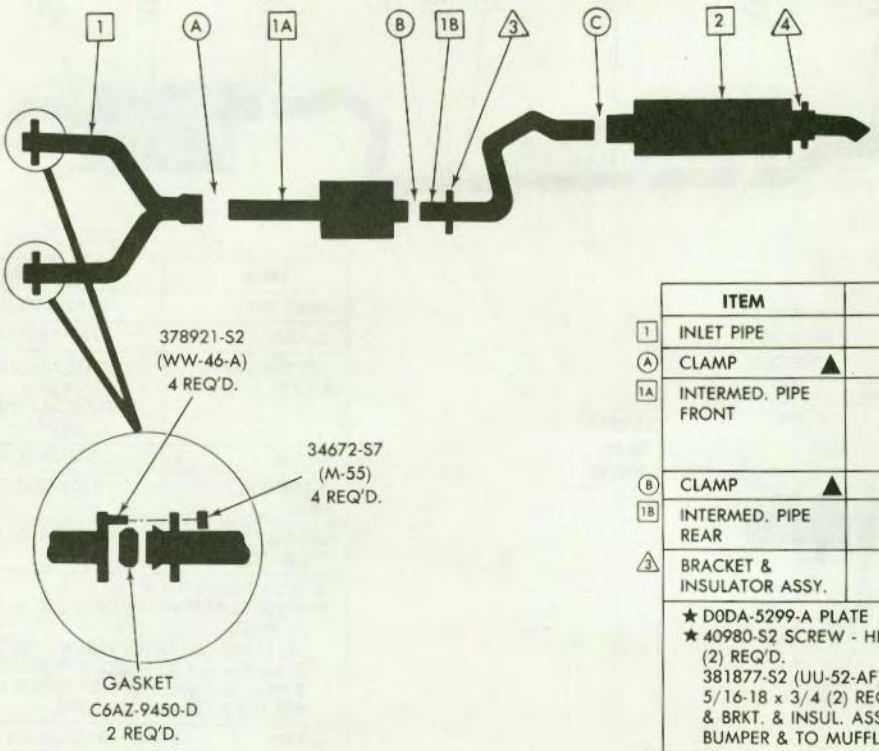

	ITEM	PART NUMBER
1	INLET PIPE	D1DZ-5246-B
A	CLAMP ▲	D1AZ-5A231-C
1A	INTERMED. PIPE FRONT	D1DZ-5A289-D (2 DR.) D1DZ-5A289-C (4 DR.)
B	CLAMP ▲	D1AZ-5A231-C
1B	INTERMED. PIPE REAR	D1DZ-5246-E
3	BRACKET & INSULATOR ASSY.	D1DZ-5A246-A
	★ D0DA-5299-A PLATE ★ 40980-S2 SCREW - HEX HD. 3/8-16 x 1 (2) REQ'D. 381877-S2 (UU-52-AF) SCREW - HEX HD. 5/16-18 x 3/4 (2) REQ'D. ATT. PLATE & BRKT. & INSUL. ASSY. TO PINION BUMPER & TO MUFFLER ASSY.	
C	CLAMP #	D1AZ-5A231-B
2	MUFFLER	D1DZ-5230-L
4	BRACKET & INSULATOR ASSY.	D1DZ-5260-A
	381877-S2 (UU-52-AF) SCREW - HEX HD. 5/16-18 x 3/4 (4) REQ'D. ATT. BRKT. & INSUL. ASSY. TO MUFFLER & UNDERBODY	

Original equipment muffler and intermediate pipe are a welded assembly. To service this assembly you must replace it completely with three parts (muffler and two intermediate pipes) used together.

E-L-13

▲ Use D1AZ 5A231-C in U.S. only; use C000 5253-E in Canada

\# Use D1AZ 5A231-B in U.S. only; use C000 5253-C in Canada

HALPERT_AUCTIONS

1972 THUNDERBIRD—8 CYL. 400-2B

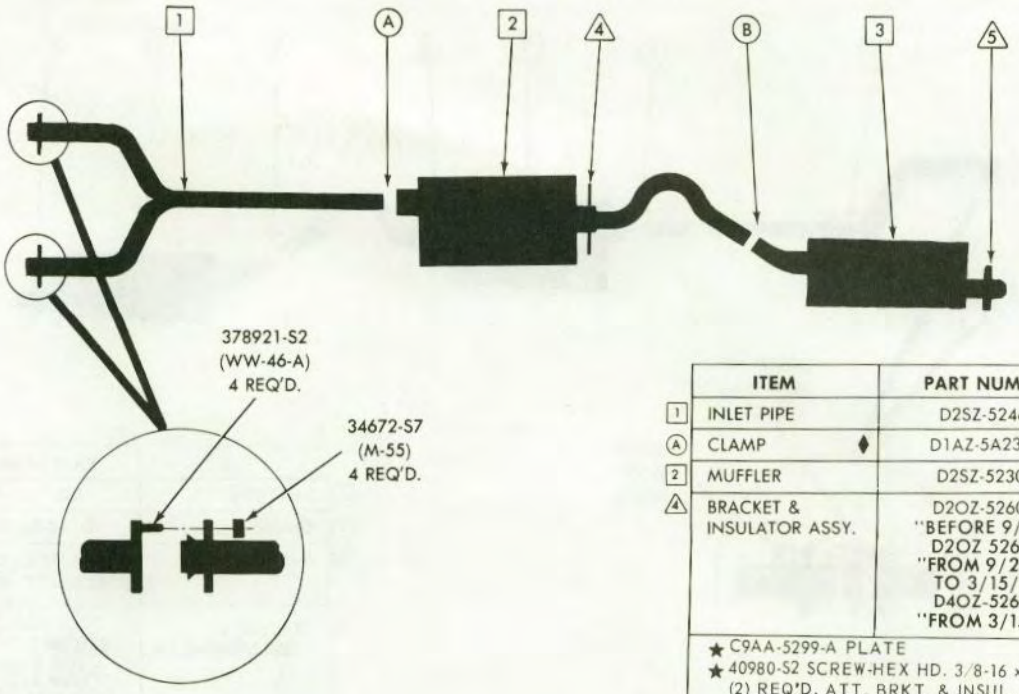

	ITEM	PART NUMBER
1	INLET PIPE	D2SZ-5246-B
A	CLAMP ♦	D1AZ-5A231-A
2	MUFFLER	D2SZ-5230-D
4	BRACKET & INSULATOR ASSY.	D2OZ-5260-D "BEFORE 9/27/71" D2OZ 5260-G "FROM 9/27/71 TO 3/15/72" D4OZ-5260-E "FROM 3/15/72"
	★ C9AA-5299-A PLATE ★ 40980-S2 SCREW-HEX HD. 3/8-16 x 1 (2) REQ'D. ATT. BRKT. & INSUL. ASSY. TO UNDERBODY 381877-S2 (UU-52-AF) SCREW - HEX HD. 5/16-18 x 3/4 (2) REQ'D. ATT. BRKT. & INSUL. ASSY. TO MUFFLER	
B	CLAMP ♦	D1AZ-5A231-A
3	RESONATOR	D2SZ-5A289-A
5	BRACKET & INSULATOR ASSY.	D2SZ-5260-D
	★ 40980-S2 SCREW - HEX HD. 3/8-16 x 1 (1) REQ'D. ATT. BRKT. & INSUL. ASSY. TO UNDERBODY 381877-S2 (UU-52-AF) SCREW - HEX HD. 5/16-18 x 3/4 (2) REQ'D. ATT. BRKT. TO INSUL. ASSY. TO RESONATOR ASSY.	

Original equipment muffler and resonator assembly are a welded assembly. To service this assembly you must replace it with both parts (muffler and resonator assembly) used together.

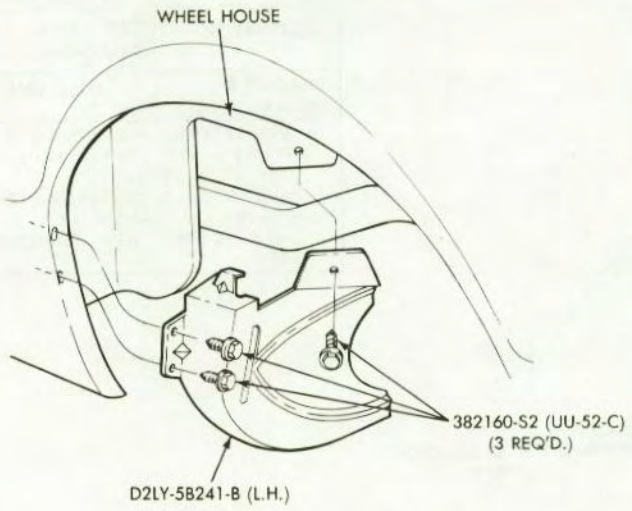

MUFFLER SPLASH SHIELD

E-H-8

♦ Use D1AZ 5A231-A in U.S. only; use C000 5253-F in Canada

COPYRIGHT © 1975 — FORD MOTOR COMPANY — DEARBORN, MICHIGAN

HALPERT_AUCTIONS

1972 THUNDERBIRD—8 CYL. 429-4B & 460-4B

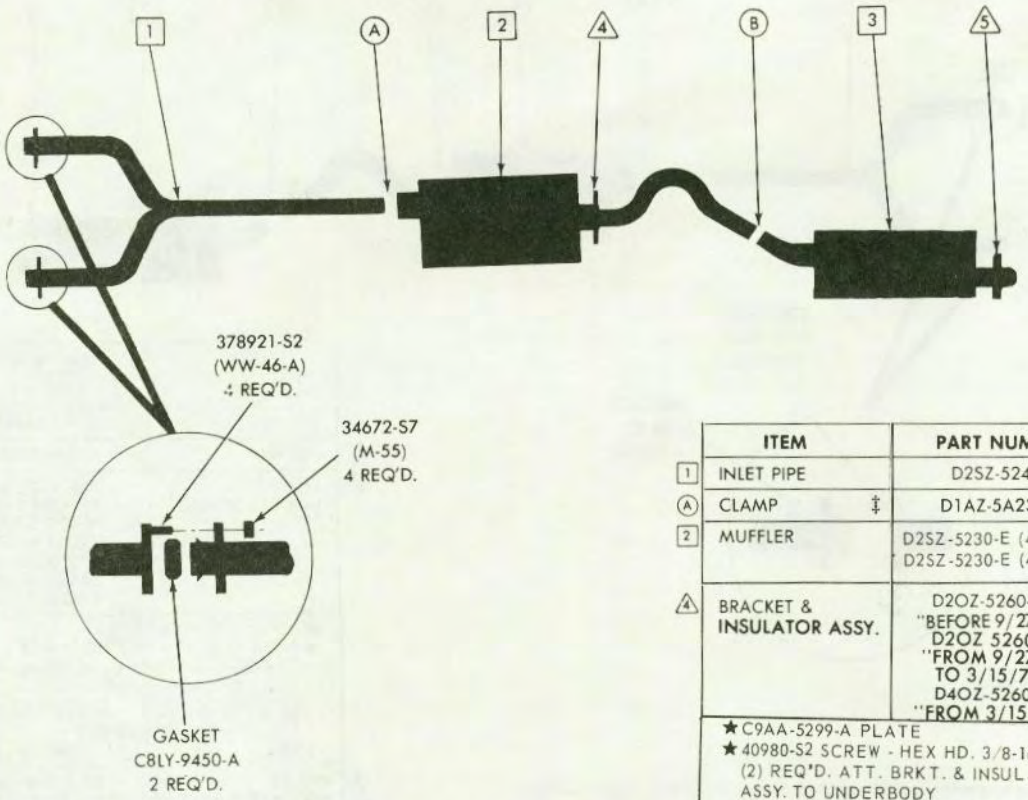

Original equipment muffler and resonator assembly are a welded assembly. To service this assembly you must replace it with both parts (muffler and resonator assembly) used together.

	ITEM	PART NUMBER
1	INLET PIPE	D2SZ-5246-C
A	CLAMP ‡	D1AZ-5A231-D
2	MUFFLER	D2SZ-5230-E (429-4B) D2SZ-5230-E (460-4B)
4	BRACKET & INSULATOR ASSY.	D2OZ-5260-D "BEFORE 9/27/71" D2OZ 5260-G "FROM 9/27/71 TO 3/15/72" D4OZ-5260-E "FROM 3/15/72"
	★C9AA-5299-A PLATE ★40980-S2 SCREW - HEX HD. 3/8-16 x 1 (2) REQ'D. ATT. BRKT. & INSUL. ASSY. TO UNDERBODY 381877-S2 (UU-52-AF) SCREW - HEX HD. 5/16-18 x 3/4 (2) REQ'D. ATT. BRKT. & INSUL. ASSY. TO MUFFLER	
B	CLAMP ♦	D1AZ-5A231-A
3	RESONATOR	D2SZ-5A289-C (429-4B) D2SZ-5A289-C (460-4B)
5	BRACKET & INSULATOR ASSY.	D2SZ-5260-D
	★40980-S2 SCREW - HEX HD. 3/8-16 x 1 (1) REQ'D. ATT. BRKT. & INSUL. ASSY. TO UNDERBODY 381877-S2 (UU-52-AF) SCREW - HEX HD. 5/16-18 x 3/4 (2) REQ'D. ATT. BRKT. TO INSUL. ASSY. TO RESONATOR ASSY.	

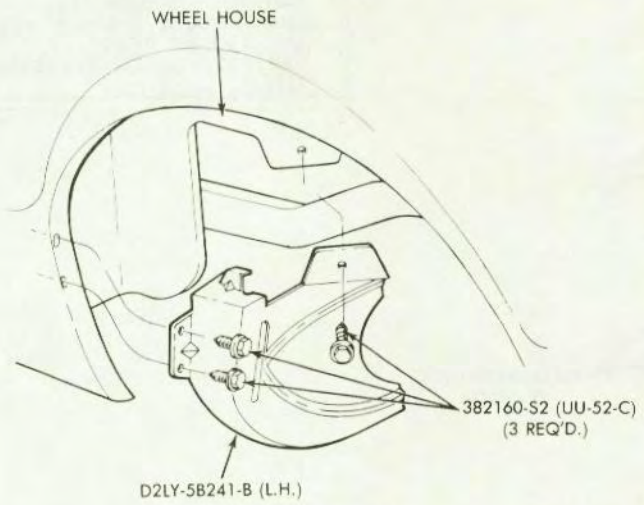

MUFFLER SPLASH SHIELD

E-H-9

‡ Use D1AZ 5A231-D in U.S. only; use C000 5253-G in Canada

♦ Use D1AZ 5A231-A in U.S. only; use C000 5253-F in Canada

HALPERT_AUCTIONS

1972 BRONCO—6 CYL. 200-1B

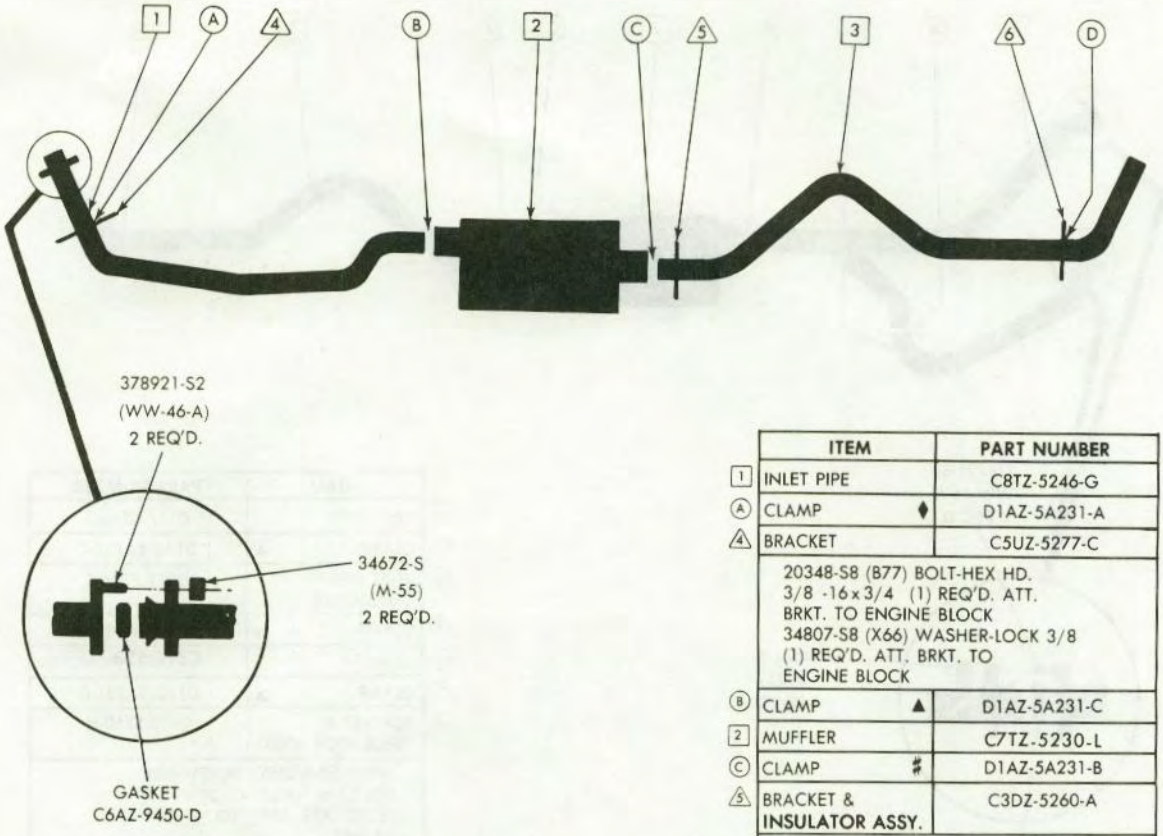

	ITEM	PART NUMBER
1	INLET PIPE	C8TZ-5246-G
A	CLAMP ♦	D1AZ-5A231-A
4	BRACKET	C5UZ-5277-C
	20348-S8 (B77) BOLT-HEX HD. 3/8 -16 x 3/4 (1) REQ'D. ATT. BRKT. TO ENGINE BLOCK 34807-S8 (X66) WASHER-LOCK 3/8 (1) REQ'D. ATT. BRKT. TO ENGINE BLOCK	
B	CLAMP ▲	D1AZ-5A231-C
2	MUFFLER	C7TZ-5230-L
C	CLAMP ♯	D1AZ-5A231-B
5	BRACKET & INSULATOR ASSY.	C3DZ-5260-A
	39909-S7 (U269D) SCREW-HEX HD. 5/16 -18 x 3/4 (2) REQ'D. ATT. BRKT. TO FRAME	
3	OUTLET PIPE	C7TZ-5255-AE
6	BRACKET & INSULATOR ASSY.	C30Z-5260-A
	39909-S7 (U269D) SCREW-HEX HD. 5/16 -18 x 3/4 (2) REQ'D. ATT. BRKT. TO FRAME	
D	CLAMP ♯	D1AZ-5A231-B

EN-13

♦ Use D1AZ 5A231-A in U.S. only; use C000 5253-F in Canada

▲ Use D1AZ 5A231-C in U.S. only; use C000 5253-E in Canada

♯ Use D1AZ 5A231-B in U.S. only; use C000 5253-C in Canada

COPYRIGHT © 1975— FORD MOTOR COMPANY —DEARBORN, MICHIGAN

HALPERT_AUCTIONS

1972 BRONCO—8 CYL. 302-2B

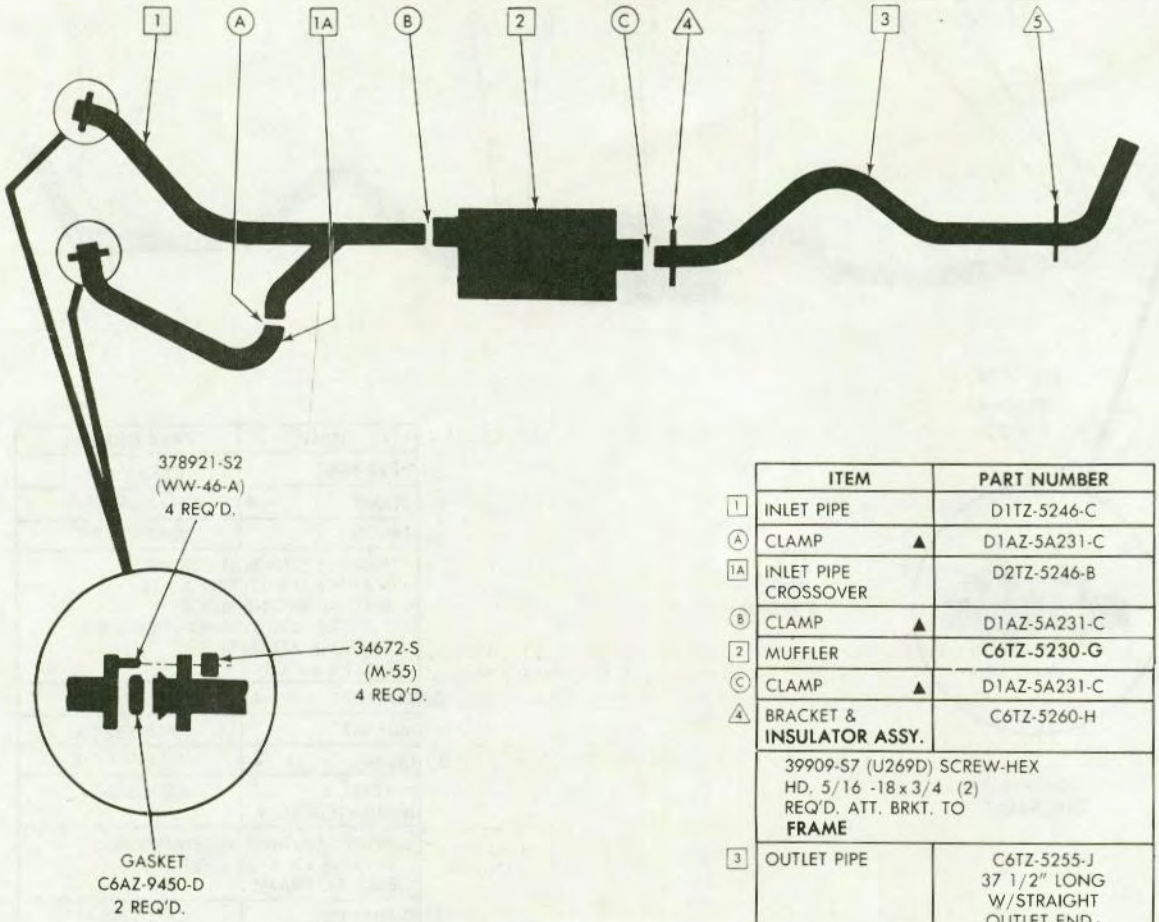

	ITEM	PART NUMBER
1	INLET PIPE	D1TZ-5246-C
A	CLAMP ▲	D1AZ-5A231-C
1A	INLET PIPE CROSSOVER	D2TZ-5246-B
B	CLAMP ▲	D1AZ-5A231-C
2	MUFFLER	C6TZ-5230-G
C	CLAMP ▲	D1AZ-5A231-C
4	BRACKET & INSULATOR ASSY.	C6TZ-5260-H
	39909-S7 (U269D) SCREW-HEX HD. 5/16 -18 x 3/4 (2) REQ'D. ATT. BRKT. TO FRAME	
3	OUTLET PIPE	C6TZ-5255-J 37 1/2" LONG W/STRAIGHT OUTLET END - NOTE 1
		D1TZ-5255-A 38 1/2" LONG W/STRAIGHT OUTLET END - NOTE 2
5	BRACKET & INSULATOR ASSY.	C6TZ-5260-G
	39909-S7 (U269D) SCREW-HEX HD. 5/16 -18 x 3/4 (2) REQ'D. ATT. BRKT. TO FRAME 23440-S8 (B10) BOLT-HEX HD. 3/8 -16 x 1 1/4 (1) REQ'D. ATT. OUTLET PIPE TO BRKT. 34807-S8 (X66) WASHER-LOCK 3/8 (1) REQ'D. ATT. OUTLET PIPE TO BRKT. 33799-S7 (M52) NUT-LOCK 3/8 -16 (1) REQ'D. ATT. OUTLET PIPE TO BRKT.	

EN-14

▲ Use D1AZ 5A231-C in U.S. only; use C000 5253-E in Canada

NOTE 1 - "Before Ser. N20,000" use except in states of California, Colorado and Chicago Sales District.
"From Ser. N20,000" use except in states of California, Colorado, Minnesota and Chicago Sales District.

NOTE 2 - "Before Ser. N20,000" use in states of California, Colorado and Chicago Sales District.
"From Ser. N20,000" use in states of California, Colorado, Minnesota and Chicago Sales District.

HALPERT_AUCTIONS

YEAR	MODEL	DESCRIPTION	QTY.	PART NUMBER
	5B300 RETAINER - FRONT SPRING MOUNTING			
66/	U	Upper	2	C6TZ 5B300-B
66/	U	Lower	2	C6TZ 5B300-C
	5A305 BUSHING - FRONT SPRING LOWER SEAT			
66/	B		2	C7OZ 5A305-A
65/66	F	Upper pivot	2	
67/	F		2	
71/	P		2	
65/70	X		2	
	5A306 SEAT ASSY. - FRONT SPRING			
65/67	B		2	C5OZ 5A306-A
	5A307 SEAT - FRONT SPRING LOWER			
66/70	U		2	C6TZ 5A307-A
71/	U		2	D1TZ 5A307-A

5310 SPRING - FRONT - COIL

REFER TO THE FOLLOWING SECTIONS FOR MODEL APPLICATION ON FRONT COIL SPRINGS:

YEAR	SECTION
1965	53.65
1966	53.66
1967	53.67
1968	53.68

YEAR	SECTION
1969	53.69
1970	53.70
1971	53.71
1972	53.72

PART NUMBERS FOR SPRING CODES USED FROM 1967 THRU 1972 ARE SHOWN IN THE "IDENTIFICATION & CROSS REFERENCE CHART" BELOW:

FRONT SPRING IDENTIFICATION and CROSS REFERENCE CHART

Refer to appropriate section to obtain code.

FRT. SPRING CODE NO.	•PART NUMBER	COLOR IDENTIFICATION	NORMAL LOAD (POUNDS)	NUMBER OF COILS	WIRE DIAM. (INCHES)	FREE LENGTH (INCHES)
1	AJ 5310-R	1 Pink stripe	2100	8	.823	13
2	B7A 5310-L	1 Purple stripe	2500	9 1/2	.710	15 1/2
3	★C0AA 5310-A r/b C2AZ 5310-B(21)	1 Red stripe	2425	10	.710	16 5/8
4	★C0AA 5310-B r/b C0AA 5310-C(5)	1 Green stripe	2325	10	.710	16 3/8
5	C0AA 5310-C	1 Blue stripe	2225	10	.710	16 1/8
6	★C0AA 5310-D r/b C2AZ 5310-B(21)	1 Yellow stripe	2550	10 3/4	.725	16 7/8
7	★C0AA 5310-E r/b C0AA 5310-F(8)	2 Red stripes	2425	9	.725	15 3/8
8	C0AA 5310-F	2 Green stripes	2325	9	.725	15 1/4
9	★C0AA 5310-G r/b C0AA 5310-F(8)	2 Blue stripes	2225	9	.725	15
10	★C0DD 5310-C r/b C1DD 5310-D(12)	1 Red stripe	1210	10 3/8	.560	16 1/2
11	★C0DD 5310-D r/b C1DD 5310-D(12)	1 Green stripe	1140	9 1/4	.540	16
12	C1DD 5310-D	1 Blue or 1 Red stripe	1215	9 1/2	.560	15 5/8

• Recommended to be serviced in pairs only

May, 1975

COPYRIGHT © 1975 — FORD MOTOR COMPANY — DEARBORN, MICHIGAN

FINAL ISSUE

5310 FRONT SPRING IDENTIFICATION and CROSS REFERENCE CHART - continued

Refer to appropriate section to obtain code.

FRT. SPRING CODE NO.	•PART NUMBER	COLOR IDENTIFICATION	NORMAL LOAD (POUNDS)	NUMBER OF COILS	WIRE DIAM. (INCHES)	FREE LENGTH (INCHES)
13	★C1DD 5310-E r/b C1DD 5310-D(12)	1 Green stripe	1145	8 7/8	.545	15 3/8
14	★C1DD 5310-F r/b C1DD 5310-D(12)	1 Blue stripe	1215	8 1/2	.560	15 1/8
15	★C1MM 5310-J r/b C1MM 5310-L(17)	1 Silver stripe	2700	11	.740	16 3/4
16	★C1MM 5310-K r/b C1MM 5310-L(17)	2 Lavender stripes	2525	10	.735	15 7/8
17	C1MM 5310-L	2 Orange stripes	2600	10	.735	15 7/8
18	★C1MM 5310-M r/b C1MM 5310-L(17)	2 Silver stripes	2700	10 1/4	.745	16 1/8
19	C1SS 5310-C	3 Red stripes	1930	10	.663	17
20	C2AZ 5310-A		2425	7	.853	12 1/2
21	C2AZ 5310-B	1 Brown stripe	2425	10 3/4	.725	16 3/4
22	★C2OZ 5310-A Not replaced	1 Yellow stripe	1610	10 3/4	.665	19 3/4
23	★C2OZ 5310-B Not replaced	1 Green stripe	1660	10 3/4	.665	20
24	★C2OZ 5310-E r/b C4OZ 5310-B(51)	1 Blue stripe	1610	9 3/4	.675	18 1/2
25	★C7ZZ 5310-AJ r/b C7ZZ 5310-C(4F)	1 Orange stripe	1580	9 1/2	.600	16 1/2
26	★C2OZ 5310-F r/b C4OZ 5310-B(51)	1 Orange stripe	1660	9 3/4	.675	18 3/4
27	C2SZ 5310-A	1 Yellow stripe	2110	10	.663	17 1/2
28	★C3AZ 5310-A r/b C2AZ 5310-B(21)	1 Red stripe	2425	10 1/2	.708	16 3/4
29	★C3AZ 5310-B r/b C0AA 5310-C(5)	1 Green stripe	2325	10 1/2	.703	16 3/4
30	★C3AZ 5310-C r/b C0AA 5310-C(5)	1 Pink stripe	2175	10	.710	17
31	★C3AZ 5310-D Not replaced	2 Gold stripes	2425	8 3/4	.745	14 5/8
32	C3DZ 5310-AA	1 Brown stripe or 1 Orange daub	1460	8 3/4	.585	14 1/4
33	★C3DZ 5310-AB r/b C3DZ 5310-AC(34)	1 Gray stripe or 1 Orange daub	1585	9	.605	14 3/8
34	★C3DZ 5310-AC r/b C9OZ 5310-L(6X)	1 Pink stripe	1668	9	.615	14 3/8
35	C3DZ 5310-U	1 Silver stripe	1370	9	.585	14 1/4
36	★C3DZ 5310-Y r/b C3DZ 5310-Z(37)	1 Red stripe	1196	9 1/2	.560	15
37	C3DZ 5310-Z	1 Yellow stripe	1275	9 1/4	.570	14 1/2
38	★C3OZ 5310-A Not replaced	1 Violet stripe	1550	10 3/4	.665	19 3/8
39	★C3OZ 5310-B r/b C3OZ 5310-G(42)	1 Brown stripe	1700	11	.685	19 1/2
40	★C3OZ 5310-C r/b C4OZ 5310-B(51)	2 Yellow stripes	1550	9 3/4	.675	18 1/4
41	★C3OZ 5310-D r/b C3OZ 5310-K(45)	2 Green stripes	1700	9 3/4	.695	18 1/8
42	C3OZ 5310-G	1 Orange	1765	10 3/4	.685	19 3/4
43	★C3OZ 5310-H r/b C3OZ 5310-K(45)	1 Pink stripe	1765	9 3/4	.695	18 3/8
45	C3OZ 5310-K	1 White stripe	1815	9 3/4	.695	18 1/2
46	C3SZ 5310-B	1 Silver stripe	2600	11 1/2	.740	20
47	C3SZ 5310-C	1 Purple stripe	2700	9 1/2	.740	20

• Recommended to be serviced in pairs only

HALPERT_AUCTIONS

5310 FRONT SPRING IDENTIFICATION and CROSS REFERENCE CHART - continued

Refer to appropriate section to obtain code.

FRT. SPRING CODE NO.	•PART NUMBER	COLOR IDENTIFICATION	NORMAL LOAD (POUNDS)	NUMBER OF COILS	WIRE DIAM. (INCHES)	FREE LENGTH (INCHES)
48	★C4DZ 5310-A r/b C3DZ 5310-U(35)	1 Tan stripe	1370	7 1/2	.585	13 1/8
49	★C4DZ 5310-B r/b C3DZ 5310-U(35)	1 Orange stripe	1275	7 1/2	.570	13 3/8
50	★C4OZ 5310-A r/b C4OZ 5310-B(51)	2 Orange stripes	1585	9 3/4	.675	18 1/2
51	C4OZ 5310-B	2 Red stripes	1635	9 3/4	.675	18 5/8
52	★C4OZ 5310-C r/b C4OZ 5310-B(51)	2 Brown stripes	1685	9 3/4	.675	18 7/8
53	★C4SZ 5310-D r/b C4SZ 5310-E(54)	1 Green stripe	2460	12	.720	20 3/4
54	C4SZ 5310-E	1 Purple stripe	2460			
55	★C5AZ 5310-A r/b C6AZ 5310-A(91)	1 Red stripe	1660	10	.615	18 7/8
56	★C5AZ 5310-B r/b C6AZ 5310-A(91)	2 Blue stripes	1730	10	.615	19 1/8
57	★C5AZ 5310-C r/b C6AZ 5310-C(93)	1 Yellow stripe	1800	9 3/4	.633	18 1/2
58	★C5AZ 5310-D r/b C6AZ 5310-C(93)	1 Pink stripe	1875	9 3/4	.633	18 3/4
59	★C5AZ 5310-E r/b C6AZ 5310-C(93)	1 Orange stripe	1950	9 3/4	.653	18 1/4
60	★C5AZ 5310-F r/b C6AZ 5310-C(93)	1 Brown stripe	2030	9 3/4	.653	18 1/2
61	★C5AZ 5310-G r/b D2AZ 5310-A(8A)	1 Green stripe	2116	9 3/4	.675	18
62	★C5AZ 5310-S Not replaced	1 Gray stripe	1680	9 1/4	.659	16 3/8
63	★C5AZ 5310-T Not replaced	2 Blue stripes	1760	9 1/4	.659	16 5/8
64	★C5AZ 5310-U r/b D2OZ 5310-K(1M)	2 Pink or 2 Yellow stripes	2235	9 1/4	.730	16
65	★C5AZ 5310-W r/b D2OZ 5310-K(1M)	2 Pink or 2 Yellow stripes	2345	9 1/4	.674	16 7/8
66	★C5AZ 5310-Y Not replaced	2 Orange stripes	1845	8 3/4	.675	17 1/8
67	★C5AZ 5310-Z Not replaced	2 Brown or 2 Silver stripes	1935	9 1/4	.679	16 3/4
68	★C7ZZ 5310-AL r/b C7ZZ 5310-Z(4J)	1 Brown stripe	1454	9 3/16	.575	16 5/8
69	C5AZ 5310-AA	2 Red or 2 Silver stripes	2235	9	.700	17
70	C9OZ 5310-A	2 Red stripes	1520	8	.600	16 5/8
71	C9OZ 5310-B	2 Orange strips	1580	9 3/8	.600	16 7/8
72	C9OZ 5310-C	2 Violet stripes	1640	8	.615	16 5/8
73	C9OZ 5310-D	1 Violet and 1 Gold stripe	1693	8	.615	16 7/8
74	★C5AZ 5310-AB r/b D2OZ 5310-K(1M)	2 Green or 2 Violet stripes	2130	9 1/4	.704	16 1/2
75	★C5AZ 5310-AM r/b C6AZ 5310-G(97)	1 Gold or 2 Orange stripes	2290	10	.692	17 5/8
76	C9OZ 5310-E	1 Violet and 1 Pink stripe	1766	9 1/2	.630	16 5/8
77	★C5AZ 5310-AN r/b C6AZ 5310-G(97)	2 Brown stripes or 1 Violet stripe	2380	10	.692	18
78	C9AZ 5310-A	2 Green and 1 Gray stripe	2200	8 3/4	.768	15 5/16
79	★C5AZ 5310-AR r/b D2OZ 5310-L(1T)	1 Blue stripe	2460	9 1/4	.730	16 1/2
80	★C5MY 5310-A Not replaced	1 Silver stripe	2200	9 3/4	.675	18 1/4

• Recommended to be serviced in pairs only

COPYRIGHT © 1975 — FORD MOTOR COMPANY — DEARBORN, MICHIGAN

HALPERT_AUCTIONS

5310 FRONT SPRING IDENTIFICATION and CROSS REFERENCE CHART - continued

Refer to appropriate section to obtain code.

FRT. SPRING CODE NO.	• PART NUMBER	COLOR IDENTIFICATION	NORMAL LOAD (POUNDS)	NUMBER OF COILS	WIRE DIAM. (INCHES)	FREE LENGTH (INCHES)
81	C9AZ 5310-B	2 Green and 1 Yellow stripe	2380	8 3/4	.768	15 9/16
82	★C5ZZ 5310-A r/b C5ZZ 5310-B(84)	1 Pink stripe	1279	8 1/2	.570	15 1/8
83	C8LY 5310-A	1 Orange and 1 Green stripe	2487	10 7/16	.687	19 1/16
84	C5ZZ 5310-B	1 Green stripe	1344	8 1/2	.570	15 3/8
85	C9OZ 5310-F	1 Green and 1 Yellow stripe	1832	8 1/2	.630	16 5/8
86	C5ZZ 5310-C	1 Gray stripe	1490	8 1/2	.585	15 1/2
87	C9OZ 5310-G	1 Yellow and 1 Gray stripe	1900	8 1/4	.644	16 1/2
88	★C5ZZ 5310-D r/b C5ZZ 5310-C(86)	1 Violet stripe	1413	8 1/2	.585	15 1/4
89	C5ZZ 5310-E	1 Brown stripe	1491	8	.600	14 1/8
90	★C5ZZ 5310-F r/b C5ZZ 5310-E(89)	1 Red stripe	1413	8	.600	13 7/8
91	C6AZ 5310-A	1 Green and 1 Yellow stripe	1800	10 1/2	.628	18 7/8
92	C6AZ 5310-B	1 Red and 1 Yellow stripe	1875	10 1/2	.628	19 1/8
93	C6AZ 5310-C	1 Violet and 1 Yellow stripe	1950	10 1/4	.648	18 5/8
94	C6AZ 5310-D	1 Green and 1 Red stripe	2030	10 1/4	.648	18 7/8
95	★C6AZ 5310-E r/b D2AZ 5310-A(8A)	1 Red and 1 Violet stripe	2116	10 1/4	.666	18 3/8
96	★C6AZ 5310-F r/b C6AZ 5310-E(95)	1 Orange, and 1 Yellow stripe	2200	10 1/4	.666	18 5/8
97	C6AZ 5310-G	1 Brown and 1 Yellow stripe	2290	10 1/4	.683	18 1/4
98	C6AZ 5310-H	1 Gold and 1 Yellow stripe	2380	10 1/4	.683	18 5/8
99	C6AZ 5310-J	1 Brown and 1 Red stripe	1730	10 1/2	.628	18 1/2
1A	C6AZ 5310-K	1 Gold and 1 Green stripe	1760	10	.657	17 1/2
1B	C6AZ 5310-L	1 Gold and 1 Red stripe	1845	10	.657	17 3/4
1C	C6AZ 5310-M	1 Gold and 1 Violet stripe	1935	10	.680	17 1/4
1D	C6AZ 5310-N	1 Gold and 1 Orange stripe	2030	10	.680	17 5/8
1E	C6AZ 5310-R	1 Brown and 1 Gold stripe	2130	10	.699	17 1/4
1F	C6AZ 5310-S	1 Gold and 1 Pink stripe	2276	9 7/8	.699	17 1/2
1G	C6AZ 5310-T	1 Gold and 1 Gray stripe	2345	9 7/8	.717	17 3/8
1H	C6AZ 5310-U	1 Orange and 1 Red stripe	2505	9 7/8	.717	17 5/8
1J	C6AZ 5310-V	1 Brown and 1 Pink stripe	1650	10 1/2	.628	18 1/4
1K	D2AZ 5310-C	1 Violet and 2 Red stripes	2776	9	.775	16 1/8
1L	★C6DZ 5310-A r/b C6DZ 5310-C(1N)	1 Gray daub or 1 Blue and 1 Lavender stripe or 2 Yellow stripes	1240	9 3/4	.585	16 1/4
1M	D2OZ 5310-K	1 Green, 1 Gray & 1 Yellow stripe	2509	9 1/8	.728	16 3/8
1N	C6DZ 5310-C	2 Brown stripes	1325	9 3/4	.585	16 3/4
1P	★C6DZ 5310-D r/b C6OZ 5310-C(1Z)	2 Pink stripes	1410	9 3/4	.585	17 1/8
1Q	C7ZZ 5310-AR	1 Gold and 1 Gray stripe	1850	8 3/4	.650	15 1/8
1R	C5MY 5310-D	1 Red stripe	2475	10	.692	18 1/4
1S	C9OZ 5310-H	3 Yellow stripes	1968	8 1/4	.644	16 3/4
1T	D2CZ 5310-L	1 Green, 1 Gray and 1 Pink stripe	2419	9 5/16	.734	16 5/8
1U	★C6OZ 5310-A r/b C6DZ 5310-C(1N)	1 Violet daub or 1 Blue and 1 Yellow stripe or 2 Gray stripes	1344	9 3/4	.575	17 3/8
1V						
1W	★C6OZ 5310-B r/b C6OZ 5310-C(1Z)	1 Lavender daub or 1 Blue and 1 Red stripe	1415	9 3/4	.575	17 3/4
1X	C9OZ 5310-J	1 Gold, 1 Pink and 1 Brown stripe	1776	8 15/16	.685	14 13/16
1Y	C9OZ 5310-K	1 Gold, 1 Pink and 1 Violet stripe	1884	8 15/16	.685	15 1/16
1Z	C6OZ 5310-C	1 Green daub or 1 Blue and 1 Pink stripe	1490	9 3/4	.585	17 3/8

• Recommended to be serviced in pairs only

HALPERT_AUCTIONS

5310 FRONT SPRING IDENTIFICATION and CROSS REFERENCE CHART - continued

Refer to appropriate section to obtain code.

FRT. SPRING CODE NO.	•PART NUMBER	COLOR IDENTIFICATION	NORMAL LOAD (POUNDS)	NUMBER OF COILS	WIRE DIAM. (INCHES)	FREE LENGTH (INCHES)
2A						
2B	★C6OZ 5310-D r/b C6OZ 5310-C(1N)	1 Red daub or 1 Blue and 1 Gold stripe	1570	9 3/4	.585	17 7/8
2C						
2D						
2E	★C6OZ 5310-E r/b C6OZ 5310-AC(3H)	1 Yellow daub or 1 Blue and 1 Tan stripe	1655	9 3/4	.610	17 1/4
2F						
2G						
2H	★C6OZ 5310-F r/b C8OZ 5310-K(5P)	1 Blue daub or 1 Blue and 1 Silver stripe	1740	9 3/4	.610	17 5/8
2J						
2K						
2L	★C6OZ 5310-G r/b C8OZ 5310-K(5P)	1 Orange daub or 1 Blue and 1 Brown stripe	1835	9 3/4	.625	17 3/8
2M						
2N						
2P	★C6OZ 5310-H r/b C8OZ 5310-K(5P)	1 Brown daub	1930	9 3/4	.625	17 3/4
2R						
2S	C6OZ 5310-J	1 Gold daub	1400	8 3/4	.600	16
2T						
2U	★C6OZ 5310-K r/b C6OZ 5310-AC(3H)	1 Pink daub	1490	9 3/4	.610	16 1/2
2V						
2W	★C6OZ 5310-L r/b C6OZ 5310-M(2Y)	1 or 2 Gold stripes	1970	9 3/4	.650	16 3/4
2X						
2Y	C6OZ 5310-M	1 or 2 Lavender stripes	1865	9 3/4	.650	16 3/8
2Z						
3A	★C6OZ 5310-N r/b C6OZ 5310-AC(3H)	1 or 2 Orange stripes	1660	9 3/4	.635	16 1/4
3B						
3C	★C6OZ 5310-P r/b C8OZ 5310-K(5P)	1 or 2 Green stripes	1760	9 3/4	.635	16 5/8
3E	★C6OZ 5310-R r/b C6OZ 5310-J(2S)	1 or 2 Red stripes	1310	8 3/4	.600	15 3/4
3F						
3G	★C6OZ 5310-AB r/b C6DZ 5310-C(1N)	1 Gray daub	1265	9 3/4	.575	17
3H	C6OZ 5310-AC	1 Tan daub	1580	9 3/4	.610	16 7/8
3J	★C6OZ 5310-AD r/b C6OZ 5310-M(2Y)	1 Gold and 1 Green stripe	1735	8 3/4	.660	15 3/8
3K	C6OZ 5310-AE	1 Green and 1 Orange stripe	1850	8 3/4	.660	15 5/8
3L	★C6OZ 5310-AF r/b C6OZ 5310-M(2Y)	1 Brown and 1 Green stripe	1965	8 3/4	.660	16
3M	C6SZ 5310-A	1 Yellow stripe	2410	10 3/4	.700	20 1/4
3N	★C6SZ 5310-B r/b C6SZ 5310-A(3M)	1 Red stripe	2310	10 3/4	.700	20 5/8
3P	★C6SZ 5310-C r/b C6SZ 5310-A(3M)	1 Blue stripe	2510	10 3/4	.700	20

• Recommended to be serviced in pairs only

COPYRIGHT © 1975 — FORD MOTOR COMPANY — DEARBORN, MICHIGAN

5310 FRONT SPRING IDENTIFICATION and CROSS REFERENCE CHART - continued

Refer to appropriate section to obtain code.

FRT. SPRING CODE NO.	• PART NUMBER	COLOR IDENTIFICATION	NORMAL LOAD (POUNDS)	NUMBER OF COILS	WIRE DIAM. (INCHES)	FREE LENGTH (INCHES)
3R	C6TZ 5310-B	1 Red stripe	739	8 3/4	.527	16 7/8
3S	C6TZ 5310-D	1 Green stripe	1000	10 3/4	.620	16 3/4
3T						
3U						
3V	C6TZ 5310-E	1 Blue stripe	816	9 3/4	.565	16 3/4
3W	C7AZ 5310-D	1 Pink and 2 Green stripes	1690	8 3/4	.717	15 1/4
3X	C7AZ 5310-E	1 Orange and 2 Green stripes	1800	8 3/4	.717	15 3/8
3Y	C7AZ 5310-F	1 Gold and 2 Green stripes	1920	8 3/4	.740	15 1/8
3Z	C7AZ 5310-G	1 Brown and 2 Green stripes	2040	8 3/4	.740	15 3/8
4A	★C7AZ 5310-H r/b C9AZ 5310-A(78)	1 Gray and 1 Green stripe	2130	8 1/2	.760	15 1/8
4B	C7SZ 5310-A	1 Brown and 1 Orange stripe	2460	10 1/4	.683	18 3/4
4C	C7ZZ 5310-BB	1 Gray and 1 Yellow stripe	1900	9	.635	16
4D	C7ZZ 5310-A	1 Pink and 1 Violet stripe	1790	9 1/2	.610	16 7/8
4E	C7ZZ 5310-B	1 Tan and 1 Violet stripe	1650	9	.600	16 3/8
4F	C7ZZ 5310-C	1 Orange and 1 Violet stripe	1580	9	.600	16 1/8
4G	C7ZZ 5310-F	1 Green stripe	1342	9 1/4	.575	16 1/8
4H	★C7ZZ 5310-Y r/b C7ZZ 5310-Z(4J)	1 Orange and 1 Red stripe	1400	8 3/4	.585	15 3/4
4J	C7ZZ 5310-Z	1 Gold and 1 Red stripe	1460	8 3/4	.585	16
4K	C7ZZ 5310-AA	1 Gold and 1 Orange stripe	1580	8	.635	14 3/8
4L	C7ZZ 5310-AB	1 Gold and 1 Tan stripe	1670	8 3/4	.650	14 5/8
4M	C7ZZ 5310-AC	1 Gold and 1 Pink stripe	1760	8 3/4	.650	14 7/8
4N	C7ZZ 5310-AD	1 Green and 1 Yellow stripe	1820	9	.635	15 3/4
4P	★C7ZZ 5310-AE r/b C7ZZ 5310-AD(4N)	1 Gold and 1 Yellow stripe	1740	9	.635	15 1/2
4R	C7ZZ 5310-AF	1 Tan and 1 Yellow stripe	1660	8 3/4	.625	15 1/4
4S	C7ZZ 5310-AG	1 Orange and 1 Yellow stripe	1580	8 3/4	.625	15
4T	★C7ZZ 5310-AH r/b C7ZZ 5310-F(4G)	1 Pink stripe	1286	9 1/4	.575	15 7/8
4U	C7ZZ 5310-AK	1 Gold and 1 Violet stripe	1720	9 1/2	.610	16 5/8
4V	C7ZZ 5310-AN	1 Red and 1 Yellow stripe	1520	9 1/2	.600	16 1/4
4W	★C7ZZ 5310-AP r/b C7ZZ 5310-Z(4J)	1 Brown and 1 Gray stripe	1398	9 1/4	.575	16 3/8
4X	C7ZZ 5310-AZ	1 Violet and 1 Yellow stripe	1500	8 3/4	.625	14 3/4
4Y	C7ZZ 5310-BA	1 Gray and 1 Violet stripe	1860	9 1/2	.610	17 1/8
4Z	C8MY 5310-A	1 Pink and 1 Red stripe	2116	10 9/16	.652	19 1/4
5A	C8MY 5310-B	1 Pink and 1 Yellow stripe	2200	10 9/16	.652	19 9/16
5B	C8OZ 5310-A	1 Brown and 1 Pink stripe	1292	9 1/2	.585	16 3/8
5C	★C8OZ 5310-AA r/b C8OZ 5310-AB(5D)	1 Green and 2 Yellow stripes	1944	9 3/4	.660	16 3/8
5D	C8OZ 5310-AB	1 Gray and 2 Yellow stripes	2030	9 3/4	.660	16 5/8
5E	C8OZ 5310-AC	1 Brown and 2 Yellow stripes	2120	9 3/4	.660	17
5F	C8OZ 5310-B	1 Brown and 1 Green stripe	1348	9 1/2	.585	16 5/8
5G	C8OZ 5310-C	1 Brown and 1 Gray stripe	1404	9 1/2	.585	16 7/8
5H	C8OZ 5310-D	2 Brown stripes	1460	9 1/2	.585	17 1/8
5J	C8OZ 5310-E	2 Red stripes	1520	10	.600	17 1/8
5K	C8OZ 5310-F	2 Orange stripes	1580	10	.600	17 3/8
5L	C8OZ 5310-G	2 Violet stripes	1640	10	.600	17 5/8
5M	C8OZ 5310-H	1 Gold and 1 Violet stripe	1702	9 3/4	.610	17 3/8
5N	C8OZ 5310-J	1 Pink and 1 Violet stripe	1766	9 3/4	.610	17 1/2
5P	C8OZ 5310-K	1 Green and 1 Yellow stripe	1832	9 3/4	.625	17 3/8
5R	C8OZ 5310-L	1 Gray and 1 Yellow stripe	1900	9 3/4	.625	17 1/2
5S	C8OZ 5310-M	3 Yellow stripes	1968	9 3/4	.625	17 7/8
5T	★C8OZ 5310-N r/b C8OZ 5310-R(5U)	3 Gray stripes	1344	8 3/4	.610	15 3/8
5U	C8OZ 5310-R	3 Pink stripes	1414	8 3/4	.610	15 5/8

• Recommended to be serviced in pairs only

HALPERT_AUCTIONS

5310 FRONT SPRING IDENTIFICATION and CROSS REFERENCE CHART - continued

Refer to appropriate section to obtain code.

FRT. SPRING CODE NO.	•PART NUMBER	COLOR IDENTIFICATION	NORMAL LOAD (POUNDS)	NUMBER OF COILS	WIRE DIAM. (INCHES)	FREE LENGTH (INCHES)
5V	★C8OZ 5310-S r/b C8OZ 5310-R(5U)	3 Green stripes	1484	8 3/4	.610	15 7/8
5W	★C8OZ 5310-T r/b C8OZ 5310-U(5X)	3 Gold stripes	1556	9	.625	15 7/8
5X	C8OZ 5310-U	1 Orange and 2 Violet stripes	1630	9	.625	16 1/8
5Y	C8OZ 5310-V	1 Tan and 2 Violet stripes	1704	9	.625	16 3/8
5Z	C8OZ 5310-Y	1 Gold and 2 Violet stripes	1781	9 3/4	.645	16 3/8
6A	C8OZ 5310-Z	1 Pink and 2 Violet stripes	1861	9 3/4	.645	16 5/8
6B	C8SZ 5310-A	1 Green and 1 Pink stripe	2242	10 1/2	.670	19
6C	★C8SZ 5310-B r/b D4AZ 5310-M	1 Pink and 1 Violet stripe	2380	10 1/2	.670	19 3/8
6D	C8ZZ 5310-A	1 Gray and 1 Gold stripe	1850	8 3/4	.650	15 1/8
6E	C8OZ 5310-AD	1 Blue, 1 Gold and 1 Orange stripe	2080	9 1/4	.665	16 3/8
6F	C7SZ 5310-B	2 Blue and 1 Gold stripe	2275	10	.717	17 1/8
6G	C8TZ 5310-A	3 Yellow stripes	850	8 3/4	.582	16 3/8
6H	C8TZ 5310-B	3 Red stripes	750	8 3/4	.565	16 3/8
6J	C8TZ 5310-C	3 Blue stripes	800	8 3/4	.577	16 3/8
6K	★C9SZ 5310-A r/b C6AZ 5310-R(1E)	1 Red and 2 Blue stripes	2030	9 7/8	.699	17 1/16
6L	C9ZZ 5310-B					
6M	D0DZ 5310-A	2 Pink and 1 Green stripe	1302	8 3/4	.569	15 3/8
6N	D0DZ 5310-B	3 Pink stripes	1358	8 3/4	.569	15 5/8
6P	D0DZ 5310-C	3 Orange stripes	1414	8 3/4	.569	15 7/8
6R	D0DZ 5310-D	2 Pink and 1 Red stripe	1582	9 1/8	.577	16 5/8
6S	D0DZ 5310-E	2 Orange and 1 Tan stripe	1470	9 1/8	.577	16 1/8
6T	D0DZ 5310-F	2 Pink and 1 Gray stripe	1526	9 1/8	.577	16 3/8
6U	D0OZ 5310-A	2 Gold and 1 Red stripe	1900	8 7/16	.704	14 7/16
6V	D0OZ 5310-B	2 Gold and 1 Green stripe	2024	8 7/16	.704	14 11/16
6W	D0OZ 5310-C	2 Gold and 1 Orange stripe	1652	8 3/16	.696	14 3/16
6X	C9OZ 5310-L	2 Gold and 1 Violet stripe	1776	8 3/16	.696	14 3/16
6Y	★D0ZZ 5310-A r/b C7ZZ 5310-AA(4K)	2 Gold and 1 Violet stripe	1490	8 1/8	.629	14 5/16
6Z	D0DZ 5310-G	2 Blue and 1 Brown stripe	1415	8 9/16	.602	14 9/16
7A	D0DZ 5310-H	2 Blue and 1 Gray stripe	1485	8 9/16	.602	14 13/16
7B	D0DZ 5310-J	1 Blue and 2 Orange stripes	1555	8 9/16	.602	15 1/16
7C	D0DZ 5310-M	1 Blue and 1 Green stripe	1345	8 3/16	.593	14 5/16
7D	D0DZ 5310-N	1 Blue and 1 Gray stripe	1280	8 3/16	.593	14 1/16
7E	C8ZZ 5310-C	2 Blue and 1 Tan stripe	1940	8 11/16	.650	15 3/8
7F	D1FZ 5310-D	1 Orange or 1 Pink & 1 Yellow or 2 Green Stripes	1135	7	.530	10 13/16
7G	D1FZ 5310-E	1 Red or 1 Pink or 1 Yellow stripe	1060	6 7/8	.519	10 13/16
7H	D1FZ 5310-F	1 Green or 1 Pink & 2 Green stripes or 1 Red & 1 Green stripe	1285	7 1/8	.547	11
7J	★D1ZZ 5310-B r/b C8ZZ 5310-C(7E)	3 Red stripes	1830	8 7/16	.657	14 5/8
7K	D1ZZ 5310-C	3 Green stripes	1930	8 5/8	.661	14 7/8
7L	D1ZZ 5310-D	3 Gray stripes	2030	8 3/4	.664	15 1/8
7M	C7ZZ 5310-AS	2 Blue and 1 Gold stripe	1740	9 1/4	.622	16
7N	D1ZZ 5310-E	2 Pink and 1 Blue or 3 Blue stripes	1950	9 1/2	.628	16 3/4
7P	D1DZ 5310-A	1 Blue and 2 Red stripes	1625			

• Recommended to be serviced in pairs only

COPYRIGHT © 1975 — FORD MOTOR COMPANY — DEARBORN, MICHIGAN

FINAL ISSUE

5310 FRONT SPRING IDENTIFICATION and CROSS REFERENCE CHART - continued

Refer to appropriate section to obtain code.

FRT. SPRING CODE NO.	• PART NUMBER	COLOR IDENTIFICATION	NORMAL LOAD (POUNDS)	NUMBER OF COILS	WIRE DIAM. (INCHES)	FREE LENGTH (INCHES)
7R	D2OZ 5310-A	1 Orange and 2 Red stripes	1693	10 1/8	.615	18 15/16
7S	D2OZ 5310-B	1 Gray and 2 Red stripes	1908	10 1/8	.637	18 15/16
7T	D2OZ 5310-G	1 Green, 1 Gray & 1 Tan stripe	2089	9 1/8	.728	15 15/16
7U	D2SZ 5310-B	1Green and 2 Yellow stripes	2500	10 1/2	.702	18 3/16
7V	D2SZ 5310-D	1 Tan 1 Red & 1 Yellow stripe	2386	9 7/8	.699	17 7/8
7W	D2OZ 5310-C	1 Violet and 2 Red stripes	1623	10 1/8	.615	18 5/8
7X	D2OZ 5310-H	1 Green & 2 Brown stripes	2199	9 1/8	.728	16 1/8
7Y	D2OZ 5310-F	1 Maroon & 2 Green stripes	1979	8 3/4	.717	15 11/16
7Z	★ D2FZ 5310-A r/b D1FZ 5310-F(7H)	1 Red & 1 Orange stripe	1190	7 1/8	.547	10 11/16
8A	D2AZ 5310-A	1 Yellow, 1 Pink & 1 Orange stripe	2152	10	.670	18 13/16
8B	★D2AZ 5310-B r/b D4AZ 5310-M	1 Violet, 1 Pink & 1 Orange stripe	2327	10 1/4	.683	18 3/4
8C	D2FZ 5310-B	1 Tan stripe	1135	7 1/16	.519	11 1/16
8D	★D2FZ 5310-C r/b D1FZ 5310-E(7G)	1 Gray stripe	1075	7 1/16	.509	11 3/16
8E	D2MY 5310-A	1 Red & 2 Green stripes	2596	8 13/16	.768	15 7/8

YEAR	MODEL	DESCRIPTION	QTY.	PART NUMBER
	5A313 WEDGE - REAR AXLE ADJUSTING			
71/	F	1°	2	D1ZZ 5A313-A
	F	1 1/2°	2	D1ZZ 5A313-B
	F	2°	2	D1ZZ 5A313-C
71	L	2° - use with D2FZ 4010-B housing	2	D2FZ 5A313-A
65/66	S	1°	AR	C2SZ 5A313-A
	S	0°-30'	AR	C2SZ 5A313-B
	S	1°-30'	AR	C2SZ 5A313-C
	5A322 BOLT - SPRING SEAT MOUNTING			
65/67	S	3/8"-16 special	4	C1SZ 5A322-A
65/67	S	Fitting (lubrication)	4	374281-S8(II-207)
	5334 LINER - REAR SPRING CLAMP			
65/67	S	1 3/4" x 2 5/8"-Rubber	2	C1SS 5334-A
	5355 SHIM - FRONT SPRING			
65	B (with A/C)	Not replaced	2	★C2OZ 5355-A
65	F	Upper suspension arm-see front spring chart	2	C6OZ 5355-A
65/67	S	Use with air conditioning	2	C1SS 5355-A
65/67	S	Without A/C	2	C3SZ 5355-A
65/67	X (with A/C)		2or4	C1DZ 5355-A
		Spring nut (shim to pocket)-3/16"	4	45052-S7(M119)

• Recommended to be serviced in pairs only

HALPERT_AUCTIONS

5310 SPRING (FRONT COIL) 1965 FRONT SPRING APPLICATION CHART

YEAR	MODEL	ENGINE CYL.	ENGINE C.I.D.	LOAD (LBS.)	TRANSMISSION 3/S	4/S	O/D	F/M/2	C4	C/M	STRG. MANUAL	STRG. POWER	A/C	MARKINGS	QTY.	PART ● NUMBER
					"A" (FORD) -- BEFORE 11/23/64											
65	A(54A) ♦	6	240	1760	x				x		M		N	2 Blue	2	★C5AZ 5310-T
																Not replaced
65	A(54A) ♦	6	240	2030	x		x		x			P	N	2 Orange	2	★C5AZ 5310-Y
65	A(54A) ♦	6	240				x				M		N		2	Not replaced
65	A(54A) ♦	6	240	2130	x		x		x		M		A	2 Brown	2	★C5AZ 5310-Z
65	A(54A) ♦	6	240		x				x			P	A		2	Not replaced
65	A(54A) ♦	6	240	2235			x					P	A	2 Silver	2	C5AZ 5310-AA
65	A(54A)	8	289	1800	x				x		M		N	1 Yellow	2	★ C5AZ 5310-C
																r/b C6AZ 5310-C
65	A(54A)	8	289	1875	x		x		x			P	N	1 Pink	2	★C5AZ 5310-D
65	A(54A)	8	289				x				M		N		2	r/b C6AZ 5310-C
65	A(54A)	8	289	1950	x		x		x		M		A	1 Orange	2	★C5AZ 5310-E
65	A(54A)	8	289		x							P	A		2	r/b C6AZ 5310-C
65	A(54A)	8	289	2030			x		x			P	A	1 Brown	2	★C5AZ 5310-F
																r/b C6AZ 5310-C
65	A(54A)-H/D	8	289	1845	x		x		x		M		N	2 Green	2	★C5AZ 5310-Y
65	A(54A)-H/D	8	289		x				x			P	N		2	Not replaced
65	A(54A)-H/D	8	289	1935	x				x		M		A	2 Silver	2	★C5AZ 5310-Z
65	A(54A)-H/D	8	289				x					P	N		2	Not replaced
65	A(54A)-H/D	8	289	2030	x		x		x			P	A	2 Gold	2	C5AZ 5310-AA
65	A(54A)-H/D	8	289				x				M		A		2	
65	A(54A)	8	352	1950	x						M		N	1 Orange	2	★C5AZ 5310-E
																r/b C6AZ 5310-C
65	A(54A)	8	352	2030			x		x		M		N	1 Brown	2	★C5AZ 5310-F
65	A(54A)	8	352		x		x		x			P	N		2	r/b C6AZ 5310-C
65	A(54A)	8	352	2116	x		x		x		M		A	1 Green	2	★C5AZ 5310-G
65	A(54A)	8	352		x							P	A		2	r/b D2AZ 5310-A
65	A(54A)	8	352	2200			x		x			P	A	1 Silver	2	★C5MY 5310-A
																Not replaced
65	A(54A)-H/D	8	352	2030	x		x		x		M		N	2 Gold	2	C5AZ 5310-AA
65	A(54A)-H/D	8	352		x				x			P	N		2	
65	A(54A)-H/D	8	352	2130			x					P	N	2 Violet	2	★C5AZ 5310-AB
65	A(54A)-H/D	8	352		x		x		x		M		A		2	r/b D2OZ 5310-K
65	A(54A)-H/D	8	352		x							P	A		2	
65	A(54A)-H/D	8	352	2235			x		x			P	A	2 Pink	2	★C5AZ 5310-U
																r/b D2OZ 5310-K
65	A(54A)	8	390	1950	x						M		N	1 Orange	2	★C5AZ 5310-E
																r/b C6AZ 5310-C
65	A(54A)	8	390	2030		x	x			x	M		N	1 Brown	2	★C5AZ 5310-F
65	A(54A)	8	390		x	x				x		P	N		2	r/b C6AZ 5310-C
65	A(54A)	8	390	2116	x	x				x	M		A	1 Green	2	★C5AZ 5310-G
65	A(54A)	8	390				x					P	N		2	r/b C6AZ 5310-E
65	A(54A)	8	390	2200	x	x	x			x		P	A	1 Silver	2	★C5MY 5310-A
																Not replaced
65	A(54A)	8	390	2200			x				M		A	1 Silver	2	★C5MY 5310-A
																Not replaced
65	A(54A)-H/D	8	390	2030	x	x	x			x	M		N	2 Gold	2	C5AZ 5310-AA
65	A(54A)-H/D	8	390		x	x				x		P	N		2	
65	A(54A)-H/D	8	390	2130			x					P	N	2 Violet	2	★C5AZ 5310-AB
65	A(54A)-H/D	8	390		x	x	x			x	M		A		2	r/b D2OZ 5310-K
65	A(54A)-H/D	8	390		x							P	A		2	
65	A(54A)-H/D	8	390	2235		x	x			x		P	A	2 Pink	2	★C5AZ 5310-U
																r/b D2OZ 5310-K
65	A(54A)-H/D	8	427	2130		x					M		N	2 Violet	2	★C5AZ 5310-AB
																r/b D2OZ 5310-K
65	A(54B, E) ♦	6	240	1760	x		x		x		M		N	2 Blue	2	★C5AZ 5310-T
65	A(54B, E) ♦	6	240		x							P	N		2	Not replaced

♦ Used with or without Stabilizer ● Recommended to be serviced in pairs only

A - Air Conditioning M - Manual Steering N - Less Air Conditioning P - Power Steering

May, 1975

COPYRIGHT © 1975 — FORD MOTOR COMPANY — DEARBORN, MICHIGAN

FINAL ISSUE

5310 - continued — 1965 FRONT SPRING APPLICATION CHART

YEAR	MODEL	ENGINE CYL.	ENGINE C.I.D.	LOAD (LBS.)	TRANSMISSION 3/S	4/S	O/D	F/M/2	C4	C/M	STRG. MANUAL	STRG. POWER	A/C	MARKINGS	QTY.	PART • NUMBER
					"A" (FORD) -- BEFORE 11/23/64											
65	A(54B, E) ♦	6	240	1845			x		x			P	N	2 Green	2	★C5AZ 5310-Y
65	A(54B, E) ♦	6	240		x						M		A		2	Not replaced
65	A(54B, E) ♦	6	240	1935			x		x		M		A	2 Silver	2	★C5AZ 5310-Z
65	A(54B, E) ♦	6	240		x				x			P	A		2	Not replaced
65	A(54B, E) ♦	6	240	2030			x					P	A	2 Gold	2	C5AZ 5310-AA
65	A(54B, E)	8	289	1800	x		x		x		M		N	1 Yellow	2	★C5AZ 5310-C
65	A(54E)	8	289		x							P	N		2	r/b C6AZ 5310-C
65	A(54B, E)	8	289	1875			x		x			P	N	1 Pink	2	★C5AZ 5310-D
65	A(54B)	8	289		x							P	N		2	r/b C6AZ 5310-C
65	A(54B, E)	8	289	1950	x		x		x		M		A	1 Orange	2	★C5AZ 5310-E
65	A(54B, E)	8	289		x							P	A		2	r/b C6AZ 5310-C
65	A(54E)	8	289						x			P	A		2	
65	A(54B, E)	8	289	2030			x					P	A	1 Brown	2	★C5AZ 5310-F
65	A(54B)	8	289						x			P	A		2	r/b C6AZ 5310-C
65	A(54B, E)-H/D	8	289	1760	x						M		N	2 Blue	2	★C5AZ 5310-T
																Not replaced
65	A(54B, E)-H/D	8	289	1845			x		x		M		N	2 Green	2	★C5AZ 5310-Y
65	A(54B, E)-H/D	8	289		x				x			P	N		2	Not replaced
65	A(54B, E)-H/D	8	289	1935			x					P	N	2 Silver	2	★C5AZ 5310-Z
65	A(54B, E)-H/D	8	289		x				x		M		A		2	Not replaced
65	A(54E)-H/D	8	289				x				M		A		2	
65	A(54B)-H/D	8	289	2030			x				M		A	2 Gold	2	C5AZ 5310-AA
65	A(54B, E)-H/D	8	289		x		x		x			P	A		2	
65	A(54B, E)	8	352	1950	x				x		M		N	1 Orange	2	★C5AZ 5310-E
																r/b C6AZ 5310-C
65	A(54B, E)	8	352	2030			x				M		N	1 Brown	2	★C5AZ 5310-F
65	A(54B, E)	8	352		x		x		x			P	N		2	r/b C6AZ 5310-C
65	A(54B, E)	8	352	2116	x		x		x		M		A	1 Green	2	★C5AZ 5310-G
65	A(54B, E)	8	352		x							P	A		2	r/b D2AZ 5310-A
65	A(54E)	8	352						x			P	A		2	
65	A(54B)	8	352	2200					x			P	A	1 Silver	2	★C5MY 5310-A
																Not replaced
65	A(54B, E)-H/D	8	352	1935	x						M		N	2 Silver	2	★C5AZ 5310-Z
																Not replaced
65	A(54B, E)-H/D	8	352	2030			x		x		M		N	2 Gold	2	C5AZ 5310-AA
65	A(54B, E)-H/D	8	352		x		x		x			P	N		2	
65	A(54B, E)-H/D	8	352	2130	x		x		x		M		A	2 Violet	2	★C5AZ 5310-AB
65	A(54B, E)-H/D	8	352		x				x			P	A		2	r/b D2OZ 5310-K
65	A(54B, E)-H/D	8	352	2235			x					P	A	2 Pink	2	★C5AZ 5310-U
																r/b D2OZ 5310-K
65	A(54B, E)	8	390	1950	x	x				x	M		N	1 Orange	2	★C5AZ 5310-E
																r/b C6AZ 5310-C
65	A(54B, E)	8	390	2030			x				M		N	1 Brown	2	★C5AZ 5310-F
65	A(54B, E)	8	390		x	x	x			x		P	N		2	r/b C6AZ 5310-C
65	A(54B, E)	8	390	2116	x	x	x			x	M		A	1 Green	2	★C5AZ 5310-G
65	A(54B, E)	8	390		x							P	A		2	r/b D2AZ 5310-A
65	A(54B, E)	8	390	2200		x	x			x		P	A	1 Silver	2	★C5MY 5310-A
																Not replaced
65	A(54B, E)-H/D	8	390	1935	x						M		N	2 Silver	2	C5AZ 5310-Z
65	A(54B, E)-H/D	8	390	2030		x	x			x	M		N	2 Gold	2	C5AZ 5310-AA
65	A(54B, E)-H/D	8	390		x	x	x			x		P	N		2	
65	A(54B, E)-H/D	8	390	2130	x	x	x			x	M		N	2 Violet	2	★C5AZ 5310-AB
65	A(54E)-H/D	8	390							x		P	A		2	r/b D2OZ 5310-K
65	A(54B, E)-H/D	8	390		x							P	A		2	
65	A(54B)-H/D	8	390	2235						x		P	A	2 Pink	2	★C5AZ 5310-U
65	A(54B, E)-H/D	8	390			x	x					P	A		2	r/b D2OZ 5310-K
65	A(54B, E)-H/D	8	427	2030		x					M		N	2 Gold	2	C5AZ 5310-AA
65	A(57B) ♦	6	240	1760	x				x		M		N	2 Blue	2	★C5AZ 5310-T
																Not replaced

♦ Used with or without Stabilizer • Recommended to be serviced in pairs only
A - Air Conditioning M - Manual Steering N - Less Air Conditioning P - Power Steering

HALPERT_AUCTIONS

5310 - continued

1965 FRONT SPRING APPLICATION CHART

YEAR	MODEL	ENGINE CYL.	ENGINE C.I.D.	LOAD (LBS.)	TRANSMISSION 3/S	4/S	O/D	F/M 2	C4	C/M	STRG. MANUAL	STRG. POWER	A/C	MARKINGS	QTY.	PART • NUMBER
					"A" (FORD) -- BEFORE 11/23/64											
65	A(57B) •	6	240	1845			x				M		N	2 Green	2	★C5AZ 5310-Y
65	A(57B) •	6	240		x		x		x			P	N		2	Not replaced
65	A(57B) •	6	240	1935	x		x		x		M		A	2 Silver	2	★C5AZ 5310-Z
65	A(57B) •	6	240		x							P	A		2	Not replaced
65	A(57B) •	6	240	2030			x		x			P	A	2 Gold	2	C5AZ 5310-AA
65	A(57B)	8	289	1800	x				x		M		N	1 Yellow	2	★C5AZ 5310-C r/b C6AZ 5310-C
65	A(57B)	8	289	1875			x				M		N	1 Pink	2	★C5AZ 5310-D
65	A(57B)	8	289		x		x		x			P	N		2	r/b C6AZ 5310-C
65	A(57B)	8	289	1950	x		x		x		M		A	1 Orange	2	★C5AZ 5310-E r/b C6AZ 5310-C
65	A(57B)	8	289	2030	x		x		x			P	A	1 Brown	2	★C5AZ 5310-F r/b C6AZ 5310-C
65	A(57B)-H/D	8	289	1845	x		x		x		M		N	2 Green	2	★C5AZ 5310-Y
65	A(57B)-H/D	8	289		x							P	N		2	Not replaced
65	A(57B)-H/D	8	289	1935			x		x			P	N	2 Silver	2	★C5AZ 5310-Z
65	A(57B)-H/D	8	289		x				x		M		A		2	Not replaced
65	A(57B)-H/D	8	289	2030			x				M		A	2 Gold	2	C5AZ 5310-AA
65	A(57B)-H/D	8	289		x		x		x			P	A		2	
65	A(57B)	8	352	1950	x						M		N	1 Orange	2	★C5AZ 5310-E r/b C6AZ 5310-C
65	A(57B)	8	352	2030			x		x		M		N	1 Brown	2	★C5AZ 5310-F
65	A(57B)	8	352		x				x			P	N		2	r/b C6AZ 5310-C
65	A(57B)	8	352	2116			x					P	N	1 Green	2	★C5AZ 5310-G
65	A(57B)	8	352		x				x		M		A		2	r/b D2AZ 5310-A
65	A(57B)	8	352	2200			x				M		A	1 Silver	2	★C5MY 5310-A
65	A(57B)	8	352		x		x		x			P	A		2	Not replaced
65	A(57B)-H/D	8	352	2030	x		x		x		M		N	2 Gold	2	C5AZ 5310-AA
65	A(57B)-H/D	8	352		x				x			P	N		2	
65	A(57B)-H/D	8	352	2130			x					P	N	2 Violet	2	★C5AZ 5310-AB
65	A(57B)-H/D	8	352		x		x		x		M		A		2	r/b D2OZ 5310-K
65	A(57B)-H/D	8	352	2235	x		x		x			P	A	2 Pink	2	★C5AZ 5310-U r/b D2OZ 5310-K
65	A(57B)	8	390	1950	x						M		N	1 Orange	2	★C5AZ 5310-E r/b C6AZ 5310-C
65	A(57B)	8	390	2030		x	x			x	M		N	1 Brown	2	★C5AZ 5310-F
65	A(57B)	8	390		x	x				x		P	N		2	r/b C6AZ 5310-C
65	A(57B)	8	390	2116			x					P	N	1 Green	2	★C5AZ 5310-G
65	A(57B)	8	390		x	x				x	M		A		2	r/b D2AZ 5310-A
65	A(57B)	8	390	2200			x				M		A	1 Silver	2	★C5MY 5310-A
65	A(57B)	8	390		x	x	x			x		P	A		2	Not replaced
65	A(57B)-H/D	8	390	2030	x	x	x			x	M		N	2 Gold	2	C5AZ 5310-AA
65	A(57B)-H/D	8	390		x					x		P	N		2	
65	A(57B)-H/D	8	390	2130		x	x					P	N	2 Violet	2	★C5AZ 5310-AB
65	A(57B)-H/D	8	390		x	x				x	M		A		2	r/b D2OZ 5310-K
65	A(57B)-H/D	8	390	2235			x				M		A	2 Pink	2	★C5AZ 5310-U
65	A(57B)-H/D	8	390		x	x	x			x		P	A		2	r/b D2OZ 5310-K
65	A(57B)-H/D	8	427	2130		x					M		N	2 Violet	2	★C5AZ 5310-AB r/b D2OZ 5310-K
65	A(57F)	8	289	1800					x		M		N	1 Yellow	2	★C5AZ 5310-C r/b C6AZ 5310-C
65	A(57F)	8	289	1875					x			P	N	1 Pink	2	★C5AZ 5310-D r/b C6AZ 5310-C
65	A(57F)	8	289	1950					x		M		A	1 Orange	2	★C5AZ 5310-E r/b C6AZ 5310-C
65	A(57F)	8	289	2030					x			P	A	1 Brown	2	★C5AZ 5310-F r/b C6AZ 5310-C

• Recommended to be serviced in pairs only

A - Air Conditioning M - Manual Steering N - Less Air Conditioning P - Power Steering

May, 1975

COPYRIGHT © 1975 — FORD MOTOR COMPANY — DEARBORN, MICHIGAN

FINAL ISSUE

5310 - continued 1965 FRONT SPRING APPLICATION CHART

YEAR	MODEL	ENGINE CYL.	ENGINE C.I.D.	LOAD (LBS.)	TRANSMISSION 3/S	TRANSMISSION 4/S	TRANSMISSION O/D	TRANSMISSION F/M/2	TRANSMISSION C4	TRANSMISSION C/M	STRG. MANUAL	STRG. POWER	A/C	MARKINGS	QTY.	PART • NUMBER
									"A" (FORD) -- BEFORE 11/23/64							
65	A(57F)-H/D	8	289	1845					x		M		N	2 Green	2	★C5AZ 5310-Y
																Not replaced
65	A(57F)-H/D	8	289	1935					x			P	N	2 Silver	2	★C5AZ 5310-Z
65	A(57F)-H/D	8	289						x		M		A		2	Not replaced
65	A(57F)-H/D	8	289	2030					x			P	A	2 Gold	2	C5AZ 5310-AA
65	A(57F)	8	352	2030					x		M	P	N	1 Brown	2	★C5AZ 5310-F
																r/b C6AZ 5310-C
65	A(57F)	8	352	2116					x		M		A	1 Green	2	★C5AZ 5310-G
																r/b D2AZ 5310-A
65	A(57F)	8	352	2290					x			P	A	2 Orange	2	★C5AZ 5310-AM
																r/b C6AZ 5310-G
65	A(57F)-H/D	8	352	2030					x		M	P	N	2 Gold	2	C5AZ 5310-AA
65	A(57F)-H/D	8	352	2130					x		M		A	2 Violet	2	★C5AZ 5310-AB
																r/b D2OZ 5310-K
65	A(57F)-H/D	8	352	2235					x			P	A	2 Pink	2	★C5AZ 5310-U
																r/b D2OZ 5310-K
65	A(57F)	8	390	2030						x	M	P	N	1 Brown	2	★C5AZ 5310-F
																r/b C6AZ 5310-C
65	A(57F)	8	390	2116						x	M		A	1 Green	2	★C5AZ 5310-G
																r/b D2AZ 5310-A
65	A(57F)	8	390	2200						x		P	A	1 Silver	2	★C5MY 5310-A
																Not replaced
65	A(57F)-H/D	8	390	2030						x	M	P	N	2 Gold	2	C5AZ 5310-AA
65	A(57F)-H/D	8	390			x					M		N		2	
65	A(57F)-H/D	8	390	2130		x				x	M		A	2 Violet	2	★C5AZ 5310-AB
65	A(57F)-H/D	8	390			x						P	N		2	r/b D2OZ 5310-K
65	A(57F)-H/D	8	390	2235		x				x		P	A	2 Pink	2	★C5AZ 5310-U
																r/b D2OZ 5310-K
65	A(57F)-H/D	8	427	2130		x					M		N	2 Violet	2	★C5AZ 5310-AB
																r/b D2OZ 5310-K
65	A(62B, E) ♦	6	240	1760	x		x		x		M		N	2 Blue	2	★C5AZ 5310-T
65	A(62B, E) ♦	6	240		x				x			P	N		2	Not replaced
65	A(62B, E) ♦	6	240	1845			x					P	N	2 Green	2	★C5AZ 5310-Y
65	A(62B, E) ♦	6	240		x				x		M		A		2	Not replaced
65	A(62B, E) ♦	6	240	1935			x				M		A	2 Silver	2	★C5AZ 5310-Z
65	A(62B, E) ♦	6	240		x		x		x			P	A		2	Not replaced
65	A(62E)	8	289	1730	x						M		N	1 Blue	2	★C5AZ 5310-B
																r/b C6AZ 5310-A
65	A(62B, E)	8	289	1800					x		M		N	1 Yellow	2	★C5AZ 5310-C
65	A(62B)	8	289		x		x				M		N		2	r/b C6AZ 5310-C
65	A(62E)	8	289						x			P	N		2	
65	A(62B, E)	8	289		x							P	N		2	
65	A(62B)	8	289	1875					x			P	N	1 Pink	2	★C5AZ 5310-D
65	A(62B, E)	8	289				x					P	N		2	r/b C6AZ 5310-C
65	A(62B, E)	8	289		x						M		A		2	
65	A(62B, E)	8	289	1950			x		x		M		A	1 Orange	2	★C5AZ 5310-E
65	A(62B, E)	8	289		x				x			P	A		2	r/b C6AZ 5310-C
65	A(62B, E)	8	289	2030			x					P	A	1 Brown	2	★C5AZ 5310-F
																r/b C6AZ 5310-C
65	A(62B, E)-H/D	8	289	1760	x				x		M		N	2 Blue	2	★C5AZ 5310-T
																Not replaced
65	A(62B, E)-H/D	8	289	1845			x				M		N	2 Green	2	★C5AZ 5310-Y
65	A(62B, E)-H/D	8	289		x		x		x			P	N		2	Not replaced
65	A(62B, E)-H/D	8	289	1935	x		x		x		M		A	2 Silver	2	C5AZ 5310-Z
65	A(62B, E)-H/D	8	289		x							P	A		2	
65	A(62B, E)-H/D	8	289	2030			x		x			P	A	2 Gold	2	C5AZ 5310-AA
65	A(62B, E)	8	352	1950	x		x		x		M		N	1 Orange	2	★C5AZ 5310-E
65	A(62B, E)	8	352		x							P	N		2	r/b C6AZ 5310-C
65	A(62B, E)	8	352	2030			x		x			P	N	1 Brown	2	★C5AZ 5310-F
65	A(62B)	8	352		x						M		A		2	r/b C6AZ 5310-C

♦ Used with or without Stabilizer • Recommended to be serviced in pairs only

A - Air Conditioning M - Manual Steering N - Less Air Conditioning P - Power Steering

HALPERT_AUCTIONS

5310 - continued — 1965 FRONT SPRING APPLICATION CHART

YEAR	MODEL	ENGINE CYL.	ENGINE C.I.D.	LOAD (LBS.)	TRANSMISSION 3/S	4/S	O/D	F'M 2	C4	C/M	STRG. MANUAL	STRG. POWER	A/C	MARKINGS	QTY.	PART ● NUMBER
					"A" (FORD) -- BEFORE 11/23/64											
65	A(62B, E)	8	352	2116			x		x		M		A	1 Green	2	★C5AZ 5310-G
65	A(62B)	8	352		x						M		A		2	r/b D2AZ 5310-A
65	A(62B, E)	8	352		x				x			P	A		2	
65	A(62B, E)-H/D	8	352	1935	x				x		M		N	2 Silver	2	★C5AZ 5310-Z
																Not replaced
65	A(62B, E)-H/D	8	352	2030			x				M		N	2 Gold	2	C5AZ 5310-AA
65	A(62B, E)-H/D	8	352		x		x		x			P	N		2	
65	A(62B, E)-H/D	8	352	2130	x		x		x		M		A	2 Violet	2	★C5AZ 5310-AB
65	A(62B, E)-H/D	8	352		x				x			P	A		2	r/b D2OZ 5310-K
65	A(62B, E)-H/D	8	352	2235			x					P	A	2 Pink	2	★C5AZ 5310-U
																r/b D2OZ 5310-K
65	A(62B, E)	8	390	1950	x	x				x	M		N	1 Orange	2	★C5AZ 5310-E
65	A(62E)	8	390				x				M		N		2	r/b C6AZ 5310-C
65	A(62E)	8	390		x							P	N		2	
65	A(62B)	8	390	2030			x				M		N	1 Brown	2	★C5AZ 5310-F
65	A(62B, E)	8	390			x	x			x		P	N		2	r/b C6AZ 5310-C
65	A(62B)	8	390		x							P	N		2	
65	A(62B, E)	8	390	2116	x	x	x			x	M		A	1 Green	2	★C5AZ 5310-G
65	A(62B, E)	8	390		x	x				x		P	A		2	r/b D2AZ 5310-A
65	A(62B, E)	8	390	2200			x					P	A	1 Silver	2	★C5MY 5310-A
																Not replaced
65	A(62B, E)-H/D	8	390	1935	x	x				x	M		N	2 Silver	2	★C5AZ 5310-Z
																Not replaced
65	A(62B, E)-H/D	8	390	2030			x				M		N	2 Gold	2	C5AZ 5310-AA
65	A(62B, E)-H/D	8	390		x	x	x			x		P	N		2	
65	A(62B, E)-H/D	8	390	2130	x	x	x			x	M		A	2 Violet	2	★C5AZ 5310-AB
65	A(62B, E)-H/D	8	390		x	x				x		P	A		2	r/b D2OZ 5310-K
65	A(62B, E)-H/D	8	390	2235			x					P	A	2 Pink	2	★C5AZ 5310-U
																r/b D2OZ 5310-K
65	A(62B, E)-H/D	8	427	2030		x					M		N	2 Gold	2	C5AZ 5310-AA
65	A(63B) ♦	6	240	1760	x				x		M		N	2 Blue	2	★C5AZ 5310-T
																Not replaced
65	A(63B) ♦	6	240	1845			x				M		N	2 Green	2	★C5AZ 5310-Y
65	A(63B) ♦	6	240		x		x		x			P	N		2	Not replaced
65	A(63B) ♦	6	240	1935	x		x		x		M		A	2 Silver	2	★C5AZ 5310-Z
65	A(63B) ♦	6	240		x				x			P	A		2	Not replaced
65	A(63B) ♦	6	240	2030			x					P	A	2 Gold	2	C5AZ 5310-AA
65	A(63B)	8	289	1800	x						M		N	1 Yellow	2	★C5AZ 5310-C
65	A(63B)	8	289		x		x					P	N		2	r/b C6AZ 5310-C
65	A(63B)	8	289	1875			x				M		N	1 Pink	2	★C5AZ 5310-D
																r/b C6AZ 5310-C
65	A(63B)	8	289	1950	x		x				M		A	1 Orange	2	★C5AZ 5310-E
																r/b C6AZ 5310-C
65	A(63B)	8	289	2030	x		x					P	A	1 Brown	2	★C5AZ 5310-F
																r/b C6AZ 5310-C
65	A(63B)-H/D	8	289	1845	x		x				M		N	2 Green	2	★C5AZ 5310-Y
65	A(63B)-H/D	8	289		x							P	N		2	Not replaced
65	A(63B)-H/D	8	289	1935			x					P	N	2 Silver	2	C5AZ 5310-Z
65	A(63B)-H/D	8	289		x						M		A		2	
65	A(63B)-H/D	8	289	2030			x				M		A	2 Gold	2	C5AZ 5310-AA
65	A(63B)-H/D	8	289		x		x					P	A		2	
65	A(63B)	8	352	1950	x						M		N	1 Orange	2	★C5AZ 5310-E
																r/b C6AZ 5310-C
65	A(63B)	8	352	2030			x				M		N	1 Brown	2	★C5AZ 5310-F
65	A(63B)	8	352		x		x					P	N		2	r/b C6AZ 5310-C
65	A(63B)	8	352	2116	x		x				M		A	1 Green	2	★C5AZ 5310-G
																r/b C6AZ 5310-E

♦ Used with or without Stabilizer ● Recommended to be serviced in pairs only

A - Air Conditioning M - Manual Steering N - Less Air Conditioning P - Power Steering

May, 1975

COPYRIGHT © 1975 — FORD MOTOR COMPANY — DEARBORN, MICHIGAN

FINAL ISSUE

HALPERT_AUCTIONS

5310 - continued — 1965 FRONT SPRING APPLICATION CHART

YEAR	MODEL	ENGINE CYL.	ENGINE C.I.D.	LOAD (LBS.)	TRANSMISSION 3/S	TRANSMISSION 4/S	TRANSMISSION O/D	TRANSMISSION F/M 2	TRANSMISSION C4	TRANSMISSION C/M	STRG. MANUAL	STRG. POWER	A/C	MARKINGS	QTY.	PART • NUMBER
					"A" (FORD) -- BEFORE 11/23/64											
65	A(63B)	8	352	2200	x		x					P	A	1 Silver	2	★C5MY 5310-A Not replaced
65	A(63B)-H/D	8	352	2030	x		x				M		N	2 Gold	2	C5AZ 5310-AA
65	A(63B)-H/D	8	352		x							P	N		2	
65	A(63B)-H/D	8	352	2130			x					P	N	2 Violet	2	★C5AZ 5310-AB
65	A(63B)-H/D	8	352		x		x				M		A		2	r/b D2OZ 5310-K
65	A(63B)-H/D	8	352		x							P	A		2	
65	A(63B)-H/D	8	352	2235			x					P	A	2 Pink	2	★C5AZ 5310-U r/b D2OZ 5310-K
65	A(63B)	8	390	1950	x						M		N	1 Orange	2	★C5AZ 5310-E r/b C6AZ 5310-C
65	A(63B)	8	390	2030			x				M		N	1 Brown	2	★C5AZ 5310-F
65	A(63B)	8	390		x							P	N		2	r/b C6AZ 5310-C
65	A(63B)	8	390	2116			x					P	N	1 Green	2	★C5AZ 5310-G
65	A(63B)	8	390		x						M		A		2	r/b D2AZ 5310-A
65	A(63B)	8	390	2200			x				M		A	1 Silver	2	★C5MY 5310-A
65	A(63B)	8	390		x		x					P	A		2	Not replaced
65	A(63B)-H/D	8	390	2030	x		x				M		N	2 Gold	2	C5AZ 5310-AA
65	A(63B)-H/D	8	390		x							P	N		2	
65	A(63B)-H/D	8	390	2130			x					P	N	2 Violet	2	★C5AZ 5310-AB
65	A(63B)-H/D	8	390		x		x				M		A		2	r/b D2OZ 5310-K
65	A(63B)-H/D	8	390		x							P	A		2	
65	A(63B)-H/D	8	390	2235			x					P	A	2 Pink	2	★C5AZ 5310-U r/b D2OZ 5310-K
65	A(63B, C, F)	8	289	1800					x		M		N	1 Yellow	2	★C5AZ 5310-C r/b C6AZ 5310-C
65	A(63B, C, F)	8	289	1875					x			P	N	1 Pink	2	★C5AZ 5310-D r/b C6AZ 5310-C
65	A(63B, C, F)	8	289	1950					x		M		A	1 Orange	2	★C5AZ 5310-E r/b C6AZ 5310-C
65	A(63B, C, F)	8	289	2030					x			P	A	1 Brown	2	★C5AZ 5310-F r/b C6AZ 5310-C
65	A(63B, C, F)-H/D	8	289	1845					x		M	P	N	2 Green	2	★C5AZ 5310-Y Not replaced
65	A(63B, C, F)-H/D	8	289	1935					x		M		A	2 Silver	2	★C5AZ 5310-Z Not replaced
65	A(63B, C, F)-H/D	8	289	2030					x			P	A	2 Gold	2	C5AZ 5310-AA
65	A(63F)	8	352	1950					x		M		N	1 Orange	2	★C5AZ 5310-E r/b C6AZ 5310-C
65	A(63B, C)	8	352	2030					x		M		N	1 Brown	2	★C5AZ 5310-F
65	A(63B, C, F)	8	352						x			P	N		2	r/b C6AZ 5310-C
65	A(63B, C, F)	8	352	2116					x		M		A	1 Green	2	★C5AZ 5310-G r/b D2AZ 5310-A
65	A(63B)	8	352	2200					x			P	A	1 Silver	2	★C5MY 5310-A Not replaced
65	A(63C, F)	8	352	2290					x			P	A	2 Orange	2	★C5AZ 5310-AM r/b C6AZ 5310-G
65	A(63B, C, F)-H/D	8	352	2030					x		M	P	N	2 Gold	2	C5AZ 5310-AA
65	A(63B, C, F)-H/D	8	352	2130					x		M		A	2 Violet	2	★C5AZ 5310-AB r/b D2OZ 5310-K
65	A(63B, C, F)-H/D	8	352	2235					x			P	A	2 Pink	2	★C5AZ 5310-U r/b D2OZ 5310-K
65	A(63B, C, F)	8	390	2030		x				x	M	P	N	1 Brown	2	★C5AZ 5310-F r/b C6AZ 5310-C
65	A(63B, C, F)	8	390	2116		x				x	M		A	1 Green	2	★C5AZ 5310-G r/b D2AZ 5310-A
65	A(63B, C, F)	8	390	2200		x						P	A	1 Silver	2	★C5MY 5310-A Not replaced

• Recommended to be serviced in pairs only

A - Air Conditioning M - Manual Steering N - Less Air Conditioning P - Power Steering

HALPERT_AUCTIONS

5310 - continued

1965 FRONT SPRING APPLICATION CHART

YEAR	MODEL	ENGINE CYL.	ENGINE C.I.D.	LOAD (LBS.)	TRANSMISSION 3/S	4/S	O/D	F M/2	C4	C/M	STRG. MANUAL	STRG. POWER	A/C	MARKINGS	QTY.	PART • NUMBER
					"A" (FORD) -- BEFORE 11/23/64											
65	A(63B, C, F)	8	390	2290						x		P	A	2 Orange	2	★C5AZ 5310-AM r/b C6AZ 5310-G
65	A(63B, C, F)-H/D	8	390	2030		x				x	M	P	N	2 Gold	2	C5AZ 5310-AA
65	A(63B, C, F)-H/D	8	390	2130		x				x	M		A	2 Violet	2	★C5AZ 5310-AB r/b D2OZ 5310-K
65	A(63B, C, F)-H/D	8	390	2235		x			x			P	A	2 Pink	2	★C5AZ 5310-U r/b D2OZ 5310-K
65	A(63B, C, F)-H/D	8	427	2130		x					M		N	2 Violet	2	★C5AZ 5310-AB r/b D2OZ 5310-K
65	A(71A, B, C)	6	240	1660	x				x		M		N	1 Red	2	★C5AZ 5310-A
65	A(71E)	6	240		x						M		N		2	r/b C6AZ 5310-A
65	A(71E)	6	240	1730					x		M		N	1 Blue	2	★C5AZ 5310-B
65	A(71A, B, C, E)	6	240				x				M		N		2	r/b C6AZ 5310-A
65	A(71A, B, C, E)	6	240		x				x			P	N		2	
65	A(71C)	6	240				x					P	N		2	
65	A(71A, B, E)	6	240	1800			x					P	N	1 Yellow	2	★C5AZ 5310-C
65	A(71A, B, C, E)	6	240		x		x		x		M	P	A		2	r/b C6AZ 5310-C
65	A(71A, B, C, E)-H/D	6	240	1680	x				x		M		N	2 Red	2	★C5AZ 5310-S Not replaced
65	A(71A, B, C, E)-H/D	6	240	1760			x				M		N	2 Blue	2	★C5AZ 5310-T
65	A(71A, B, C, E)-H/D	6	240		x		x		x			P	N		2	Not replaced
65	A(71A, B, C, E)-H/D	6	240	1845	x		x		x		M		A	2 Green	2	★C5AZ 5310-Y
65	A(71A, B, C, E)-H/D	6	240		x							P	A		2	Not replaced
65	A(71B, C)-H/D	6	240						x			P	A		2	
65	A(71A, E)-H/D	6	240	1935					x			P	A	2 Silver	2	★C5AZ 5310-Z
65	A(71A, B, C, E)-H/D	6	240				x					P	A		2	Not replaced
65	A(71A, B, C, E)	8	289	1730	x				x		M		N	1 Blue	2	★C5AZ 5310-B
65	A(71B, C)	8	289				x				M		N		2	r/b C6AZ 5310-A
65	A(71C)	8	289		x							P	N		2	
65	A(71A, E)	8	289	1800			x				M		N	1 Yellow	2	★C5AZ 5310-C
65	A(71A, B, E)	8	289		x		x		x			P	N		2	r/b C6AZ 5310-C
65	A(71C)	8	289				x		x			P	N		2	
65	A(71A, B, C, E)	8	289	1875	x		x		x		M		A	1 Pink	2	★C5AZ 5310-D
65	A(71A, B, C, E)	8	289		x							P	A		2	r/b C6AZ 5310-C
65	A(71A, B, C, E)	8	289	1950			x		x			P	A	1 Orange	2	★C5AZ 5310-E r/b C6AZ 5310-C
65	A(71A, B, C, E)-H/D	8	289	1760	x		x		x		M		N	2 Blue	2	★C5AZ 5310-T
65	A(71A, B, C, E)-H/D	8	289		x							P	N		2	Not replaced
65	A(71A, B, C)-H/D	8	289						x			P	N		2	
65	A(71E)-H/D	8	289	1845					x			P	N	2 Green	2	★C5AZ 5310-Y
65	A(71A, B, C, E)-H/D	8	289				x					P	N		2	Not replaced
65	A(71A, B, C, E)-H/D	8	289		x						M		A		2	
65	A(71A, B, C)-H/D	8	289						x		M		A		2	
65	A(71E)-H/D	8	289	1935					x		M		A	2 Silver	2	★C5AZ 5310-Z
65	A(71A, B, C, E)-H/D	8	289				x				M		A		2	Not replaced
65	A(71A, B, C, E)-H/D	8	289		x		x		x			P	A		2	
65	A(71A, B, C, E)	8	352	1875	x				x		M		N	1 Pink	2	★C5AZ 5310-D r/b C6AZ 5310-C
65	A(71A, B, C, E)	8	352	1950			x				M		N	1 Orange	2	★C5AZ 5310-E
65	A(71A, B, C, E)	8	352		x				x			P	N		2	r/b C6AZ 5310-C
65	A(71A, B, C)	8	352				x					P	N		2	
65	A(71E)	8	352	2030			x					P	N	1 Brown	2	★C5AZ 5310-F
65	A(71A, B, C, E)	8	352		x				x		M		A		2	r/b C6AZ 5310-C
65	A(71A, B, C)	8	352				x				M		A		2	
65	A(71B, C)	8	352		x							P	A		2	

• Recommended to be serviced in pairs only
A - Air Conditioning M - Manual Steering N - Less Air Conditioning P - Power Steering

May, 1975

COPYRIGHT © 1975 — FORD MOTOR COMPANY — DEARBORN, MICHIGAN

FINAL ISSUE

HALPERT_AUCTIONS

5310 - continued — 1965 FRONT SPRING APPLICATION CHART

YEAR	MODEL	ENGINE CYL.	ENGINE C.I.D.	LOAD (LBS.)	TRANSMISSION 3/S	4/S	O/D	F/M 2	C4	C/M	STRG. MANUAL	STRG. POWER	A/C	MARKINGS	QTY.	PART • NUMBER
					"A" (FORD) -- BEFORE 11/23/64											
65	A(71E)	8	352	2116			x				M		A	1 Green	2	★C5AZ 5310-G
65	A(71A, B, C, E)	8	352				x		x			P	A		2	r/b D2AZ 5310-C
65	A(71A, E)	8	352		x							P	A		2	
65	A(71A, B, C, E)-H/D	8	352	2030			x					P	N	2 Gold	2	C5AZ 5310-AA
65	A(71A, B, C, E)-H/D	8	352		x				x		M		A		2	
65	A(71A, B, C, E)-H/D	8	352	2130	x		x		x		M		N	2 Brown	2	★C5AZ 5310-Z
65	A(71A, B, C, E)-H/D	8	352		x				x			P	N		2	Not replaced
65	A(71A, B, C, E)-H/D	8	352	2130			x				M		A	2 Violet	2	★C5AZ 5310-AB
65	A(71A, B, C, E)-H/D	8	352		x		x		x			P	A		2	r/b D2OZ 5310-K
65	A(71A, B, C, E)	8	390	1875	x						M		N	1 Pink	2	★C5AZ 5310-D
65	A(71A, B, C)	8	390						x		M		N		2	r/b C6AZ 5310-C
65	A(71E)	8	390	1950					x		M		N	1 Orange	2	★C5AZ 5310-E
65	A(71A, B, C, E)	8	390				x				M		N		2	r/b C6AZ 5310-C
65	A(71A, B, C, E)	8	390		x				x			P	N		2	
65	A(71B, C)	8	390				x					P	N		2	
65	A(71A, E)	8	390	2030			x					P	N	1 Brown	2	★C5AZ 5310-F
65	A(71A, B, C, E)	8	390		x				x		M		A		2	r/b C6AZ 5310-C
65	A(71B, C)	8	390				x				M		A		2	
65	A(71A, E)	8	390	2116			x				M		A	1 Green	2	★C5AZ 5310-G
65	A(71A, B, C, E)	8	390		x		x		x			P	A		2	r/b D2AZ 5310-A
65	A(71A, B, C, E)-H/D	8	390	2030			x					P	N	2 Gold	2	C5AZ 5310-AA
65	A(71A, B, C, E)-H/D	8	390	1935	x		x			x	M		N	2 Silver	2	C5AZ 5310-Z
65	A(71A, B, C, E)-H/D	8	390		x					x		P	N		2	
65	A(71A, B, C, E)-H/D	8	390		x					x	M		A		2	
65	A(71A, B, C, E)-H/D	8	390	2130			x				M		A	2 Violet	2	★C5AZ 5310-AB
65	A(71A, B, C, E)-H/D	8	390		x		x			x		P	A		2	r/b D2OZ 5310-K
65	A(76A) ♦	6	240	1845	x				x		M	P	N	2 Green	2	★C5AZ 5310-Y
65	A(76A) ♦	6	240				x				M		N		2	Not replaced
65	A(76A) ♦	6	240	1935	x				x		M		A	2 Silver	2	★C5AZ 5310-Z
65	A(76A) ♦	6	240				x					P	N		2	Not replaced
65	A(76A) ♦	6	240	2030	x		x		x			P	A	2 Gold	2	C5AZ 5310-AA
65	A(76A) ♦	6	240				x				M		A		2	
65	A(76A)	8	289	1875	x		x		x		M		N	1 Pink	2	★C5AZ 5310-D
65	A(76A)	8	289		x							P	N		2	r/b C6AZ 5310-C
65	A(76A)	8	289	1950			x		x			P	N	1 Orange	2	C5AZ 5310-E
65	A(76A)	8	289		x						M		A		2	r/b C6AZ 5310-C
65	A(76A)	8	289	2030			x		x		M		A	1 Brown	2	★C5AZ 5310-F
65	A(76A)	8	289		x				x			P	A		2	r/b C6AZ 5310-C
65	A(76A)	8	289	2116			x					P	A	1 Green	2	★C5AZ 5310-G
																r/b D2AZ 5310-A
65	A(76A)-H/D	8	289	1845	x				x		M		N	2 Green	2	★C5AZ 5310-Y
																Not replaced
65	A(76A)-H/D	8	289	1935	x		x		x			P	N	2 Silver	2	★C5AZ 5310-Z
65	A(76A)-H/D	8	289				x				M		N		2	Not replaced
65	A(76A)-H/D	8	289	2030	x		x		x		M		A	2 Gold	2	C5AZ 5310-AA
65	A(76A)-H/D	8	289		x				x			P	A		2	
65	A(76A)-H/D	8	289	2130			x					P	A	2 Violet	2	★C5AZ 5310-AB
																r/b D2OZ 5310-K
65	A(76A)	8	352	2030	x		x		x		M		N	1 Brown	2	★C5AZ 5310-F
65	A(76A)	8	352		x							P	N		2	r/b C6AZ 5310-C
65	A(76A)	8	352	2116			x		x			P	N	1 Green	2	★C5AZ 5310-G
65	A(76A)	8	352		x						M		A		2	r/b D2AZ 5310-A
65	A(76A)	8	352	2290					x		M		A	2 Orange	2	★C5AZ 5310-AM
65	A(76A)	8	352		x				x			P	A		2	r/b C6AZ 5310-G
65	A(76A)-H/D	8	352	2030	x		x		x		M		N	2 Gold	2	C5AZ 5310-AA
65	A(76A)-H/D	8	352	2130	x		x		x			P	N	2 Violet	2	★C5AZ 5310-AB
65	A(76A)-H/D	8	352		x						M		A		2	r/b D2OZ 5310-K
65	A(76A)-H/D	8	352	2235			x		x		M		A	2 Pink	2	★C5AZ 5310-U
65	A(76A)-H/D	8	352		x		x		x			P	A		2	r/b D2OZ 5310-K

• Recommended to be serviced in pairs only
♦ Used with or without Stabilizer
A - Air Conditioning
M - Manual Steering
N - Less Air Conditioning
P - Power Steering

HALPERT_AUCTIONS

5310 - continued 1965 FRONT SPRING APPLICATION CHART

YEAR	MODEL	ENGINE CYL.	ENGINE C.I.D.	LOAD (LBS.)	TRANSMISSION 3/S	TRANSMISSION 4/S	TRANSMISSION O/D	TRANSMISSION F/M/2	TRANSMISSION C4	TRANSMISSION C/M	STRG. MANUAL	STRG. POWER	A/C	MARKINGS	QTY.	PART • NUMBER
							"A" (FORD) -- BEFORE 11/23/64									
65	A(76A)	8	390	2030	x	x	x			x	M		N	1Brown	2	★C5AZ 5310-F
65	A(76A)	8	390		x							P	N		2	r/bC6AZ 5310-C
65	A(76A)	8	390	2116		x	x			x		P	N	1 Green	2	★C5AZ 5310-G
65	A(76A)	8	390		x						M		A		2	r/b D2AZ 5310-A
65	A(76A)	8	390	2290		x	x			x	M		A	2 Orange	2	★C5AZ 5310-AM
65	A(76A)	8	390		x	x	x			x		P	A		2	r/b C6AZ 5310-G
65	A(76A)	8	390				x					P	A		2	
65	A(76A)-H/D	8	390	2030	x	x				x	M		N	2 Gold	2	C5AZ 5310-AA
65	A(76A)-H/D	8	390	2130			x				M		N	2 Violet	2	★C5AZ 5310-AB
65	A(76A)-H/D	8	390		x	x	x			x		P	N		2	r/b D2OZ 5310-K
65	A(76A)-H/D	8	390		x						M		A		2	
65	A(76A)-H/D	8	390	2235		x	x			x	M		A	2 Pink	2	★C5AZ 5310-U
65	A(76A)-H/D	8	390		x	x	x			x		P	A		2	r/b D2OZ 5310-K
65	A(76A)-H/D	8	427	2130		x					M		N	2 Violet	2	★C5AZ 5310-AB r/b D2OZ 5310-K
65	A(76B)	8	289	1875					x		M		N	1 Pink	2	★C5AZ 5310-D r/b C6AZ 5310-C
65	A(76B)	8	289	1950					x			P	N	1 Orange	2	★C5AZ 5310-E r/b C6AZ 5310-C
65	A(76B)	8	289	2030					x		M		A	1 Brown	2	★C5AZ 5310-F r/b C6AZ 5310-C
65	A(76B)	8	289	2116					x			P	A	1 Green	2	★C5AZ 5310-G r/b D2AZ 5310-A
65	A(76B)-H/D	8	289	1935					x		M	P	N	2 Silver	2	★C5AZ 5310-Z Not replaced
65	A(76B)-H/D	8	289	2030					x		M		A	2 Gold	2	C5AZ 5310-AA
65	A(76B)-H/D	8	289	2130					x			P	A	2 Violet	2	★C5AZ 5310-AB r/b D2OZ 5310-K
65	A(76B)	8	352	2030					x		M		N	1 Brown	2	★C5AZ 5310-F r/b C6AZ 5310-C
65	A(76B)	8	352	2116					x			P	N	1 Green	2	★C5AZ 5310-G r/b D2AZ 5310-A
65	A(76B)	8	352	2290					x		M		A	2 Orange	2	★C5AZ 5310-AM r/b C6AZ 5310-G
65	A(76B)	8	352	2380					x			P	A	2 Brown	2	★C5AZ 5310-AN r/b C6AZ 5310-G
65	A(76B)-H/D	8	352	2130					x		M	P	N	2 Violet	2	★C5AZ 5310-AB r/b D2OZ 5310-K
65	A(76B)-H/D	8	352	2235					x		M	P	A	2 Pink	2	★C5AZ 5310-U r/b D2OZ 5310-K
65	A(76B)	8	390	2116		x				x	M	P	N	1 Green	2	★C5AZ 5310-G r/b D2AZ 5310-A
65	A(76B)	8	390	2290		x				x	M		A	2 Orange	2	★C5AZ 5310-AM r/b C6AZ 5310-G
65	A(76B)	8	390	2290		x						P	A	2 Orange	2	★C5AZ 5310-AM r/b C6AZ 5310-G
65	A(76B)	8	390	2380						x		P	A	2 Brown	2	★C5AZ 5310-AN r/b C6AZ 5310-G
65	A(76B)-H/D	8	390	2130		x				x	M	P	N	2 Violet	2	C5AZ 5310-AB r/b D2OZ 5310-K
65	A(76B)-H/D	8	390	2235		x				x	M	P	A	2 Pink	2	★C5AZ 5310-U r/b D2OZ 5310-K
65	A(76B)-H/D	8	427	2130		x					M		N	2 Violet	2	★C5AZ 5310-AB r/b D2OZ 5310-K

• Recommended to be serviced in pairs only

A - Air Conditioning M - Manual Steering N - Less Air Conditioning P - Power Steering

May, 1975

COPYRIGHT © 1975 — FORD MOTOR COMPANY — DEARBORN, MICHIGAN

FINAL ISSUE

5310 - continued — 1965 FRONT SPRING APPLICATION CHART

YEAR	MODEL	ENGINE CYL.	ENGINE C.I.D.	LOAD (LBS.)	TRANSMISSION 3/S	4/S	O/D	F/M/2	C4	C/M	STRG. MANUAL	STRG. POWER	A/C	MARKINGS	QTY.	PART • NUMBER
					"A" (FORD) -- FROM 11/23/64											
65	A(54A)	6	240	1875	x		x		x		M		N	1 Pink	2	★C5AZ 5310-D
65	A(54A)	6	240		x							P	N		2	r/b C6AZ 5310-C
65	A(54A)	6	240	1950			x		x			P	N	1 Orange	2	★C5AZ 5310-E
65	A(54A)	6	240		x						M		N		2	r/b C6AZ 5310-C
65	A(54A)	6	240	2030	x		x		x		M		A	1 Brown	2	★C5AZ 5310-F
65	A(54A)	6	240		x				x			P	A		2	r/b C6AZ 5310-C
65	A(54A)	6	240	2116			x					P	A	1 Green	2	★C5AZ 5310-G
																r/b D2AZ 5310-A
65	A(54A)-H/D	6	240	1845					x		M		N	2 Green	2	★C5AZ 5310-Y
																Not replaced
65	A(54A)-H/D	6	240	1935	x		x		x			P	N	2 Silver	2	★C5AZ 5310-Z
65	A(54A)-H/D	6	240				x				M		N		2	Not replaced
65	A(54A)-H/D	6	240	2030	x		x		x		M		A	2 Gold	2	C5AZ 5310-AA
65	A(54A)-H/D	6	240		x				x			P	A		2	
65	A(54A)-H/D	6	240	2130			x					P	A	2 Violet	2	★C5AZ 5310-AB
																r/b D2OZ 5310-K
65	A(54A)	8	289	1875	x		x		x	x	M		N	1 Pink	2	★C5AZ 5310-D
																r/b C6AZ 5310-C
65	A(54A)	8	289	1950	x		x		x	x		P	N	1 Orange	2	★C5AZ 5310-E
65	A(54A)	8	289				x			x	M		N		2	r/b C6AZ 5310-C
65	A(54A)	8	289	2030	x		x		x	x	M		A	1 Brown	2	★C5AZ 5310-F
65	A(54A)	8	289		x				x			P	A		2	r/b C6AZ 5310-C
65	A(54A)	8	289	2116	x		x		x	x		P	A	1 Green	2	★C5AZ 5310-G
																r/b D2AZ 5310-A
65	A(54A)-H/D	8	289	1845	x						M		N	2 Green	2	★C5AZ 5310-Y
																Not replaced
65	A(54A)-H/D	8	289	1935	x		x		x	x	M		N	2 Silver	2	★C5AZ 5310-Z
65	A(54A)-H/D	8	289		x				x			P	N		2	Not replaced
65	A(54A)-H/D	8	289	2030	x		x		x	x	M		A	2 Gold	2	C5AZ 5310-AA
65	A(54A)-H/D	8	289				x			x		P	N		2	
65	A(54A)-H/D	8	289	2130	x		x		x	x		P	A	2 Violet	2	★C5AZ 5310-AB
																r/b D2OZ 5310-K
65	A(54A)	8	352	2030	x						M		N	1 Brown	2	★C5AZ 5310-F
																r/b C6AZ 5310-C
65	A(54A)	8	352	2116	x					x		P	N	1 Green	2	★C5AZ 5310-G
65	A(54A)	8	352							x	M		N		2	r/b D2AZ 5310-A
65	A(54A)	8	352	2200	x					x	M		A	1 Silver	2	★C5MY 5310-A
																Not replaced
65	A(54A)	8	352	2290	x					x		P	A	2 Orange	2	★C5AZ 5310-AM
																r/b C6AZ 5310-G
65	A(54A)-H/D	8	352	2130	x					x	M	P	N	2 Violet	2	★C5AZ 5310-AB
																r/b D2OZ 5310-K
65	A(54A)-H/D	8	352	2235	x					x	M		A	2 Pink	2	★C5AZ 5310-U
65	A(54A)-H/D	8	352		x							P	A		2	r/b D2OZ 5310-K
65	A(54A)-H/D	8	352	2345						x		P	A	2 Yellow	2	★C5AZ 5310-W
																r/b D2OZ 5310-K
65	A(54A)	8	390	2116	x	x	x			x	M		N	1 Green	2	★C5AZ 5310-G
65	A(54A)	8	390		x	x						P	N		2	r/b D2AZ 5310-A
65	A(54A)	8	390	2200	x	x					M		A	1 Silver	2	★C5MY 5310-A
65	A(54A)	8	390				x			x		P	N		2	Not replaced
65	A(54A)	8	390	2290	x	x	x			x		P	A	2 Orange	2	★C5AZ 5310-AM
65	A(54A)	8	390				x			x	M		A		2	r/b C6AZ 5310-G
65	A(54A)-H/D	8	390	2130	x	x	x			x	M		N	2 Violet	2	★C5AZ 5310-AB
65	A(54A)-H/D	8	390		x	x						P	N		2	r/b D2OZ 5310-K
65	A(54A)-H/D	8	390	2235	x	x	x			x	M		A	2 Pink	2	★C5AZ 5310-U
65	A(54A)-H/D	8	390		x							P	A		2	r/b D2OZ 5310-K
65	A(54A)-H/D	8	390				x			x			N		2	
65	A(54A)-H/D	8	390	2345		x	x			x		P	A	2 Yellow	2	★C5AZ 5310-W
																r/b D2OZ 5310-K

• Recommended to be serviced in pairs only
A - Air Conditioning M - Manual Steering N - Less Air Conditioning P - Power Steering

HALPERT_AUCTIONS

5310 - continued

1965 FRONT SPRING APPLICATION CHART

YEAR	MODEL	ENGINE CYL.	ENGINE C.I.D.	LOAD (LBS.)	TRANSMISSION 3/S	4/S	O/D	F/M/2	C4	C/M	STRG. MANUAL	STRG. POWER	A/C	MARKINGS	QTY.	PART • NUMBER
					"A" (FORD) -- FROM 11/23/64											
65	A(54A)-H/D	8	427	2130		x					M		N	2 Violet	2	★C5AZ 5310-AB r/b D2OZ 5310-K
65	A(54B, E)	6	240	1875	x		x		x		M		N	1 Pink	2	★C5AZ 5310-D
65	A(54B, E)	6	240		x				x			P	N		2	r/b C6AZ 5310-C
65	A(54B, E)	6	240	1950	x				x		M		A	1 Orange	2	★C5AZ 5310-E
65	A(54B, E)	6	240				x					P	N		2	r/b C6AZ 5310-C
65	A(54B, E)	6	240	2030	x		x		x			P	A	1 Brown	2	★C5AZ 5310-F
65	A(54B, E)	6	240				x				M		A		2	r/b C6AZ 5310-C
65	A(54B, E)-H/D	6	240	1845	x				x		M		N	2 Green	2	★C5AZ 5310-Y
65	A(54E)-H/D	6	240				x				M		N		2	Not replaced
65	A(54B, E)-H/D	6	240	1935	x		x		x			P	N	2 Silver	2	★C5AZ 5310-Z
65	A(54B)-H/D	6	240				x				M		N		2	Not replaced
65	A(54B, E)-H/D	6	240	2030	x		x		x		M		A	2 Gold	2	C5AZ 5310-AA
65	A(54B, E)-H/D	6	240		x				x			P	A		2	
65	A(54E)-H/D	6	240				x					P	A		2	
65	A(54B)-H/D	6	240	2130			x					P	A	2 Violet	2	★C5AZ 5310-AB r/b D2OZ 5310-K
65	A(54B, E)	8	289	1875	x		x		x	x	M		N	1 Pink	2	★C5AZ 5310-D r/b C6AZ 5310-C
65	A(54B, E)	8	289	1950	x		x		x	x		P	N	1 Orange	2	★C5AZ 5310-E r/b C6AZ 5310-C
65	A(54B, E)	8	289	2030	x		x		x	x	M		A	1 Brown	2	★C5AZ 5310-F
65	A(54B, E)	8	289		x				x			P	A		2	r/b C6AZ 5310-C
65	A(54B, E)	8	289	2116			x			x		P	A	1 Green	2	★C5AZ 5310-G r/b D2AZ 5310-A
65	A(54E)-H/D	8	289	1845	x						M		N	2 Green	2	★C5AZ 5310-Y Not replaced
65	A(54B, E)-H/D	8	289	1935			x		x	x	M		N	2 Silver	2	★C5AZ 5310-Z
65	A(54B, E)-H/D	8	289		x		x		x	x		P	N		2	Not replaced
65	A(54B, E)-H/D	8	289	2030	x		x		x	x	M		A	2 Gold	2	C5AZ 5310-AA
65	A(54B, E)-H/D	8	289		x							P	A		2	
65	A(54B, E)-H/D	8	289	2130			x		x	x		P	A	2 Violet	2	★C5AZ 5310-AB r/b D2OZ 5310-K
65	A(54B, E)	8	352	2030	x						M		N	1 Brown	2	★C5AZ 5310-F r/b C6AZ 5310-C
65	A(54B, E)	8	352	2116	x					x		P	N	1 Green	2	★C5AZ 5310-G
65	A(54B, E)	8	352							x	M		N		2	r/b D2AZ 5310-A
65	A(54B, E)	8	352	2200	x					x	M		A	1 Silver	2	★C5MY 5310-A
65	A(54B, E)	8	352		x							P	A		2	Not replaced
65	A(54B, E)	8	352	2290						x		P	A	2 Orange	2	★C5AZ 5310-AM r/b C6AZ 5310-G
65	A(54B, E)-H/D	8	352	2030	x						M		N	2 Gold	2	C5AZ 5310-AA
65	A(54B, E)-H/D	8	352	2130	x					x		P	N	2 Violet	2	★C5AZ 5310-AB
65	A(54B, E)-H/D	8	352							x	M		N		2	r/b D2OZ 5310-K
65	A(54B, E)-H/D	8	352	2235	x					x	M		A	2 Pink	2	★C5AZ 5310-U
65	A(54B, E)-H/D	8	352		x							P	A		2	r/b D2OZ 5310-K
65	A(54E)-H/D	8	352							x		P	A		2	
65	A(54B)-H/D	8	352	2345						x		P	A	2 Yellow	2	★C5AZ 5310-W r/b D2OZ 5310-K
65	A(54B, E)	8	390	2030	x						M		N	1 Brown	2	★C5AZ 5310-F r/b C6AZ 5310-C
65	A(54B, E)	8	390	2116	x	x	x			x		P	N	1 Green	2	★C5AZ 5310-G
65	A(54B, E)	8	390			x	x			x	M		N		2	r/b D2AZ 5310-A
65	A(54B, E)	8	390	2200	x	x	x			x	M		A	1 Silver	2	★C5MY 5310-A
65	A(54E)	8	390		x							P	A		2	Not replaced
65	A(54B)	8	390	2290	x							P	A	2 Orange	2	★C5AZ 5310-AM
65	A(54B, E)	8	390			x				x		P	A		2	r/b C6AZ 5310-G

• Recommended to be serviced in pairs only

A - Air Conditioning M - Manual Steering N - Less Air Conditioning P - Power Steering

COPYRIGHT © 1975 — FORD MOTOR COMPANY — DEARBORN, MICHIGAN

FINAL ISSUE

5310 - continued — 1965 FRONT SPRING APPLICATION CHART

YEAR	MODEL	ENGINE CYL.	ENGINE C.I.D.	LOAD (LBS.)	TRANSMISSION 3/S	4/S	O/D	F/M/2	C4	C/M	STRG. MANUAL	STRG. POWER	A/C	MARKINGS	QTY.	PART • NUMBER
					"A" (FORD) -- FROM 11/23/64											
65	A(54E)-H/D	8	390	2030	x						M		N	2 Gold	2	C5AZ 5310-AA
65	A(54B)-H/D	8	390	2130	x						M		N	2 Violet	2	★C5AZ 5310-AB
65	A(54B, E)-H/D	8	390		x	x	x			x		P	N		2	r/b D2OZ 5310-K
65	A(54B, E)-H/D	8	390			x	x			x	M		N		2	
65	A(54B, E)-H/D	8	390	2235	x	x	x			x	M		A	2 Pink	2	★C5AZ 5310-U
65	A(54B, E)-H/D	8	390		x							P	A		2	r/b D2OZ 5310-K
65	A(54E)-H/D	8	390			x						P	A		2	
65	A(54B)-H/D	8	390	2345		x						P	A	2 Yellow	2	★C5AZ 5310-W
65	A(54B, E)-H/D	8	390				x			x		P	A		2	r/b D2OZ 5310-K
65	A(54B, E)-H/D	8	427	2130		x					M		N	2 Violet	2	★C5AZ 5310-AB
																r/b D2OZ 5310-K
65	A(57B)	6	240	1875	x		x		x		M		N	1 Pink	2	★C5AZ 5310-D
																r/b C6AZ 5310-C
65	A(57B)	6	240	1950	x		x		x			P	N	1 Orange	2	★C5AZ 5310-E
																r/b C6AZ 5310-C
65	A(57B)	6	240	2030	x		x		x		M		A	1 Brown	2	★C5AZ 5310-F
65	A(57B)	6	240		x				x			P	A		2	r/b C6AZ 5310-C
65	A(57B)	6	240	2116			x					P	A	1 Green	2	★C5AZ 5310-G
																r/b D2AZ 5310-A
65	A(57B)-H/D	6	240	1845	x						M		N	2 Green	2	★C5AZ 5310-Y
																Not replaced
65	A(57B)-H/D	6	240	1935			x		x		M		N	2 Silver	2	★C5AZ 5310-Z
65	A(57B)-H/D	6	240		x		x		x			P	N		2	Not replaced
65	A(57B)-H/D	6	240	2030	x		x		x		M		A	2 Gold	2	C5AZ 5310-AA
65	A(57B)-H/D	6	240		x							P	A		2	
65	A(57B)-H/D	6	240	2130			x		x			P	A	2 Violet	2	★C5AZ 5310-AB
																r/b D2OZ 5310-K
65	A(57B)	8	289	1875	x				x		M		N	1 Pink	2	★C5AZ 5310-D
																r/b C6AZ 5310-C
65	A(57B)	8	289	1950	x				x			P	N	1 Orange	2	★C5AZ 5310-E
65	A(57B)	8	289				x			x	M		N		2	r/b C6AZ 5310-C
65	A(57B)	8	289	2030	x				x		M		A	1 Brown	2	★C5AZ 5310-F
65	A(57B)	8	289				x			x		P	N		2	r/b C6AZ 5310-C
65	A(57B)	8	289	2116	x		x		x	x		P	A	1 Green	2	★C5AZ 5310-G
65	A(57B)	8	289				x			x	M		A		2	r/b D2AZ 5310-A
65	A(57B)-H/D	8	289	1935	x		x		x	x	M		N	2 Silver	2	★C5AZ 5310-Z
65	A(57B)-H/D	8	289		x				x			P	N		2	Not replaced
65	A(57B)-H/D	8	289	2030	x				x		M		A	2 Gold	2	C5AZ 5310-AA
65	A(57B)-H/D	8	289				x			x		P	N		2	
65	A(57B)-H/D	8	289	2130	x		x		x	x		P	A	2 Violet	2	★C5AZ 5310-AB
65	A(57B)-H/D	8	289				x			x	M		A		2	r/b D2OZ 5310-K
65	A(57B)	8	352	2116	x					x	M		N	1 Green	2	★C5AZ 5310-G
65	A(57B)	8	352		x							P	N		2	r/b D2AZ 5310-A
65	A(57B)	8	352	2200	x						M		A	1 Silver	2	★C5MY 5310-A
65	A(57B)	8	352						x		P	N			2	Not replaced
65	A(57B)	8	352	2290	x					x		P	A	2 Orange	2	★C5AZ 5310-AM
65	A(57B)	8	352							x	M		A		2	r/b C6AZ 5310-G
65	A(57B)-H/D	8	352	2130	x						M	P	N	2 Violet	2	★C5AZ 5310-AB
65	A(57B)-H/D	8	352							x	M		N		2	r/b D2OZ 5310-K
65	A(57B)-H/D	8	352	2235	x					x	M		A	2 Pink	2	★C5AZ 5310-U
65	A(57B)-H/D	8	352							x		P	N		2	r/b D2OZ 5310-K
65	A(57B)-H/D	8	352		x							P	A		2	
65	A(57B)-H/D	8	352	2345						x		P	A	2 Yellow	2	★C5AZ 5310-W
																r/b D2OZ 5310-K

• Recommended to be serviced in pairs only
A - Air Conditioning M - Manual Steering N - Less Air Conditioning P - Power Steering

HALPERT_AUCTIONS

5310 - continued — 1965 FRONT SPRING APPLICATION CHART

YEAR	MODEL	ENGINE CYL.	ENGINE C.I.D.	LOAD (LBS.)	TRANSMISSION 3/S	4/S	O/D	F/M/2	C4	C/M	STRG. MANUAL	STRG. POWER	A/C	MARKINGS	QTY.	PART • NUMBER
					"A" (FORD) -- FROM 11/23/64											
65	A(57B)	8	390	2116	x	x	x			x	M		N	1 Green	2	★C5AZ 5310-G
65	A(57B)	8	390		x							P	N		2	r/b D2AZ 5310-A
65	A(57B)	8	390	2200	x						M		A	1 Silver	2	★C5MY 5310-A
65	A(57B)	8	390			x	x			x		P	N		2	Not replaced
65	A(57B)	8	390	2290	x	x	x			x		P	A	2 Orange	2	★C5AZ 5310-AM
65	A(57B)	8	390			x	x			x	M		A		2	r/b C6AZ 5310-G
65	A(57B)-H/D	8	390	2130	x	x	x			x	M		N	2 Violet	2	★C5AZ 5310-AB
65	A(57B)-H/D	8	390		x							P	N		2	r/b D2OZ 5310-K
65	A(57B)-H/D	8	390	2235	x	x	x			x	M		A	2 Pink	2	★C5AZ 5310-U
65	A(57B)-H/D	8	390			x	x			x		P	N		2	r/b D2OZ 5310-K
65	A(57B)-H/D	8	390	2345	x	x	x			x		P	A	2 Yellow	2	★C5AZ 5310-W r/b D2OZ 5310-K
65	A(57F)	8	289	2030					x	x		P	N	1 Brown	2	★C5AZ 5310-F
65	A(57F)	8	289							x	M		N		2	r/b C6AZ 5310-C
65	A(57F)	8	289	2116					x	x	M		A	1 Green	2	★C5AZ 5310-G
65	A(57F)	8	289						x			P	A		2	r/b D2AZ 5310-A
65	A(57F)	8	289	2200						x		P	A	1 Silver	2	★C5MY 5310-A Not replaced
65	A(57F)-H/D	8	289	2030					x	x		P	N	2 Gold	2	C5AZ 5310-AA
65	A(57F)-H/D	8	289							x	M		N		2	
65	A(57F)-H/D	8	289	2130					x	x	M		A	2 Violet	2	★C5AZ 5310-AB
65	A(57F)-H/D	8	289						x			P	A		2	r/b D2OZ 5310-K
65	A(57F)-H/D	8	289	2235						x		P	A	2 Pink	2	★C5AZ 5310-U r/b D2OZ 5310-K
65	A(57F)	8	352	2200						x	M	P	N	1 Silver	2	★C5MY 5310-A Not replaced
65	A(57F)	8	352	2290						x	M		A	2 Orange	2	★C5AZ 5310-AM r/b C6AZ 5310-G
65	A(57F)	8	352	2380						x		P	A	2 Brown	2	★C5AZ 5310-AN r/b C6AZ 5310-G
65	A(57F)-H/D	8	352	2235						x	M	P	N	2 Pink	2	★C5AZ 5310-U r/b D2OZ 5310-K
65	A(57F)-H/D	8	352	2345						x	M	P	A	2 Yellow	2	★C5AZ 5310-W r/b D2OZ 5310-K
65	A(57F)	8	390	2200		x				x	M	P	N	1 Silver	2	★C5MY 5310-A Not replaced
65	A(57F)	8	390	2290		x				x	M		A	2 Orange	2	★C5AZ 5310-AM r/b C6AZ 5310-G
65	A(57F)	8	390	2380		x				x		P	A	2 Brown	2	★C5AZ 5310-AN r/b C6AZ 5310-G
65	A(57F)-H/D	8	390	2235		x				x	M	P	N	2 Pink	2	★C5AZ 5310-U r/b D2OZ 5310-K
65	A(57F)-H/D	8	390	2345		x				x	M	P	A	2 Yellow	2	★C5AZ 5310-W r/b D2OZ 5310-K
65	A(57F)-H/D	8	427	2130		x					M		N	2 Violet	2	★C5AZ 5310-AB r/b D2OZ 5310-K
65	A(57F)-H/D	8	427	2235		x					M		N	2 Pink	2	★C5AZ 5310-U r/b D2OZ 5310-K
65	A(62B, E)	6	240	1800	x				x		M		N	1 Yellow	2	★C5AZ 5310-C r/b C6AZ 5310-C
65	A(62B, E)	6	240	1875	x		x		x			P	N	1 Pink	2	★C5AZ 5310-D
65	A(62B, E)	6	240				x				M		N		2	r/b C6AZ 5310-C
65	A(62B, E)	6	240	1950	x				x		M		A	1 Orange	2	★C5AZ 5310-E r/b C6AZ 5310-C
65	A(62B, E)	6	240	2030	x		x		x			P	A	1 Brown	2	★C5AZ 5310-F
65	A(62B, E)	6	240				x				M		A		2	r/b C6AZ 5310-C

• Recommended to be serviced in pairs only
A - Air Conditioning M - Manual Steering N - Less Air Conditioning P - Power Steering

COPYRIGHT © 1975 — FORD MOTOR COMPANY — DEARBORN, MICHIGAN

5310 - continued — 1965 FRONT SPRING APPLICATION CHART

YEAR	MODEL	ENGINE CYL.	ENGINE C.I.D.	LOAD (LBS.)	TRANSMISSION 3/S	4/S	O/D	F/M/2	C4	C/M	STRG. MANUAL	STRG. POWER	A/C	MARKINGS	QTY.	PART ●NUMBER
					''A'' (FORD) -- FROM 11/23/64											
65	A(62B, E)-H/D	6	240	1845	x		x		x		M		N	2 Green	2	★C5AZ 5310-Y
65	A(62B, E)-H/D	6	240		x							P	N		2	Not replaced
65	A(62B, E)-H/D	6	240	1935			x		x			P	N	2 Silver	2	★C5AZ 5310-Z
65	A(62B, E)-H/D	6	240		x				x		M		A		2	Not replaced
65	A(62B, E)-H/D	6	240	2030	x		x		x			P	A	2 Gold	2	C5AZ 5310-AA
65	A(62B, E)-H/D	6	240				x				M		A		2	
65	A(62B, E)	8	289	1875	x		x		x	x	M		N	1 Pink	2	★C5AZ 5310-D
65	A(62E)	8	289		x				x			P	N		2	r/b C6AZ 5310-C
65	A(62B)	8	289	1950					x			P	N	1 Orange	2	★C5AZ 5310-E
65	A(62B, E)	8	289		x						M		A		2	r/b C6AZ 5310-C
65	A(62B, E)	8	289				x			x		P	N		2	
65	A(62B, E)	8	289	2030			x		x	x	M		A	1 Brown	2	★C5AZ 5310-F
65	A(62B, E)	8	289		x				x			P	A		2	r/b C6AZ 5310-C
65	A(62B, E)	8	289	2116			x			x		P	A	1 Green	2	★C5AZ 5310-G
																r/b D2AZ 5310-A
65	A(62B, E)-H/D	8	289	1845	x				x		M		N	2 Green	2	★C5AZ 5310-Y
																Not replaced
65	A(62B, E)-H/D	8	289	1935	x		x		x	x		P	N	2 Silver	2	★C5AZ 5310-Z
65	A(62B, E)-H/D	8	289				x			x	M		N		2	Not replaced
65	A(62B, E)-H/D	8	289	2030	x		x		x	x	M		A	2 Gold	2	C5AZ 5310-AA
65	A(62B, E)-H/D	8	289		x				x			P	A		2	
65	A(62B, E)-H/D	8	289	2130			x			x		P	A	2 Violet	2	★C5AZ 5310-AB
																r/b D2OZ 5310-K
65	A(62B, E)	8	352	2030	x					x	M		N	1 Brown	2	★C5AZ 5310-F
																r/b C6AZ 5310-C
65	A(62B, E)	8	352	2116	x					x		P	N	1 Green	2	★C5AZ 5310-G
																r/b D2AZ 5310-A
65	A(62B, E)	8	352	2200	x					x	M		A	1 Silver	2	★C5MY 5310-A
65	A(62B, E)	8	352		x							P	A		2	Not replaced
65	A(62B, E)	8	352	2290						x		P	A	2 Orange	2	★C5AZ 5310-AM
																r/b C6AZ 5310-G
65	A(62B, E)-H/D	8	352	2030	x						M		N	2 Gold	2	C5AZ 5310-AA
65	A(62B, E)-H/D	8	352	2130	x					x		P	N	2 Violet	2	★C5AZ 5310-AB
65	A(62B, E)-H/D	8	352							x	M		N		2	r/b D2OZ 5310-K
65	A(62B, E)-H/D	8	352		x						M		A		2	
65	A(62B, E)-H/D	8	352	2235	x					x		P	A	2 Pink	2	★C5AZ 5310-U
65	A(62B, E)-H/D	8	352							x	M		A		2	r/b D2OZ 5310-K
65	A(62B, E)	8	390	2030	x	x					M		N	1 Brown	2	★C5AZ 5310-F
																r/b C6AZ 5310-C
65	A(62B, E)	8	390	2116	x	x	x			x		P	N	1 Green	2	★C5AZ 5310-G
65	A(62B, E)	8	390				x			x	M		N		2	r/b D2AZ 5310-A
65	A(62B, E)	8	390	2200	x	x	x			x	M		A	1 Silver	2	★C5MY 5310-A
65	A(62B, E)	8	390		x							P	A		2	Not replaced
65	A(62B, E)	8	390	2290		x	x			x		P	A	2 Orange	2	★C5AZ 5310-AM
																r/b C6AZ 5310-G
65	A(62B, E)-H/D	8	390	2030	x						M		N	2 Gold	2	C5AZ 5310-AA
65	A(62B, E)-H/D	8	390	2130	x	x	x			x		P	N	2 Violet	2	★C5AZ 5310-AB
65	A(62B, E)-H/D	8	390			x	x			x	M		N		2	r/b D2OZ 5310-K
65	A(62B, E)-H/D	8	390	2235	x	x	x			x	M	P	A	2 Pink	2	★C5AZ 5310-U
																r/b D2OZ 5310-K
65	A(62B, E)-H/D	8	427	2130		x					M		N	2 Violet	2	★C5AZ 5310-AB
																r/b D2OZ 5310-K
65	A(63B)	6	240	1875	x		x		x		M		N	1 Pink	2	★C5AZ 5310-D
65	A(63B)	6	240		x							P	N		2	r/b C6AZ 5310-C
65	A(63B)	6	240	1950			x		x			P	N	1 Orange	2	★C5AZ 5310-E
																r/b C6AZ 5310-C
65	A(63B)	6	240	2030	x		x		x		M		A	1 Brown	2	★C5AZ 5310-F
65	A(63B)	6	240		x				x			P	A		2	r/b C6AZ 5310-C
65	A(63B)	6	240	2116			x					P	A	1 Green	2	★C5AZ 5310-G
																r/b D2AZ 5310-A

● Recommended to be serviced in pairs only
A - Air Conditioning M - Manual Steering N - Less Air Conditioning P - Power Steering

HALPERT_AUCTIONS

5310 - continued

1965 FRONT SPRING APPLICATION CHART

YEAR	MODEL	ENGINE CYL.	ENGINE C.I.D.	LOAD (LBS.)	TRANSMISSION 3/S	TRANSMISSION 4/S	TRANSMISSION O/D	TRANSMISSION F/M/2	TRANSMISSION C4	TRANSMISSION C/M	STRG. MANUAL	STRG. POWER	A/C	MARKINGS	QTY.	PART • NUMBER
							"A" (FORD) -- FROM 11/23/64									
65	A(63B)-H/D	6	240	1845	x				x		M		N	2 Green	2	★C5AZ 5310-Y
																Not replaced
65	A(63B)-H/D	6	240	1935	x		x		x			P	N	2 Silver	2	★C5AZ 5310-Z
65	A(63B)-H/D	6	240				x				M		N		2	Not replaced
65	A(63B)-H/D	6	240	2030	x		x		x		M		A	2 Gold	2	C5AZ 5310-AA
65	A(63B)-H/D	6	240		x				x			P	A		2	
65	A(63B)-H/D	6	240	2130			x					P	A	2 Violet	2	★C5AZ 5310-AB
																r/b D2OZ 5310-K
65	A(63B)	8	289	1875	x				x		M		N	1 Pink	2	★C5AZ 5310-D
																r/b C6AZ 5310-C
65	A(63B)	8	289	1950	x		x		x	x		P	N	1 Orange	2	★C5AZ 5310-E
65	A(63B)	8	289				x			x	M		N		2	r/b C6AZ 5310-C
65	A(63B)	8	289	2030	x		x		x	x	M		A	1 Brown	2	★C5AZ 5310-F
65	A(63B)	8	289		x							P	A		2	r/b C6AZ 5310-C
65	A(63B)	8	289	2116			x		x	x		P	A	1 Green	2	★C5AZ 5310-G
																r/b D2AZ 5310-A
65	A(63B)-H/D	8	289	1935	x		x		x	x	M		N	2 Silver	2	★C5AZ 5310-Z
65	A(63B)-H/D	8	289		x				x			P	N		2	Not replaced
65	A(63B)-H/D	8	289	2030	x		x		x	x	M		A	2 Gold	2	C5AZ 5310-AA
65	A(63B)-H/D	8	289				x			x		P	N		2	
65	A(63B)-H/D	8	289	2130	x		x		x	x		P	A	2 Violet	2	★C5AZ 5310-AB
																r/b D2OZ 5310-K
65	A(63B)	8	352	2030	x						M		N	1 Brown	2	★C5AZ 5310-F
																r/b C6AZ 5310-C
65	A(63B)	8	352	2116	x					x		P	N	1 Green	2	★C5AZ 5310-G
65	A(63B)	8	352							x	M		N		2	r/b D2AZ 5310-A
65	A(63B)	8	352	2200	x					x	M		A	1 Silver	2	★C5MY 5310-A
																Not replaced
65	A(63B)	8	352	2290	x					x		P	A	2 Orange	2	★C5AZ 5310-AM
																r/b C6AZ 5310-G
65	A(63B)-H/D	8	352	2130	x					x	M		N	2 Violet	2	★C5AZ 5310-AB
65	A(63B)-H/D	8	352		x					x		P	N		2	r/b D2OZ 5310-K
65	A(63B)-H/D	8	352	2235	x					x	M		A	2 Pink	2	★C5AZ 5310-U
65	A(63B)-H/D	8	352		x							P	A		2	r/b D2OZ 5310-K
65	A(63B)-H/D	8	352	2345						x		P	A	2 Yellow	2	★C5AZ 5310-W
																r/b D2OZ 5310-K
65	A(63B)	8	390	2116	x	x	x			x	M		N	1 Green	2	★C5AZ 5310-G
																r/b D2AZ 5310-A
65	A(63B)	8	390	2200	x	x					M		A	1 Silver	2	★C5MY 5310-A
65	A(63B)	8	390				x			x		P	N		2	Not replaced
65	A(63B)	8	390	2290	x	x	x			x		P	A	2 Orange	2	★C5AZ 5310-AM
65	A(63B)	8	390				x			x	M		A		2	r/b C6AZ 5310-G
65	A(63B)-H/D	8	390	2130	x	x	x			x	M	P	N	2 Violet	2	★C5AZ 5310-AB
																r/b D2OZ 5310-K
65	A(63B)-H/D	8	390	2235	x	x	x			x	M		A	2 Pink	2	★C5AZ 5310-U
65	A(63B)-H/D	8	390		x							P	A		2	r/b D2OZ 5310-K
65	A(63B)-H/D	8	390	2345		x	x			x		P	A	2 Yellow	2	★C5AZ 5310-W
																r/b D2OZ 5310-K
65	A(63B)-H/D	8	427	2130		x					M		N	2 Violet	2	★C5AZ 5310-AB
																r/b D2OZ 5310-K
65	A(63C, F)	8	289	1950					x			P	N	1 Orange	2	★C5AZ 5310-E
65	A(63F)	8	289							x	M		N		2	r/b C6AZ 5310-C
65	A(63C, F)	8	289	2030					x		M		A	1 Brown	2	★C5AZ 5310-F
65	A(63F)	8	289							x		P	N		2	r/b C6AZ 5310-C
65	A(63C, F)	8	289	2116					x			P	A	1 Green	2	★C5AZ 5310-G
65	A(63F)	8	289							x	M	P	A		2	r/b D2AZ 5310-A

• Recommended to be serviced in pairs only

A - Air Conditioning M - Manual Steering N - Less Air Conditioning P - Power Steering

COPYRIGHT © 1975 — FORD MOTOR COMPANY — DEARBORN, MICHIGAN

5310 - continued — 1965 FRONT SPRING APPLICATION CHART

YEAR	MODEL	ENGINE CYL.	ENGINE C.I.D.	LOAD (LBS.)	TRANSMISSION 3/S	4/S	O/D	F/M/2	C4	C/M	STRG. MANUAL	STRG. POWER	A/C	MARKINGS	QTY.	PART • NUMBER
					"A" (FORD) -- FROM 11/23/64											
65	A(63C, F)-H/D	8	289	1935					x		M		N	2 Silver	2	★C5AZ 5310-Z
65	A(63F)-H/D	8	289							x	M		N		2	Not replaced
65	A(63C, F)-H/D	8	289	2030					x			P	N	2 Gold	2	C5AZ 5310-AA
65	A(63F)-H/D	8	289						x		M		A		2	
65	A(63F)-H/D	8	289							x		P	N		2	
65	A(63C)-H/D	8	289	2130					x		M		A	2 Violet	2	★C5AZ 5310-AB
65	A(63C, F)-H/D	8	289						x			P	A		2	r/b D2OZ 5310-K
65	A(63F)-H/D	8	289							x	M	P	A		2	
65	A(63C, F)	8	352	2116						x	M		N	1 Green	2	★C5AZ 5310-G
																r/b D2AZ 5310-A
65	A(63C, F)	8	352	2200						x		P	N	1 Silver	2	★C5MY 5310-A
																Not replaced
65	A(63C, F)	8	352	2290						x	M	P	A	2 Orange	2	★C5AZ 5310-AM
																r/b C6AZ 5310-G
65	A(63C, F)-H/D	8	352	2130						x	M		N	2 Violet	2	★C5AZ 5310-AB
																r/b D2OZ 5310-K
65	A(63C, F)-H/D	8	352	2235						x		P	N	2 Pink	2	★C5AZ 5310-U
65	A(63F)-H/D	8	352							x	M		A		2	r/b D2OZ 5310-K
65	A(63C, F)-H/D	8	352	2345						x		P	A	2 Yellow	2	★C5AZ 5310-W
65	A(63C)-H/D	8	352							x	M		A		2	r/b D2OZ 5310-K
65	A(63C, F)	8	390	2116		x				x	M		N	1 Green	2	★C5AZ 5310-G
																r/b D2AZ 5310-A
65	A(63C, F)	8	390	2200		x						P	N	1 Silver	2	★C5MY 5310-A
65	A(63C)	8	390							x		P	N		2	Not replaced
65	A(63C, F)	8	390	2290		x				x	M	P	A	2 Orange	2	★C5AZ 5310-AM
																r/b C6AZ 5310-G
65	A(63C, F)-H/D	8	390	2130		x				x	M		N	2 Violet	2	★C5AZ 5310-AB
																r/b D2OZ 5310-K
65	A(63C, F)-H/D	8	390	2235		x				x		P	N	2 Pink	2	★C5AZ 5310-U
65	A(63F)-H/D	8	390			x					M		A		2	r/b D2OZ 5310-K
65	A(63C, F)-H/D	8	390	2345		x				x		P	A	2 Yellow	2	★C5AZ 5310-W
65	A(63C, F)-H/D	8	390							x	M		A		2	r/b D2OZ 5310-K
65	A(63C)-H/D	8	390			x					M		A		2	
65	A(63C, F)-H/D	8	427	2235		x					M		N	2 Pink	2	★C5AZ 5310-U
																r/b D2OZ 5310-K
					"A(71)" (FORD) -- FROM 11/23/64 TO 5/7/65											
65	A(71A, B, C, D, E)	6	240	1800	x		x		x		M		N	1 Yellow	2	★C5AZ 5310-C
65	A(71A, E)	6	240		x							P	N		2	r/b C6AZ 5310-C
65	A(71A, B, C, D, E)	6	240	1875	x		x		x			P	N	1 Pink	2	★C5AZ 5310-D
65	A(71A)	6	240		x						M		A		2	r/b C6AZ 5310-C
65	A(71A, B, C, D, E)	6	240	1950			x		x		M		A	1 Orange	2	★C5AZ 5310-E
65	A(71A, B, C, D, E)	6	240		x				x			P	A		2	r/b C6AZ 5310-C
65	A(71B, C, E)	6	240		x						M		A		2	
65	A(71A, B, C, D, E)	6	240	2030			x					P	A	1 Brown	2	★C5AZ 5310-F
																r/b C6AZ 5310-C
65	A(71A, B, C, D, E)-H/D	6	240	1845	x		x		x		M		N	2 Green	2	★C5AZ 5310-Y
65	A(71A, B, C, D, E)-H/D	6	240		x				x			P	N		2	Not replaced
65	A(71A, E)-H/D	6	240				x					P	N		2	
65	A(71A, B, C, D, E)-H/D	6	240	1935	x		x		x		M		A	2 Silver	2	★C5AZ 5310-Z
65	A(71A, E)-H/D	6	240		x							P	A		2	Not replaced
65	A(71B, C)-H/D	6	240				x					P	N		2	
65	A(71A, B, C, D, E)-H/D	6	240	2030			x		x			P	A	2 Gold	2	C5AZ 5310-AA
65	A(71B, D)-H/D	6	240		x							P	A		2	

• Recommended to be serviced in pairs only

A - Air Conditioning M - Manual Steering N - Less Air Conditioning P - Power Steering

HALPERT_AUCTIONS

5310 - continued

1965 FRONT SPRING APPLICATION CHART

YEAR	MODEL	ENGINE CYL.	ENGINE C.I.D.	LOAD (LBS.)	TRANSMISSION 3/S	4/S	O/D	F/M/2	C4	C/M	STRG. MANUAL	STRG. POWER	A/C	MARKINGS	QTY.	PART • NUMBER
					"A(71)" (FORD) -- FROM 11/23/64 TO 5/7/65											
65	A(71A, B, C, D, E)	8	289	1800	x				x		M		N	1 Yellow	2	★C5AZ 5310-C
																r/b C6AZ 5310-C
65	A(71A, B, C, D, E)	8	289	1875	x		x		x	x		P	N	1 Pink	2	★C5AZ 5310-D
65	A(71A, B, C, D, E)	8	289				x			x	M		N		2	r/b C6AZ 5310-C
65	A(71A, B, C, D, E)	8	289	1950	x				x		M		A	1 Orange	2	★C5AZ 5310-E
65	A(71A, E)	8	289				x			x	M		A		2	r/b C6AZ 5310-C
65	A(71A, E)	8	289		x						M		N		2	
65	A(71A, B, C, D, E)	8	289	2030	x		x		x	x		P	A	1 Brown	2	★C5AZ 5310-F
65	A(71B, C, D)	8	289				x			x	M		A		2	r/b C6AZ 5310-C
65	A(71A, B, C, D, E)-H/D	8	289	1845	x		x		x	x	M		N	2 Green	2	★C5AZ 5310-Y
65	A(71A, B, C, D, E)-H/D	8	289		x							P	N		2	Not replaced
65	A(71A, E)-H/D	8	289						x			P	N		2	
65	A(71A, B, C, D, E)-H/D	8	289	1935	x				x		M		A	2 Silver	2	★C5AZ 5310-Z
65	A(71A, B, C, D, E)-H/D	8	289				x			x		P	N		2	Not replaced
65	A(71B, C, D)-H/D	8	289						x			P	N		2	
65	A(71A, B, C, D, E)-H/D	8	289	2030	x		x		x	x		P	A	2 Gold	2	C5AZ 5310-AA
65	A(71A, B, C, D, E)-H/D	8	289				x			x	M		A		2	
65	A(71A, B, C, D, E)	8	352	2030	x							P	N	1 Brown	2	★C5AZ 5310-F
65	A(71A, B, C, D, E)	8	352							x	M		N		2	r/b C6AZ 5310-C
65	A(71B, C, D)	8	352		x						M		N		2	
65	A(71A, B, C, D, E)	8	352	2116	x						M		A	1 Green	2	★C5AZ 5310-G
65	A(71A, B, C, D, E)	8	352							x		P	N		2	r/b D2AZ 5310-A
65	A(71A)	8	352							x	M		A		2	
65	A(71A, B, C, D, E)	8	352	2200	x					x		P	A	1 Silver	2	★C5MY 5310-A
65	A(71B, C, D, E)	8	352							x	M		A		2	Not replaced
65	A(71A, B, C, D, E)-H/D	8	352	2030	x						M		N	2 Gold	2	C5AZ 5310-AA
65	A(71A, B, C, D, E)-H/D	8	352		x					x		P	N		2	
65	A(71A, B, C, D, E)-H/D	8	352	2130	x						M		A	2 Violet	2	★C5AZ 5310-AB
65	A(71A,B,C, D, E)-H/D	8	352							x		P	N		2	r/b D2OZ 5310-K
65	A(71A)-H/D	8	352							x	M		A		2	
65	A(71A, B, C, D, E)-H/D	8	352	2235	x					x		P	A	2 Pink	2	★C5AZ 5310-U
65	A(71B, C, D)-H/D	8	352							x	M		A		2	r/b D2OZ 5310-K
65	A(71A, B, C, D, E)	8	390	2030	x	x					M		N	1 Brown	2	★C5AZ 5310-F
65	A(71A, B, C, D, E)	8	390			x						P	N		2	r/b C6AZ 5310-C
65	A(71A, B, C, D, E)	8	390	2116	x						M		A	1 Green	2	★C5AZ 5310-G
65	A(71A, B, C, D, E)	8	390				x			x		P	N		2	r/b D2AZ 5310-A
65	A(71A, B, C, D, E)	8	390	2200	x		x			x		P	A	1 Silver	2	★C5MY 5310-A
65	A(71A, B, C, D, E)	8	390				x			x	M		A		2	Not replaced
65	A(71A, B, C, D, E)-H/D	8	390	2030	x		x			x	M		N	2 Gold	2	C5AZ 5310-AA
65	A(71A, C, D, E)-H/D	8	390		x							P	N		2	
65	A(71A, B, C, D, E)-H/D	8	390	2130	x						M		A	2 Violet	2	★C5AZ 5310-AB
65	A(71A, B, C, D, E)-H/D	8	390				x			x		P	N		2	r/b D2OZ 5310-K
65	A(71B)-H/D	8	390		x							P	N		2	
65	A(71A, B, C, D, E)-H/D	8	390	2235	x		x			x		P	A	2 Pink	2	★C5AZ 5310-U
65	A(71A, B, C, D, E)-H/D	8	390				x			x	M		A		2	r/b D2OZ 5310-K
					"A(71)" (FORD) -- FROM 5/7/65											
65	A(71A, B, C, D, E)	6	240	1730	x		x		x		M		N	1 Blue	2	★C5AZ 5310-B
65	A(71A, D, E)	6	240		x							P	N		2	r/b C6AZ 5310-A
65	A(71A, D)	6	240						x			P	N		2	

• Recommended to be serviced in pairs only

A - Air Conditioning M - Manual Steering N - Less Air Conditioning P - Power Steering

COPYRIGHT © 1975 — FORD MOTOR COMPANY — DEARBORN, MICHIGAN

HALPERT_AUCTIONS

5310 — 1965 FRONT SPRING APPLICATION CHART

YEAR	MODEL	ENGINE CYL.	ENGINE C.I.D.	LOAD (LBS.)	TRANSMISSION 3/S	4/S	O/D	F/M 2	C4	C/M	STRG. MANUAL	STRG. POWER	A/C	MARKINGS	QTY.	PART • NUMBER
					"A(71)" (FORD) -- FROM 5/7/65											
65	A(71A, B, C, D, E)	6	240	1800			x					P	N	1 Yellow	2	★C5AZ 5310-C
65	A(71B, C)	6	240		x				x			P	N		2	r/b C6AZ 5310-C
65	A(71E)	6	240						x			P	N		2	
65	A(71A, D)	6	240		x						M		A		2	
65	A(71B, C, E)	6	240	1875	x						M		A	1 Pink	2	★C5AZ 5310-D
65	A(71A, B, C, D, E)	6	240				x		x		M		A		2	r/b C6AZ 5310-C
65	A(71A, D, E)	6	240				x		x			P	A		2	
65	A(71B)	6	240						x			P	A		2	
65	A(71A, B, C, D, E)	6	240		x							P	A		2	
65	A(71B, C)	6	240	1950			x					P	A	1 Orange	2	★C5AZ 5310-E
65	A(71C)	6	240						x			P	A		2	r/b C6AZ 5310-C
65	A(71A, D)-H/D	6	240	1680	x				x		M		N	2 Red	2	★C5AZ 5310-S
65	A(71E)-H/D	6	240		x						M		N		2	Not replaced
65	A(71B, C)-H/D	6	240	1760	x				x		M		N	2 Blue	2	★C5AZ 5310-T
65	A(71E)-H/D	6	240						x		M		N		2	Not replaced
65	A(71A,B,C,D,E)-H/D	6	240				x				M		N		2	
65	A(71A,B,C,D,E)-H/D	6	240		x		x		x			P	N		2	
65	A(71A,B,C,D,E)-H/D	6	240	1845	x		x		x		M		A	2 Green	2	★C5AZ 5310-Y
																Not replaced
65	A(71A,B,C,D,E)-H/D	6	240	1935	x		x		x			P	A	2 Silver	2	★C5AZ 5310-Z
																Not replaced
65	A(71A, B, C, D, E)	8	289	1730	x						M		N	1 Blue	2	★C5AZ 5310-B
65	A(71A, D, E)	8	289				x		x		M		N		2	r/b C6AZ 5310-A
65	A(71B)	8	289						x		M		N		2	
65	A(71B)	8	289	1800			x				M		N	1 Yellow	2	★C5AZ 5310-C
65	A(71C)	8	289				x		x		M		N		2	r/b C6AZ 5310-C
65	A(71A, B, C, D, E)	8	289							x	M		N		2	
65	A(71A, B, C, D, E)	8	289		x							P	N		2	
65	A(71A, D, E)	8	289				x		x			P	N		2	
65	A(71B)	8	289						x			P	N		2	
65	A(71A, B, D, E)	8	289							x		P	N		2	
65	A(71B, C)	8	289				x					P	N		2	
65	A(71C)	8	289						x			P	N		2	
65	A(71C)	8	289	1875						x		P	N	1 Pink	2	★C5AZ 5310-D
65	A(71A, B, C, D, E)	8	289		x		x		x		M		A		2	r/b C6AZ 5310-C
65	A(71A, D, E)	8	289							x	M		A		2	
65	A(71B, C)	8	289	1950						x	M		A	1 Orange	2	★C5AZ 5310-E
65	A(71A, B, C, D, E)	8	289				x		x	x		P	A		2	r/b C6AZ 5310-C
65	A(71A,B,C,D,E)-H/D	8	289	1760	x		x		x	x	M		N	2 Blue	2	★C5AZ 5310-T
65	A(71A, D, E)-H/D	8	289		x							P	N		2	Not replaced
65	A(71D)-H/D	8	289						x			P	N		2	
65	A(71A,B,C,D,E)-H/D	8	289	1845			x			x		P	N	2 Green	2	★C5AZ 5310-Y
65	A(71A, B, C, E)-H/D	8	289						x			P	N		2	Not replaced
65	A(71B, C)-H/D	8	289		x							P	N		2	
65	A(71A, D, E)-H/D	8	289		x				x		M		A		2	
65	A(71A,B,C,D,E)-H/D	8	289	1935			x			x	M		A	2 Silver	2	★C5AZ 5310-Z
65	A(71B, C)-H/D	8	289		x				x		M		A		2	Not replaced
65	A(71A,B,C,D,E)-H/D	8	289		x		x		x			P	A		2	
65	A(71A, B, D, E)-H/D	8	289							x		P	A		2	
65	A(71C)-H/D	8	289	2030						x		P	A	2 Gold	2	C5AZ 5310-AA
65	A(71A, D)	8	352	1825					x		M		N	1 Pink	2	★C5AZ 5310-D
																r/b C6AZ 5310-C

• Recommended to be serviced in pairs only

A - Air Conditioning M - Manual Steering N - Less Air Conditioning P - Power Steering

HALPERT_AUCTIONS

5310 - continued

1965 FRONT SPRING APPLICATION CHART

YEAR	MODEL	ENGINE CYL.	ENGINE C.I.D.	LOAD (LBS.)	TRANSMISSION 3/S	4/S	O/D	F/M/2	C4	C/M	STRG. MANUAL	STRG. POWER	A/C	MARKINGS	QTY.	● PART NUMBER
					"A(71)" (FORD) -- FROM 5/7/65											
65	A(71A, B, C, D, E)	8	352	1950	x						M		N	1 Orange	2	★C5AZ 5310-E
65	A(71B, C, E)	8	352						x		M		N		2	r/b C6AZ 5310-C
65	A(71A, B, C, D, E)	8	352							x	M		N		2	
65	A(71A, B, C, D, E)	8	352						x			P	N		2	
65	A(71D)	8	352							x		P	N		2	
65	A(71A, D, E)	8	352		x							P	N		2	
65	A(71A, B, C, E)	8	352	2030						x		P	N	1 Brown	2	★C5AZ 5310-F
65	A(71B, C)	8	352		x							P	N		2	r/b C6AZ 5310-C
65	A(71A, B, C, D, E)	8	352						x		M		A		2	
65	A(71A, D, E)	8	352		x						M		A		2	
65	A(71D)	8	352							x	M		A		2	
65	A(71A, B, C, E)	8	352	2116						x	M		A	1 Green	2	★C5AZ 5310-G
65	A(71B, C)	8	352		x						M		A		2	r/b D2AZ 5310-A
65	A(71A, B, C, D, E)	8	352		x				x	x		P	A		2	
65	A(71A,B,C,D,E)-H/D	8	352	1935	x				x	x	M		N	2 Silver	2	★C5AZ 5310-Z Not replaced
65	A(71A,B,C,D,E)-H/D	8	352	2030					x		M		A	2 Gold	2	C5AZ 5310-AA
65	A(71A, D, E)-H/D	8	352		x						M		A		2	
65	A(71D)-H/D	8	352							x	M		A		2	
65	A(71A,B,C,D,E)-H/D	8	352		x					x		P	N		2	
65	A(71B, C)-H/D	8	352						x			P	N		2	
65	A(71A,B,C,D,E)-H/D	8	352	2130	x				x	x		P	A	2 Violet	2	★C5AZ 5310-AB
65	A(71A,B,C,E)-H/D	8	352							x	M		A		2	r/b D2OZ 5310-K
65	A(71B, C)-H/D	8	352		x						M		A		2	
65	A(71A, B, C, D, E)	8	390	1950	x		x			x	M		N	1 Orange	2	★C5AZ 5310-E
65	A(71A, D, E)	8	390		x							P	N		2	r/b C6AZ 5310-C
65	A(71A, B, C, D, E)	8	390	2030			x			x		P	N	1 Brown	2	★C5AZ 5310-F
65	A(71B, C)	8	390		x							P	N		2	r/b C6AZ 5310-C
65	A(71A, D, E)	8	390		x						M		A		2	
65	A(71A, B, C, D, E)	8	390	2116			x			x	M		A	1 Green	2	★C5AZ 5310-G
65	A(71B, C)	8	390		x						M		A		2	r/b D2AZ 5310-A
65	A(71A, B, C, D, E)	8	390		x					x		P	A		2	
65	A(71A, B, D, E)	8	390				x					P	A		2	
65	A(71C)	8	390	2200			x					P	A	1 Silver	2	★C5MY 5310-A Not replaced
65	A(71A,B,C,D,E)-H/D	8	390	1935						x	M		N	2 Silver	2	★C5AZ 5310-Z
35	A(71A, B, D, E)-H/D	8	390				x				M		N		2	Not replaced
65	A(71C)-H/D	8	390	2030			x				M		N	2 Gold	2	C5AZ 5310-AA
65	A(71A, D, E)-H/D	8	390		x						M		A		2	
65	A(71A,B,C,D,E)-H/D	8	390		x		x			x		P	N		2	
65	A(71A,B,C,D,E)-H/D	8	390	2130	x		x			x		P	A	2 Violet	2	★C5AZ 5310-AB
65	A(71B, C)-H/D	8	390		x						M		A		2	r/b D2OZ 5310-K
65	A(71A,B,C,D,E)-H/D	8	390				x			x	M		A		2	
					"A" (FORD) -- FROM 11/23/64											
65	A(76A)	6	240	1950	x		x		x		M		N	1 Orange	2	★C5AZ 5310-E
65	A(76A)	6	240		x							P	N		2	r/b C6AZ 5310-C
65	A(76A)	6	240	2030			x		x			P	N	1 Brown	2	★C5AZ 5310-F
65	A(76A)	6	240		x						M		A		2	r/b C6AZ 5310-C
65	A(76A)	6	240	2116			x		x		M		A	1 Green	2	★C5AZ 5310-G
65	A(76A)	6	240		x				x			P	A		2	r/b D2AZ 5310-A
65	A(76A)	6	240	2200			x					P	A	1 Silver	2	★C5MY 5310-A Not replaced
65	A(76A)-H/D	6	240	1935	x				x		M		N	2 Silver	2	★C5AZ 5310-Z Not replaced
65	A(76A)-H/D	6	240	2030	x		x		x			P	N	2 Gold	2	C5AZ 5310-AA
65	A(76A)-H/D	6	240				x				M		N		2	
65	A(76A)-H/D	6	240	2130	x		x		x		M	P	A	2 Silver	2	★C5AZ 5310-AB r/b D2OZ 5310-K

● Recommended to be serviced in pairs only

A - Air Conditioning M - Manual Steering N - Less Air Conditioning P - Power Steering

COPYRIGHT © 1975 — FORD MOTOR COMPANY — DEARBORN, MICHIGAN

HALPERT_AUCTIONS

5310 - continued — 1965 FRONT SPRING APPLICATION CHART

YEAR	MODEL	ENGINE CYL.	ENGINE C.I.D.	LOAD (LBS.)	TRANSMISSION 3/S	4/S	O/D	F/M/2	C4	C/M	STRG. MANUAL	STRG. POWER	A/C	MARKINGS	QTY.	PART • NUMBER
					"A" (FORD) -- FROM 11/23/64											
65	A(76A)	8	289	1950	x						M		N	1 Orange	2	★C5AZ 5310-E r/b C6AZ 5310-C
65	A(76A)	8	289	2030	x		x		x	x		P	N	1 Brown	2	★C5AZ 5310-F
65	A(76A)	8	289				x			x	M		N		2	r/b C6AZ 5310-C
65	A(76A)	8	289	2116	x		x		x	x	M		A	1 Green	2	★C5AZ 5310-G
65	A(76A)	8	289		x							P	A		2	r/b D2AZ 5310-A
65	A(76A)	8	289	2200			x		x	x		P	A	1 Silver	2	★C5MY 5310-A Not replaced
65	A(76A)-H/D	8	289	1935	x						M		N	2 Silver	2	★C5AZ 5310-Z Not replaced
65	A(76A)-H/D	8	289	2030			x		x	x	M		N	2 Gold	2	C5AZ 5310-AA
65	A(76A)-H/D	8	289		x		x		x	x		P	N		2	
65	A(76A)-H/D	8	289	2130	x		x		x	x	M		A	2 Violet	2	★C5AZ 5310-AB
65	A(76A)-H/D	8	289		x				x			P	A		2	r/b D2OZ 5310-K
65	A(76A)-H/D	8	289	2235			x			x		P	A	2 Pink	2	★C5AZ 5310-U r/b D2OZ 5310-K
65	A(76A)	8	352	2116	x						M		N	1 Green	2	★C5AZ 5310-G r/b D2AZ 5310-A
65	A(76A)	8	352	2200	x					x		P	N	1 Silver	2	★C5MY 5310-A
65	A(76A)	8	352							x	M		N		2	Not replaced
65	A(76A)	8	352	2290	x					x	M		A	2 Orange	2	★C5AZ 5310-AM
65	A(76A)	8	352		x							P	A		2	r/b C6AZ 5310-G
65	A(76A)	8	352	2380						x		P	A	2 Brown	2	★C5AZ 5310-AN r/b C6AZ 5310-G
65	A(76A)-H/D	8	352	2130	x						M		N	2 Violet	2	★C5AZ 5310-AB r/b D2OZ 5310-K
65	A(76A)-H/D	8	352	2235	x					x		P	N	2 Pink	2	★C5AZ 5310-U
65	A(76A)-H/D	8	352							x	M		N		2	r/b D2OZ 5310-K
65	A(76A)-H/D	8	352	2345	x					x	M	P	A	2 Yellow	2	★C5AZ 5310-W r/b D2OZ 5310-K
65	A(76A)	8	390	2116	x						M		N	1 Green	2	★C5AZ 5310-G r/b D2AZ 5310-A
65	A(76A)	8	390	2200	x	x	x			x		P	N	1 Silver	2	★C5MY 5310-A
65	A(76A)	8	390			x	x			x	M		N		2	Not replaced
65	A(76A)	8	390	2290	x	x	x			x	M		A	2 Orange	2	★C5AZ 5310-AM r/b C6AZ 5310-G
65	A(76A)	8	390	2380	x	x	x			x		P	A	2 Brown	2	★C5AZ 5310-AN r/b C6AZ 5310-G
65	A(76A)-H/D	8	390	2130	x						M		N	2 Violet	2	★C5AZ 5310-AB r/b D2OZ 5310-K
65	A(76A)-H/D	8	390	2235	x	x	x			x		P	N	2 Pink	2	★C5AZ 5310-U
65	A(76A)-H/D	8	390			x	x			x	M		N		2	r/b D2OZ 5310-K
65	A(76A)-H/D	8	390	2345	x	x	x			x	M	P	A	2 Yellow	2	★C5AZ 5310-W r/b D2OZ 5310-K
65	A(76A)-H/D	8	427	2235		x					M		N	2 Pink	2	★C5AZ 5310-U r/b D2OZ 5310-K
65	A(76B)	8	289	2030					x		M	P	N	1 Brown	2	★C5AZ 5310-F r/b C6AZ 5310-C
65	A(76B)	8	289	2116					x		M		A	1 Green	2	★C5AZ 5310-G r/b D2AZ 5310-A
65	A(76B)	8	289	2200					x			P	A	1 Silver	2	★C5MY 5310-A Not replaced
65	A(76B)-H/D	8	289	2030					x		M	P	N	2 Gold	2	C5AZ 5310-AA
65	A(76B)-H/D	8	289	2130					x		M		A	2 Violet	2	★C5AZ 5310-AB r/b D2OZ 5310-K
65	A(76B)-H/D	8	289	2235					x			P	A	2 Pink	2	★C5AZ 5310-U r/b D2OZ 5310-K

• Recommended to be serviced in pairs only

A - Air Conditioning M - Manual Steering N - Less Air Conditioning P - Power Steering

HALPERT_AUCTIONS

5310 - continued **1965 FRONT SPRING APPLICATION CHART**

YEAR	MODEL	ENGINE CYL.	ENGINE C.I.D.	LOAD (LBS.)	TRANSMISSION 3/S	4/S	O/D	F/M/2	C4	C/M	STRG. MANUAL	STRG. POWER	A/C	MARKINGS	QTY.	PART • NUMBER
					"A" (FORD) -- FROM 11/23/64											
65	A(76B)	8	352	2200						x	M		N	1 Silver	2	★C5MY 5310-A Not replaced
65	A(76B)	8	352	2290						x		P	N	2 Orange	2	★C5AZ 5310-AM r/b C6AZ 5310-G
65	A(76B)	8	352	2380						x	M	P	A	2 Brown	2	★C5AZ 5310-AN r/b C6AZ 5310-G
65	A(76B)-H/D	8	352	2235						x	M	P	N	2 Pink	2	★C5AZ 5310-U r/b D2OZ 5310-K
65	A(76B)-H/D	8	352	2345						x	M		A	2 Yellow	2	★C5AZ 5310-W r/b D2OZ 5310-K
65	A(76B)-H/D	8	352	2460						x		P	A	1 Blue	2	★C5AZ 5310-AR r/b D2OZ 5310-L
65	A(76B)	8	390	2200		x				x	M		N	1 Silver	2	★C5MY 5310-A Not replaced
65	A(76B)	8	390	2290		x					M		N	2 Orange	2	★C5AZ 5310-AM
65	A(76B)	8	390							x		P	N		2	r/b C6AZ 5310-G
65	A(76B)	8	390	2380		x				x	M	P	A	2 Brown	2	★C5AZ 5310-AN r/b C6AZ 5310-G
65	A(76B)-H/D	8	390	2235		x				x	M		N	2 Pink	2	★C5AZ 5310-U
65	A(76B)-H/D	8	390			x						P	N		2	r/b D2OZ 5310-K
65	A(76B)-H/D	8	390	2345		x				x	M		A	2 Yellow	2	★C5AZ 5310-W r/b D2OZ 5310-K
65	A(76B)-H/D	8	390	2460		x				x		P	A	1 Blue	2	★C5AZ 5310-AR r/b D2OZ 5310-L
65	A(76B)-H/D	8	427	2235		x					M		N	2 Pink	2	★C5AZ 5310-U r/b D2OZ 5310-K
					"B" (FAIRLANE)											
65	B(54, 62)-R.H.	6	200	1585	x				x		M		‡	Silver	1	★C4OZ 5310-A r/b C4OZ 5310-B
65	B(54, 62)-L.H.	6	200	1635	x				x		M		‡	Red	1	C4OZ 5310-B
65	B(54, 62)-R.H.	6	200	1635					x			P	‡	Red	1	C4OZ 5310-B
65	B(54, 62)-L.H.	6	200	1685					x			P	‡	Brown	1	★C4OZ 5310-C r/b C4OZ 5310-B
65	B(54, 62)	8	289	1765	x						M		‡	Silver	2	C3OZ 5310-G
65	B(54, 62)	8	289	1815	x	x	x		x			P	‡	Red or Silver	2	
65	B(54, 62)	8	289			x	x		x		M		÷		2	
65	B(54, 62)-H/D	8	289	1765	x						M		‡	Pink	2	★C3OZ 5310-H r/b C3OZ 5310-K
65	B(54, 62)-H/D	8	289	1815		x	x		x		M		‡	White	2	C3OZ 5310-K
65	B(54, 62)-H/D	8	289	1815	x	x	x		x			P	‡	White	2	C3OZ 5310-K
65	B(54,62)-Special	8	289 4/B			x			x		M	P	‡		2	
65	B(65)-R.H.	6	200	1585	x						M		‡	Silver	1	★C4OZ 5310-A r/b C4OZ 5310-B
65	B(65)-L.H.	6	200	1635	x						M		‡	Red	1	C4OZ 5310-B
65	B(65)-R.H.	6	200	1635					x		M	P	‡	Red	1	C4OZ 5310-B
65	B(65)-L.H.	6	200	1685					x		M	P	‡	Brown	1	★C4OZ 5310-C r/b C4OZ 5310-B
65	B(65)	8	289	1765	x						M		‡	Silver	2	C3OZ 5310-G
65	B(65)	8	289	1815		x	x		x		M		‡	Red or Silver	2	
65	B(65)	8	289	1815	x	x	x		x			P	‡	Red or Silver	2	
65	B(65)-H/D	8	289	1765	x						M		‡	Pink	2	★C3OZ 5310-H r/b C3OZ 5310-K
65	B(65)-H/D	8	289	1815		x	x		x		M		‡	White	2	C3OZ 5310-K
65	B(65)-H/D	8	289	1815	x	x	x		x			P	‡	White	2	C3OZ 5310-K
65	B(65)-Special	8	289 4/B			x			x		M	P	‡		2	

• Recommended to be serviced in pairs only ‡ Used with or without A/cond. - Use C2OZ 5355-A Shim with A/cond.
A - Air Conditioning M - Manual Steering N - Less Air Conditioning P - Power Steering

COPYRIGHT © 1975 — FORD MOTOR COMPANY — DEARBORN, MICHIGAN
FINAL ISSUE

5310 - continued **1965 FRONT SPRING APPLICATION CHART**

YEAR	MODEL	ENGINE CYL.	ENGINE C.I.D.	LOAD (LBS.)	TRANSMISSION 3/S	4/S	O/D	F/M/2	C4	C/M	STRG. MANUAL	STRG. POWER	A/C	MARKINGS	QTY.	PART • NUMBER
					"B" (FAIRLANE)											
65	B(71)	6	200	1550	x				x		M		‡	Violet	2	★C3OZ 5310-A
																Not replaced
65	B(71)	6	200	1610					x			P	‡	Yellow	2	★C2OZ 5310-A
																Not replaced
65	B(71)-H/D	6	200	1550	x				x		M		‡	2 Yellow	2	★C3OZ 5310-C
																r/b C4OZ 5310-B
65	B(71)-H/D	6	200	1635					x			P	‡	Red	2	C4OZ 5310-B
65	B(71)	8	289	1660	x						M		‡	Green	2	★C2OZ 5310-B
																Not replaced
65	B(71)	8	289	1700			x				M		‡	Brown	2	★C3OZ 5310-B
65	B(71)	8	289		x							P	‡		2	r/b C3OZ 5310-G
65	B(71)	8	289	1765					x		M	P	‡	Silver	2	C3OZ 5310-G
65	B(71)	8	289				x					P	‡		2	
65	B(71)-H/D	8	289	1635	x						M		‡	Red	2	C4OZ 5310-B
65	B(71)-H/D	8	289	1700			x				M		‡	2 Green	2	★C3OZ 5310-D
65	B(71)-H/D	8	289		x							P	‡		2	r/b C3OZ 5310-K
65	B(71)-H/D	8	289	1765					x		M	P	‡	Pink	2	★C3OZ 5310-H
65	B(71)-H/D	8	289				x					P	‡		2	r/b C3OZ 5310-K
					"F" (MUSTANG) -- BEFORE 8/20/64											
65	F(65)	6	170	1304	x	x			x		M		N	Pink	2	★C5ZZ 5310-A
																r/b C5ZZ 5310-B
65	F(65)	6	170	1304	x							P	N	Pink	2	★C5ZZ 5310-A
																r/b C5ZZ 5310-B
65	F(65)	6	170	1369		x			x			P	N	Green	2	C5ZZ 5310-B
65	F(65)	6	170	1369	x						M		A	Green	2	C5ZZ 5310-B
65	F(65)	6	170	1438	x	x			x			P	A	Violet	2	★C5ZZ 5310-D
																r/b C5ZZ 5310-C
65	F(65)	6	170	1438		x			x		M		A	Violet	2	★C5ZZ 5310-D
																r/b C5ZZ 5310-C
65	F(65)	6	200	1279		x					M		N	Pink	2	★C5ZZ 5310-A
																r/b C5ZZ 5310-B
65	F(65)	8	260	1438	x				x		M		N	Violet	2	★C5ZZ 5310-D
																r/b C5ZZ 5310-C
65	F(65)	8	260	1438	x							P	N	Violet	2	★C5ZZ 5310-D
																r/b C5ZZ 5310-C
65	F(65)	8	260	1438	x	x			x		M		N	Red	2	★C5ZZ 5310-F
																r/b C5ZZ 5310-E
65	F(65)	8	260	1516					x			P	N	Gray	2	C5ZZ 5310-C
65	F(65)	8	260	1516	x				x		M		A	Gray	2	C5ZZ 5310-C
65	F(65)	8	260	1516	x	x			x		M	P	N	Brown	2	C5ZZ 5310-E
65	F(65)	8	260	1516	x	x			x		M	P	A	Brown	2	C5ZZ 5310-E
65	F(65)	8	260	1516	x				x			P	A	Gray	2	*C5ZZ 5310-C
65	F(65)	8	289 4/B	1438		x			x		M		N	Violet	2	★C5ZZ 5310-D
																r/b C5ZZ 5310-C
65	F(65)	8	289 4/B	1516		x			x			P	N	Gray	2	C5ZZ 5310-C
65	F(65)	8	289 4/B	1516		x			x		M		A	Gray	2	C5ZZ 5310-C
65	F(65)	8	289 4/B	1516		x			x			P	A	Gray	2	*C5ZZ 5310-C
65	F(65) Special	8	289 4/B	1438		x					M		N	Red	2	★C5ZZ 5310-F
																r/b C5ZZ 5310-E
65	F(65) Special	8	289 4/B	1516		x						P	N	Brown	2	C5ZZ 5310-E
65	F(65) Special	8	289 4/B	1516		x					M		A	Brown	2	C5ZZ 5310-E
65	F(65) Special	8	289 4/B	1516		x						P	A	Brown	2	*C5ZZ 5310-E

• Recommended to be serviced in pairs only ‡ Used with or without A/cond. - Use C2OZ 5355-A Shim with A/cond.
* Used with C4DZ 5355-A Shim A - Air Conditioning M - Manual Steering N - Less Air Conditioning P - Power Steering

HALPERT_AUCTIONS

5310 - continued

1965 FRONT SPRING APPLICATION CHART

YEAR	MODEL	ENGINE CYL.	ENGINE C.I.D.	LOAD (LBS.)	TRANSMISSION 3/S	4/S	O/D	F/M/2	C4	C/M	STRG. MANUAL	STRG. POWER	A/C	MARKINGS	QTY.	PART • NUMBER
					"F" (MUSTANG) -- BEFORE 8/20/64											
65	F(76)	6	170	1304	x	x			x		M		N	Pink	2	★C5ZZ 5310-A
																r/b C5ZZ 5310-B
65	F(76)	6	170	1369	x	x						P	N	Green	2	C5ZZ 5310-B
65	F(76)	6	170	1438	x							P	A	Violet	2	★C5ZZ 5310-D
																r/b C5ZZ 5310-C
65	F(76)	6	170	1438					x			P	N	Violet	2	★C5ZZ 5310-D
																r/b C5ZZ 5310-C
65	F(76)	6	170	1438	x	x			x		M		A	Violet	2	★C5ZZ 5310-D
																r/b C5ZZ 5310-C
65	F(76)	6	170	1516		x			x			P	A	Gray	2	C5ZZ 5310-C
65	F(76)	8	260	1516	x				x		M	P	N	Gray	2	C5ZZ 5310-C
65	F(76)	8	260	1516	x	x			x		M	P	N	Brown	2	C5ZZ 5310-E
65	F(76)	8	260	1516	x	x			x		M	P	A	Brown	2	C5ZZ 5310-E
65	F(76)	8	260	1516	x				x		M	P	A	Gray	2	*C5ZZ 5310-C
65	F(76)	8	289 4/B	1516		x			x		M	P	N	Gray	2	C5ZZ 5310-C
65	F(76) Special	8	289 4/B	1516	x	x					M	P	N	Brown	2	C5ZZ 5310-E
65	F(76)	8	289 4/B	1516		x			x		M	P	A	Gray	2	*C5ZZ 5310-C
65	F(76) Special	8	289 4/B	1491	x	x					M	P	A	Brown	2	*C5ZZ 5310-E
					"F" (MUSTANG) -- FROM 8/20/64 TO 4/1/65											
65	F(63,65)	6	200	1279	x						M		N	Pink	2	★C5ZZ 5310-A
65	F(65)	6	200			x					M		N		2	r/b C5ZZ 5310-B
65	F(63,65)	6	200	1344	x	x			x			P	N	Green	2	C5ZZ 5310-B
65	F(63,65)	6	200		x						M		A		2	
65	F(63)	6	200	1344		x			x		M		N	Green	2	C5ZZ 5310-B
65	F(65)	6	200			x					M		A		2	
65	F65)	6	200						x		M		N		2	
65	F(63,65)	6	200	1413	x	x			x			P	A	Violet	2	★C5ZZ 5310-D
																r/b C5ZZ 5310-C
65	F(63,65)	6	200	1413					x		M		A	Violet	2	★C5ZZ 5310-D
65	F(63)	6	200			x					M		A		2	r/b C5ZZ 5310-C
65	F(63,65)	8	289	1413	x						M		N	Violet	2	★C5ZZ 5310-D
																r/b C5ZZ 5310-C
65	F(63,65)	8	289	1490	x							P	N	Gray	2	C5ZZ 5310-C
65	F(63,65)	8	289		x						M		A		2	
65	F(63,65)	8	289			x			x		M	P	N		2	
65	F(63,65)	8	289	1490	x	x			x			P	A	Gray	2	*C5ZZ 5310-C
65	F(63,65)	8	289			x			x		M		A		2	
65	F(63,65) Special	8	289 4/B	1413	x	x					M		N	Red	2	★C5ZZ 5310-F
																r/b C5ZZ 5310-E
65	F(63,65) Special	8	289 4/B	1491	x	x						P	N	Brown	2	C5ZZ 5310-E
65	F(63,65) Special	8	289 4/B		x	x					M		A		2	
65	F(63,65) Special	8	289 4/B	1491	x	x						P	A	Brown	2	*C5ZZ 5310-E
65	F(76)	6	200	1344	x						M	P	N	Green	2	C5ZZ 5310-B
65	F(76)	6	200			x					M		N		2	
65	F(76)	6	200						x		M		N		2	
65	F(76)	6	200	1490		x						P	A	Gray	2	C5ZZ 5310-C
65	F(76)	6	200						x			P	A		2	
65	F(76)	6	200	1413	x						M	P	A	Violet	2	★C5ZZ 5310-D
65	F(76)	6	200			x						P	N		2	r/b C5ZZ 5310-C
65	F(76)	6	200			x					M		A		2	
65	F(76)	6	200						x			P	N		2	
65	F(76)	6	200						x		M		A		2	

* Used with C4DZ 5355-A Shim
• Recommended to be serviced in pairs only
A - Air Conditioning
M - Manual Steering
N - Less Air Conditioning
P - Power Steering

COPYRIGHT © 1975 — FORD MOTOR COMPANY — DEARBORN, MICHIGAN
FINAL ISSUE

HALPERT_AUCTIONS

5310 - continued — 1965 FRONT SPRING APPLICATION CHART

YEAR	MODEL	ENGINE CYL.	ENGINE C.I.D.	LOAD (LBS.)	TRANSMISSION 3/S	4/S	O/D	F/M/2	C4	C/M	STRG. MANUAL	STRG. POWER	A/C	MARKINGS	QTY.	PART • NUMBER
					''F'' (MUSTANG) -- FROM 8/20/64 TO 4/1/65											
65	F(76)	8	289	1490	x	x			x		M		N	Gray	2	C5ZZ 5310-C
65	F(76)	8	289		x							P	N		2	
65	F(76)	8	289	1490	x	x				x	M		A	Gray	2	*C5ZZ 5310-C
65	F(76)	8	289		x	x			x			P	A		2	
65	F(76)	8	289			x			x			P	N		2	
65	F(76) Special	8	289 4/B	1516	x	x					M	P	A	Brown	2	* C5ZZ 5310-E
65	F(76) Special	8	289 4/B	1491	x	x					M	P	N	Brown	2	C5ZZ 5310-E
					''F'' (MUSTANG) -- FROM 4/1/65											
65	F(63, 65)	6	200	1279	x	x			x		M		N	Pink	2	★C5ZZ 5310-A r/b C5ZZ 5310-B
65	F(63, 65)	6	200	1344	x	x			x		M	P	A	Green	2	C5ZZ 5310-B
65	F(63, 65)	6	200		x	x			x			P	N		2	
65	F(63, 65)	8	289	1413	x	x			x		M	P	N	Violet	2	★C5ZZ 5310-D r/b C5ZZ 5310-C
65	F(63, 65)	8	289	1491	x	x			x		M	P	A	Gray	2	C5ZZ 5310-C
65	F(63, 65) Special	8	289 4/B	1413	x	x					M		N	Red	2	★C5ZZ 5310-F
65	F(63, 65) GT	8	289 4/B		x	x			x		M	P	N		2	r/b C5ZZ 5310-E
65	F(63, 65) GT	8	289 4/B	1491	x	x			x		M	P	A	Brown	2	C5ZZ 5310-E
65	F(76)	6	200	1279	x						M		N	Pink	2	★C5ZZ 5310-A r/b C5ZZ 5310-B
65	F(76)	6	200	1344		x			x		M	P	N	Green	2	C5ZZ 5310-B
65	F(76)	6	200		x							P	N		2	
65	F(76)	6	200	1413	x	x			x		M	P	A	Violet	2	★C5ZZ 5310-D r/b C5ZZ 5310-C
65	F(76)	8	289	1491	x	x			x		M		N	Gray	2	C5ZZ 5310-C
65	F(76)	8	289		x	x			x		M		A		2	
65	F(76)	8	289	1491		x			x			P	N	Gray	2	*C5ZZ 5310-C
65	F(76)	8	289		x	x			x			P	A		2	
65	F(76) Special	8	289 4/B	1491	x	x					M		N	Brown	2	C5ZZ 5310-E
65	F(76) GT	8	289 4/B	1491	x	x			x					Brown	2	C5ZZ 5310-E
					''S'' (THUNDERBIRD)											
65	S	8	390	2360						x		P	A	Silver	2	★C4SZ 5310-D
65	S	8	390							x		P	N		2	r/b C4SZ 5310-E
65	S	8	390	2460						x		P	A	Purple	2	C4SZ 5310-E
65	S-H/D(with trailer hauling pkg.)	8	390	2560						x		P		Blue or Yellow	2	★C4SZ 5310-F
65	S-H/D	8	390							x		P	A		2	r/b C3SZ 5310-C
					''X'' (FALCON)											
65	X(54)	6	170	1370	x				x		M	P	N	Tan	2	★C4DZ 5310-A r/b C3DZ 5310-U
65	X(54)	6	170	1383	x				x		M	P	A	Orange	2	★C4DZ 5310-B r/b C3DZ 5310-U
65	X(54)	6	200	1370	x						M	P	N	Tan	2	★C4DZ 5310-A
65	X(54)	6	200						x		M		N		2	r/b C3DZ 5310-U
65	X(54)	6	200	1383	x				x		M	P	A	Orange	2	★C4DZ 5310-B
65	X(54)	6	200						x			P	N		2	r/b C3DZ 5310-U
65	X(54)	8	289 2/B	1460	x				x		M	P	N	Brown	2	C3DZ 5310-AA
65	X(54)	8	289 2/B			x					M		N		2	
65	X(54A)	8	289 2/B			x						P	N		2	
65	X(54)	8	289 2/B	1585	x	x			x		M	P	A	Gray	2	★C3DZ 5310-AB
65	X(54B, D)	8	289 2/B			x						P	N		2	r/b C3DZ 5310-AC

* Used with C4DZ 5355-A Shim • Recommended to be serviced in pairs only

A - Air Conditioning M - Manual Steering N - Less Air Conditioning P - Power Steering

HALPERT_AUCTIONS

5310 - continued

1965 FRONT SPRING APPLICATION CHART

YEAR	MODEL	ENGINE CYL.	ENGINE C.I.D.	LOAD (LBS.)	TRANSMISSION 3/S	4/S	O/D	F/M 2	C4	C/M	STRG. MANUAL	STRG. POWER	A/C	MARKINGS	QTY.	PART • NUMBER
								"X" (FALCON)								
65	X(59)	6	170	1196	x				x		M	P	N	Red	2	C3DZ 5310-Y
65	X(59)	6	170	1275	x				x		M	P	A	Yellow	2	C3DZ 5310-Z
65	X(59)	6	200	1196	x				x		M	P	N	Red	2	C3DZ 5310-Y
65	X(59)	6	200	1275	x				x		M	P	A	Yellow	2	C3DZ 5310-Z
65	X(59)	8	289 2/B	1370	x				x		M	P	N	Silver	2	C3DZ 5310-U
65	X(59)	8	289 2/B	1460	x				x		M	P	A	Brown	2	C3DZ 5310-AA
65	X(62)	6	170	1370	x				x		M	P	N	Tan	2	★C4DZ 5310-A r/b C3DZ 5310-U
65	X(62)	6	170	1275	x				x		M	P	A	Orange	2	★C4DZ 5310-B r/b C3DZ 5310-U
65	X(62)	6	200	1370	x				x		M	P	N	Tan	2	★C4DZ 5310-A r/b C3DZ 5310-U
65	X(62)	6	200	1275	x				x		M	P	A	Orange	2	★C4DZ 5310-B r/b C3DZ 5310-U
65	X(62)	8	289 2/B	1460	x	x			x		M	P	N	Brown	2	C3DZ 5310-AA
65	X(62)	8	289 2/B	1585	x	x			x		M	P	A	Gray	2	★C3DZ 5310-AB r/b C3DZ 5310-AC
65	X(63B)	6	170	1370	x						M		N	Tan	2	★C4DZ 5310-A r/b C3DZ 5310-U
65	X(63B)	6	170	1275	x						M	P	A	Orange	2	★C4DZ 5310-B
65	X(63B)	6	170		x				x			P	N		2	r/b C3DZ 5310-U
65	X(63B)	6	170						x		M		A		2	
65	X(63B)	6	170						x		M		N		2	
65	X(63B)	6	170						x			P	A		2	
65	X(63B)	6	200	1370	x						M		N	Tan	2	★C4DZ 5310-A r/b C3DZ 5310-U
65	X(63B)	6	200	1275					x		M		N	Orange	2	★C4DZ 5310-B
65	X(63B)	6	200		x				x		"	P	N		2	r/b C3DZ 5310-U
65	X(63B)	6	200		x				x		M	P	A		2	
65	X(63B)	8	289 2/B	1460	x				x		M	P	N	Brown	2	C3DZ 5310-AA
65	X(63B)	8	289 2/B			x					M		N		2	
65	X(63B)	8	289 2/B	1585	x	x			x		M	P	A	Gray	2	★C3DZ 5310-AB
65	X(63B)	8	289 2/B			x						P	N		2	r/b C3DZ 5310-AC
65	X(66)	6	170	1196	x						M	P	N	Red	2	C3DZ 5310-Y
65	X(66)	6	170						x		M		N		2	
65	X(66)	6	170	1275	x						M	P	A	Yellow	2	C3DZ 5310-Z
65	X(66)	6	170						x			P	N		2	
65	X(66)	6	170						x		M		A		2	
65	X(66)	6	170	1370					x			P	A	Silver	2	C3DZ 5310-U
65	X(66)	6	200	1196	x						M	P	N	Red	2	C3DZ 5310-Y
65	X(66)	6	200						x		M		N		2	
65	X(66)	6	200	1275	x						M	P	A	Yellow	2	C3DZ 5310-Z
65	X(66)	6	200						x			P	N		2	
65	X(66)	6	200						x		M		A		2	
65	X(66)	6	200	1370					x			P	A	Silver	2	C3DZ 5310-U

• Recommended to be serviced in pairs only

A - Air Conditioning M - Manual Steering N - Less Air Conditioning P - Power Steering

COPYRIGHT © 1975 — FORD MOTOR COMPANY — DEARBORN, MICHIGAN

5310 - continued — 1965 FRONT SPRING APPLICATION CHART

YEAR	MODEL	ENGINE CYL.	ENGINE C.I.D.	LOAD (LBS.)	TRANSMISSION 3/S	4/S	O/D	F/M/2	C4	C/M	STRG. MANUAL	STRG. POWER	A/C	MARKINGS	QTY.	PART • NUMBER
								"X" (FALCON)								
65	X(66)	8	289	1370	x						M	P	N	Silver	2	C3DZ 5310-U
65	X(66)	8	289			x			x		M		N		2	
65	X(66)	8	289	1460	x						M	P	A	Brown	2	C3DZ 5310-AA
65	X(66)	8	289			x			x			P	N		2	
65	X(66)	8	289			x			x		M		A		2	
65	X(66)	8	289						x			P	A		2	
65	X(66)	8	289	1585		x						P	A	Gray	2	★C3DZ 5310-AB
																r/b C3DZ 5310-AC
65	X(71)	6	170	1196	x						M	P	N	Red	2	C3DZ 5310-Y
65	X(71)	6	170						x		M		N		2	
65	X(71A)	6	170						x			P	N		2	
65	X(71)	6	170	1275	x						M	P	A	Yellow	2	C3DZ 5310-Z
65	X(71B, C)	6	170						x			P	N		2	
65	X(71)	6	170						x		M		A		2	
65	X(71)	6	170	1370					x			P	A	Silver	2	C3DZ 5310-U
65	X(71)	6	200	1196	x						M	P	N	Red	2	C3DZ 5310-Y
65	X(71)	6	200						x		M		N		2	
65	X(71)	6	200	1275	x						M	P	A	Yellow	2	C3DZ 5310-Z
65	X(71)	6	200						x			P	N	Yellow	2	
65	X(71)	6	200						x		M		A	Yellow	2	
65	X(71)	6	200	1370					x			P	A	Silver	2	C3DZ 5310-U
65	X(71)	8	289	1370	x				x		M	P	N	Silver	2	C3DZ 5310-U
65	X(71)	8	289	1460	x				x		M	P	A	Brown	2	C3DZ 5310-AA
65	X(76A)	6	170	1275	x				x		M	P	N	Orange	2	★C4DZ 5310-B
65	X(76A)	6	170		x						M		A		2	r/b C3DZ 5310-U
65	X(76A)	6	170		x				x			P	A		2	
65	X(76A)	6	170						x		M		A		2	
65	X(76A)	6	200	1275	x				x		M	P	N	Orange	2	★C4DZ 5310-B
65	X(76A)	6	200		x				x		M	P	A		2	r/b C3DZ 5310-U
65	X(76A)	8	289	1460	x						M		N	Brown	2	C3DZ 5310-AA
65	X(76A)	8	289	1585	x	x			x			P	N	Gray	2	★C3DZ 5310-AB
65	X(76A)	8	289		x	x			x		M	P	A		2	r/b C3DZ 5310-AC
65	X(76A)	8	289			x			x		M		N		2	
65	X(78)	6	170	1196	x				x		M	P	N	Red	2	C3DZ 5310-Y
65	X(78)	6	170	1275	x				x		M	P	A	Yellow	2	C3DZ 5310-Z
65	X(78)	6	200	1196	x				x		M	P	N	Red	2	C3DZ 5310-Y
65	X(78)	6	200	1275	x						M	P	A	Yellow	2	C3DZ 5310-Z
65	X(78)	6	200						x		M		A		2	
65	X(78)	6	200	1370					x			P	A	Silver	2	C3DZ 5310-U
65	X(78)	8	289	1370	x	x			x		M	P	N	Silver	2	C3DZ 5310-U
65	X(78)	8	289	1460	x	x			x		M	P	A	Brown	2	C3DZ 5310-AA

• Recommended to be serviced in pairs only

A - Air Conditioning M - Manual Steering N - Less Air Conditioning P - Power Steering

HALPERT_AUCTIONS

5310 SPRING (FRONT COIL) 1966 FRONT SPRING APPLICATION CHART

YEAR	MODEL	ENGINE CYL.	ENGINE C.I.D.	LOAD (LBS.)	TRANSMISSION 3/S	4/S	O/D	C6	C4	C/M	STRG. MANUAL	STRG. POWER	A/C	MARKINGS	QTY.	●PART NUMBER
"A" (FORD) -- WITHOUT THERMACTOR - BEFORE 2/14/66																
66	A(54A, B, E)	6	240	1800	x		x		x		M		N	Yellow Green	2	C6AZ 5310-A
66	A(54B)	6	240		x		x		x			P	N		2	
66	A(54E)	6	240		x		x		x			P	N		2	
66	A(54A)	6	240		x		x		x			P	N		2	
66	A(54B)	6	240		x				x		M		A		2	
66	A(54A, E)	6	240	1950	x		x		x		M		A	Yellow Violet	2	C6AZ 5310-C
66	A(54B)	6	240				x				M		A		2	
66	A(54A, B, E)	6	240		x				x			P	A		2	
66	A(54B, E)	6	240				x					P	A		2	
66	A(54A)	6	240	2030			x					P	A	Red Green	2	C6AZ 5310-D
66	A(54A, B, E)-H/D	6	240	1845	x						M		N	Gold Red	2	C6AZ 5310-L
66	A(54A, B, E)-H/D	6	240				x		x		M		N		2	
66	A(54A, B, E)-H/D	6	240		x		x		x			P	N		2	
66	A(54A, B, E)-H/D	6	240	1935	x		x		x		M		A	Gold Violet	2	★C6AZ 5310-M
66	A(54A, B, E)-H/D	6	240		x							P	A		2	r/b C6AZ 5310-N
66	A(54B)-H/D	6	240				x		x			P	A		2	
66	A(54A, E)-H/D	6	240	2030			x		x			P	A	Gold Orange	2	C6AZ 5310-N
66	A(54A, B, E)	8	289	1800	x				x		M		N	Yellow Green	2	C6AZ 5310-A
66	A(54B)	8	289				x			x	M		N		2	
66	A(54A, E)	8	289				x			x	M		N		2	
66	A(54A, B, E)	8	289		x		x		x	x		P	N		2	
66	A(54A, B, E)	8	289	1950	x		x		x		M		A	Yellow Violet	2	C6AZ 5310-C
66	A(54B, E)	8	289							x	M		A		2	
66	A(54B)	8	289		x							P	A		2	
66	A(54A)	8	289	2030						x	M		A	Red Green	2	C6AZ 5310-D
66	A(54A, B, E)	8	289				x		x	x		P	A		2	
66	A(54A, E)	8	289		x							P	A		2	
66	A(54A, B, E)-H/D	8	289	1845	x		x		x	x	M		N	Gold Red	2	C6AZ 5310-L
66	A(54A, B, E)-H/D	8	289		x							P	N		2	
66	A(54B)-H/D	8	289				x		x			P	N		2	
66	A(54E)	8	289						x			P	N		2	
66	A(54A, E)-H/D	8	289	1935			x			x		P	N	Gold Violet	2	★C6AZ 5310-M
66	A(54A)-H/D	8	289						x			P	N		2	r/b C6AZ 5310-N
66	A(54B)-H/D	8	289							x		P	N		2	
66	A(54A, B, E)-H/D	8	289		x				x		M		A		2	
66	A(54B)-H/D	8	289				x			x	M		A		2	
66	A(54E)-H/D	8	289				x				M		A		2	
66	A(54A)-H/D	8	289	2030			x			x	M		A	Gold Orange	2	C6AZ 5310-N
66	A(54E)-H/D	8	289							x	M		A		2	
66	A(54A, B, E)-H/D	8	289		x		x			x		P	A		2	
66	A(54A, B, E)	8	352	2030						x	M		N	Red Green	2	C6AZ 5310-D
66	A(54B)	8	352							x		P	N		2	
66	A(54A, E)	8	352	2116						x		P	N	Red Violet	2	★C6AZ 5310-E
66	A(54B, E)	8	352							x	M		A		2	r/b D2AZ 5310-A
66	A(54A)	8	352	2200						x	M		A	Yellow Orange	2	★C6AZ 5310-F
66	A(54A, B, E)	8	352							x		P	A		2	r/b D2AZ 5310-A
66	A(54A, B, E)-H/D	8	352	2030						x	M		N	Gold Orange	2	C6AZ 5310-N
66	A(54B)-H/D	8	352							x		P	N		2	
66	A(54A, E)-H/D	8	352	2130						x		P	N	Gold Brown	2	C6AZ 5310-R
66	A(54A, B, E)-H/D	8	352							x	M		A		2	
66	A(54A, B, E)-H/D	8	352	2235						x		P	A	Gold Pink	2	C6AZ 5310-S

● Recommended to be serviced in pairs only
A - Air Conditioning M - Manual Steering N - Less Air Conditioning P - Power Steering

May, 1975

COPYRIGHT © 1975 — FORD MOTOR COMPANY — DEARBORN, MICHIGAN

FINAL ISSUE

HALPERT_AUCTIONS

5310 - continued 1966 FRONT SPRING APPLICATION CHART

YEAR	MODEL	ENGINE CYL.	ENGINE C.I.D.	LOAD (LBS.)	TRANSMISSION 3/S	4/S	O/D	C6	C4	C/M	STRG. MANUAL	STRG. POWER	A/C	MARKINGS	QTY.	• PART NUMBER
					"A" (FORD) -- WITHOUT THERMACTOR - BEFORE 2/14/66 - continued											
66	A(54A, B, E)-H/D	8	352	2030						x	M		N	2 Gold	2	⁂C5AZ 5310-AA
66	A(54B)-H/D	8	352							x		P	N		2	
66	A(54A, E)-H/D	8	352	2130						x		P	N	2 Violet	2	★⁂C5AZ 5310-AB
66	A(54A, B, E)-H/D	8	352							x	M		A		2	r/b D2OZ 5310-K
66	A(54A, B, E)-H/D	8	352	2235						x		P	A	2 Pink	2	★⁂C5AZ 5310-U
																r/b D2OZ 5310-K
66	A(54A, B, E)	8	390 2/B	2030	x			x		x	M		N	Red Green	2	C6AZ 5310-D
66	A(54A, B, E)	8	390 2/B		x							P	N		2	
66	A(54B)	8	390 2/B					x		x		P	N		2	
66	A(54E)	8	390 2/B					x				P	N		2	
66	A(54A)	8	390 2/B	2116				x		x		P	N	Red Violet	2	★C6AZ 5310-E
66	A(54E)	8	390 2/B							x		P	N		2	r/b D2AZ 5310-A
66	A(54A, B, E)	8	390 2/B		x			x			M		A		2	
66	A(54B)	8	390 2/B							x	M		A		2	
66	A(54A, E)	8	390 2/B	2200						x	M		A	Yellow Orange	2	★C6AZ 5310-F
66	A(54A, B, E)	8	390 2/B		x			x		x		P	A		2	r/b D2AZ 5310-A
66	A(54A, B, E)-H/D	8	390 2/B	2030	x			x		x	M		N	Gold Orange	2	C6AZ 5310-N
66	A(54A, B, E)-H/D	8	390 2/B		x							P	N		2	
66	A(54B)-H/D	8	390 2/B					x		x		P	N		2	
66	A(54E)-H/D	8	390 2/B					x				P	N		2	
66	A(54A)-H/D	8	390 2/B	2130				x		x		P	N	Gold Brown	2	C6AZ 5310-R
66	A(54E)-H/D	8	390 2/B							x		P	N		2	
66	A(54A, B, E)-H/D	8	390 2/B		x			x		x	M		A		2	
66	A(54A, B, E)-H/D	8	390 2/B	2235	x			x		x		P	A	Gold Pink	2	C6AZ 5310-S
66	A(54A, B, E)-H/D	8	390 2/B	2030				x		x	M		N	2 Gold	2	⁂C5AZ 5310-AA
66	A(54B)-H/D	8	390 2/B							x		P	N		2	
66	A(54B, E)-H/D	8	390 2/B					x				P	N		2	
66	A(54A, E)-H/D	8	390 2/B	2130						x		P	N	2 Violet	2	★⁂C5AZ 5310-AB
66	A(54A)-H/D	8	390 2/B					x				P	N		2	r/b D2OZ 5310-K
66	A(54A, B, E)-H/D	8	390 2/B					x		x	M		A		2	
66	A(54A, B, E)-H/D	8	390 2/B	2235				x		x		P	A	2 Pink	2	★⁂C5AZ 5310-U
																r/b D2OZ 5310-K
66	A(54A, B, E)	8	390 4/B	2030	x	x	x	x		x	M		N	Red Green	2	C6AZ 5310-D
66	A(54B)	8	390 4/B		x	x		x		x		P	N		2	
66	A(54E)	8	390 4/B		x							P	N		2	
66	A(54A)	8	390 4/B	2116	x	x	x	x		x		P	N	Red Violet	2	★C6AZ 5310-E
66	A(54B)	8	390 4/B				x					P	N		2	r/b D2AZ 5310-A
66	A(54E)	8	390 4/B			x	x	x		x		P	N		2	
66	A(54A, B, E)	8	390 4/B		x						M		A		2	
66	A(54B)	8	390 4/B			x	x	x		x	M		A		2	
66	A(54E)	8	390 4/B			x		x			M		A		2	
66	A(54A)	8	390 4/B	2200		x	x	x		x	M		A	Yellow Orange	2	★C6AZ 5310-F
66	A(54E)	8	390 4/B				x			x	M		A		2	r/b D2AZ 5310-A
66	A(54A, B, E)	8	390 4/B		x	x	x	x		x		P	A		2	
66	A(54A, B, E)-H/D	8	390 4/B	2030	x	x	x	x		x	M		N	Gold Orange	2	C6AZ 5310-N
66	A(54B)-H/D	8	390 4/B		x	x		x		x		P	N		2	
66	A(54E)-H/D	8	390 4/B		x							P	N		2	
66	A(54A)-H/D	8	390 4/B	2130	x	x	x	x		x		P	N	Gold Brown	2	C6AZ 5310-R
66	A(54B)-H/D	8	390 4/B				x					P	N		2	
66	A(54E)-H/D	8	390 4/B			x	x	x		x		P	N		2	
66	A(54A, B, E)-H/D	8	390 4/B		x	x		x		x	M		A		2	
66	A(54B, E)-H/D	8	390 4/B				x				M		A		2	

⁂ Must be used with high speed ride & handling package for Police use only

• Recommended to be serviced in pairs only

A - Air Conditioning M - Manual Steering N - Less Air Conditioning P - Power Steering

HALPERT_AUCTIONS

5310 - continued

1966 FRONT SPRING APPLICATION CHART

YEAR	MODEL	ENGINE CYL.	ENGINE C.I.D.	LOAD (LBS.)	TRANSMISSION 3/S	4/S	O/D	C6	C4	C/M	STRG. MANUAL	STRG. POWER	A/C	MARKINGS	QTY.	• PART NUMBER
					"A" (FORD) -- WITHOUT THERMACTOR - BEFORE 2/14/66 - continued											
66	A(54A)-H/D	8	390 4/B	2235			x				M		A	Gold Pink	2	C6AZ 5310-S
66	A(54A, B, E)-H/D	8	390 4/B		x	x	x	x		x		P	A		2	
66	A(54A, B, E)-H/D	8	390 4/B	2030	x	x		x		x	M		N	2 Gold	2	⁂C5AZ 5310-AA
66	A(54B, E)-H/D	8	390 4/B		x							P	N		2	
66	A(54B)-H/D	8	390 4/B			x		x		x		P	N		2	
66	A(54A)-H/D	8	390 4/B	2130	x							P	N	2 Violet	2	★⁂C5AZ 5310-AB
66	A(54A, E)-H/D	8	390 4/B			x		x		x		P	N		2	r/b D2OZ 5310-K
66	A(54A, B, E)-H/D	8	390 4/B		x	x		x		x	M		A		2	
66	A(54A, B, E)-H/D	8	390 4/B	2235	x	x		x		x		P	A	2 Pink	2	★⁂C5AZ 5310-U r/b D2OZ 5310-K
66	A(54B, E)	8	427	2030		x					M		N	Gold Orange	2	C6AZ 5310-N
66	A(54A)	8	427	2130		x					M		N	Gold Brown	2	C6AZ 5310-R
66	A(54A, B, E)	8	427			x						P	N		2	
66	A(54A, B, E)	8	427	2235		x					M	P	A	Gold Pink	2	C6AZ 5310-S
66	A(54A, B, E)	8	428	2030		x		x			M		N	Red Green	2	C6AZ 5310-D
66	A(54B)	8	428			x		x				P	N		2	
66	A(54A, E)	8	428	2116		x		x				P	N	Red Violet	2	★C6AZ 5310-E
66	A(54B)	8	428			x		x			M		A		2	r/b D2AZ 5310-A
66	A(54E)	8	428			x					M		A		2	
66	A(54A)	8	428	2200		x		x			M		A	Yellow Orange	2	★C6AZ 5310-F
66	A(54E)	8	428					x			M		A		2	r/b D2AZ 5310-A
66	A(54A, B, E)	8	428			x		x				P	A		2	
66	A(54A, B, E)-H/D	8	428	2030		x		x			M		N	Gold Orange	2	C6AZ 5310-N
66	A(54B)-H/D	8	428			x		x				P	N		2	
66	A(54A, E)-H/D	8	428	2130		x		x				P	N	Gold Brown	2	C6AZ 5310-R
66	A(54A, B, E)-H/D	8	428			x		x			M		A		2	
66	A(54A, B, E)-H/D	8	428	2235		x		x				P	N	Gold Pink	2	C6AZ 5310-S
66	A(54A, B, E)-P/I	8	428	2030	x	x	x	x			M		N	Gold Orange	2	C6AZ 5310-N
66	A(54B)-P/I	8	428		x	x		x				P	N		2	
66	A(54E)-P/I	8	428		x							P	N		2	
66	A(54A)-P/I	8	428	2130	x	x	x	x				P	N	Gold Brown	2	C6AZ 5310-R
66	A(54B)-P/I	8	428				x					P	N		2	
66	A(54E)-P/I	8	428			x	x	x				P	N		2	
66	A(54A, B, E)-P/I	8	428		x	x		x			M		A		2	
66	A(54B, E)-P/I	8	428				x				M		A		2	
66	A(54A)-P/I	8	428	2235			x				M		A	Gold Pink	2	C6AZ 5310-S
66	A(54A, B, E)-P/I	8	428		x	x	x	x				P	A		2	
66	A(54A, B, E)-H/D	8	428	2030				x			M		N	2 Gold	2	⁂C5AZ 5310-AA
66	A(54B)-H/D	8	428					x				P	N		2	
66	A(54A, E)-H/D	8	428	2130				x				P	N	2 Violet	2	★⁂C5AZ 5310-AB
66	A(54A, B, E)-H/D	8	428					x			M		A		2	r/b D2OZ 5310-K
66	A(54A, B, E)-H/D	8	428	2235				x				P	A	2 Pink	2	★⁂C5AZ 5310-U r/b D2OZ 5310-K
66	A(57B)	6	240	1800	x		x		x		M	P	N	Yellow Green	2	C6AZ 5310-A
66	A(57B)	6	240	1950	x		x		x		M		A	Yellow Violet	2	★C6AZ 5310-C
66	A(57B)	6	240	2030	x		x		x			P	A	Red Green	2	C6AZ 5310-D
66	A(57B)-H/D	6	240	1845	x		x		x		M		N	Gold Red	2	C6AZ 5310-L
66	A(57B)-H/D	6	240		x				x			P	N		2	
66	A(57B)-H/D	6	240	1935			x					P	N	Gold Violet	2	★C6AZ 5310-M
66	A(57B)-H/D	6	240		x		x		x		M		A		2	r/b C6AZ 5310-N
66	A(57B)-H/D	6	240	2030	x		x		x			P	A	Gold Orange	2	C6AZ 5310-N

⁂ Must be used with high speed ride & handling package for Police use only

• Recommended to be serviced in pairs only

A - Air Conditioning M - Manual Steering N - Less Air Conditioning P - Power Steering

COPYRIGHT © 1975 — FORD MOTOR COMPANY — DEARBORN, MICHIGAN

FINAL ISSUE

FORD CAR PARTS

5310 - continued

1966 FRONT SPRING APPLICATION CHART

YEAR	MODEL	ENGINE CYL.	ENGINE C.I.D.	LOAD (LBS.)	TRANSMISSION 3/S	4/S	O/D	C6	C4	C/M	STRG. MANUAL	STRG. POWER	A/C	MARKINGS	QTY.	● PART NUMBER
					"A" (FORD) -- WITHOUT THERMACTOR - BEFORE 2/14/66 - continued											
66	A(57B)	8	289	1800	x		x		x	x	M		N	Yellow Green	2	C6AZ 5310-A
66	A(57F)	8	289						x		M		N		2	
66	A(57B)	8	289		x				x			P	N		2	
66	A(57B, F)	8	289	1950			x			x		P	N	Yellow Violet	2	C6AZ 5310-C
66	A(57F)	8	289							x	M		N		2	
66	A(57B)	8	289		x						M		A		2	
66	A(57B, F)	8	289	2030			x		x	x	M		A	Red Green	2	C6AZ 5310-D
66	A(57B)	8	289		x		x		x	x		P	A		2	
66	A(57F)	8	289	2116					x	x		P	A	Red Violet	2	★C6AZ 5310-E
																r/b D2AZ 5310-A
66	A(57B)-H/D	8	289	1845	x		x		x		M		N	Gold Red	2	C6AZ 5310-L
66	A(57B)-H/D	8	289	1935						x	M		N	Gold Violet	2	★C6AZ 5310-M
66	A(57F)-H/D	8	289						x	x	M		N		2	r/b C6AZ 5310-N
66	A(57B)-H/D	8	289		x		x		x	x		P	N		2	
66	A(57F)-H/D	8	289						x			P	N		2	
66	A(57F)-H/D	8	289	2030						x		P	N	Gold Orange	2	C6AZ 5310-N
66	A(57B, F)-H/D	8	289		x		x		x	x	M		A		2	
66	A(57B)-H/D	8	289		x		x		x	x		P	A		2	
66	A(57F)-H/D	8	289	2130					x	x		P	A	Gold Brown	2	C6AZ 5310-R
66	A(57B)	8	352	2030						x	M		N	Red Green	2	C6AZ 5310-D
66	A(57F)	8	352	2116						x	M	P	N	Red Violet	2	★C6AZ 5310-E
66	A(57B)	8	352							x		P	N		2	r/b D2AZ 5310-A
66	A(57B, F)	8	352	2200						x	M		A	Yellow Orange	2	★C6AZ 5310-F
66	A(57B)	8	352							x		P	A		2	r/b D2AZ 5310-A
66	A(57F)	8	352	2290						x		P	A	Yellow Brown	2	C6AZ 5310-G
66	A(57B)-H/D	8	352	2030						x	M		N	Gold Orange	2	C6AZ 5310-N
66	A(57F)-H/D	8	352	2130						x	M	P	N	Gold Brown	2	C6AZ 5310-R
66	A(57B)-H/D	8	352							x		P	N		2	
66	A(57B, F)-H/D	8	352	2235						x	M	P	A	Gold Pink	2	C6AZ 5310-S
66	A(57B)-H/D	8	352	2030						x	M		N	2 Gold	2	⁂C5AZ 5310-AA
66	A(57B)-H/D	8	352	2130						x		P	N	2 Violet	2	★⁂C5AZ 5310-AB
																r/b D2OZ 5310-K
66	A(57B)-H/D	8	352	2035						x	M	P	A	2 Pink	2	★⁂C5AZ 5310-U
																r/b D2OZ 5310-K
66	A(57B)	8	390 2/B	2030	x			x		x	M		N	Red Green	2	C6AZ 5310-D
66	A(57F)	8	390 2/B	2116				x		x	M	P	N	Red Violet	2	★C6AZ 5310-E
66	A(57B)	8	390 2/B		x			x		x		P	N		2	r/b D2AZ 5310-A
66	A(57B, F)	8	390 2/B	2200	x			x		x	M		A	Yellow Orange	2	★C6AZ 5310-F
66	A(57B)	8	390 2/B		x			x		x		P	A		2	r/b D2AZ 5310-A
66	A(57F)	8	390 2/B	2290				x		x		P	A	Yellow Brown	2	C6AZ 5310-G
66	A(57B)-H/D	8	390 2/B	2030	x			x		x	M		N	Gold Orange	2	C6AZ 5310-N
66	A(57F)-H/D	8	390 2/B	2130				x		x	M	P	N	Gold Brown	2	C6AZ 5310-R
66	A(57B)-H/D	8	390 2/B		x			x		x		P	N		2	
66	A(57B, F)-H/D	8	390 2/B	2235	x			x		x	M		A	Gold Pink	2	C6AZ 5310-S
66	A(57B)-H/D	8	390 2/B		x			x		x		P	A		2	
66	A(57F)-H/D	8	390 2/B					x				P	A		2	
66	A(57F)-H/D	8	390 2/B	2345						x		P	A	Gold Gray	2	C6AZ 5310-T
66	A(57B)-H/D	8	390 2/B	2030				x		x	M		N	2 Gold	2	⁂C5AZ 5310-AA
66	A(57B)-H/D	8	390 2/B	2130				x		x		P	N	2 Violet	2	⁂C5AZ 5310-AB
																r/b D2OZ 5310-K
66	A(57B)-H/D	8	390 2/B	2235				x		x	M	P	A	2 Pink	2	★⁂C5AZ 5310-U
																r/b D2OZ 5310-K

⁂ Must be used with high speed ride & handling package for Police use only

● Recommended to be serviced in pairs only

A - Air Conditioning M - Manual Steering N - Less Air Conditioning P - Power Steering

HALPERT_AUCTIONS

5310 - continued

1966 FRONT SPRING APPLICATION CHART

YEAR	MODEL	ENGINE CYL.	ENGINE C.I.D.	LOAD (LBS.)	TRANSMISSION 3/S	4/S	O/D	C6	C4	C/M	STRG. MANUAL	STRG. POWER	A/C	MARKINGS	QTY.	●PART NUMBER
					"A" (FORD) -- WITHOUT THERMACTOR - BEFORE 2/14/66 - continued											
66	A(57B)	8	390 4/B	2030	x	x	x	x		x	M		N	Red Green	2	C6AZ 5310-D
66	A(57F)	8	390 4/B	2116		x		x		x	M	P	N	Red Violet	2	★C6AZ 5310-E
66	A(57B)	8	390 4/B		x	x	x	x		x		P	N		2	r/b D2AZ 5310-A
66	A(57B, F)	8	390 4/B		x	x	x	x		x	M		A	Yellow Orange	2	★C6AZ 5310-F
66	A(57B)	8	390 4/B		x	x		x				P	A		2	r/b D2AZ 5310-A
66	A(57B)	8	390 4/B	2290			x			x		P	A	Yellow Brown	2	C6AZ 5310-G
66	A(57F)	8	390 4/B			x		x		x		P	A		2	
66	A(57B)-H/D	8	390 4/B	2030	x	x	x	x		x	M		N	Gold Orange	2	C6AZ 5310-N
66	A(57F)-H/D	8	390 4/B	2130		x		x		x	M	P	N	Gold Brown	2	C6AZ 5310-R
66	A(57B)-H/D	8	390 4/B		x	x	x	x		x		P	N		2	
66	A(57B, F)-H/D	8	390 4/B	2235	x	x	x	x		x	M		A	Gold Pink	2	C6AZ 5310-S
66	A(57B)-H/D	8	390 4/B		x	x	x	x		x		P	A		2	
66	A(57F)-H/D	8	390 4/B			x		x				P	A		2	
66	A(57F)-H/D	8	390 4/B	2345						x		P	A	Gold Gray	2	C6AZ 5310-T
66	A(57B)-H/D	8	390 4/B	2030	x	x		x		x	M		N	2 Gold	2	⁂C5AZ 5310-AA
66	A(57B)-H/D	8	390 4/B	2130	x	x		x		x		P	N	2 Violet	2	★⁂C5AZ 5310-AB r/b D2OZ 5310-K
66	A(57B)-H/D	8	390 4/B	2235	x	x		x		x	M	P	A	2 Pink	2	★⁂C5AZ 5310-U r/b D2OZ 5310-K
66	A(57B, F)	8	427	2130		x					M		N	Gold Brown	2	C6AZ 5310-R
66	A(57B)	8	427			x						P	N		2	
66	A(57F)	8	427	2235		x						P	N	Gold Pink	2	C6AZ 5310-S
66	A(57B, F)	8	427			x					M		A		2	
66	A(57B, F)	8	427	2345		x						P	A	Gold Gray	2	C6AZ 5310-T
66	A(57B)	8	428	2030		x		x			M		N	Red Green	2	C6AZ 5310-D
66	A(57F)	8	428	2116		x		x			M	P	N	Red Violet	2	★C6AZ 5310-E
66	A(57B)	8	428			x		x				P	N		2	r/b D2AZ 5310-A
66	A(57B, F)	8	428	2200		x		x			M		A	Yellow Orange	2	★C6AZ 5310-F
66	A(57B)	8	428			x		x				P	A		2	r/b D2AZ 5310-A
66	A(57F)	8	428	2290		x		x				P	A	Yellow Brown	2	C6AZ 5310-G
66	A(57B)-H/D	8	428	2030		x		x			M		N	Gold Orange	2	C6AZ 5310-N
66	A(57F)-H/D	8	428	2130		x		x			M	P	N	Gold Brown	2	C6AZ 5310-R
66	A(57B)-H/D	8	428			x		x				P	N		2	
66	A(57B, F)-H/D	8	428	2235		x		x			M		A	Gold Pink	2	C6AZ 5310-S
66	A(57B)-H/D	8	428			x		x				P	A		2	
66	A(57F)-H/D	8	428			x						P	A		2	
66	A(57F)-H/D	8	428	2345				x				P	A	Gold Gray	2	C6AZ 5310-T
66	A(57B)-P/I	8	428	2030	x	x	x	x			M		N	Gold Orange	2	C6AZ 5310-N
66	A(57F)-P/I	8	428	2130		x		x			M	P	N	Gold Brown	2	C6AZ 5310-R
66	A(57B)-P/I	8	428		x	x	x	x				P	N		2	
66	A(57B, F)-P/I	8	428	2235	x	x	x	x			M		A	Gold Pink	2	C6AZ 5310-S
66	A(57B)-P/I	8	428		x	x	x	x				P	A		2	
66	A(57F)-P/I	8	428			x						P	A		2	
66	A(57F)-P/I	8	428	2345				x				P	A	Gold Gray	2	C6AZ 5310-T
66	A(57B)-H/D	8	428	2030				x			M		N	2 Gold	2	⁂C5AZ 5310-AA
66	A(57B)-H/D	8	428	2130				x				P	N	2 Violet	2	★⁂C5AZ 5310-AB r/b D2OZ 5310-K
66	A(57B)-H/D	8	428	2235				x			M	P	A	2 Pink	2	★⁂C5AZ 5310-U r/b D2OZ 5310-K

⁂ Must be used with high speed ride & handling package for Police use only

● Recommended to be serviced in pairs only

A - Air Conditioning M - Manual Steering N - Less Air Conditioning P - Power Steering

May, 1975

COPYRIGHT © 1975 — FORD MOTOR COMPANY — DEARBORN, MICHIGAN

FINAL ISSUE

5310 - continued 1966 FRONT SPRING APPLICATION CHART

YEAR	MODEL	ENGINE CYL.	ENGINE C.I.D.	LOAD (LBS.)	TRANSMISSION 3/S	4/S	O/D	C6	C4	C/M	STRG. MANUAL	STRG. POWER	A/C	MARKINGS	QTY.	●PART NUMBER
					"A" (FORD) -- WITHOUT THERMACTOR - BEFORE 2/14/66 - continued											
66	A(62B)	6	240	1730	x				x		M		N	Red Brown	2	★C6AZ 5310-J
66	A(62E)	6	240		x		x		x		M		N		2	r/b C6AZ 5310-A
66	A(62B)	6	240	1800			x				M		N	Yellow Green	2	C6AZ 5310-A
66	A(62B, E)	6	240		x		x		x			P	N		2	
66	A(62B, E)	6	240		x		x		x		M		A		2	
66	A(62B, E)	6	240	1750	x		x		x			P	A	Yellow Violet	2	C6AZ 5310-C
66	A(62B, E)-H/D	6	240	1845	x		x		x		M	P	N	Gold Red	2	C6AZ 5310-L
66	A(62E)-H/D	6	240		x		x		x			P	N		2	
66	A(62E)-H/D	6	240		x						M		A		2	
66	A(62E)-H/D	6	240	1935			x		x		M		A	Gold Violet	2	★C6AZ 5310-M
66	A(62B)-H/D	6	240		x		x		x		M		A		2	r/b C6AZ 5310-N
66	A(62B, E)-H/D	6	240		x		x		x			P	A		2	
66	A(62B, E)	8	289	1800	x		x		x	x	M		N	Yellow Green	2	C6AZ 5310-A
66	A(62B)	8	289		x		x		x	x		P	N		2	
66	A(62E)	8	289		x		x		x	x		P	N		2	
66	A(62E)	8	289		x						M		A		2	
66	A(62B)	8	289	1950	x		x		x	x	M		A	Yellow Violet	2	C6AZ 5310-C
66	A(62E)	8	289				x		x	x	M		A		2	
66	A(62B, E)	8	289		x		x		x			P	A		2	
66	A(62B, E)	8	289	2030						x		P	A	Red Green	2	C6AZ 5310-D
66	A(62B, E)-H/D	8	289	1845	x				x		M		N	Gold Red	2	C6AZ 5310-L
66	A(62B, E)-H/D	8	289	1845			x			x	M		N	Gold Red	2	C6AZ 5310-L
66	A(62B, E)-H/D	8	289		x		x		x	x		P	N		2	
66	A(62B, E)-H/D	8	289	1935	x		x		x	x	M		A	Gold Violet	2	★C6AZ 5310-M
66	A(62B)-H/D	8	289		x							P	A		2	r/b C6AZ 5310-N
66	A(62E)-H/D	8	289		x				x			P	A		2	
66	A(62B)-H/D	8	289	2030			x		x	x		P	A	Gold Orange	2	C6AZ 5310-N
66	A(62E)-H/D	8	289				x			x		P	A		2	
66	A(62B, E)	8	352	1950						x	M		N	Yellow Violet	2	C6AZ 5310-C
66	A(62B, E)	8	352	2030						x		P	N	Red Green	2	C6AZ 5310-D
66	A(62B, E)	8	352	2116						x	M		A	Red Violet	2	★C6AZ 5310-E r/b D2AZ 5310-A
66	A(62B, E)	8	352	2200						x		P	A	Yellow Orange	2	★C6AZ 5310-F r/b D2AZ 5310-A
66	A(62B, E)-H/D	8	352	2030						x	M	P	N	Gold Orange	2	C6AZ 5310-N
66	A(62B, E)-H/D	8	352	2130						x	M	P	A	Gold Brown	2	C6AZ 5310-R
66	A(62, B, E)-H/D	8	352	2030						x	M	P	N	2 Gold	2	⁂C5AZ 5310-AA
66	A(62, B, E)-H/D	8	352	2130						x	M	P	A	2 Violet	2	★⁂ C5AZ 5310-AB r/b D2OZ 5310-K
66	A(62B)	8	390 2/B	1950	x			x			M		N	Yellow Violet	2	C6AZ 5310-C
66	A(62E)	8	390 2/B		x			x		x	M		N		2	
66	A(62B)	8	390 2/B	2030						x	M		N	Red Green	2	C6AZ 5310-D
66	A(62B, E)	8	390 2/B		x			x		x		P	N		2	
66	A(62B, E)	8	390 2/B	2116	x			x		x	M		A	Red Violet	2	★C6AZ 5310-E
66	A(62E)	8	390 2/B		x			x				P	A		2	r/b D2AZ 5310-A
66	A(62B)	8	390 2/B	2200	x			x		x		P	A	Yellow Orange	2	★C6AZ 5310-F
66	A(62E)	8	390 2/B							x		P	A		2	r/b D2AZ 5310-A
66	A(62E)-H/D	8	390 2/B	1935	x						M		N	Gold Violet	2	★C6AZ 5310-M r/b C6AZ 5310-N
66	A(62E)-H/D	8	390 2/B	2030				x		x	M		N	Gold Orange	2	C6AZ 5310-N
66	A(62B)-H/D	8	390 2/B		x			x		x	M	P	N		2	
66	A(62E)-H/D	8	390 2/B		x			x		x		P	N		2	

⁂ Must be used with high speed ride & handling package for Police use only

● Recommended to be serviced in pairs only

A - Air Conditioning M - Manual Steering N - Less Air Conditioning P - Power Steering

HALPERT_AUCTIONS

5310 - continued 1966 FRONT SPRING APPLICATION CHART

YEAR	MODEL	ENGINE CYL.	ENGINE C.I.D.	LOAD (LBS.)	TRANSMISSION 3/S	4/S	O/D	C6	C4	C/M	STRG. MANUAL	STRG. POWER	A/C	MARKINGS	QTY.	● PART NUMBER
					"A" (FORD) --WITHOUT THERMACTOR - BEFORE 2/14/66 - continued											
66	A(62B, E)-H/D	8	390 2/B	2130	x			x		x	M		A	Gold Brown	2	C6AZ 5310-R
66	A(62B)-H/D	8	390 2/B		x			x				P	A		2	
66	A(62E)-H/D	8	390 2/B		x			x		x		P	A		2	
66	A(62B)-H/D	8	390 2/B	2235						x		P	A	Gold Pink	2	C6AZ 5310-S
66	A(62B, E)-H/D	8	390 2/B	2030				x		x	M	P	N	2 Gold	2	⁂C5AZ 5310-AA
66	A(62B, E)-H/D	8	390 2/B	2130				x		x	M		A	2 Violet	2	★⁂C5AZ 5310-AB
66	A(62B, E)-H/D	8	390 2/B					x				P	A		2	r/b D2OZ 5310-K
66	A(62E)-H/D	8	390 2/B							x		P	A		2	
66	A(62B)-H/D	8	390 2/B	2235						x		P	A	2 Pink	2	★⁂C5AZ 5310-U
																r/b D2OZ 5310-K
66	A(62B)	8	390 4/B	1950	x						M		N	Yellow Violet	2	C6AZ 5310-C
66	A(62E)	8	390 4/B		x	x		x			M		N		2	
66	A(62B)	8	390 4/B	2030		x	x	x		x	M		N	Red Green	2	C6AZ 5310-D
66	A(62E)	8	390 4/B				x			x	M		N		2	
66	A(62B, E)	8	390 4/B		x	x	x	x		x		P	N		2	
66	A(62B, E)	8	390 4/B	2116	x	x	x	x		x	M		A	Red Violet	2	★C6AZ 5310-E
																r/b D2AZ 5310-A
66	A(62B, E)	8	390 4/B	2200	x	x	x	x		x		P	A	Yellow Orange	2	★C6AZ 5310-F
																r/b D2AZ 5310-A
66	A(62B, E)-H/D	8	390 4/B	2030	x	x	x	x		x	M	P	N	Gold Orange	2	C6AZ 5310-N
66	A(62B, E)-H/D	8	390 4/B	2130	x	x	x	x		x	M		A	Gold Brown	2	C6AZ 5310-R
66	A(62B)-H/D	8	390 4/B		x							P	A		2	
66	A(62E)-H/D	8	390 4/B		x	x		x				P	A		2	
66	A(62B)-H/D	8	390 4/B	2235		x	x	x		x		P	A	Gold Pink	2	C6AZ 5310-S
66	A(62E)-H/D	8	390 4/B				x			x		P	A		2	
66	A(62B, E)-H/D	8	390 4/B	2030	x	x		x		x	M	P	N	2 Gold	2	⁂C5AZ 5310-AA
66	A(62B, E)-H/D	8	390 4/B	2130	x	x		x		x	M		A	2 Violet	2	⁂C5AZ 5310-AB
66	A(62B, E)-H/D	8	390 4/B		x							P	A		2	r/b D2OZ 5310-K
66	A(62E)-H/D	8	390 4/B			x		x				P	A		2	
66	A(62B)-H/D	8	390 4/B	2235		x		x				P	A	2 Pink	2	★⁂C5AZ 5310-U
66	A(62B, E)-H/D	8	390 4/B							x		P	A		2	r/b D2OZ 5310-K
66	A(62B, E)	8	427	2030		x					M		N	Gold Orange	2	C6AZ 5310-N
66	A(62B, E)	8	427	2130		x						P	N	Gold Brown	2	C6AZ 5310-R
66	A(62B, E)	8	427			x					M		A		2	
66	A(62B, E)	8	427	2235		x						P	A	Gold Pink	2	C6AZ 5310-S
66	A(62E)	8	428	1950		x		x			M		N	Yellow Violet	2	C6AZ 5310-C
66	A(62B)	8	428	2030		x		x			M	P	N	Red Green	2	C6AZ 5310-D
66	A(62E)	8	428			x		x				P	N		2	
66	A(62B, E)	8	428	2116		x		x			M		A	Red Violet	2	★C6AZ 5310-E
																r/b D2AZ 5310-A
66	A(62B, E)	8	428	2200		x		x				P	A	Yellow Orange	2	★C6AZ 5310-F
																r/b D2AZ 5310-A
66	A(62B, E)-H/D	8	428	2030		x		x			M	P	N	Gold Orange	2	C6AZ 5310-N
66	A(62B, E)-H/D	8	428	2130		x		x			M		A	Gold Brown	2	C6AZ 5310-R
66	A(62E)-H/D	8	428			x		x				P	A		2	
66	A(62B)-H/D	8	428	2235		x		x				P	A	Gold Pink	2	C6AZ 5310-S
66	A(62B, E)-P/I	8	428	2030	x	x	x	x			M	P	N	Gold Orange	2	C6AZ 5310-N
66	A(62B, E)-P/I	8	428	2130	x	x	x	x			M		A	Gold Brown	2	C6AZ 5310-R
66	A(62B)-P/I	8	428		x							P	A		2	
66	A(62E)-P/I	8	428		x	x		x				P	A		2	
66	A(62B)-P/I	8	428	2235		x	x	x				P	A	Gold Pink	2	C6AZ 5310-S
66	A(62E)-P/I	8	428				x					P	A		2	

⁂ Must be used with high speed ride & handling package for Police use only

● Recommended to be serviced in pairs only

A - Air Conditioning M - Manual Steering N - Less Air Conditioning P - Power Steering

May, 1975

COPYRIGHT © 1975 — FORD MOTOR COMPANY — DEARBORN, MICHIGAN

FINAL ISSUE

5310 - continued 1966 FRONT SPRING APPLICATION CHART

YEAR	MODEL	ENGINE CYL.	ENGINE C.I.D.	LOAD (LBS.)	TRANSMISSION 3/S	4/S	O/D	C6	C4	C/M	STRG. MANUAL	STRG. POWER	A/C	MARKINGS	QTY.	•PART NUMBER
					"A" (FORD) --WITHOUT THERMACTOR - BEFORE 2/14/66 - continued											
66	A(62B, E)-H/D	8	428	2030				x			M	P	N	2 Gold	2	⁂C5AZ 5310-AA
66	A(62B, E)-H/D	8	428	2130				x			M		A	2 Violet	2	⁂C5AZ 5310-AB
66	A(62E)-H/D	8	428					x				P	A		2	r/b D2OZ 5310-K
66	A(62B)-H/D	8	428	2235				x				P	A	2 Pink	2	C5AZ 5310-U r/b D2OZ 5310-K
66	A(63B)	6	240	1800	x		x		x		M		N	Yellow Green	2	C6AZ 5310-A
66	A(63B)	6	240		x				x			P	N		2	
66	A(63B)	6	240	1800			x					P	N	Yellow Green	2	C6AZ 5310-A
66	A(63B)	6	240		x				x		M		A		2	
66	A(63B)	6	240	1950			x				M		A	Yellow Violet	2	C6AZ 5310-C
66	A(63B)	6	240		x		x		x			P	A		2	
66	A(63B)-H/D	6	240	1845	x		x		x		M		N	Gold Red	2	C6AZ 5310-L
66	A(63B)-H/D	6	240	1845	x		x		x			P	N	Gold Red	2	C6AZ 5310-L
66	A(63B)-H/D	6	240	1935	x		x		x		M	P	A	Gold Violet	2	★C6AZ 5310-M r/b C6AZ 5310-N
66	A(63B)	8	289	1800	x		x		x		M		N	Yellow Green	2	C6AZ 5310-A
66	A(63B)	8	289	1800						x	M		N	Yellow Green	2	C6AZ 5310-A
66	A(63C)	8	289						x		M		N		2	
66	A(63F)	8	289						x	x	M		N		2	
66	A(63B)	8	289		x		x		x	x		P	N		2	
66	A(63F)	8	289						x			P	N		2	
66	A(63C)	8	289	1950						x	M		N	Yellow Violet	2	C6AZ 5310-C
66	A(63C)	8	289						x	x		P	N		2	
66	A(63F)	8	289							x		P	N		2	
66	A(63B)	8	289		x		x		x	x	M		A		2	
66	A(63B)	8	289		x							P	A		2	
66	A(63C, F)	8	289	2030					x	x	M		A	Red Green	2	C6AZ 5310-D
66	A(63B, F)	8	289				x		x	x		P	A		2	
66	A(63C)	8	289	2116					x	x		P	A	Red Violet	2	★C6AZ 5310-E r/b D2AZ 5310-A
66	A(63B)-H/D	8	289	1845	x		x		x	x	M		N	Gold Red	2	C6AZ 5310-L
66	A(63F)-H/D	8	289						x		M		N		2	
66	A(63B)-H/D	8	289		x		x		x			P	N		2	
66	A(63F)H/D	8	289	1935						x	M		N	Gold Violet	2	★C6AZ 5310-M
66	A(63C)-H/D	8	289						x	x	M		N		2	r/b C6AZ 5310-N
66	A(63B)-H/D	8	289							x		P	N		2	
66	A(63F)-H/D	8	289						x	x		P	N		2	
66	A(63C)-H/D	8	289						x			P	N		2	
66	A(63B)-H/D	8	289		x		x		x	x	M		A		2	
66	A(63C)-H/D	8	289	2030						x		P	N	Gold Orange	2	C6AZ 5310-N
66	A(63C, F)-H/D	8	289						x	x	M		A		2	
66	A(63B)-H/D	8	289		x		x		x	x		P	A		2	
66	A(63F)-H/D	8	289						x	x		P	A		2	
66	A(63C)-H/D	8	289	2130					x	x		P	A	Gold Brown	2	C6AZ 5310-R
66	A(63B, F)	8	352	2030						x	M		N	Red Green	2	C6AZ 5310-D
66	A(63B)	8	352							x		P	N		2	
66	A(63C)	8	352	2116						x	M		N	Red Violet	2	★C6AZ 5310-E
66	A(63C, F)	8	352							x		P	N		2	r/b D2AZ 5310-A
66	A(63B)	8	352							x	M		A		2	
66	A(63C, F)	8	352	2200						x	M		A	Yellow Orange	2	★C6AZ 5310-F
66	A(63B, F)	8	352							x		P	A		2	r/b D2AZ 5310-A
66	A(63C)	8	352	2290						x		P	A	Yellow Brown	2	C6AZ 5310-G

⁂ Must be used with high speed ride & handling package for Police use only

• Recommended to be serviced in pairs only

A - Air Conditioning M - Manual Steering N - Less Air Conditioning P - Power Steering

HALPERT_AUCTIONS

5310 - continued 1966 FRONT SPRING APPLICATION CHART

YEAR	MODEL	ENGINE CYL.	ENGINE C.I.D.	LOAD (LBS.)	TRANSMISSION 3/S	4/S	O/D	C6	C4	C/M	STRG. MANUAL	STRG. POWER	A/C	MARKINGS	QTY.	• PART NUMBER
					"A" (FORD) --WITHOUT THERMACTOR - BEFORE 2/14/66 - continued											
66	A(63B, F)-H/D	8	352	2030						x	M		N	Gold Orange	2	C6AZ 5310-N
66	A(63B)-H/D	8	352							x		P	N		2	
66	A(63C)-H/D	8	352	2130						x	M	P	N	Gold Brown	2	C6AZ 5310-R
66	A(63F)-H/D	8	352							x		P	N		2	
66	A(63B)-H/D	8	352							x	M		A		2	
66	A(63C, F)-H/D	8	352	2235						x	M		A	Gold Pink	2	C6AZ 5310-S
66	A(63B, C, F)-H/D	8	352							x		P	A		2	
66	A(63B)-H/D	8	352	2030						x	M	P	N	2 Gold	2	⁂C5AZ 5310-AA
66	A(63B)-H/D	8	352	2130						x	M		A	2 Violet	2	★⁂C5AZ 5310-AB r/b D2OZ 5310-K
66	A(63B)-H/D	8	352	2235						x		P	A	2 Pink	2	★⁂C5AZ 5310-U r/b D2OZ 5310-K
66	A(63B, F)	8	390 2/B	2030	x			x		x	M		N	Red Green	2	C6AZ 5310-D
66	A(63B)	8	390 2/B		x			x		x		P	N		2	
66	A(63C)	8	390 2/B	2116				x		x	M	P	N	Red Violet	2	★C6AZ 5310-E
66	A(63F)	8	390 2/B					x		x		P	N		2	r/b D2AZ 5310-A
66	A(63B)	8	390 2/B		x			x		x	M		A		2	
66	A(63C, F)	8	390 2/B	2200				x		x	M		A	Yellow Orange	2	★C6AZ 5310-F
66	A(63B, F)	8	390 2/B		x			x		x		P	A		2	r/b D2AZ 5310-A
66	A(63C)	8	390 2/B	2290				x		x		P	A	Yellow Brown	2	C6AZ 5310-G
66	A(63B, F)-H/D	8	390 2/B	2030	x			x		x	M		N	Gold Orange	2	C6AZ 5310-N
66	A(63B)-H/D	8	390 2/B		x			x		x		P	N		2	
66	A(63C)-H/D	8	390 2/B	2130				x		x	M	P	N	Gold Brown	2	C6AZ 5310-R
66	A(63F)-H/D	8	390 2/B					x		x		P	N		2	
66	A(63B)-H/D	8	390 2/B		x			x		x	M		A		2	
66	A(63C, F)-H/D	8	390 2/B	2235				x		x	M		A	Gold Pink	2	C6AZ 5310-S
66	A(63B, F)-H/D	8	390 2/B		x			x		x		P	A		2	
66	A(63C)-H/D	8	390 2/B					x				P	A		2	
66	A(63C)-H/D	8	390 2/B	2345						x		P	A	Gold Gray	2	C6AZ 5310-T
66	A(63B)-H/D	8	390 2/B	2030				x		x	M	P	N	2 Gold	2	⁂C5AZ 5310-AA
66	A(63B)-H/D	8	390 2/B	2130				x		x	M		A	2 Violet	2	★⁂C5AZ 5310-AB r/b D2OZ 5310-K
66	A(63B)-H/D	8	390 2/B	2235				x		x		P	A	2 Pink	2	★⁂C5AZ 5310-U r/b D2OZ 5310-K
66	A(63B, F)	8	390 4/B	2030	x	x	x	x		x	M		N	Red Green	2	C6AZ 5310-D
66	A(63B)	8	390 4/B		x	x		x		x		P	N		2	
66	A(63C)	8	390 4/B	2116		x		x		x	M	P	N	Red Violet	2	★C6AZ 5310-E
66	A(63B)	8	390 4/B				x					P	N		2	r/b D2AZ 5310-A
66	A(63F)	8	390 4/B			x		x		x		P	N		2	
66	A(63B)	8	390 4/B		x	x	x	x		x	M		A		2	
66	A(63C, F)	8	390 4/B	2200		x		x		x	M		A	Yellow Orange	2	★C6AZ 5310-F
66	A(63B)	8	390 4/B		x	x	x	x		x		P	A		2	r/b D2AZ 5310-A
66	A(63F)	8	390 4/B			x		x				P	A		2	
66	A(63F)	8	390 4/B	2290						x		P	A	Yellow Brown	2	C6AZ 5310-G
66	A(63C)	8	390 4/B			x		x		x		P	A		2	
66	A(63B, F)-H/D	8	390 4/B	2030	x	x	x	x		x	M		N	Gold Orange	2	C6AZ 5310-N
66	A(63B)-H/D	8	390 4/B		x	x		x		x		P	N		2	
66	A(63C)-H/D	8	390 4/B	2130		x		x		x	M	P	N	Gold Brown	2	C6AZ 5310-R
66	A(63F)-H/D	8	390 4/B			x		x		x		P	N		2	
66	A(63B)-H/D	8	390 4/B				x					P	N		2	
66	A(63B)-H/D	8	390 4/B		x	x	x	x		x	M		A		2	

⁂ Must be used with high speed ride & handling package for Police use only

• Recommended to be serviced in pairs only

A - Air Conditioning M - Manual Steering N - Less Air Conditioning P - Power Steering

May, 1975

COPYRIGHT © 1975 — FORD MOTOR COMPANY — DEARBORN, MICHIGAN

FINAL ISSUE

- continued

1966 FRONT SPRING APPLICATION CHART

YEAR	MODEL	ENGINE CYL.	ENGINE C.I.D.	LOAD (LBS.)	TRANSMISSION 3/S	4/S	O/D	C6	C4	C/M	STRG. MANUAL	STRG. POWER	A/C	MARKINGS	QTY.	● PART NUMBER
					"A" (FORD) -- WITHOUT THERMACTOR - BEFORE 2/14/66 - continued											
66	A(63C, F)-H/D	8	390 4/B	2235		x		x		x	M		A	Gold Pink	2	C6AZ 5310-S
66	A(63B, F)-H/D	8	390 4/B		x	x	x	x		x		P	A		2	
66	A(63C)-H/D	8	390 4/B			x						P	A		2	
66	A(63C)-H/D	8	390 4/B	2345				x		x		P	A	Gold Gray	2	C6AZ 5310-T
66	A(63B)-H/D	8	390 4/B	2030	x	x		x		x	M	P	N	2 Gold	2	⅄C5AZ 5310-AA
66	A(63B)-H/D	8	390 4/B	2130	x	x		x		x	M		A	2 Violet	2	★⅄C5AZ 5310-AB r/b D2OZ 5310-K
66	A(63B)-H/D	8	390 4/B	2235	x	x		x		x		P	A	2 Pink	2	★⅄C5AZ 5310-U r/b D2OZ 5310-K
66	A(63B)	8	427	2030		x					M		N	Gold Orange	2	C6AZ 5310-N
66	A(63C, D, F)	8	427	2130		x					M		N	Gold Brown	2	C6AZ 5310-R
66	A(63B, F)	8	427			x						P	N		2	
66	A(63C, D)	8	427	2235		x						P	N	Gold Pink	2	C6AZ 5310-S
66	A(63B, C, D, F)	8	427			x					M		A		2	
66	A(63B)	8	427			x						P	A		2	
66	A(63C, D, F)	8	427	2345		x						P	A	Gold Gray	2	C6AZ 5310-T
66	A(63B, F)	8	428	2030		x		x			M		N	Red Green	2	C6AZ 5310-D
66	A(63B)	8	428			x		x				P	N		2	
66	A(63C, D)	8	428	2116		x		x			M		N	Red Violet	2	★C6AZ 5310-E
66	A(63C, D, F)	8	428			x		x				P	N		2	r/b D2AZ 5310-A
66	A(63B)	8	428			x		x			M		A		2	
66	A(63C, D, F)	8	428	2200		x		x			M		A	Yellow Orange	2	★C6AZ 5310-F
66	A(63B, F)	8	428			x		x				P	A		2	r/b D2AZ 5310-A
66	A(63C, D)	8	428	2290		x		x				P	A	Yellow Brown	2	C6AZ 5310-G
66	A(63B, F)-H/D	8	428	2030		x		x			M		N	Gold Orange	2	C6AZ 5310-N
66	A(63B)-H/D	8	428			x		x				P	N		2	
66	A(63C, D)-H/D	8	428	2130		x		x			M		N	Gold Brown	2	C6AZ 5310-R
66	A(63C, D, F)-H/D	8	428			x		x				P	N		2	
66	A(63B)-H/D	8	428			x		x			M		A		2	
66	A(63C, D, F)-H/D	8	428	2235		x		x			M		A	Gold Pink	2	C6AZ 5310-S
66	A(63B, F)-H/D	8	428			x		x				P	A		2	
66	A(63C, D)-H/D	8	428			x						P	A		2	
66	A(63C, D)-H/D	8	428	2345				x				P	A	Gold Gray	2	C6AZ 5310-T
66	A(63B, F)-P/I	8	428	2030	x	x	x	x			M		N	Gold Orange	2	C6AZ 5310-N
66	A(63B)-P/I	8	428		x	x		x				P	N		2	
66	A(63C)-P/I	8	428	2130		x		x			M	P	N	Gold Brown	2	C6AZ 5310-R
66	A(63B)-P/I	8	428				x					P	N		2	
66	A(63F)-P/I	8	428			x		x				P	N		2	
66	A(63B)-P/I	8	428		x	x	x	x			M		A		2	
66	A(63C, F)-P/I	8	428	2235		x		x			M		A	Gold Pink	2	C6AZ 5310-S
66	A(63B, F)-P/I	8	428		x	x	x	x				P	A		2	
66	A(63C)-P/I	8	428			x						P	A		2	
66	A(63C)-P/I	8	428					x				P	A		2	
66	A(63B)-H/D	8	428	2030				x			M	P	N	2 Gold	2	⅄C5AZ 5310-AA
66	A(63B)-H/D	8	428	2130				x			M		A	2 Violet	2	★⅄C5AZ 5310-AB r/b D2OZ 5310-K
66	A(63B)-H/D	8	428	2235				x				P	A	2 Pink	2	★⅄C5AZ 5310-U r/b D2OZ 5310-K

⅄ Must be used with high speed ride & handling package for Police use only

● Recommended to be serviced in pairs only

A - Air Conditioning M - Manual Steering N - Less Air Conditioning P - Power Steering

HALPERT_AUCTIONS

5310 - continued

1966 FRONT SPRING APPLICATION CHART

YEAR	MODEL	ENGINE CYL.	ENGINE C.I.D.	LOAD (LBS.)	TRANSMISSION 3/S	4/S	O/D	C6	C4	C/M	STRG. MANUAL	STRG. POWER	A/C	MARKINGS	QTY.	• PART NUMBER
					"A" (FORD) -- WITHOUT THERMACTOR - BEFORE 2/14/66 - continued											
66	A(71A, B, C, D, E)	6	240	1730	x		x		x		M		N	Red Brown	2	★C6AZ 5310-J
66	A(71A, B, E)	6	240		x							P	N		2	r/b C6AZ 5310-A
66	A(71D)	6	240		x				x			P	N		2	
66	A(71C)	6	240	1800	x		x		x			P	N	Yellow Green	2	C6AZ 5310-A
66	A(71A, B, E)	6	240				x		x			P	N		2	
66	A(71D)	6	240				x					P	N		2	
66	A(71D)	6	240		x						M		A		2	
66	A(71A, B, C, E)	6	240	1800	x		x		x		M		A	Yellow Green	2	C6AZ 5310-A
66	A(71D)	6	240				x		x		M		A		2	
66	A(71A, B, C, D, E)	6	240		x				x			P	A		2	
66	A(71B, D)	6	240				x					P	A		2	
66	A(71A, C, E)	6	240	1950			x					P	A	Yellow Violet	2	C6AZ 5310-C
66	A(71A, B, C, D, E)-H/D	6	240	1845	x		x		x		M	P	N	Gold Red	2	C6AZ 5310-L
66	A(71A, B, C, D, E)-H/D	6	240	1845	x		x		x		M		A	Gold Red	2	C6AZ 5310-L
66	A(71D)-H/D	6	240		x							P	A		2	
66	A(71D)-H/D	6	240	1935			x		x			P	A	Gold Violet	2	★C6AZ 5310-M
66	A(71A, B, C, E)-H/D	6	240		x		x		x			P	A		2	r/b C6AZ 5310-N
66	A(71A, B, C, D, E)	8	289	1730	x				x		M		N	Red Brown	2	★C6AZ 5310-J
66	A(71A, B, D)	8	289				x				M		N		2	r/b C6AZ 5310-A
66	A(71C, E)	8	289	1800			x				M		N	Yellow Green	2	C6AZ 5310-A
66	A(71A, B, C, D, E)	8	289							x	M		N		2	
66	A(71A, B, C, D, E)	8	289		x		x		x			P	N		2	
66	A(71A, B, D, E)	8	289							x		P	N		2	
66	A(71C)	8	289	1800						x		P	N	Yellow Green	2	C6AZ 5310-A
66	A(71A, B, C, D, E)	8	289		x		x		x		M		A		2	
66	A(71B, D)	8	289							x	M		A		2	
66	A(71A, C, E)	8	289	1950						x	M		A	Yellow Violet	2	C6AZ 5310-C
66	A(71A, B, C, D, E)	8	289		x		x		x	x		P	A		2	
66	A(71A, B, C, D, E)-H/D	8	289	1845	x		x		x	x	M		N	Gold Red	2	C6AZ 5310-L
66	A(71D)-H/D	8	289		x				x			P	N		2	
66	A(71A, B, C, E)-H/D	8	289	1845	x		x		x	x		P	N	Gold Red	2	C6AZ 5310-L
66	A(71D)-H/D	8	289				x			x		P	N		2	
66	A(71A, B, D, E)-H/D	8	289		x						M		A		2	
66	A(71D)-H/D	8	289				x		x		M		A		2	
66	A(71C)-H/D	8	289	1935	x						M		A	Gold Violet	2	★C6AZ 5310-M
66	A(71A, B, C, E)-H/D	8	289				x		x		M		A		2	r/b C6AZ 5310-N
66	A(71A, B, C, D, E)-H/D	8	289							x	M		A		2	
66	A(71A, B, C, D, E)-H/D	8	289		x		x		x	x		P	A		2	
66	A(71A, B, C, D, E)	8	352	1950						x	M		N	Yellow Violet	2	C6AZ 5310-C
66	A(71D)	8	352							x		P	N		2	
66	A(71A, B, C, E)	8	352	2030						x		P	N	Red Green	2	C6AZ 5310-D
66	A(71D)	8	352							x	M		A		2	
66	A(71A, B, C, E)	8	352	2116						x	M		A	Red Violet	2	★C6AZ 5310-E
66	A(71A, B, C, D, E)	8	352							x		P	A		2	r/b D2AZ 5310-A
66	A(71A, B, C, D, E)-H/D	8	352	1935						x	M		N	Gold Violet	2	★C6AZ 5310-M r/b C6AZ 5310-N
66	A(71A, B, C, D, E)-H/D	8	352	2030						x		P	N	Gold Orange	2	C6AZ 5310-N
66	A(71D)-H/D	8	352							x	M		A		2	
66	A(61A, B, C, E)-H/D	8	352	2130						x	M		A	Gold Brown	2	C6AZ 5310-R
66	A(71A, B, C, D, E)-H/D	8	352							x		P	A		2	

• Recommended to be serviced in pairs only

A - Air Conditioning M - Manual Steering N - Less Air Conditioning P - Power Steering

May, 1975

COPYRIGHT © 1975 — FORD MOTOR COMPANY — DEARBORN, MICHIGAN

FINAL ISSUE

5310 - continued 1966 FRONT SPRING APPLICATION CHART

YEAR	MODEL	ENGINE CYL.	ENGINE C.I.D.	LOAD (LBS.)	TRANSMISSION 3/S	4/S	O/D	C6	C4	C/M	STRG. MANUAL	STRG. POWER	A/C	MARKINGS	QTY.	• PART NUMBER
					"A" (FORD) -- WITHOUT THERMACTOR - BEFORE 2/14/66 - continued											
66	A(71A, B, C, D, E)-H/D	8	352	1935						x	M		N	2 Silver	2	★⁂C5AZ 5310-Z Not replaced
66	A(71A, B, C, D, E)-H/D	8	352	2030						x		P	N	2 Gold	2	⁂C5AZ 5310-AA
66	A(71D)-H/D	8	352							x	M		A		2	
66	A(71A, B, C, E)-H/D	8	352	2130						x	M		A	2 Violet	2	★⁂C5AZ 5310-AB
66	A(71A, B, C, D, E)-H/D	8	352							x		P	A		2	r/b D2OZ 5310-K
66	A(71A, B, C, D, E)	8	390 2/B	1950	x			x		x	M		N	Yellow Violet	2	C6AZ 5310-C
66	A(71A, B, D, E)	8	390 2/B		x							P	N		2	
66	A(71D)	8	390 2/B					x		x		P	N		2	
66	A(71A, B, E)	8	390 2/B	2030				x		x		P	N	Red Green	2	C6AZ 5310-D
66	A(71C)	8	390 2/B		x			x		x		P	N		2	
66	A(71A, B, E)	8	390 2/B		x						M		A		2	
66	A(71D)	8	390 2/B		x			x		x	M		A		2	
66	A(71A, B, E)	8	390 2/B	2116				x		x	M		A	Red Violet	2	★C6AZ 5310-E
66	A(71C)	8	390 2/B		x			x		x	M		A		2	r/b D2AZ 5310-A
66	A(71A, B, C, D, E)	8	390 2/B		x			x		x		P	A		2	
66	A(71A, B, C, D, E)-H/D	8	390 2/B	1935	x			x		x	M		N	Gold Violet	2	★C6AZ 5310-M
66	A(71D)-H/D	8	390 2/B		x							P	N		2	r/b C6AZ 5310-N
66	A(71A, B, C, E)-H/D	8	390 2/B	2030	x			x		x		P	N	Gold Orange	2	C6AZ 5310-N
66	A(71D)-H/D	8	390 2/B					x		x		P	N		2	
66	A(71A, B, E)-H/D	8	390 2/B		x						M		A		2	
66	A(71D)-H/D	8	390 2/B		x			x		x	M		A		2	
66	A(71C)-H/D	8	390 2/B	2130	x			x		x	M		A	Gold Brown	2	C6AZ 5310-R
66	A(71A, B, E)-H/D	8	390 2/B					x		x	M		A		2	
66	A(71A, B, C, D, E)-H/D	8	390 2/B		x			x		x		P	A		2	
66	A(71A, B, C, D, E)-H/D	8	390 2/B	1935				x		x	M		N	2 Silver	2	★⁂C5AZ 5310-Z Not replaced
66	A(71A, B, C, D, E)-H/D	8	390 2/B	2030				x		x		P	N	2 Gold	2	⁂C5AZ 5310-AA
66	A(71D)-H/D	8	390 2/B					x		x	M		A		2	
66	A(71A, B, C, D, E)-H/D	8	390 2/B	2130				x		x	M		A	2 Violet	2	★⁂C5AZ 5310-AB
66	A(71A, B, C, D, E)-H/D	8	390 2/B					x		x		P	A		2	r/b D2OZ 5310-K
66	A(71A, B, C, D, E)	8	390 4/B	1950	x		x	x		x	M		N	Yellow Violet	2	C6AZ 5310-C
66	A(71D)	8	390 4/B		x			x				P	N		2	
66	A(71A, B, C, E)	8	390 4/B	2030	x		x	x		x		P	N	Red Green	2	C6AZ 5310-D
66	A(71D)	8	390 4/B				x			x		P	N		2	
66	A(71D)	8	390 4/B		x			x			M		A		2	
66	A(71A, B, C, E)	8	390 4/B	2116	x		x	x		x	M		A	Red Violet	2	★C6AZ 5310-E
66	A(71D)	8	390 4/B				x			x	M		A		2	r/b D2AZ 5310-A
66	A(71A, B, C, D, E)	8	390 4/B		x		x	x		x		P	A		2	
66	A(71A, B, C, D, E)-H/D	8	390 4/B	1935	x		x	x		x	M		N	Gold Violet	2	★C6AZ 5310-M r/b C6AZ 5310-N
66	A(71A, B, C, D, E)-H/D	8	390 4/B	2030	x		x	x		x		P	N	Gold Orange	2	C6AZ 5310-N
66	A(71D)-H/D	8	390 4/B		x			x			M		A		2	
66	A(71A, B, C, E)-H/D	8	390 4/B	2130	x		x	x		x	M		A	Gold Brown	2	C6AZ 5310-R
66	A(71D)-H/D	8	390 4/B				x			x	M		A		2	
66	A(71A, B, C, D, E)-H/D	8	390 4/B		x		x	x		x		P	A		2	
66	A(71A, B, C, D, E)-H/D	8	390 4/B	1935	x			x		x	M		N	2 Silver	2	★⁂C5AZ 5310-Z Not replaced

⁂ Must be used with high speed ride & handling package for Police use only

• Recommended to be serviced in pairs only

A - Air Conditioning M - Manual Steering N - Less Air Conditioning P - Power Steering

HALPERT_AUCTIONS

5310 - continued

1966 FRONT SPRING APPLICATION CHART

YEAR	MODEL	ENGINE CYL.	ENGINE C.I.D.	LOAD (LBS.)	TRANSMISSION 3/S	4/S	O/D	C6	C4	C/M	STRG. MANUAL	STRG. POWER	A/C	MARKINGS	QTY.	• PART NUMBER
					"A" (FORD) -- WITHOUT THERMACTOR - BEFORE 2/14/66 - continued											
66	A(71A, B, C, D, E)-H/D	8	390 4/B	2030	x			x		x		P	N	2 Gold	2	⁂C5AZ 5310-AA
66	A(71D)-H/D	8	390 4/B		x			x			M		A		2	
66	A(71A, B, C, E)-H/D	8	390 4/B	2130	x			x			M		A	2 Violet	2	★⁂C5AZ 5310-AB
66	A(71A, B, C, D, E)-H/D	8	390 4/B							x	M		A		2	r/b D2OZ 5310-K
66	A(71A, B, C, D, E)-H/D	8	390 4/B		x			x		x		P	A		2	
66	A(71A, B, C, D, E)	8	428	1950				x			M		N	Yellow Violet	2	C6AZ 5310-C
66	A(71D)	8	428					x				P	N		2	
66	A(71A, B, C, E)	8	428	2030				x				P	N	Red Green	2	C6AZ 5310-D
66	A(71D)	8	428					x			M		A		2	
66	A(71A, B, C, E)	8	428	2116				x			M		A	Red Violet	2	★C6AZ 5310-E
66	A(71A, B, C, D, E)	8	428					x				P	A		2	r/b D2AZ 5310-A
66	A(71A, B, C, D, E)-H/D	8	428	1935				x			M		N	Gold Violet	2	★C6AZ 5310-M r/b C6AZ 5310-N
66	A(71A, B, C, D, E)-H/D	8	428	2030				x				P	N	Gold Orange	2	C6AZ 5310-N
66	A(71D)-H/D	8	428					x			M		A		2	
66	A(71A, B, C, E)-H/D	8	428	2130				x			M		A	Gold Brown	2	C6AZ 5310-R
66	A(71A, B, C, D, E)-H/D	8	428					x				P	A		2	
66	A(71A, B, C, D, E)-P/I	8	428	1935	x			x			M		N	Gold Violet	2	★C6AZ 5310-M r/b C6AZ 5310-N
66	A(71A, B, C, D, E)-P/I	8	428	2030	x			x				P	N	Gold Orange	2	C6AZ 5310-N
66	A(71D)-P/I	8	428		x			x			M		A		2	
66	A(71A, B, C, E)-P/I	8	428	2130	x			x			M		A	Gold Brown	2	C6AZ 5310-R
66	A(71A, B, C, D, E)-P/I	8	428		x			x				P	A		2	
66	A(71A, B, C, D, E)-H/D	8	428	1935				x			M		N	2 Silver	2	★⁂C5AZ 5310-Z Not replaced
66	A(71A, B, C, D, E)-H/D	8	428	2030				x				P	N	2 Gold	2	⁂C5AZ 5310-AA
66	A(71D)-H/D	8	428					x			M		A		2	
66	A(71A, B, C, E)-H/D	8	428	2130				x			M		A	2 Violet	2	★⁂C5AZ 5310-AB
66	A(71A, B, C, D, E)-H/D	8	428					x				P	A		2	r/b D2OZ 5310-K
66	A(76A)	6	240	1800	x		x		x		M		N	Yellow Green	2	C6AZ 5310-A
66	A(76A)	6	240	1950	x		x		x			P	N	Yellow Violet	2	C6AZ 5310-C
66	A(76A)	6	240	2030	x		x		x		M	P	A	Red Green	2	C6AZ 5310-D
66	A(76A)-H/D	6	240	1845	x				x		M		N	Gold Red	2	C6AZ 5310-L
66	A(76A)-H/D	6	240	1935			x				M	P	N	Gold Violet	2	★C6AZ 5310-M r/b C6AZ 5310-N
66	A(76A)-H/D	6	240		x				x			P	N		2	
66	A(76A)-H/D	6	240	2030	x		x		x		M	P	A	Gold Orange	2	C6AZ 5310-N
66	A(76A)	8	289	1800	x				x		M		N	Yellow Green	2	C6AZ 5310-A
66	A(76A)	8	289	1950			x			x	M		N	Yellow Violet	2	C6AZ 5310-C
66	A(76B)	8	289						x		M		N		2	
66	A(76A)	8	289		x		x		x	x		P	N		2	
66	A(76B)	8	289	2030						x	M	P	N	Red Green	2	C6AZ 5310-D
66	A(76B)	8	289						x			P	N		2	
66	A(76A)	8	289		x		x		x	x	M		A		2	
66	A(76B)	8	289	2116					x	x	M		A	Red Violet	2	★C6AZ 5310-E
66	A(76A)	8	289		x		x		x	x		P	A		2	r/b D2AZ 5310-A
66	A(76B)	8	289						x			P	A		2	
66	A(76B)	8	289	2200						x		P	A	Yellow Orange	2	★C6AZ 5310-F r/b D2AZ 5310-A

⁂ Must be used with high speed ride & handling package for Police use only

• Recommended to be serviced in pairs only

A - Air Conditioning M - Manual Steering N - Less Air Conditioning P - Power Steering

May, 1975

COPYRIGHT © 1975 — FORD MOTOR COMPANY — DEARBORN, MICHIGAN

FINAL ISSUE

5310 - continued 1966 FRONT SPRING APPLICATION CHART

YEAR	MODEL	ENGINE CYL.	ENGINE C.I.D.	LOAD (LBS.)	TRANSMISSION 3/S	4/S	O/D	C6	C4	C/M	STRG. MANUAL	STRG. POWER	A/C	MARKINGS	QTY.	• PART NUMBER
					"A" (FORD) -- WITHOUT THERMACTOR - BEFORE 2/14/66 - continued											
66	A(76A)-H/D	8	289	1935	x		x		x	x	M		N	Gold Violet	2	★C6AZ 5310-M
66	A(76A)-H/D	8	289		x		x		x			P	N		2	r/b C6AZ 5310-N
66	A(76B)-H/D	8	289						x		M		N		2	
66	A(76B)-H/D	8	289	2030						x	M	P	N	Gold Orange	2	C6AZ 5310-N
66	A(76B)-H/D	8	289						x			P	N		2	
66	A(76A)-H/D	8	289							x		P	N		2	
66	A(76A)-H/D	8	289		x		x		x	x	M		A		2	
66	A(76B)-H/D	8	289	2130					x	x	M		A	Gold Brown	2	C6AZ 5310-R
66	A(76B)-H/D	8	289						x			P	A		2	
66	A(76A)-H/D	8	289		x		x		x	x		P	A		2	
66	A(76B)-H/D	8	289	2235						x		P	A	Gold Pink	2	C6AZ 5310-S
66	A(76A)	8	352	2116						x	M	P	N	Red Violet	2	★C6AZ 5310-E
																r/b D2AZ 5310-A
66	A(76B)	8	352	2200						x	M	P	N	Yellow Orange	2	★C6AZ 5310-F
66	A(76A)	8	352							x	M		A		2	r/b D2AZ 5310-A
66	A(76B)	8	352	2290						x	M		A	Yellow Brown	2	C6AZ 5310-G
66	A(76A)	8	352							x		P	A		2	
66	A(76B)	8	352	2380						x		P	A	Yellow Gold	2	C6AZ 5310-H
66	A(76A)-H/D	8	352	2130						x	M	P	N	Gold Brown	2	C6AZ 5310-R
66	A(76B)-H/D	8	352							x	M		N		2	
66	A(76B)-H/D	8	352	2235						x		P	N	Gold Pink	2	C6AZ 5310-S
66	A(76A)-H/D	8	352							x	M		A		2	
66	A(76B)-H/D	8	352	2345						x	M	P	A	Gold Gray	2	C6AZ 5310-T
66	A(76A)-H/D	8	352							x		P	A		2	
66	A(76A)	8	390 2/B	2116	x			x		x	M	P	N	Red Violet	2	★C6AZ 5310-E
																r/b D2AZ 5310-A
66	A(76B)	8	390 2/B	2200				x		x	M	P	N	Yellow Orange	2	★C6AZ 5310-F
66	A(76A)	8	390 2/B		x			x		x	M		A		2	r/b D2AZ 5310-A
66	A(76B)	8	390 2/B	2290				x		x	M		A	Yellow Brown	2	C6AZ 5310-G
66	A(76A)	8	390 2/B		x			x		x		P	A		2	
66	A(76B)	8	390 2/B	2380				x		x		P	A	Yellow Gold	2	C6AZ 5310-H
66	A(76A)-H/D	8	390 2/B	2130	x			x		x	M	P	N	Gold Brown	2	C6AZ 5310-R
66	A(76B)-H/D	8	390 2/B					x		x	M		N		2	
66	A(76B)-H/D	8	390 2/B	2235				x		x		P	N	Gold Pink	2	C6AZ 5310-S
66	A(76A)-H/D	8	390 2/B		x			x		x	M		A		2	
66	A(76A)-H/D	8	390 2/B		x			x				P	A		2	
66	A(76A)-H/D	8	390 2/B	2345						x		P	A	Gold Gray	2	C6AZ 5310-T
66	A(76B)-H/D	8	390 2/B					x		x	M	P	A		2	
66	A(76A)	8	390 4/B	2116	x	x	x	x		x	M		N	Red Violet	2	★C6AZ 5310-E
66	A(76A)	8	390 4/B		x	x		x				P	N		2	r/b D2AZ 5310-A
66	A(76A)	8	390 4/B	2200			x			x		P	N	Yellow Orange	2	★C6AZ 5310-F
66	A(76B)	8	390 4/B			x		x		x	M	P	N		2	r/b D2AZ 5310-A
66	A(76A)	8	390 4/B		x	x		x			M		A		2	
66	A(76A)	8	390 4/B	2290			x			x	M		A	Yellow Brown	2	C6AZ 5310-G
66	A(76B)	8	390 4/B			x		x		x	M		A		2	
66	A(76A)	8	390 4/B		x	x	x	x		x		P	A		2	
66	A(76B)	8	390 4/B	2380		x		x		x		P	A	Yellow Gold	2	C6AZ 5310-H
66	A(76A)-H/D	8	390 4/B	2130	x	x	x	x		x	M	P	N	Gold Brown	2	C6AZ 5310-R
66	A(76B)-H/D	8	390 4/B			x		x			M		N		2	
66	A(76B)-H/D	8	390 4/B	2235						x	M		N	Gold Pink	2	C6AZ 5310-S
66	A(76B)-H/D	8	390 4/B			x		x		x		P	N		2	
66	A(76A)-H/D	8	390 4/B		x	x	x	x		x	M		A		2	
66	A(76A)-H/D	8	390 4/B		x							P	A		2	
66	A(76A)-H/D	8	390 4/B	2345		x	x	x		x		P	A	Gold Gray	2	C6AZ 5310-T
66	A(76B)-H/D	8	390 4/B			x		x		x	M	P	A		2	

• Recommended to be serviced in pairs only
A - Air Conditioning M - Manual Steering N - Less Air Conditioning P - Power Steering

HALPERT_AUCTIONS

5310 - continued

1966 FRONT SPRING APPLICATION CHART

YEAR	MODEL	ENGINE CYL.	ENGINE C.I.D.	LOAD (LBS.)	TRANSMISSION 3/S	4/S	O/D	C6	C4	C/M	STRG. MANUAL	STRG. POWER	A/C	MARKINGS	QTY.	•PART NUMBER
"A" (FORD) -- WITHOUT THERMACTOR - BEFORE 2/14/66 - continued																
66	A(76A)	8	427	2130		x					M		N	Gold Brown	2	C6AZ 5310-R
66	A(76A)	8	427	2235		x						P	N	Gold Pink	2	C6AZ 5310-S
66	A(76B, D)	8	427			x					M	P	N		2	
66	A(76A, B, D)	8	427	2345		x					M		A	Gold Gray	2	C6AZ 5310-T
66	A(76A)	8	427			x						P	A		2	
66	A(76B, D)	8	427	2460		x						P	A	Red Orange	2	C6AZ 5310-U
66	A(76A)	8	428	2116		x		x			M	P	N	Red Violet	2	★C6AZ 5310-E r/b D2AZ 5310-A
66	A(76B, D)	8	428	2200		x		x			M	P	N	Yellow Orange	2	★C6AZ 5310-F
66	A(76A)	8	428			x		x			M		A		2	r/b D2AZ 5310-A
66	A(76B, D)	8	428	2290		x		x			M		A	Yellow Brown	2	C6AZ 5310-G
66	A(76A)	8	428			x		x				P	A		2	
66	A(76B, D)	8	428	2380		x		x				P	A	Yellow Gold	2	C6AZ 5310-H
66	A(76A)-H/D	8	428	2130		x		x			M	P	N	Gold Brown	2	C6AZ 5310-R
66	A(76B, D)-H/D	8	428			x		x			M		N		2	
66	A(76B, D)-H/D	8	428	2235		x		x				P	N	Gold Pink	2	C6AZ 5310-S
66	A(76A)-H/D	8	428			x		x			M		A		2	
66	A(76B, D)-H/D	8	428	2345		x		x			M	P	A	Gold Gray	2	C6AZ 5310-T
66	A(76A)-H/D	8	428			x		x				P	A		2	
66	A(76A, B)-P/I	8	428	2130	x	x	x	x			M		N	Gold Brown	2	C6AZ 5310-R
66	A(76A)-P/I	8	428		x	x	x	x				P	N		2	
66	A(76B)-P/I	8	428	2235		x		x				P	N	Gold Pink	2	C6AZ 5310-S
66	A(76A)-P/I	8	428		x	x	x	x			M		A		2	
66	A(76A)-P/I	8	428		x							P	A		2	
66	A(76B)-P/I	8	428	2345		x		x			M	P	A	Gold Gray	2	C6AZ 5310-T
66	A(76A)-P/I	8	428			x	x	x				P	A		2	
"A" (FORD) -- WITHOUT THERMACTOR - FROM 2/14/66																
66	A(54A, B, E)	6	240	1730	x		x		x		M		N	Red Brown	2	★C6AZ 5310-J r/b C6AZ 5310-A
66	A(54A, B, E)	6	240	1800	x		x		x			P	N	Yellow Green	2	C6AZ 5310-A
66	A(54A, B, E)	6	240	1800	x		x		x		M		A	Yellow Green	2	C6AZ 5310-A
66	A(54B)	6	240		x							P	A			
66	A(54A, E)	6	240	1950	x							P	A	Yellow Violet	2	C6AZ 5310-C
66	A(54A, B, E)	6	240				x		x			P	A		2	
66	A(54A, B, E)-H/D	6	240	1845	x		x		x	x	M		N	Gold Red	2	C6AZ 5310-L
66	A(54A, B, E)-H/D	6	240		x							P	N		2	
66	A(54B, E)-H/D	6	240						x			P	N		2	
66	A(54A)-H/D	6	240	1845					x			P	N	Gold Red	2	C6AZ 5310-L
66	A(54A, B, E)-H/D	6	240				x			x		P	N		2	
66	A(54A, B, E)-H/D	6	240		x						M		A		2	
66	A(54B)-H/D	6	240				x				M		A		2	
66	A(54B, E)-H/D	6	240						x		M		A		2	
66	A(54A, E)-H/D	6	240	1935			x				M		A	Gold Violet	2	★C6AZ 5310-M
66	A(54A)-H/D	6	240						x		M		A		2	r/b C6AZ 5310-N
66	A(54A, B, E)-H/D	6	240							x	M		A		2	
66	A(54A, B, E)-H/D	6	240		x		x		x	x		P	A		2	

• Recommended to be serviced in pairs only

A - Air Conditioning M - Manual Steering N - Less Air Conditioning P - Power Steering

May, 1975

COPYRIGHT © 1975 — FORD MOTOR COMPANY — DEARBORN, MICHIGAN

FINAL ISSUE

5310 - continued 1966 FRONT SPRING APPLICATION CHART

YEAR	MODEL	ENGINE CYL.	ENGINE C.I.D.	LOAD (LBS.)	TRANSMISSION 3/S	4/S	O/D	C6	C4	C/M	STRG. MANUAL	STRG. POWER	A/C	MARKINGS	QTY.	•PART NUMBER
					"A" (FORD) -- WITHOUT THERMACTOR - FROM 2/14/66 - continued											
66	A(54B, E)-H/D	6	240	1760	x		x			x	M		N	2 Blue	2	★⁄C5AZ 5310-T
66	A(54B, E)-H/D	6	240		x							P	N		2	Not replaced
66	A(54B, E)-H/D	6	240	1845			x			x		P	N	2 Green	2	★⁄C5AZ 5310-Y
66	A(54B, E)-H/D	6	240		x		x			x	M		A		2	Not replaced
66	A(54B, E)-H/D	6	240		x		x					P	A		2	
66	A(54B, E)-H/D	6	240	1935						x		P	A	2 Silver	2	★⁄C5AZ 5310-Z
																Not replaced
66	A(54A, B, E)	8	289	1800	x		x		x	x	M		N	Yellow Green	2	C6AZ 5310-A
66	A(54A, B, E)	8	289		x				x			P	N		2	
66	A(54A, B, E)	8	289				x					P	N		2	
66	A(54A)	8	289	1800			x					P	N	Yellow Green	2	C6AZ 5310-A
66	A(54A, B, E)	8	289							x		P	N		2	
66	A(54A, B, E)	8	289		x						M		A		2	
66	A(54B, E)	8	289						x		M		A		2	
66	A(54A, B, E)	8	289	1950	x							P	A	Yellow Violet	2	C6AZ 5310-C
66	A(54A, B, E)	8	289				x				M	P	A		2	
66	A(54A)	8	289						x		M		A		2	
66	A(54B, E)	8	289						x			P	A		2	
66	A(54A, B, E)	8	289							x	M		A		2	
66	A(54A)	8	289	2030						x		P	A	Red Green	2	C6AZ 5310-D
66	A(54A, B, E)-H/D	8	289	1845	x		x		x		M		N	Gold Red	2	C6AZ 5310-L
66	A(54A, B, E)-H/D	8	289	1845	x		x		x	x		P	N	Gold Red	2	C6AZ 5310-L
66	A(54A, B, E)-H/D	8	289							x	M		N		2	
66	A(54A, B, E)-H/D	8	289	1935	x		x		x	x	M		A	Gold Violet	2	★C6AZ 5310-M
66	A(54A, B, E)-H/D	8	289		x				x			P	A		2	r/b C6AZ 5310-N
66	A(54B, E)-H/D	8	289				x					P	A		2	
66	A(54A)-H/D	8	289	2030			x					P	A	Gold Orange	2	C6AZ 5310-N
66	A(54A, B, E)-H/D	8	289							x		P	A		2	
66	A(54B, E)-P/I	8	289	1760	x		x				M		N	2 Blue	2	★C5AZ 5310-T
																Not replaced
66	A(54B, E)-P/I	8	289	1845						x	M		N	2 Green	2	★C5AZ 5310-Y
66	A(54E)-P/I	8	289		x		x			x		P	N		2	Not replaced
66	A(54B, E)-P/I	8	289		x		x			x	M		A		2	
66	A(54B, E)-P/I	8	289	1935	x		x					P	A	2 Silver	2	★C5AZ 5310-Z
																Not replaced
66	A(54B, E)-P/I	8	289	2030						x		P	A	2 Gold	2	C5AZ 5310-AA
66	A(54A, B, E)	8	352	1950						x	M		N	Yellow Violet	2	C6AZ 5310-C
66	A(54A, B, E)	8	352	2030						x		P	N	Red Green	2	C6AZ 5310-D
66	A(54A, B, E)	8	352	2116						x	M		A	Red Violet	2	★C6AZ 5310-E
66	A(54B, E)	8	352							x		P	A		2	r/b D2AZ 5310-A
66	A(54A)	8	352	2200						x		P	A	Yellow Orange	2	★C6AZ 5310-F
																r/b D2AZ 5310-A
66	A(54B, E)-H/D	8	352	1935						x	M		N	Gold Violet	2	★C6AZ 5310-M
																r/b C6AZ 5310-N
66	A(54A)-H/D	8	352	2030						x	M	P	N	Gold Orange	2	C6AZ 5310-N
66	A(54B, E)-H/D	8	352							x		P	N		2	
66	A(54A, B, E)-H/D	8	352	2130						x	M	P	A	Gold Brown	2	C6AZ 5310-R

⁄ Must be used with high speed ride & handling package for Police use only

• Recommended to be serviced in pairs only

A - Air Conditioning M - Manual Steering N - Less Air Conditioning P - Power Steering

HALPERT_AUCTIONS

5310 - continued

1966 FRONT SPRING APPLICATION CHART

YEAR	MODEL	ENGINE CYL.	ENGINE C.I.D.	LOAD (LBS.)	TRANSMISSION 3/S	4/S	O/D	C6	C4	C/M	STRG. MANUAL	STRG. POWER	A/C	MARKINGS	QTY.	• PART NUMBER
"A" (FORD) -- WITHOUT THERMACTOR - FROM 2/14/66 - continued																
66	A(54A, B, E)	8	390 2/B	1950				x		x	M		N	Yellow Violet	2	C6AZ 5310-C
66	A(54A, B, E)	8	390 2/B	2030				x		x		P	N	Red Green	2	C6AZ 5310-D
66	A(54A, B, E)	8	390 2/B	2116				x		x	M		A	Red Violet	2	★C6AZ 5310-E
66	A(54B, E)	8	390 2/B							x		P	A		2	r/b D2AZ 5310-A
66	A(54A, B, E)	8	390 2/B					x				P	A		2	
66	A(54A)	8	390 2/B	2200						x		P	A	Yellow Orange	2	★C6AZ 5310-F
																r/b D2AZ 5310-A
66	A(54A)-H/D	8	390 2/B	1935				x			M		N	Gold Violet	2	★C6AZ 5310-M
																r/b C6AZ 5310-N
66	A(54A)-H/D	8	390 2/B	2030				x		x	M	P	N	Gold Orange	2	C6AZ 5310-N
66	A(54B, E)-H/D	8	390 2/B					x		x	M		N		2	
66	A(54B, E)-H/D	8	390 2/B					x		x		P	N		2	
66	A(54A, B, E)-H/D	8	390 2/B	2130				x		x	M	P	A	Gold Brown	2	C6AZ 5310-R
66	A(54B, E)-P/I	8	390 2/B	1935				x			M		N	2 Silver	2	★C5AZ 5310-Z
																Not replaced
66	A(54B, E)-P/I	8	390 2/B	2030				x				P	N	2 Gold	2	C5AZ 5310-AA
66	A(54B, E)-P/I	8	390 2/B	2130				x			M	P	N	2 Violet	2	★C5AZ 5310-AB
																r/b D2OZ 5310-K
66	A(54A, B, E)	8	390 4/B	1950	x	x		x		x	M		N	Yellow Violet	2	C6AZ 5310-C
66	A(54A, B, E)	8	390 4/B	2030	x	x		x		x		P	N	Red Green	2	C6AZ 5310-D
66	A(54A, B, E)	8	390 4/B	2116	x			x			M	P	A	Red Violet	2	★C6AZ 5310-E
66	A(54A, B, E)	8	390 4/B			x				x	M		A		2	r/b D2AZ 5310-A
66	A(54B, E)	8	390 4/B			x		x				P	A		2	
66	A(54A)	8	390 4/B	2200		x		x				P	A	Yellow Orange	2	★C6AZ 5310-F
66	A(54A, B, E)	8	390 4/B							x		P	A		2	r/b D2AZ 5310-A
66	A(54A, B, E)-H/D	8	390 4/B	1935	x			x			M		N	Gold Violet	2	★C6AZ 5310-M
66	A(54B, E)-H/D	8	390 4/B			x					M		N		2	r/b C6AZ 5310-N
66	A(54A)-H/D	8	390 4/B	2030		x		x		x	M		N	Gold Orange	2	C6AZ 5310-N
66	A(54B, E)-H/D	8	390 4/B							x	M		N		2	
66	A(54A, B, E)-H/D	8	390 4/B		x	x		x		x		P	N		2	
66	A(54A, B, E)-H/D	8	390 4/B	2130	x	x		x		x	M	P	A	Gold Brown	2	C6AZ 5310-R
66	A(54B, E)-P/I	8	390 4/B	1935	x	x		x			M		N	2 Silver	2	★C5AZ 5310-Z
																Not replaced
66	A(54B, E)-P/I	8	390 4/B	2030	x	x		x				P	N	2 Gold	2	C5AZ 5310-AA
66	A(54B, E)-P/I	8	390 4/B	2130	x	x		x			M	P	A	2 Violet	2	★C5AZ 5310-AB
																r/b D2OZ 5310-K
66	A(54A, B, E)	8	427	2030		x					M		N	Gold Orange	2	C6AZ 5310-N
66	A(54B, E)	8	427 8/B			x						P	N		2	
66	A(54A, B, E)	8	427 4/B			x						P	N		2	
66	A(54A)	8	427 8/B	2130		x						P	N	Gold Brown	2	C6AZ 5310-R
66	A(54A, B, E)	8	427			x					M		A		2	
66	A(54A, B, E)	8	427	2235		x						P	A	Gold Pink	2	C6AZ 5310-S
66	A(54A, B, E)	8	428	1950		x		x			M		N	Yellow Violet	2	C6AZ 5310-C
66	A(54A, B, E)	8	428	2030		x		x				P	N	Red Green	2	C6AZ 5310-D
66	A(54A, B, E)	8	428	2116		x		x			M		A	Red Violet	2	★C6AZ 5310-E
66	A(54B, E)	8	428			x		x				P	A		2	r/b D2AZ 5310-A
66	A(54A)	8	428	2200		x		x				P	A	Yellow Orange	2	★C6AZ 5310-F
																r/b D2AZ 5310-A

• Recommended to be serviced in pairs only

A - Air Conditioning M - Manual Steering N - Less Air Conditioning P - Power Steering

May, 1975

COPYRIGHT © 1975 — FORD MOTOR COMPANY — DEARBORN, MICHIGAN

FINAL ISSUE

5310 - continued — 1966 FRONT SPRING APPLICATION CHART

YEAR	MODEL	ENGINE CYL.	ENGINE C.I.D.	LOAD (LBS.)	TRANSMISSION 3/S	4/S	O/D	C6	C4	C/M	STRG. MANUAL	STRG. POWER	A/C	MARKINGS	QTY.	• PART NUMBER
					"A" (FORD) -- WITHOUT THERMACTOR - FROM 2/14/66 - continued											
66	A(54B, E)-H/D	8	428	1935		x		x			M		N	Gold Violet	2	★C6AZ 5310-M r/b C6AZ 5310-N
66	A(54A)-H/D	8	428	2030		x		x			M	P	N	Gold Orange	2	C6AZ 5310-N
66	A(54B, E)-H/D	8	428			x		x				P	N		2	
66	A(54A, B, E)-H/D	8	428	2130		x		x				P	A	Gold Brown	2	C6AZ 5310-R
66	A(54B, E)-P/I	8	428	1935		x		x			M		N	2 Silver	2	★C5AZ 5310-Z Not replaced
66	A(54B, E)-P/I	8	428	2030		x		x				P	N	2 Gold	2	C5AZ 5310-AA
66	A(54B, E)-P/I	8	428	2130		x		x			M	P	A	2 Violet	2	★C5AZ 5310-AB r/b D2OZ 5310-K
66	A(57B)	6	240	1800	x		x		x		M		N	Yellow Green	2	C6AZ 5310-A
66	A(57B)	6	240		x				x			P	N		2	
66	A(57B)	6	240	1800			x					P	N	Yellow Green	2	C6AZ 5310-A
66	A(57B)	6	240		x						M		A		2	
66	A(57B)	6	240	1950			x		x		M	P	A	Yellow Violet	2	C6AZ 5310-C
66	A(57B)-H/D	6	240	1845	x		x		x		M		N	Gold Red	2	C6AZ 5310-L
66	A(57B)-H/D	6	240	1845						x	M		N	Gold Red	2	C6AZ 5310-L
66	A(57B)-H/D	6	240		x		x		x	x		P	N		2	
66	A(57B)-H/D	6	240	1935	x		x		x	x	M		A	Gold Violet	2	★C6AZ 5310-M
66	A(57B)-H/D	6	240		x		x		x			P	A		2	r/b C6AZ 5310-N
66	A(57B)-H/D	6	240	2030						x		P	A	Gold Orange	2	C6AZ 5310-N
66	A(57B, F)	8	289	1800	x		x		x		M		N	Yellow Green	2	C6AZ 5310-A
66	A(57B, F)	8	289	1800						x	M		N	Yellow Green	2	C6AZ 5310-A
66	A(57B)	8	289		x		x		x	x		P	N		2	
66	A(57F)	8	289						x	x		P	N		2	
66	A(57F)	8	289	1950						x		P	N	Yellow Violet	2	C6AZ 5310-C
66	A(57B)	8	289		x		x		x	x	M		A		2	
66	A(57F)	8	289						x		M		A		2	
66	A(57B)	8	289	2030	x		x		x	x		P	A	Red Green	2	C6AZ 5310-D
66	A(57F)	8	289						x	x	M	P	A		2	
66	A(57B, F)-H/D	8	289	1845	x		x		x	x	M		N	Gold Red	2	C6AZ 5310-L
66	A(57B)-H/D	8	289		x		x		x			P	N		2	
66	A(57B)-H/D	8	289	1935						x		P	N	Gold Violet	2	★C6AZ 5310-M
66	A(57B)-H/D	8	289		x		x		x	x	M		A		2	r/b C6AZ 5310-N
66	A(57F)-H/D	8	289						x	x		P	N		2	
66	A(57F)-H/D	8	289						x		M		A		2	
66	A(57B)-H/D	8	289	2030	x		x		x	x		P	A	Gold Orange	2	C6AZ 5310-N
66	A(57F)-H/D	8	289							x	M		A		2	
66	A(57F)-H/D	8	289						x	x		P	A		2	
66	A(57B)	8	352	2030						x	M	P	N		2	C6AZ 5310-D
66	A(57F)	8	352							x	M		N		2	
66	A(57F)	8	352	2116						x		P	N	Red Violet	2	★C6AZ 5310-E
66	A(57B)	8	352							x	M		A		2	r/b D2AZ 5310-A
66	A(57F)	8	352	2200						x	M		A	Yellow Orange	2	★C6AZ 5310-F
66	A(57B, F)	8	352							x		P	A		2	r/b D2AZ 5310-A
66	A(57B, F)-H/D	8	352	2030						x	M		N	Gold Orange	2	C6AZ 5310-N
66	A(57B)-H/D	8	352							x		P	N		2	
66	A(57F)-H/D	8	352	2130						x		P	N	Gold Brown	2	C6AZ 5310-R
66	A(57B, F)-H/D	8	352							x	M		A		2	
66	A(57B, F)-H/D	8	352	2235						x		P	A	Gold Pink	2	C6AZ 5310-S

• Recommended to be serviced in pairs only
A - Air Conditioning M - Manual Steering N - Less Air Conditioning P - Power Steering

HALPERT_AUCTIONS

5310 - continued

1966 FRONT SPRING APPLICATION CHART

YEAR	MODEL	ENGINE CYL.	ENGINE C.I.D.	LOAD (LBS.)	TRANSMISSION 3/S	4/S	O/D	C6	C4	C/M	STRG. MANUAL	STRG. POWER	A/C	MARKINGS	QTY.	• PART NUMBER
					"A" (FORD) -- WITHOUT THERMACTOR - FROM 2/14/66 - continued											
66	A(57B, F)	8	390 2/B	2030				x		x	M		N	Red Green	2	C6AZ 5310-D
66	A(57B)	8	390 2/B					x		x		P	N		2	
66	A(57F)	8	390 2/B	2116				x		x		P	N	Red Violet	2	★C6AZ 5310-E
66	A(57B)	8	390 2/B					x		x	M		A		2	r/b D2AZ 5310-A
66	A(57F)	8	390 2/B					x			M		A		2	
66	A(57F)	8	390 2/B	2200						x	M		A	Yellow Orange	2	★C6AZ 5310-F
66	A(57B, F)	8	390 2/B					x		x		P	A		2	r/b D2AZ 5310-A
66	A(57B, F)-H/D	8	390 2/B	2030				x		x	M		N	Gold Orange	2	C6AZ 5310-N
66	A(57B)-H/D	8	390 2/B					x		x		P	N		2	
66	A(57F)-H/D	8	390 2/B	2130				x		x		P	N	Gold Brown	2	C6AZ 5310-R
66	A(57B, F)-H/D	8	390 2/B					x		x	M		A		2	
66	A(57B, F)-H/D	8	390 2/B	2235				x		x		P	A	Gold Pink	2	C6AZ 5310-S
66	A(57B)	8	390 4/B	2030	x	x		x		x	M	P	N	Red Green	2	C6AZ 5310-D
66	A(57B)	8	390 4/B	2116	x	x		x		x	M		A	Red Violet	2	★C6AZ 5310-E r/b D2AZ 5310-A
66	A(57B)	8	390 4/B	2200	x	x		x		x		P	A	Yellow Orange	2	★C6AZ 5310-F r/b D2AZ 5310-A
66	A(57F)	8	390 4/B	2030		x		x		x	M		N	Red Green	2	C6AZ 5310-D
66	A(57F)	8	390 4/B	2116		x		x		x		P	N	Red Violet	2	★C6AZ 5310-E r/b D2AZ 5310-A
66	A(57F)	8	390 4/B	2200		x		x		x	M	P	A	Yellow Orange	2	★C6AZ 5310-F r/b D2AZ 5310-A
66	A(57B)-H/D	8	390 4/B	2030	x	x		x		x	M	P	N	Gold Orange	2	C6AZ 5310-N
66	A(57F)-H/D	8	390 4/B			x		x		x	M		N		2	
66	A(57B)-H/D	8	390 4/B	2130	x	x		x		x	M		A	Gold Brown	2	C6AZ 5310-R
66	A(57F)-H/D	8	390 4/B			x		x		x		P	N		2	
66	A(57F)-H/D	8	390 4/B			x		x			M		A		2	
66	A(57B)-H/D	8	390 4/B	2235	x	x		x		x		P	A	Gold Pink	2	C6AZ 5310-S
66	A(57F)-H/D	8	390 4/B			x				x	M		A		2	
66	A(57F)-H/D	8	390 4/B			x		x		x		P	A		2	
66	A(57B)	8	427 8/B	2030		x					M		N	Gold Orange	2	C6AZ 5310-N
66	A(57B, F)	8	427 4/B			x					M		N		2	
66	A(57F)	8	427 8/B	2130		x					M		N	Gold Brown	2	C6AZ 5310-R
66	A(57B, F)	8	427			x						P	N		2	
66	A(57B)	8	427 4/B			x					M		A		2	
66	A(57B, F)	8	427 8/B	2235		x					M	P	A	Gold Pink	2	C6AZ 5310-S
66	A(57B, F)	8	427 4/B			x						P	A		2	
66	A(57F)	8	427 4/B			x					M		A		2	
66	A(57B, F)	8	428	2030		x		x			M		N	Red Green	2	C6AZ 5310-D
66	A(57B)	8	428			x		x				P	N		2	
66	A(57F)	8	428	2116		x		x				P	N	Red Violet	2	★C6AZ 5310-E
66	A(57B)	8	428			x		x			M		A		2	r/b D2AZ 5310-A
66	A(57F)	8	428	2200		x		x			M		A	Yellow Orange	2	★C6AZ 5310-F
66	A(57B, F)	8	428			x		x				P	A		2	r/b D2AZ 5310-A
66	A(57B, F)-H/D	8	428	2030		x		x			M		N	Gold Orange	2	C6AZ 5310-N
66	A(57B)-H/D	8	428			x		x				P	N		2	
66	A(57F)-H/D	8	428	2130		x		x				P	N	Gold Brown	2	C6AZ 5310-R
66	A(57B, F)-H/D	8	428			x		x			M		A		2	
66	A(57B, F)-H/D	8	428	2235		x		x				P	A	Gold Pink	2	C6AZ 5310-S

• Recommended to be serviced in pairs only
A - Air Conditioning M - Manual Steering N - Less Air Conditioning P - Power Steering

COPYRIGHT © 1975 — FORD MOTOR COMPANY — DEARBORN, MICHIGAN
FINAL ISSUE

5310 - continued 1966 FRONT SPRING APPLICATION CHART

YEAR	MODEL	ENGINE CYL.	ENGINE C.I.D.	LOAD (LBS.)	TRANSMISSION 3/S	4/S	O/D	C6	C4	C/M	STRG. MANUAL	STRG. POWER	A/C	MARKINGS	QTY.	•PART NUMBER
					''A'' (FORD) -- WITHOUT THERMACTOR - FROM 2/14/66 - continued											
66	A(62B, E)	6	240	1730	x		x		x		M		N	Red Brown	2	★C6AZ 5310-J
66	A(62B, E)	6	240		x				x			P	N		2	r/b C6AZ 5310-A
66	A(62E)	6	240				x					P	N		2	
66	A(62B, E)	6	240	1800	x						M		A	Yellow Green	2	C6AZ 5310-A
66	A(62B)	6	240				x				M		P		2	
66	A(62B, E)	6	240	1800			x		x		M		A	Yellow Green	2	C6AZ 5310-A
66	A(62B, E)	6	240		x		x		x			P	A		2	
66	A(62B, E)-H/D	6	240	1845	x		x		x	x	M	P	N	Gold Red	2	C6AZ 5310-L
66	A(62B, E)-H/D	6	240	1845	x		x		x	x	M		A	Gold Red	2	C6AZ 5310-L
66	A(62E)-H/D	6	240		x							P	A		2	
66	A(62B)-H/D	6	240	1935	x							P	A	Gold Violet	2	★C6AZ 5310-M
66	A(62B, E)-H/D	6	240				x		x		x	P	A		2	r/b C6AZ 5310-N
66	A(62B, E)-P/I	6	240	1760	x		x			x	M	P	N	2 Blue	2	★C5AZ 5310-T
																Not replaced
66	A(62B, E)-P/I	6	240	1845	x		x			x	M	P	A	2 Green	2	★C5AZ 5310-Y
																Not replaced
66	A(62B, E)	8	289	1730	x		x		x		M		N	Red Brown	2	★C6AZ 5310-J
66	A(62E)	8	289							x	M		N		2	r/b C6AZ 5310-A
66	A(62B, E)	8	289	1800	x		x		x	x		P	N	Yellow Green	2	C6AZ 5310-A
66	A(62B)	8	289							x	M		N		2	
66	A(62B, E)	8	289	1800	x		x		x	x	M		A	Yellow Green	2	C6AZ 5310-A
66	A(62B, E)	8	289	1950	x		x		x	x		P	A	Yellow Violet	2	C6AZ 5310-C
66	A(62B, E)-H/D	8	289	1845	x		x		x	x	M		N	Gold Red	2	C6AZ 5310-L
66	A(62B, E)-H/D	8	289		x				x			P	N		2	
66	A(62B, E)-H/D	8	289	1845			x			x		P	N	Gold Red	2	C6AZ 5310-L
66	A(62B, E)-H/D	8	289		x						M		A		2	
66	A(62E)-H/D	8	289				x		x		M		A		2	
66	A(62B)-H/D	8	289	1935			x				M		A	Gold Violet	2	★C6AZ 5310-M
66	A(62B, E)-H/D	8	289							x	M		A		2	r/b C6AZ 5310-N
66	A(62B, E)-H/D	8	289		x		x		x	x		P	A		2	
66	A(62B, E)-P/I	8	289	1760	x		x			x	M		N	2 Blue	2	★C5AZ 5310-T
66	A(62B, E)-P/I	8	289		x							P	N		2	Not replaced
66	A(62B, E)-P/I	8	289	1845			x			x		P	N	2 Green	2	★C5AZ 5310-Y
66	A(62B, E)-P/I	8	289		x		x			x	M		A		2	Not replaced
66	A(62B, E)-P/I	8	289		x							P	A		2	
66	A(62E)-P/I	8	289				x					P	A		2	
66	A(62B)-P/I	8	289	1935			x					P	A	2 Silver	2	★C5AZ 5310-Z
66	A(62B, E)-P/I	8	289							x		P	A		2	Not replaced
66	A(62B, E)	8	352	1950						x	M	P	N	Yellow Violet	2	C6AZ 5310-C
66	A(62B, E)	8	352	2030						x	M		A	Red Green	2	C6AZ 5310-D
66	A(62B, E)	8	352	2116						x		P	A	Red Violet	2	★C6AZ 5310-E
																r/b D2AZ 5310-A
66	A(62B, E)-H/D	8	352	1935						x	M		N	Gold Violet	2	★C6AZ 5310-M
																r/b C6AZ 5310-N
66	A(62B, E)-H/D	8	352	2030						x		P	N	Gold Orange	2	C6AZ 5310-N
66	A(62B, E)-H/D	8	352							x	M		A		2	
66	A(62B, E)-H/D	8	352	2130						x		P	A	Gold Brown	2	C6AZ 5310-R
66	A(62B, E)	8	390 2/B	1950				x		x	M		A	Yellow Violet	2	C6AZ 5310-C
66	A(62E)	8	390 2/B							x		P	N		2	
66	A(62B, E)	8	390 2/B					x				P	N		2	
66	A(62B)	8	390 2/B	2030						x		P	N	Red Green	2	C6AZ 5310-D
66	A(62E)	8	390 2/B							x	M		A		2	
66	A(62B, E)	8	390 2/B					x			M		A		2	
66	A(62B)	8	390 2/B	2116						x	M		A	Red Violet	2	★C6AZ 5310-E
66	A(62B, E)	8	390 2/B					x		x		P	A		2	r/b D2AZ 5310-A

• Recommended to be serviced in pairs only
A - Air Conditioning M - Manual Steering N - Less Air Conditioning P - Power Steering

HALPERT_AUCTIONS

5310 - continued

1966 FRONT SPRING APPLICATION CHART

YEAR	MODEL	ENGINE CYL.	ENGINE C.I.D.	LOAD (LBS.)	TRANSMISSION 3/S	4/S	O/D	C6	C4	C/M	STRG. MANUAL	STRG. POWER	A/C	MARKINGS	QTY.	•PART NUMBER
					"A" (FORD) -- WITHOUT THERMACTOR - FROM 2/14/66 - continued											
66	A(62B, E)-H/D	8	390 2/B	1935				x		x	M		N	Gold Violet	2	★C6AZ 5310-M r/b C6AZ 5310-N
66	A(62B, E)-H/D	8	390 2/B	2030				x		x		P	N	Gold Orange	2	C6AZ 5310-N
66	A(62E)-H/D	8	390 2/B							x	M		A		2	
66	A(62B, E)-H/D	8	390 2/B					x			M		A		2	
66	A(62B)-H/D	8	390 2/B	2130						x	M		A	Gold Brown	2	C6AZ 5310-R
66	A(62B, E)-H/D	8	390 2/B					x		x		P	A		2	
66	A(62B, E)-P/I	8	390 2/B	1845				x			M		N	2 Green	2	★C5AZ 5310-Y Not replaced
66	A(62B, E)-P/I	8	390 2/B	2030				x				P	N	2 Gold	2	C5AZ 5310-AA
66	A(62B, E)-P/I	8	390 2/B					x			M		A		2	
66	A(62B, E)-P/I	8	390 2/B	2130				x				P	A	2 Violet	2	★C5AZ 5310-AB r/b D2OZ 5310-K
66	A(62B, E)	8	390 4/B	1950	x	x		x		x	M		N	Yellow Violet	2	C6AZ 5310-C
66	A(62B, E)	8	390 4/B		x	x						P	N		2	
66	A(62E)	8	390 4/B					x				P	N		2	
66	A(62B)	8	390 4/B	2030				x				P	N	Red Green	2	C6AZ 5310-D
66	A(62B, E)	8	390 4/B							x		P	N		2	
66	A(62B, E)	8	390 4/B		x						M		A		2	
66	A(62E)	8	390 4/B			x		x			M		A		2	
66	A(62B)	8	390 4/B	2116		x		x			M		A	Red Violet	2	★C6AZ 5310-E
66	A(62B, E)	8	390 4/B							x	M		A		2	r/b D2AZ 5310-A
66	A(62B, E)	8	390 4/B		x	x		x		x		P	A		2	
66	A(62B, E)-H/D	8	390 4/B	1935	x	x		x		x	M		N	Gold Violet	2	★C6AZ 5310-M r/b C6AZ 5310-N
66	A(62B, E)-H/D	8	390 4/B	2030	x	x		x		x		P	N	Gold Orange	2	C6AZ 5310-N
66	A(62B, E)-H/D	8	390 4/B		x						M		A		2	
66	A(62E)-H/D	8	390 4/B			x		x			M		A		2	
66	A(62B)-H/D	8	390 4/B	2130		x		x			M		A	Gold Brown	2	C6AZ 5310-R
66	A(62B, E)-H/D	8	390 4/B				•			x	M		A		2	
66	A(62B, E)-H/D	8	390 4/B		x	x		x		x		P	A		2	
66	A(62B)-P/I	8	390 4/B	1935	x	x		x			M		N	2 Silver	2	★C5AZ 5310-Z Not replaced
66	A(62E)-P/I	8	390 4/B	1845	x	x		x			M		N	2 Green	2	★C5AZ 5310-Y Not replaced
66	A(62B, E)-P/I	8	390 4/B	2030	x	x		x				P	N	2 Gold	2	C5AZ 5310-AA
66	A(62B, E)-P/I	8	390 4/B		x						M		A		2	
66	A(62E)-P/I	8	390 4/B			x		x			M		A		2	
66	A(62B, E)-P/I	8	390 4/B	2130	x	x		x				P	A	2 Violet	2	★C5AZ 5310-AB
66	A(62B)-P/I	8	390 4/B			x		x			M		A		2	r/b D2OZ 5310-K
66	A(62B, E)	8	427 4/B	1935		x					M		N	Gold Violet	2	★C6AZ 5310-M r/b C6AZ 5310-N
66	A(62B, E)	8	427 8/B	2030		x					M		N	Gold Orange	2	C6AZ 5310-N
66	A(62B, E)	8	427			x						P	N		2	
66	A(62B, E)	8	427	2130		x					M	P	A	Gold Brown	2	C6AZ 5310-R
66	A(62B, E)	8	428	1950		x		x			M		N	Yellow Violet	2	C6AZ 5310-C
66	A(62B, E)	8	428			x						P	N		2	
66	A(62E)	8	428					x				P	N		2	
66	A(62B)	8	428	2030				x				P	N	Red Green	2	C6AZ 5310-D
66	A(62E)	8	428			x		x			M		A		2	
66	A(62B)	8	428	2116		x		x			M		A	Red Violet	2	★C6AZ 5310-E
66	A(62B, E)	8	428			x		x				P	A		2	r/b D2AZ 5310-A

• Recommended to be serviced in pairs only
A - Air Conditioning M - Manual Steering N - Less Air Conditioning P - Power Steering

COPYRIGHT © 1975 — FORD MOTOR COMPANY — DEARBORN, MICHIGAN
FINAL ISSUE

5310 - continued 1966 FRONT SPRING APPLICATION CHART

YEAR	MODEL	ENGINE CYL.	ENGINE C.I.D.	LOAD (LBS.)	TRANSMISSION 3/S	4/S	O/D	C6	C4	C/M	STRG. MANUAL	STRG. POWER	A/C	MARKINGS	QTY.	• PART NUMBER
					"A" (FORD) -- WITHOUT THERMACTOR - FROM 2/14/66 - continued											
66	A(62B, E)-H/D	8	428	1935		x		x			M		N	Gold Violet	2	★C6AZ 5310-M r/b C6AZ 5310-N
66	A(62B, E)-H/D	8	428	2030		x		x				P	N	Gold Orange	2	C6AZ 5310-N
66	A(62E)-H/D	8	428			x		x			M		A		2	
66	A(62B)-H/D	8	428	2130		x		x			M	P	A	Gold Brown	2	C6AZ 5310-R
66	A(62B)-P/I	8	428	1935		x					M		N	2 Silver	2	★C5AZ 5310-Z
66	A(62B, E)-P/I	8	428					x			M		N		2	Not replaced
66	A(62B, E)-P/I	8	428	2030		x		x				P	N	2 Gold	2	C5AZ 5310-AA
66	A(62E)-P/I	8	428			x		x			M		A		2	
66	A(62B)-P/I	8	428	2130		x		x			M		A	2 Violet	2	★C5AZ 5310-AB
66	A(62B, E)-P/I	8	428			x		x				P	A		2	r/b D2OZ 5310-K
66	A(63B)	6	240	1730	x		x		x		M		N	Red Brown	2	★C6AZ 5310-J r/b C6AZ 5310-A
66	A(63B)	6	240	1800	x		x		x			P	N	Yellow Green	2	C6AZ 5310-A
66	A(63B)	6	240	1800	x		x		x		M		A	Yellow Green	2	C6AZ 5310-A
66	A(63B)	6	240	1950	x		x		x			P	A	Yellow Violet	2	C6AZ 5310-C
66	A(63B)-H/D	6	240	1845	x		x		x	x	M		N	Gold Red	2	C6AZ 5310-L
66	A(63B)-H/D	6	240		x							P	N		2	
66	A(63B)-H/D	6	240	1845			x		x	x		P	N	Gold Red	2	C6AZ 5310-L
66	A(63B)-H/D	6	240		x				x		M		A		2	
66	A(63B)-H/D	6	240	1935			x			x	M		A	Gold Violet	2	★C6AZ 5310-M
66	A(63B)-H/D	6	240		x			x	x	x		P	A		2	r/b C6AZ 5310- N
66	A(63B)	8	289	1800	x		x		x	x	M		N	Yellow Green	2	C6AZ 5310-A
66	A(63F)	8	289						x		M		N		2	
66	A(63B)	8	289		x				x			P	N		2	
66	A(63C)	8	289	1800					x		M		N	Yellow Green	2	C6AZ 5310-A
66	A(63F)	8	289						x	x	M		N		2	
66	A(63B)	8	289				x			x		P	N		2	
66	A(63C, F)	8	289						x			P	N		2	
66	A(63F)	8	289							x		P	N		2	
66	A(63B)	8	289		x				x	x	M		A		2	
66	A(63B, C, F)	8	289	1950			x		x		M		A	Yellow Violet	2	C6AZ 5310-C
66	A(63F)	8	289							x	M		A		2	
66	A(63B)	8	289		x		x		x			P	A		2	
66	A(63C, F)	8	289	2030				x		x		P	A	Red Green	2	C6AZ 5310-D
66	A(63B, F)	8	289							x		P	A		2	
66	A(63B)-H/D	8	289	1845	x		x		x		M		N	Gold Red	2	C6AZ 5310-L
66	A(63C, F)-H/D	8	289	1845						x	M		N	Gold Red	2	C6AZ 5310-L
66	A(63B)-H/D	8	289		x		x			x		P	N		2	
66	A(63F)-H/D	8	289						x			P	N		2	
66	A(63B)-H/D	8	289	1935	x		x			x	M		A	Gold Violet	2	★C6AZ 5310-M
66	A(63F)-H/D	8	289		x		x				M		A		2	r/b C6AZ 5310-N
66	A(63C)-H/D	8	289						x	x		P	N		2	
66	A(63F)-H/D	8	289							x		P	N		2	
66	A(63B)-H/D	8	289		x		x		x			P	A		2	
66	A(63C)-H/D	8	289	2030					x		M	P	A	Gold Orange	2	C6AZ 5310-N
66	A(63C, F) H/D	8	289							x	M		A		2	
66	A(63F)-H/D	8	289						x			P	A		2	
66	A(63B, C, F) H/D	8	289							x		P	A		2	

• Recommended to be serviced in pairs only
A - Air Conditioning M - Manual Steering N - Less Air Conditioning P - Power Steering

HALPERT_AUCTIONS

5310 - continued 1966 FRONT SPRING APPLICATION CHART

YEAR	MODEL	ENGINE CYL.	ENGINE C.I.D.	LOAD (LBS.)	TRANSMISSION 3/S	4/S	O/D	C6	C4	C/M	STRG. MANUAL	STRG. POWER	A/C	MARKINGS	QTY.	●PART NUMBER
"A" (FORD) -- WITHOUT THERMACTOR - FROM 2/14/66 - continued																
66	A(63B)	8	352	1950						x	M		N	Yellow Violet	2	C6AZ 5310-C
66	A(63C, F)	8	352	2030						x	M		N	Red Green	2	C6AZ 5310-D
66	A(63B, F)	8	352							x		P	N		2	
66	A(63C)	8	352	2116						x		P	N	Red Violet	2	★C6AZ 5310-E
66	A(63B, F)	8	352							x	M		A		2	r/b D2AZ 5310-A
66	A(63B)	8	352							x		P	A		2	
66	A(63C)	8	352	2200						x	M	P	A	Yellow Orange	2	★C6AZ 5310-F
66	A(63F)	8	352							x		P	A		2	r/b D2AZ 5310-A
66	A(63B)-H/D	8	352	1935						x	M		N	Gold Violet	2	★C6AZ 5310-M r/b C6AZ 5310-N
66	A(63C, F)-H/D	8	352	2030						x	M		N		2	C6AZ 5310-N
66	A(63B, F)-H/D	8	352							x		P	N		2	
66	A(63C)-H/D	8	352	2130						x		P	N	Gold Brown	2	C6AZ 5310-R
66	A(63B, F)-H/D	8	352							x	M		A		2	
66	A(63B)-H/D	8	352							x		P	A		2	
66	A(63C)-H/D	8	352	2235						x	M		A	Gold Pink	2	C6AZ 5310-S
66	A(63C, F)-H/D	8	352							x		P	A		2	
66	A(63B)	8	390 2/B	1950				x		x	M		N	Yellow Violet	2	C6AZ 5310-C
66	A(63C, F)	8	390 2/B	2030				x		x	M		N	Red Green	2	C6AZ 5310-D
66	A(63B, F)	8	390 2/B					x		x		P	N		2	
66	A(63C)	8	390 2/B	2116				x		x		P	N	Red Violet	2	★C6AZ 5310-E
66	A(63B, F)	8	390 2/B					x			M		A		2	r/b D2AZ 5310-A
66	A(63B)	8	390 2/B					x				P	A		2	
66	A(63C)	8	390 2/B	2200				x		x	M		A	Yellow Orange	2	★C6AZ 5310-F
66	A(63B, C, F)	8	390 2/B							x		P	A		2	r/b D2AZ 5310-A
66	A(63C, F)	8	390 2/B					x				P	A		2	
66	A(63B)-H/D	8	390 2/B	1935				x			M		N	Gold Violet	2	★C6AZ 5310-M r/b C6AZ 5310-N
66	A(63B, C, F)-H/D	8	390 2/B	2030						x	M		N	Gold Orange	2	C6AZ 5310-N
66	A(63C, F)-H/D	8	390 2/B					x			M		N		2	
66	A(63B, F)-H/D	8	390 2/B					x		x		P	N		2	
66	A(63C)-H/D	8	390 2/B	2130				x		x		P	N	Gold Brown	2	C6AZ 5310-R
66	A(63B, F)-H/D	8	390 2/B					x		x	M		A		2	
66	A(63C)-H/D	8	390 2/B							x	M	P	A		2	
66	A(63B)-H/D	8	390 2/B					x				P	A		2	
66	A(63C)-H/D	8	390 2/B	2235						x	M		A	Gold Pink	2	C6AZ 5310-S
66	A(63C, F)-H/D	8	390 2/B					x		x		P	A		2	
66	A(63B)	8	390 4/B	1950	x	x		x		x	M		N	Yellow Violet	2	C6AZ 5310-C
66	A(63C, F)	8	390 4/B	2030		x		x		x	M		N	Red Green	2	C6AZ 5310-D
66	A(63B, F)	8	390 4/B		x	x		x				P	N		2	
66	A(63B)	8	390 4/B						x			P	N		2	
66	A(63B, F)	8	390 4/B	2116	x	x		x		x	M		A	Red Violet	2	★C6AZ 5310-E
66	A(63B)	8	390 4/B		x	x						P	A		2	r/b D2AZ 5310-A
66	A(63C)	8	390 4/B			x		x				P	N		2	
66	A(63C, F)	8	390 4/B						x			P	N		2	
66	A(63C)	8	390 4/B	2200		x		x		x	M		A	Yellow Orange	2	★C6AZ 5310-F
66	A(63B, C, F)	8	390 4/B					x		x		P	A		2	r/b D2AZ 5310-A
66	A(63C, F)	8	390 4/B			x						P	A		2	

● Recommended to be serviced in pairs only
A - Air Conditioning M - Manual Steering N - Less Air Conditioning P - Power Steering

May, 1975

COPYRIGHT © 1975 — FORD MOTOR COMPANY — DEARBORN, MICHIGAN

FINAL ISSUE

5310 - continued 1966 FRONT SPRING APPLICATION CHART

YEAR	MODEL	ENGINE CYL.	ENGINE C.I.D.	LOAD (LBS.)	TRANSMISSION 3/S	4/S	O/D	C6	C4	C/M	STRG. MANUAL	STRG. POWER	A/C	MARKINGS	QTY.	• PART NUMBER
					"A" (FORD) -- WITHOUT THERMACTOR - FROM 2/14/66 - continued											
66	A(63B)-H/D	8	390 4/B	1935	x						M		N	Gold Violet	2	★C6AZ 5310-M r/b C6AZ 5310-N
66	A(63B, C, F)-H/D	8	390 4/B	2030		x		x		x	M		N	Gold Orange	2	C6AZ 5310-N
66	A(63B)-H/D	8	390 4/B		x	x		x		x		P	N		2	
66	A(63F)-H/D	8	390 4/B			x		x				P	N		2	
66	A(63B, F)-H/D	8	390 4/B	2130	x	x		x		x	M		A	Gold Brown	2	C6AZ 5310-R
66	A(63C)-H/D	8	390 4/B			x		x		x		P	N		2	
66	A(63F)-H/D	8	390 4/B							x		P	N		2	
66	A(63B)-H/D	8	390 4/B		x	x		x		x		P	A		2	
66	A(63C)-H/D	8	390 4/B	2235		x		x		x	M		A	Gold Pink	2	C6AZ 5310-S
66	A(63C, F)-H/D	8	390 4/B			x		x		x		P	A		2	
66	A(63B, F)	8	427 8/B	2030		x					M		N	Gold Orange	2	C6AZ 5310-N
66	A(63B, C, F)	8	427 4/B			x					M		N		2	
66	A(63B)	8	427 4/B			x						P	N		2	
66	A(63B, C, F)	8	427 8/B	2130		x						P	N	Gold Brown	2	C6AZ 5310-R
66	A(63C)	8	427 8/B			x					M		N		2	
66	A(63C, F)	8	427 4/B			x						P	N		2	
66	A(63B)	8	427			x					M		A		2	
66	A(63C, F)	8	427	2235		x					M		A	Gold Pink	2	C6AZ 5310-S
66	A(63B, C, F)	8	427			x						P	A		2	
66	A(63B)	8	428	1950		x		x			M		N	Yellow Violet	2	C6AZ 5310-C
66	A(63C, F)	8	428	2030		x		x			M		N	Red Green	2	C6AZ 5310-D
66	A(63B, F)	8	428			x		x				P	N		2	
66	A(63C)	8	428	2116		x		x				P	N	Red Violet	2	★C6AZ 5310-E
66	A(63B, F)	8	428			x		x			M		A		2	r/b D2AZ 5310-A
66	A(63B)	8	428			x						P	A		2	
66	A(63C)	8	428	2200		x		x			M		A	Yellow Orange	2	★C6AZ 5310-F
66	A(63C, F)	8	428			x						P	A		2	r/b D2AZ 5310-A
66	A(63B, C, F)	8	428					x				P	A		2	
66	A(63B, C, F)-H/D	8	428	2030		x		x			M		N	Gold Orange	2	C6AZ 5310-N
66	A(63B, F)-H/D	8	428			x		x				P	N		2	
66	A(63C)-H/D	8	428	2130		x		x				P	N	Gold Brown	2	C6AZ 5310-R
66	A(63B, F)-H/D	8	428			x		x			M		A		2	
66	A(63B)-H/D	8	428			x		x				P	A		2	
66	A(63C)-H/D	8	428	2235		x		x			M		A	Gold Pink	2	C6AZ 5310-S
66	A(63C, F)-H/D	8	428			x		x				P	A		2	
66	A(71A, B, C, D, E)	6	240	1650	x				x		M		N	Brown Pink	2	C6AZ 5310-V
66	A(71B, C, D)	6	240				x				M		N		2	
66	A(71A, E)	6	240	1730			x				M		N	Red Brown	2	★C6AZ 5310-J
66	A(71A, B, C, D, E)	6	240		x		x		x			P	N		2	r/b C6AZ 5310-A
66	A(71A, B, C, D, E)	6	240	1800	x		x		x		M		A	Yellow Green	2	C6AZ 5310-A
66	A(71A, B, C, D, E)	6	240	1800	x		x		x			P	A	Yellow Green	2	C6AZ 5310-A
66	A(71A,B,C,D,E)-H/D	6	240	1845	x		x		x	x	M	P	N	Gold Red	2	C6AZ 5310-L
66	A(71A,B,C,D,E)-H/D	6	240	1845	x		x		x	x	M		A	Gold Red	2	C6AZ 5310-L
66	A(71A,B,C,D,E)-H/D	6	240		x		x		x			P	A		2	
66	A(71B, D)-H/D	6	240							x		P	A		2	
66	A(71A, C, E)-H/D	6	240	1935						x		P	A	Gold Violet	2	★C6AZ 5310-M r/b C6AZ 5310-N
66	A(71B, C, D)-P/I	6	240	1760	x		x			x	M	P	N	2 Blue	2	★C5AZ 5310-T
66	A(71B, C, D)-P/I	6	240		x						M		A		2	Not replaced
66	A(71B, C, D)-P/I	6	240	1845			x			x	M		A	2 Green	2	★C5AZ 5310-Y
66	A(71B, C, D)-P/I	6	240		x		x			x		P	A		2	Not replaced

• Recommended to be serviced in pairs only
A - Air Conditioning M - Manual Steering N - Less Air Conditioning P - Power Steering

HALPERT_AUCTIONS

5310 - continued

1966 FRONT SPRING APPLICATION CHART

YEAR	MODEL	ENGINE CYL.	ENGINE C.I.D.	LOAD (LBS.)	TRANSMISSION 3/S	4/S	O/D	C6	C4	C/M	STRG. MANUAL	STRG. POWER	A/C	MARKINGS	QTY.	• PART NUMBER
					"A" (FORD) -- WITHOUT THERMACTOR - FROM 2/14/66 - continued											
66	A(71A, B, C, D, E)	8	289	1730	x		x		x	x	M		N	Red Brown	2	★C6AZ 5310-J
66	A(71A, B, C, D, E)	8	289		x				x			P	N		2	r/b C6AZ 5310-A
66	A(71B, D)	8	289				x					P	N		2	
66	A(71A, C, E)	8	289	1800			x					P	N	Yellow Green	2	C6AZ 5310-A
66	A(71A, B, C, D, E)	8	289							x		P	N		2	
66	A(71B, C, D, E)	8	289		x						M		A		2	
66	A(71B, D)	8	289						x		M		A		2	
66	A(71A)	8	289	1800	x						M		A	Yellow Green	2	C6AZ 5310-A
66	A(71A, B, C, D, E)	8	289				x			x	M		A		2	
66	A(71A, C, E)	8	289						x		M		A		2	
66	A(71A, B, C, D, E)	8	289		x		x		x			P	A		2	
66	A(71B, D)	8	289							x		P	A		2	
66	A(71A, C, E)	8	289	1950						x		P	A	Yellow Violet	2	C6AZ 5310-C
66	A(71A,B,C,D,E)-H/D	8	289	1845	x		x		x	x	M	P	N	Gold Red	2	C6AZ 5310-L
66	A(71A,B,C,D,E)-H/D	8	289	1845	x		x		x	x	M		A	Gold Red	2	C6AZ 5310-L
66	A(71B, C, D)-H/D	8	289		x							P	A		2	
66	A(71D)-H/D	8	289						x			P	A		2	
66	A(71A, E)-H/D	8	289	1935	x							P	A	Gold Violet	2	★C6AZ 5310-M
66	A(71A,B,C,D,E)-H/D	8	289				x			x		P	A		2	r/b C6AZ 5310-N
66	A(71A, B, C, E)-H/D	8	289						x			P	A		2	
66	A(71B, C, D)-P/I	8	289	1760	x		x			x	M	P	N	2 Blue	2	★C5AZ 5310-T Not replaced
66	A(71B, C, D)-P/I	8	289	1845	x		x			x	M	P	A	2 Green	2	★C5AZ 5310-Y Not replaced
66	A(71A, B, C, D, E)	8	352	1800						x	M		N	Yellow Green	2	C6AZ 5310-A
66	A(71A, B, C, D, E)	8	352	1950						x		P	N	Yellow Violet	2	C6AZ 5310-C
66	A(71A, B, C, D, E)	8	352	2030						x	M		A	Red Green	2	C6AZ 5310-D
66	A(71A, B, C, D, E)	8	352	2116						x		P	A	Red Violet	2	★C6AZ 5310-E r/b D2AZ 5310-A
66	A(71A,B,C,D,E)-H/D	8	352	1935						x	M	P	N	Gold Violet	2	★C6AZ 5310-M r/b C6AZ 5310-N
66	A(71A,B,C,D,E)-H/D	8	352	2030						x	M		A	Gold Orange	2	C6AZ 5310-N
66	A(71A,B,C,D,E)-H/D	8	352	2130						x		P	A	Gold Brown	2	C6AZ 5310-R
66	A(71A, B, C, D, E)	8	390 2/B	1800				x		x	M		N	Yellow Green	2	C6AZ 5310-A
66	A(71A, B, C, D, E)	8	390 2/B	1950				x		x		P	N	Yellow Violet	2	C6AZ 5310-C
66	A(71A, B, C, D, E)	8	390 2/B	2030				x		x	M		A	Red Green	2	C6AZ 5310-D
66	A(71A, B, C, D, E)	8	390 2/B	2116				x		x		P	A	Red Violet	2	★C6AZ 5310-E r/b D2AZ 5310-A
66	A(71A,B,C,D,E)-H/D	8	390 2/B	1935				x		x	M	P	N	Gold Violet	2	★C6AZ 5310-M r/b C6AZ 5310-N
66	A(71A,B,C,D,E)-H/D	8	390 2/B	2030				x		x	M		A	Gold Orange	2	C6AZ 5310-N
66	A(71A,B,C,D,E)-H/D	8	390 2/B	2130				x		x		P	A	Gold Brown	2	C6AZ 5310-R
66	A(71B, C, D)-P/I	8	390 2/B	1845				x			M		N	2 Green	2	★C5AZ 5310-Y Not replaced
66	A(71B, C, D)-P/I	8	390 2/B	1935				x				P	N	2 Silver	2	★C5AZ 5310-Z Not replaced
66	A(71B, C, D)-P/I	8	390 2/B	2030				x			M		A	2 Gold	2	C5AZ 5310-AA
66	A(71D)-P/I	8	390 2/B					x				P	A		2	
66	A(71B, C)-P/I	8	390 2/B	2130				x				P	A	2 Violet	2	★C5AZ 5310-AB r/b D2OZ 5310-K

• Recommended to be serviced in pairs only
A - Air Conditioning M - Manual Steering N - Less Air Conditioning P - Power Steering

COPYRIGHT © 1975 — FORD MOTOR COMPANY — DEARBORN, MICHIGAN

5310 - continued **1966 FRONT SPRING APPLICATION CHART**

YEAR	MODEL	ENGINE CYL.	ENGINE C.I.D.	LOAD (LBS.)	TRANSMISSION 3/S	4/S	O/D	C6	C4	C/M	STRG. MANUAL	STRG. POWER	A/C	MARKINGS	QTY.	●PART NUMBER
					"A" (FORD) -- WITHOUT THERMACTOR - FROM 2/14/66 - continued											
66	A(71A, B, C, D, E)	8	390 4/B	1800	x			x			M		N	Yellow Green	2	C6AZ 5310-A
66	A(71B, C, D)	8	390 4/B							x	M		N		2	
66	A(71A, B, C, D, E)	8	390 4/B	1950	x			x		x		P	N	Yellow Violet	2	C6AZ 5310-C
66	A(71A, E)	8	390 4/B							x	M		N		2	
66	A(71A, B, C, D, E)	8	390 4/B	2030	x			x		x	M		A	Red Green	2	C6AZ 5310-D
66	A(71A, B, C, D, E)	8	390 4/B	2116	x			x		x		P	A	Red Violet	2	★C6AZ 5310-E r/b D2AZ 5310-A
66	A(71A,B,C,D,E)-H/D	8	390 4/B	1935	x			x		x	M	P	N	Gold Violet	2	★C6AZ 5310-M r/b C6AZ 5310-N
66	A(71A,B,C,D,E)-H/D	8	390 4/B	2030	x			x		x	M		A	Gold Orange	2	C6AZ 5310-N
66	A(71A,B,C,D,E)-H/D	8	390 4/B	2130	x			x		x		P	A	Gold Brown	2	C6AZ 5310-R
66	A(71B, C, D)-P/I	8	390 4/B	1845	x			x			M		N	2 Green	2	★C5AZ 5310-Y Not replaced
66	A(71B, C, D)-P/I	8	390 4/B	1935	x			x				P	N	2 Silver	2	★C5AZ 5310-Z Not replaced
66	A(71B, C, D)-P/I	8	390 4/B	2030	x			x			M		A	2 Gold	2	C5AZ 5310-AA
66	A(71B, C, D)-P/I	8	390 4/B	2130	x			x				P	A	2 Violet	2	★C5AZ 5310-AB r/b D2OZ 5310-K
66	A(71A, B, C, D, E)	8	428	1800				x			M		N	Yellow Green	2	C6AZ 5310-A
66	A(71A, B, C, D, E)	8	428	1950				x				P	N	Yellow Violet	2	C6AZ 5310-C
66	A(71A, B, C, D, E)	8	428	2030				x			M		A	Red Green	2	C6AZ 5310-D
66	A(71A, B, C, D, E)	8	428	2116				x				P	A	Red Violet	2	★C6AZ 5310-E r/b D2AZ 5310-A
66	A(71A,B,C,D,E)-H/D	8	428	1935				x			M	P	N	Gold Violet	2	★C6AZ 5310-M r/b C6AZ 5310-N
66	A(71A,B,C,D,E)-H/D	8	428	2030				x			M		A	Gold Orange	2	C6AZ 5310-N
66	A(71A,B,C,D,E)-H/D	8	428	2130				x				P	A	Gold Brown	2	C6AZ 5310-R
66	A(71B, C, D)-P/I	8	428	1845				x			M		N	2 Green	2	★C5AZ 5310-Y Not replaced
66	A(71B, C, D)-P/I	8	428	1935				x				P	N	2 Silver	2	★C5AZ 5310-Z Not replaced
66	A(71B, C, D)-P/I	8	428	2030				x			M		A	2 Gold	2	C5AZ 5310-AA
66	A(71B, C, D)-P/I	8	428	2130				x				P	A	2 Violet	2	★C5AZ 5310-AB r/b D2OZ 5310-K
66	A(76A)	6	240	1800	x				x		M		N	Yellow Green	2	C6AZ 5310-A
66	A(76A)	6	240	1800			x				M		N	Yellow Green	2	C6AZ 5310-A
66	A(76A)	6	240		x		x		x			P	N		2	
66	A(76A)	6	240	1950	x		x		x		M		A	Yellow Violet	2	C6AZ 5310-C
66	A(76A)	6	240	2030	x		x		x			P	A	Red Green	2	C6AZ 5310-D
66	A(76A)-H/D	6	240	1845	x		x		x	x	M		N	Gold Red	2	C6AZ 5310-L
66	A(76A)-H/D	6	240		x				x			P	N		2	
66	A(76A)-H/D	6	240	1935			x			x		P	N	Gold Violet	2	★C6AZ 5310-M
66	A(76A)-H/D	6	240		x		x		x		M		A		2	r/b C6AZ 5310-N
66	A(76A)-H/D	6	240	2030						x	M		A	Gold Orange	2	C6AZ 5310-N
66	A(76A)-H/D	6	240		x		x		x	x		P	A		2	
66	A(76A)	8	289	1800	x		x		x	x	M		N	Yellow Green	2	C6AZ 5310-A
66	A(76A)	8	289		x				x			P	N		2	
66	A(76B)	8	289	1950					x		M		N	Yellow Violet	2	C6AZ 5310-C
66	A(76A)	8	289				x			x		P	N		2	
66	A(76B)	8	289						x			P	N		2	
66	A(76A)	8	289		x						M		A		2	

• Recommended to be serviced in pairs only
A - Air Conditioning M - Manual Steering N - Less Air Conditioning P - Power Steering

HALPERT_AUCTIONS

5310 - continued 1966 FRONT SPRING APPLICATION CHART

YEAR	MODEL	ENGINE CYL.	ENGINE C.I.D.	LOAD (LBS.)	TRANSMISSION 3/S	4/S	O/D	C6	C4	C/M	STRG. MANUAL	STRG. POWER	A/C	MARKINGS	QTY.	• PART NUMBER
"A" (FORD) -- WITHOUT THERMACTOR - FROM 2/14/66 - continued																
66	A(76A)	8	289	2030			x				M		A	Red Green	2	C6AZ 5310-D
66	A(76A, B)	8	289						x		M		A		2	
66	A(76A)	8	289							x	M		A		2	
66	A(76A)	8	289		x		x		x			P	A		2	
66	A(76A)	8	289	2116						x		P	A	Red Violet	2	★C6AZ 5310-E
66	A(76B)	8	289						x			P	A		2	r/b D2AZ 5310-A
66	A(76A)-H/D	8	289	1845	x		x		x		M		N	Gold Red	2	C6AZ 5310-L
66	A(76B)-H/D	8	289	1935					x		M		N	Gold Violet	2	★C6AZ 5310-M
66	A(76A, B)-H/D	8	289							x	M		N		2	r/b C6AZ 5310-N
66	A(76A)-H/D	8	289		x		x		x	x		P	N		2	
66	A(76B)-H/D	8	289						x			P	N		2	
66	A(76B)-H/D	8	289	2030						x		P	N	Gold Orange	2	C6AZ 5310-N
66	A(76A)-H/D	8	289		x		x		x	x	M		A		2	
66	A(76B)-H/D	8	289						x		M		A		2	
66	A(76A)-H/D	8	289		x		x		x			P	A		2	
66	A(76B)-H/D	8	289	2130						x	M		A	Gold Brown	2	C6AZ 5310-R
66	A(76B)-H/D	8	289						x			P	A		2	
66	A(76A, B)-H/D	8	289							x		P	A		2	
66	A(76A)	8	352	2030						x	M		N	Red Green	2	C6AZ 5310-D
66	A(76B)	8	352	2116						x	M		N	Red Violet	2	★C6AZ 5310-E
66	A(76A)	8	352							x		P	N		2	r/b D2AZ 5310-A
66	A(76B)	8	352	2200						x		P	N	Yellow Orange	2	★C6AZ 5310-F
66	A(76A)	8	352							x	M	P	A		2	r/b D2AZ 5310-A
66	A(76B)	8	352	2290						x	M	P	A	Yellow Brown	2	C6AZ 5310-G
66	A(76A)-H/D	8	352	2030						x	M		N	Gold Orange	2	C6AZ 5310-N
66	A(76B)-H/D	8	352	2130						x	M		N	Gold Brown	2	C6AZ 5310-R
66	A(76A, B)-H/D	8	352							x		P	N		2	
66	A(76A, B)-H/D	8	352	2235						x	M		A	Gold Pink	2	C6AZ 5310-S
66	A(76A)-H/D	8	352							x		P	A		2	
66	A(76B)-H/D	8	352	2345						x		P	A	Gold Gray	2	C6AZ 5310-T
66	A(76A)	8	390 2/B	2030				x		x	M		N	Red Green	2	C6AZ 5310-D
66	A(76B)	8	390 2/B	2116				x		x	M		N	Red Violet	2	★C6AZ 5310-E
66	A(76A)	8	390 2/B					x		x		P	N		2	r/b D2AZ 5310-A
66	A(76B)	8	390 2/B	2200				x		x		P	N	Yellow Orange	2	★C6AZ 5310-F
66	A(76A)	8	390 2/B					x		x	M		A		2	r/b D2AZ 5310-A
66	A(76B)	8	390 2/B					x			M	P	A		2	
66	A(76A)	8	390 2/B							x		P	A		2	
66	A(76B)	8	390 2/B	2290						x	M	P	A	Yellow Brown	2	C6AZ 5310-G
66	A(76B)	8	390 2/B					x				P	A		2	
66	A(76A)-H/D	8	390 2/B	2030				x		x	M		N	Gold Orange	2	C6AZ 5310-N
66	A(76B)-H/D	8	390 2/B	2130				x		x	M		N	Gold Brown	2	C6AZ 5310-R
66	A(76A, B)-H/D	8	390 2/B					x		x		P	N		2	
66	A(76A, B)-H/D	8	390 2/B	2235				x		x	M		A	Gold Pink	2	C6AZ 5310-S
66	A(76A)-H/D	8	390 2/B					x		x		P	A		2	
66	A(76B)-H/D	8	390 2/B	2345				x		x		P	A	Gold Gray	2	C6AZ 5310-T

• Recommended to be serviced in pairs only
A - Air Conditioning M - Manual Steering N - Less Air Conditioning P - Power Steering

COPYRIGHT © 1975 — FORD MOTOR COMPANY — DEARBORN, MICHIGAN
FINAL ISSUE

5310 - continued 1966 FRONT SPRING APPLICATION CHART

YEAR	MODEL	ENGINE CYL.	ENGINE C.I.D.	LOAD (LBS.)	TRANSMISSION 3/S	4/S	O/D	C6	C4	C/M	STRG. MANUAL	STRG. POWER	A/C	MARKINGS	QTY.	• PART NUMBER
					"A" (FORD) -- WITHOUT THERMACTOR - FROM 2/14/66 - continued											
66	A(76A)	8	390 4/B	2030	x	x		x		x	M		N	Red Green	2	C6AZ 5310-D
66	A(76B)	8	390 4/B	2116		x		x		x	M		N	Red Violet	2	★C6AZ 5310-E
66	A(76A)	8	390 4/B		x	x		x		x	M	P			2	r/b D2AZ 5310-A
66	A(76B)	8	390 4/B	2200		x		x		x		P	N	Yellow Orange	2	★C6AZ 5310-F
66	A(76A)	8	390 4/B		x	x		x		x	M		A		2	r/b D2AZ 5310-A
66	A(76A)	8	390 4/B		x	x		x				P	A		2	
66	A(76B)	8	390 4/B	2290		x		x		x	M		A	Yellow Brown	2	C6AZ 5310-G
66	A(76A, B)	8	390 4/B							x		P	A		2	
66	A(76B)	8	390 4/B			x		x				P	A		2	
66	A(76A)-H/D	8	390 4/B	2030	x	x		x		x	M		N	Gold Orange	2	C6AZ 5310-N
66	A(76B)-H/D	8	390 4/B	2130		x		x		x	M		N	Gold Brown	2	C6AZ 5310-R
66	A(76A)-H/D	8	390 4/B		x	x		x		x		P	N		2	
66	A(76B)-H/D	8	390 4/B			x		x				P	N		2	
66	A(76B)-H/D	8	390 4/B	2235						x		P	N	Gold Pink	2	C6AZ 5310-S
66	A(76A, B)-H/D	8	390 4/B		x	x		x		x	M		A		2	
66	A(76A)-H/D	8	390 4/B		x	x		x		x		P	A		2	
66	A(76B)-H/D	8	390 4/B	2345		x		x		x		P	A	Gold Gray	2	C6AZ 5310-T
66	A(76A, B)	8	427	2130		x					M		N	Gold Brown	2	C6AZ 5310-R
66	A(76A)	8	427			x						P	N		2	
66	A(76B)	8	427	2235		x						P	N	Gold Pink	2	C6AZ 5310-S
66	A(76A)	8	427			x					M		A		2	
66	A(76B)	8	427 4/B			x					M		A		2	
66	A(76A)	8	427 4/B			x						P	A		2	
66	A(76D)	8	427			x					M	P	N		2	
66	A(76B)	8	427 8/B	2345		x					M		A	Gold Gray	2	C6AZ 5310-T
66	A(76A)	8	427 8/B			x						P	A		2	
66	A(76B)	8	427			x						P	A		2	
66	A(76D)	8	427			x					M		A		2	
66	A(76D)	8	427	2460		x						P	A	Red Orange	2	C6AZ 5310-U
66	A(76A)	8	428	2030		x		x			M		N	Red Green	2	C6AZ 5310-D
66	A(76B)	8	428	2116		x		x			M		N	Red Violet	2	★C6AZ 5310-E
66	A(76A)	8	428			x		x				P	N		2	r/b D2AZ 5310-A
66	A(76B)	8	428	2200		x		x				P	N	Yellow Orange	2	★C6AZ 5310-F
66	A(76A)	8	428			x		x			M	P	A		2	r/b D2AZ 5310-A
66	A(76D)	8	428			x		x			M	P	N		2	
66	A(76B)	8	428	2290		x		x			M	P	A	Yellow Brown	2	C6AZ 5310-G
66	A(76D)	8	428			x		x			M		A		2	
66	A(76D)	8	428	2380		x		x				P	A	Yellow Gold	2	C6AZ 5310-H
66	A(76A)-H/D	8	428	2030		x		x			M		N	Gold Orange	2	C6AZ 5310-N
66	A(76B, D)-H/D	8	428	2130		x		x			M		N	Gold Brown	2	C6AZ 5310-R
66	A(76A, B)-H/D	8	428			x		x				P	N		2	
66	A(76A, B)-H/D	8	428	2235		x		x			M		A	Gold Pink	2	C6AZ 5310-S
66	A(76A)-H/D	8	428			x		x				P	A		2	
66	A(76D)-H/D	8	428			x		x				P	N		2	
66	A(76B)-H/D	8	428	2345		x		x				P	A	Gold Grey	2	C6AZ 5310-T
66	A(76D)-H/D	8	428			x		x			M	P	A		2	

• Recommended to be serviced in pairs only
A - Air Conditioning M - Manual Steering N - Less Air Conditioning P - Power Steering

HALPERT_AUCTIONS

5310 - continued

1966 FRONT SPRING APPLICATION CHART

YEAR	MODEL	ENGINE CYL.	ENGINE C.I.D.	LOAD (LBS.)	TRANSMISSION 3/S	4/S	O/D	C6	C4	C/M	STRG. MANUAL	STRG. POWER	A/C	MARKINGS	QTY.	●PART NUMBER
					''A'' (FORD) -- WITH THERMACTOR - BEFORE 2/14/66											
66	A(54A, B, E)	6	240	1800	x		x		x		M		N	Yellow Green	2	C6AZ 5310-A
66	A(54A, B, E)	6	240	1800	x		x		x			P	N	Yellow Green	2	C6AZ 5310-A
66	A(54A, B, E)	6	240	1950	x		x		x		M		A	Yellow Violet	2	C6AZ 5310-C
66	A(54B)	6	240		x				x			P	A		2	
66	A(54E)	6	240		x							P	A		2	
66	A(54A)	6	240	2030	x		x		x			P	A	Red Green	2	C6AZ 5310-D
66	A(54B)	6	240				x					P	A		2	
66	A(54E)	6	240				x		x			P	A		2	
66	A(54B)-H/D	6	240	1845	x						M		N	Gold Red	2	C6AZ 5310-L
66	A(54B)-H/D	6	240	1845			x		x		M		N	Gold Red	2	C6AZ 5310-L
66	A(54A, E)-H/D	6	240		x		x		x		M		N		2	
66	A(54A, B, E)-H/D	6	240		x		x		x			P	N		2	
66	A(54A, B, E)-H/D	6	240		x		x		x		M		A	Gold Violet	2	★C6AZ 5310-M
66	A(54B)-H/D	6	240		x							P	A		2	r/b C6AZ 5310-N
66	A(54B)-H/D	6	240				x		x			P	A		2	
66	A(54A, E)-H/D	6	240	2030	x		x		x			P	A	Gold Orange	2	C6AZ 5310-N
66	A(54B)	8	289	1800	x				x		M		N	Yellow Green	2	C6AZ 5310-A
66	A(54B)	8	289	1800			x			x	M		N	Yellow Green	2	C6AZ 5310-A
66	A(54A, E)	8	289		x		x		x	x	M		N		2	
66	A(54A)	8	289		x				x			P	N		2	
66	A(54B)	8	289		x		x		x	x		P	N		2	
66	A(54E)	8	289		x		x		x			P	N		2	
66	A(54A)	8	289	1950			x			x		P	N	Yellow Violet	2	C6AZ 5310-C
66	A(54E)	8	289							x		P	N		2	
66	A(54A, B, E)	8	289		x				x		M		A		2	
66	A(54B)	8	289				x				M		A		2	
66	A(54B)	8	289	2030						x	M		A	Red Green	2	C6AZ 5310-D
66	A(54E)	8	289				x			x	M		A		2	
66	A(54A, B, E)	8	289		x		x		x	x		P	A		2	
66	A(54A, B, E)-H/D	8	289	1845	x		x		x	x	M		N	Gold Red	2	C6AZ 5310-L
66	A(54B)-H/D	8	289		x				x			P	N		2	
66	A(54B)-H/D	8	289	1935			x			x		P	N	Gold Violet	2	★C6AZ 5310-M
66	A(54A, E)-H/D	8	289		x		x		x	x		P	N		2	r/b C6AZ 5310-N
66	A(54B)-H/D	8	289		x				x		M		A		2	
66	A(54B)-H/D	8	289	2030			x			x	M		A	Gold Orange	2	C6AZ 5310-N
66	A(54A, E)-H/D	8	289		x		x		x	x	M		A		2	
66	A(54A, B, E)-H/D	8	289		x		x		x	x		P	A		2	
66	A(54A, B, E)	8	352	2030						x	M		N	Red Green	2	C6AZ 5310-D
66	A(54A, B, E)	8	352	2116						x		P	N	Red Violet	2	★C6AZ 5310-E
66	A(54B)	8	352							x	M		A		2	r/b D2AZ 5310-A
66	A(54A, E)	8	352	2200						x	M		A	Yellow Orange	2	★C6AZ 5310-F
66	A(54A, B, E)	8	352							x		P	A		2	r/b D2AZ 5310-A
66	A(54A, B, E)-H/D	8	352	2030						x	M		N	Gold Orange	2	C6AZ 5310-N
66	A(54A, B, E)-H/D	8	352	2130						x		P	N	Gold Brown	2	C6AZ 5310-R
66	A(54B)-H/D	8	352							x	M		A		2	
66	A(54A, E)-H/D	8	352	2235						x	M		A	Gold Pink	2	C6AZ 5310-S
66	A(54A, B, E)-H/D	8	352							x		P	A		2	
66	A(54A, B, E)-H/D	8	352	2030						x	M		N	2 Gold	2	⁂C5AZ 5310-AA
66	A(54A, B, E)-H/D	8	352	2130						x		P	N	2 Violet	2	★⁂C5AZ 5310-AB
66	A(54B)-H/D	8	352							x	M		A		2	r/b D2OZ 5310-K
66	A(54A, E)-H/D	8	352	2235						x	M		A	2 Violet	2	★⁂C5AZ 5310-U
66	A(54A, B, E)-H/D	8	352							x		P	A		2	r/b D2OZ 5310-K

⁂ Must be used with high speed ride & handling package for Police use only

● Recommended to be serviced in pairs only

A - Air Conditioning M - Manual Steering N - Less Air Conditioning P - Power Steering

COPYRIGHT © 1975 — FORD MOTOR COMPANY — DEARBORN, MICHIGAN

FINAL ISSUE

5310 - continued **1966 FRONT SPRING APPLICATION CHART**

YEAR	MODEL	ENGINE CYL.	ENGINE C.I.D.	LOAD (LBS.)	TRANSMISSION 3/S	4/S	O/D	C6	C4	C/M	STRG. MANUAL	STRG. POWER	A/C	MARKINGS	QTY.	PART NUMBER
					"A" (FORD) -- WITH THERMACTOR - BEFORE 2/14/66 - continued											
66	A(54A, B, E)	8	390 2/B	2030	x			x		x	M		N	Red Green	2	C6AZ 5310-D
66	A(54B)	8	390 2/B		x							P	N		2	
66	A(54B)	8	390 2/B	2116				x		x		P	N	Red Violet	2	★C6AZ 5310-E
66	A(54A, E)	8	390 2/B		x			x		x		P	N		2	r/b D2AZ 5310-A
66	A(54B)	8	390 2/B		x			x			M		A		2	
66	A(54B)	8	390 2/B	2200						x	M		A	Yellow Orange	2	★C6AZ 5310-F
66	A(54A, E)	8	390 2/B		x			x		x	M		A		2	r/b D2AZ 5310-A
66	A(54A, B, E)	8	390 2/B		x			x		x		P	A		2	
66	A(54A, B, E)-H/D	8	390 2/B	2030	x			x		x	M		N	Gold Orange	2	C6AZ 5310-N
66	A(54B)-H/D	8	390 2/B		x							P	N		2	
66	A(54B)-H/D	8	390 2/B	2130				x		x		P	N	Gold Brown	2	C6AZ 5310-R
66	A(54A, E)-H/D	8	390 2/B		x			x		x		P	N		2	
66	A(54A)-H/D	8	390 2/B		x						M		A		2	
66	A(54B)-H/D	8	390 2/B		x			x		x	M		A		2	
66	A(54E)-H/D	8	390 2/B		x			x			M		A		2	
66	A(54A)-H/D	8	390 2/B	2235				x		x	M		A	Gold Pink	2	C6AZ 5310-S
66	A(54E)-H/D	8	390 2/B							x	M		A		2	
66	A(54A, B, E)-H/D	8	390 2/B		x			x		x		P	A		2	
66	A(54A, B, E)-H/D	8	390 2/B	2030				x		x	M		N	2 Gold	2	ΔC5AZ 5310-AA
66	A(54A, B, E)-H/D	8	390 2/B	2130				x		x		P	N	2 Violet	2	★ΔC5AZ 5310-AB
66	A(54B)-H/D	8	390 2/B							x	M		A		2	r/b D2OZ 5310-K
66	A(54B, E)-H/D	8	390 2/B					x			M		A		2	
66	A(54A, E)-H/D	8	390 2/B	2235						x	M		A	2 Pink	2	★ΔC5AZ 5310-U
66	A(54A)-H/D	8	390 2/B					x			M		A		2	r/b D2OZ 5310-K
66	A(54A, B, E)-H/D	8	390 2/B					x		x		P	A		2	
66	A(54A, B, E)	8	390 4/B	2030	x	x	x	x		x	M		N	Red Green	2	C6AZ 5310-D
66	A(54A, B, E)	8	390 4/B	2116	x	x	x	x		x		P	N	Red Violet	2	★C6AZ 5310-E
66	A(54B)	8	390 4/B		x						M		A		2	r/b D2AZ 5310-A
66	A(54B)	8	390 4/B	2200		x	x	x		x	M		A	Yellow Orange	2	★C6AZ 5310-F
66	A(54A, E)	8	390 4/B		x	x	x	x		x	M		A		2	r/b D2AZ 5310-A
66	A(54B, E)	8	390 4/B		x	x	x	x		x		P	A		2	
66	A(54A)	8	390 4/B		x	x		x		x		P	A		2	
66	A(54A)	8	390 4/B	2290			x					P	A	Yellow Brown	2	C6AZ 5310-G
66	A(54A, B, E)-H/D	8	390 4/B	2030	x	x	x	x		x	M		N	Gold Orange	2	C6AZ 5310-N
66	A(54A, B, E)-H/D	8	390 4/B	2130	x	x	x	x		x		P	N	Gold Brown	2	C6AZ 5310-R
66	A(54B)-H/D	8	390 4/B		x	x		x		x	M		A		2	
66	A(54E)-H/D	8	390 4/B		x						M		A		2	
66	A(54A)-H/D	8	390 4/B	2235	x	x	x	x		x	M		A	Gold Pink	2	C6AZ 5310-S
66	A(54B)-H/D	8	390 4/B				x				M		A		2	
66	A(54E)-H/D	8	390 4/B			x	x	x		x	M		A		2	
66	A(54A, B, E)-H/D	8	390 4/B		x	x	x	x		x		P	A		2	
66	A(54A, B, E)-H/D	8	390 4/B	2030	x	x		x		x	M		N	2 Gold	2	ΔC5AZ 5310-AA
66	A(54A, B, E)-H/D	8	390 4/B	2130	x	x		x		x		P	N	2 Violet	2	★ΔC5AZ 5310-AB
66	A(54B, E)-H/D	8	390 4/B		x						M		A		2	r/b D2OZ 5310-K
66	A(54B)-H/D	8	390 4/B			x		x		x	M		A		2	
66	A(54A)-H/D	8	390 4/B	2235	x						M		A	2 Pink	2	★ΔC5AZ 5310-U
66	A(54A, E)-H/D	8	390 4/B			x		x		x	M		A		2	r/b D2OZ 5310-K
66	A(54A, B, E)-H/D	8	390 4/B		x	x		x		x		P	A		2	

Δ Must be used with high speed ride & handling package for Police use only

• Recommended to be serviced in pairs only

A - Air Conditioning M - Manual Steering N - Less Air Conditioning P - Power Steering

HALPERT_AUCTIONS

5310 - continued

1966 FRONT SPRING APPLICATION CHART

YEAR	MODEL	ENGINE CYL.	ENGINE C.I.D.	LOAD (LBS.)	TRANSMISSION 3/S	4/S	O/D	C6	C4	C/M	STRG. MANUAL	STRG. POWER	A/C	MARKINGS	QTY.	●PART NUMBER
					"A" (FORD) -- WITH THERMACTOR - BEFORE 2/14/66 - continued											
66	A(54A, B, E)	8	427	2130		x					M	P	N	Gold Brown	2	C6AZ 5310-R
66	A(54A, B, E)	8	427	2235		x					M	P	A	Gold Pink	2	C6AZ 5310-S
66	A(54A, B, E)	8	428	2030		x		x			M		N	Red Green	2	C6AZ 5310-D
66	A(54A, B, E)	8	428	2116		x		x				P	N	Red Violet	2	★C6AZ 5310-E r/b D2AZ 5310-A
66	A(54A, B, E)	8	428	2200		x		x			M	P	A	Yellow Orange	2	★C6AZ 5310-F r/b D2AZ 5310-A
66	A(54A, B, E)-H/D	8	428	2030		x		x			M		N	Gold Orange	2	C6AZ 5310-N
66	A(54A, B, E)-H/D	8	428	2130		x		x				P	N	Gold Brown	2	C6AZ 5310-R
66	A(54B)-H/D	8	428			x		x			M		A		2	
66	A(54A, E)-H/D	8	428	2235							M		A	Gold Pink	2	C6AZ 5310-S
66	A(54A, B, E)-H/D	8	428			x		x				P	A		2	
66	A(54A, B, E)-P/I	8	428	2030	x	x	x	x			M		N	Gold Orange	2	C6AZ 5310-N
66	A(54A, B, E)-P/I	8	428	2130	x	x	x	x				P	N	Gold Brown	2	C6AZ 5310-R
66	A(54B)-P/I	8	428		x	x		x			M		A		2	
66	A(54E)-P/I	8	428		x						M		A		2	
66	A(54A)-P/I	8	428	2235	x	x	x	x			M		A	Gold Pink	2	C6AZ 5310-S
66	A(54B)-P/I	8	428				x				M		A		2	
66	A(54E)-P/I	8	428			x	x	x			M		A		2	
66	A(54A, B, E)-P/I	8	428		x	x	x	x				P	A		2	
66	A(54A, B, E)-H/D	8	428	2030				x			M		N	2 Gold	2	⁂C5AZ 5310-AA
66	A(54A, B, E)-H/D	8	428	2130				x				P	N	2 Violet	2	★⁂C5AZ 5310-AB
66	A(54B)-H/D	8	428					x			M		A		2	r/b D2OZ 5310-K
66	A(54A, E)-H/D	8	428	2235				x			M		A	2 Pink	2	★⁂C5AZ 5310-U
66	A(54A, B, E)-H/D	8	428					x				P	A		2	r/b D2OZ 5310-K
66	A(57B)	6	240	1800	x						M		N	Yellow Green	2	C6AZ 5310-A
66	A(57B)	6	240	1800			x		x		M		N	Yellow Green	2	C6AZ 5310-A
66	A(57B)	6	240		x		x		x			P	N		2	
66	A(57B)	6	240	1950	x		x		x		M		A	Yellow Violet	2	C6AZ 5310-C
66	A(57B)	6	240	2030	x		x		x			P	A	Red Green	2	C6AZ 5310-D
66	A(57B)-H/D	6	240	1845	x		x		x		M		N	Gold Red	2	C6AZ 5310-L
66	A(57B)-H/D	6	240	1935	x		x		x			P	N	Gold Violet	2	★C6AZ 5310-M
66	A(57B)-H/D	6	240		x						M		A		2	r/b C6AZ 5310-N
66	A(57B)-H/D	6	240	2030			x		x		M		A	Gold Orange	2	C6AZ 5310-N
66	A(57B)-H/D	6	240		x		x		x			P	A		2	
66	A(57B)	8	289	1800	x		x		x	x	M		N	Yellow Green	2	C6AZ 5310-A
66	A(57F)	8	289	1950					x	x	M		N	Yellow Violet	2	C6AZ 5310-C
66	A(57B)	8	289		x		x		x	x		P	N		2	
66	A(57F)	8	289						x			P	N		2	
66	A(57F)	8	289	2030						x		P	N	Red Green	2	C6AZ 5310-D
66	A(57B)	8	289		x		x		x	x	M		A		2	
66	A(57B)	8	289		x				x			P	A		2	
66	A(57F)	8	289						x		M		A		2	
66	A(57F)	8	289	2116						x	M		A	Red Violet	2	★C6AZ 5310-E
66	A(57B)	8	289				x			x		P	A		2	r/b D2AZ 5310-A
66	A(57F)	8	289						x	x		P	A		2	

⁂ Must be used with high speed ride & handling package for Police use only

● Recommended to be serviced in pairs only

A - Air Conditioning M - Manual Steering N - Less Air Conditioning P - Power Steering

May, 1975

COPYRIGHT © 1975 — FORD MOTOR COMPANY — DEARBORN, MICHIGAN

FINAL ISSUE

HALPERT_AUCTIONS

5310 - continued 1966 FRONT SPRING APPLICATION CHART

YEAR	MODEL	ENGINE CYL.	ENGINE C.I.D.	LOAD (LBS.)	TRANSMISSION 3/S	4/S	O/D	C6	C4	C/M	STRG. MANUAL	STRG. POWER	A/C	MARKINGS	QTY.	● PART NUMBER
					"A" (FORD) -- WITH THERMACTOR - BEFORE 2/14/66 - continued											
66	A(57B)-H/D	8	289	1845	x				x		M		N	Gold Red	2	C6AZ 5310-L
66	A(57B)-H/D	8	289	1935			x			x	M		N	Gold Violet	2	★C6AZ 5310-M
66	A(57F)-H/D	8	289						x	x	M		N		2	r/b C6AZ 5310-N
66	A(57B)-H/D	8	289		x		x		x	x		P	N		2	
66	A(57F)-H/D	8	289						x			P	N		2	
66	A(57F)-H/D	8	289	2030						x		P	N	Gold Orange	2	C6AZ 5310-N
66	A(57B)-H/D	8	289		x		x		x	x	M		A		2	
66	A(57F)-H/D	8	289						x		M		A		2	
66	A(57B)-H/D	8	289		x				x			P	A		2	
66	A(57F)-H/D	8	289	2130						x	M		A	Gold Brown	2	C6AZ 5310-R
66	A(57B)-H/D	8	289				x			x		P	A		2	
66	A(57F)-H/D	8	289						x	x		P	A		2	
66	A(57B, F)	8	352	2116						x	M		N	Red Violet	2	★C6AZ 5310-E
66	A(57B)	8	352							x		P	N		2	r/b D2AZ 5310-A
66	A(57F)	8	352	2200						x		P	N	Yellow Orange	2	★C6AZ 5310-F
66	A(57B)	8	352							x	M		A		2	r/b D2AZ 5310-A
66	A(57F)	8	352	2290						x	M	P	A	Yellow Brown	2	C6AZ 5310-G
66	A(57B)	8	352							x		P	A		2	
66	A(57B, F)-H/D	8	352	2130						x	M	P	N	Gold Brown	2	C6AZ 5310-R
66	A(57B, F)-H/D	8	352	2235						x	M		A	Gold Pink	2	C6AZ 5310-S
66	A(57B)-H/D	8	352							x		P	A		2	
66	A(57F)-H/D	8	352	2345						x		P	A	Gold Gray	2	C6AZ 5310-T
66	A(57E)-H/D	8	352	2130						x	M	P	N	2 Violet	2	★⁂C5AZ 5310-AB r/b D2OZ 5310-K
66	A(57E)-H/D	8	352	2235						x	M	P	A	2 Pink	2	★⁂C5AZ 5310-U r/b D2OZ 5310-K
66	A(57B)	8	390 2/B	2030	x			x			M		N	Red Green	2	C6AZ 5310-D
66	A(57B)	8	390 2/B	2116						x	M		N	Red Violet	2	★C6AZ 5310-E
66	A(57F)	8	390 2/B					x		x	M		N		2	r/b D2AZ 5310-A
66	A(57B)	8	390 2/B		x			x		x		P	N		2	
66	A(57F)	8	390 2/B	2200				x		x		P	N	Yellow Orange	2	★C6AZ 5310-F
66	A(57B)	8	390 2/B		x			x		x	M		A		2	r/b D2AZ 5310-A
66	A(57F)	8	390 2/B					x			M		A		2	
66	A(57B)	8	390 2/B		x							P	A		2	
66	A(57F)	8	390 2/B	2290						x	M		A	Yellow Brown	2	C6AZ 5310-G
66	A(57B, F)	8	390 2/B					x		x		P	A		2	
66	A(57B)-H/D	8	390 2/B	2030	x			x			M		N	Gold Orange	2	C6AZ 5310-N
66	A(57B)-H/D	8	390 2/B	2130						x	M		N	Gold Brown	2	C6AZ 5310-R
66	A(57F)-H/D	8	390 2/B					x		x	M		N		2	
66	A(57B, F)-H/D	8	390 2/B		x			x		x		P	N		2	
66	A(57B, F)-H/D	8	390 2/B	2235	x			x		x	M		A	Gold Pink	2	C6AZ 5310-S
66	A(57B)-H/D	8	390 2/B		x			x		x		P	A		2	
66	A(57F)-H/D	8	390 2/B	2345				x		x		P	A	Gold Gray	2	C6AZ 5310-T
66	A(57B)-H/D	8	390 2/B	2030				x			M		N	2 Gold	2	⁂C5AZ 5310-AA
66	A(57B)-H/D	8	390 2/B	2130						x	M	P	N	2 Violet	2	★⁂C5AZ 5310-AB
66	A(57B)-H/D	8	390 2/B					x				P	N		2	r/b D2OZ 5310-K
66	A(57B)-H/D	8	390 2/B	2235				x		x	M	P	A	2 Pink	2	★⁂C5AZ 5310-U r/b D2OZ 5310-K

⁂ Must be used with high speed ride & handling package for Police use only

● Recommended to be serviced in pairs only

A - Air Conditioning M - Manual Steering N - Less Air Conditioning P - Power Steering

HALPERT_AUCTIONS

5310 - continued 1966 FRONT SPRING APPLICATION CHART

YEAR	MODEL	ENGINE CYL.	ENGINE C.I.D.	LOAD (LBS.)	TRANSMISSION 3/S	4/S	O/D	C6	C4	C/M	STRG. MANUAL	STRG. POWER	A/C	MARKINGS	QTY.	• PART NUMBER
					"A" (FORD) -- WITH THERMACTOR - BEFORE 2/14/66 - continued											
66	A(57B)	8	390 4/B	2030	x						M		N	Red Green	2	C6AZ 5310-D
66	A(57B, F)	8	390 4/B	2116		x	x	x		x	M		N	Red Violet	2	★C6AZ 5310-E
66	A(57B)	8	390 4/B		x	x	x	x		x		P	N		2	r/b D2AZ 5310-A
66	A(57F)	8	390 4/B	2200		x		x		x		P	N	Yellow Orange	2	★C6AZ 5310-F
66	A(57B)	8	390 4/B		x	x	x	x		x	M		A		2	r/b D2AZ 5310-A
66	A(57F)	8	390 4/B	2290		x		x		x	M		A	Yellow Brown	2	C6AZ 5310-G
66	A(57B, F)	8	390 4/B		x	x	x	x		x		P	A		2	
66	A(57B)-H/D	8	390 4/B	2030	x						M		N	Gold Orange	2	C6AZ 5310-N
66	A(57B, F)-H/D	8	390 4/B	2130		x	x	x		x	M		N	Gold Brown	2	C6AZ 5310-R
66	A(57B)-H/D	8	3904/B		x	x	x	x		x		P	N		2	
66	A(57F)-H/D	8	390 4/B			x		x				P	N		2	
66	A(57F)-H/D	8	390 4/B	2235						x		P	N	Gold Pink	2	C6AZ 5310-S
66	A(57B, F)-H/D	8	390 4/B		x	x	x	x		x	M		A		2	
66	A(57B)-H/D	8	390 4/B		x	x	x	x		x		P	A		2	
66	A(57F)-H/D	8	390 4/B	2345		x		x		x		P	A	Gold Gray	2	C6AZ 5310-T
66	A(57B)-H/D	8	390 4/B	2030	x						M		N	2 Gold	2	⁂C5AZ 5310-AA
66	A(57B)-H/D	8	390 4/B	2130		x		x		x	M	P	N	2 Violet	2	★⁂C5AZ 5310-AB
66	A(57B)-H/D	8	390 4/B		x							P	N		2	r/b D2OZ 5310-K
66	A(57B)-H/D	8	390 4/B	2235	x	x		x		x	M	P	A	2 Pink	2	★Δ⁂C5AZ 5310-U r/b D2OZ 5310-K
66	A(57B, F)	8	427	2130		x					M		N	Gold Brown	2	C6AZ 5310-R
66	A(57B)	8	427			x						P	N		2	
66	A(57F)	8	427	2235		x						P	N	Gold Pink	2	C6AZ 5310-S
66	A(57B)	8	427			x					M		A		2	
66	A(57F)	8	427	2345		x					M	P	A	Gold Gray	2	C6AZ 5310-T
66	A(57B)	8	427			x						P	A		2	
66	A(57B, F)	8	428	2116		x		x			M		N	Red Violet	2	★C6AZ 5310-E
66	A(57B)	8	428			x		x				P	N		2	r/b D2AZ 5310-A
66	A(57F)	8	428	2200		x		x				P	N	Yellow Orange	2	★C6AZ 5310-F
66	A(57B)	8	428			x		x			M		A		2	r/b D2AZ 5310-A
66	A(57F)	8	428	2290		x		x			M	P	A	Yellow Brown	2	C6AZ 5310-G
66	A(57B)	8	428			x		x				P	A		2	
66	A(57B, F)-H/D	8	428	2130		x		x			M	P	N	Gold Brown	2	C6AZ 5310-R
66	A(57B, F)-H/D	8	428	2235		x		x			M		A	Gold Pink	2	C6AZ 5310-S
66	A(57B)-H/D	8	428			x		x				P	A		2	
66	A(57F)-H/D	8	428	2345		x		x				P	A	Gold Gray	2	C6AZ 5310-T
66	A(57B)-P/I	8	428	2030	x						M		N	Gold Orange	2	C6AZ 5310-N
66	A(57B, F)-P/I	8	428	2130		x	x	x			M		N	Gold Brown	2	C6AZ 5310-R
66	A(57B, F)-P/I	8	428		x	x	x	x				P	N		2	
66	A(57B, F)-P/I	8	428	2235	x	x	x	x			M		A	Gold Pink	2	C6AZ 5310-S
66	A(57B)-P/I	8	428		x	x	x	x				P	A		2	
66	A(57F)-P/I	8	428	2345		x		x				P	A	Gold Gray	2	C6AZ 5310-T
66	A(57B)-H/D	8	428	2130				x			M	P	N	2 Violet	2	★⁂C5AZ 5310-AB r/b D2OZ 5310-K
66	A(57B)-H/D	8	428	2235				x			M	P	A	2 Pink	2	★⁂C5AZ 5310-U r/b D2OZ 5310-K

Δ Must be used with high speed ride & handling package for Police use only

• Recommended to be serviced in pairs only

A - Air Conditioning M - Manual Steering N - Less Air Conditioning P - Power Steering

May, 1975

COPYRIGHT © 1975 — FORD MOTOR COMPANY — DEARBORN, MICHIGAN

FINAL ISSUE

HALPERT_AUCTIONS

5310 - continued 1966 FRONT SPRING APPLICATION CHART

YEAR	MODEL	ENGINE CYL.	ENGINE C.I.D.	LOAD (LBS.)	TRANSMISSION 3/S	4/S	O/D	C6	C4	C/M	STRG. MANUAL	STRG. POWER	A/C	MARKINGS	QTY.	• PART NUMBER
					"A" (FORD) -- WITH THERMACTOR - BEFORE 2/14/66 - continued											
66	A(62E)	6	240	1730	x						M		N	Red Brown	2	★C6AZ 5310-J r/b C6AZ 5310-A
66	A(62B)	6	240	1800	x		x		x		M		N	Yellow Green	2	C6AZ 5310-A
66	A(62E)	6	240				x		x		M		N		2	
66	A(62B)	6	240		x				x			P	N		2	
66	A(62E)	6	240		x		x		x			P	N		2	
66	A(62B)	6	240	1800			x					P	N	Yellow Green	2	C6AZ 5310-A
66	A(62B)	6	240		x						M		A		2	
66	A(62E)	6	240		x				x		M		A		2	
66	A(62B)	6	240	1950			x		x		M		A	Yellow Violet	2	C6AZ 5310-C
66	A(62E)	6	240				x				M		A		2	
66	A(62B, E)	6	240		x		x		x			P	A		2	
66	A(62B, E)-H/D	6	240	1845	x		x		x		M		N	Gold Red	2	C6AZ 5310-L
66	A(62B, E)-H/D	6	240	1845	x		x		x			P	N	Gold Red	2	C6AZ 5310-L
66	A(62B, E)-H/D	6	240	1935	x		x		x		M		A	Gold Violet	2	★C6AZ 5310-M
66	A(62B)-H/D	6	240		x				x			P	A		2	r/b C6AZ 5310-N
66	A(62E)-H/D	6	240		x		x		x			P	A		2	
66	A(62B)-H/D	6	240	2030			x					P	A	Gold Orange	2	C6AZ 5310-N
66	A(62B)	8	289	1800	x		x		x		M		N	Yellow Green	2	C6AZ 5310-A
66	A(62E)	8	289		x		x		x	x	M		N		2	
66	A(62B)	8	289	1800						x	M		N	Yellow Green	2	C6AZ 5310-A
66	A(62B, E)	8	289		x		x		x	x		P	N		2	
66	A(62B, E)	8	289	1950	x		x		x	x	M		A	Yellow Violet	2	C6AZ 5310-C
66	A(62E)	8	289		x				x			P	A		2	
66	A(62E)	8	289	2030			x			x		P	A	Red Green	2	C6AZ 5310-D
66	A(62B)	8	289		x		x		x	x		P	A		2	
66	A(62B, E)-H/D	8	289	1845	x		x		x	x	M		N	Gold Red	2	C6AZ 5310-L
66	A(62B, E)-H/D	8	289		x		x		x			P	N		2	
66	A(62B, E)-H/D	8	289	1935						x		P	N	Gold Violet	2	★C6AZ 5310-M
66	A(62B, E)-H/D	8	289		x		x		x		M		A		2	r/b C6AZ 5310-N
66	A(62E)-H/D	8	289							x	M		A		2	
66	A(62B)-H/D	8	289	2030						x	M		A	Gold Orange	2	C6AZ 5310-N
66	A(62B, E)-H/D	8	289		x		x		x	x		P	A		2	
66	A(62B, E)	8	352	2030						x	M	P	N	Red Green	2	C6AZ 5310-D
66	A(62B, E)	8	352	2116						x	M		A	Red Violet	2	★C6AZ 5310-E r/b D2AZ 5310-A
66	A(62B, E)	8	352	2200						x		P	A	Yellow Orange	2	★C6AZ 5310-F r/b D2AZ 5310-A
66	A(62B, E)-H/D	8	352	2030						x	M	P	N	Gold Orange	2	C6AZ 5310-N
66	A(62B, E)-H/D	8	352	2130						x	M		A	Gold Brown	2	C6AZ 5310-R
66	A(62B, E)-H/D	8	352	2235						x		P	N	Gold Pink	2	C6AZ 5310-S
66	A(62B, E)-H/D	8	352	2030						x	M	P	A	2 Gold	2	⁂C5AZ 5310-AA
66	A(62B, E)-H/D	8	352	2130						x	M		A	2 Violet	2	★⁂C5AZ 5310-AB r/b D2OZ 5310-K
60	A(62B, E)-H/D	8	352	2235						x		P	A	2 Pink	2	★⁂C5AZ 5310-U r/b D2OZ 5310-K

⁂ Must be used with high speed ride & handling package for Police use only

• Recommended to be serviced in pairs only

A - Air Conditioning M - Manual Steering N - Less Air Conditioning P - Power Steering

HALPERT_AUCTIONS

5310 - continued

1966 FRONT SPRING APPLICATION CHART

YEAR	MODEL	ENGINE CYL.	ENGINE C.I.D.	LOAD (LBS.)	TRANSMISSION 3/S	4/S	O/D	C6	C4	C/M	STRG. MANUAL	STRG. POWER	A/C	MARKINGS	QTY.	•PART NUMBER
"A" (FORD) --WITH THERMACTOR - BEFORE 2/14/66 - continued																
66	A(62E)	8	390 2/B	1950	x						M		N	Yellow Violet	2	C6AZ 5310-C
66	A(62E)	8	390 2/B	2030				x		x	M		N	Red Green	2	C6AZ 5310-D
66	A(62B)	8	390 2/B		x			x		x	M		N		2	
66	A(62B, E)	8	390 2/B		x			x		x		P	N		2	
66	A(62B, E)	8	390 2/B	2116	x			x		x	M		A	Red Violet	2	★C6AZ 5310-E r/b D2AZ 5310-A
66	A(62B, E)	8	390 2/B	2200	x			x		x		P	A	Yellow Orange	2	★C6AZ 5310-F r/b D2AZ 5310-A
66	A(62B, E)-H/D	8	390 2/B	2030	x			x		x	M	P	N	Gold Orange	2	C6AZ 5310-N
66	A(62B, E)-H/D	8	390 2/B	2130	x			x		x	M		A	Gold Brown	2	C6AZ 5310-R
66	A(62E)-H/D	8	390 2/B		x							P	A		2	
66	A(62E)-H/D	8	390 2/B	2235				x		x		P	A	Gold Pink	2	C6AZ 5310-S
66	A(62B)-H/D	8	390 2/B		x			x		x		P	A		2	
66	A(62B, E)-H/D	8	390 2/B	2030				x		x	M	P	N	2 Gold	2	⁂C5AZ 5310-AA
66	A(62B, E)-H/D	8	390 2/B	2130				x		x	M		A	2 Violet	2	★⁂C5AZ 5310-AB r/b D2OZ 5310-K
66	A(62B, E)-H/D	8	390 2/B	2235				x		x		P	A	2 Pink	2	★⁂C5AZ 5310-U r/b D2OZ 5310-K
66	A(62B, E)	8	390 4/B	2030	x	x	x	x		x	M		N	Red Green	2	C6AZ 5310-D
66	A(62B)	8	390 4/B		x	x		x				P	N		2	
66	A(62E)	8	390 4/B		x	x	x	x		x		P	N		2	
66	A(62B)	8	390 4/B	2116			x			x		P	N	Red Violet	2	★C6AZ 5310-E
66	A(62B)	8	390 4/B		x	x		x		x	M		A		2	r/b D2AZ 5310-A
66	A(62E)	8	390 4/B		x	x	x	x		x	M		A		2	
66	A(62B)	8	390 4/B	2200			x				M		A	Yellow Orange	2	★C6AZ 5310-F
66	A(62B, E)	8	390 4/B		x	x	x	x		x		P	A		2	r/b D2AZ 5310-A
66	A(62B, E)-H/D	8	390 4/B	2030	x	x	x	x		x	M		N	Gold Orange	2	C6AZ 5310-N
66	A(62B)-H/D	8	390 4/B		x	x		x				P	N		2	
66	A(62E)-H/D	8	390 4/B		x	x	x	x		x		P	N		2	
66	A(62B)-H/D	8	390 4/B	2130			x			x		P	N	Gold Brown	2	C6AZ 5310-R
66	A(62B, E)-H/D	8	390 4/B		x	x	x	x		x	M		A		2	
66	A(62B, E)-H/D	8	390 4/B	2235	x	x	x	x		x		P	A	Gold Pink	2	C6AZ 5310-S
66	A(62B, E)-H/D	8	390 4/B	2030	x	x		x		x	M		N	2 Gold	2	⁂C5AZ 5310-AA
66	A(62B, E)-H/D	8	390 4/B		x	x		x				P	N		2	
66	A(62E)-H/D	8	390 4/B							x		P	N		2	
66	A(62B)-H/D	8	390 4/B	2130						x		P	N	2 Violet	2	★⁂C5AZ 5310-AB
66	A(62B, E)-H/D	8	390 4/B		x	x		x		x	M		A		2	r/b D2OZ 5310-K
66	A(62B, E)-H/D	8	390 4/B	2235	x	x		x		x		P	A	2 Pink	2	★⁂C5AZ 5310-U r/b D2OZ 5310-K
66	A(62B, E)	8	427	2030		x					M		N	Gold Orange	2	C6AZ 5310-N
66	A(62B, E)	8	427	2130		x						P	N	Gold Brown	2	C6AZ 5310-R
66	A(62B, E)	8	427	2235		x					M	P	A	Gold Pink	2	C6AZ 5310-S
66	A(62B, E)	8	428	2030		x		x			M	P	N	Red Green	2	C6AZ 5310-D
66	A(62B, E)	8	428	2116		x		x			M		A	Red Violet	2	★C6AZ 5310-E r/b D2AZ 5310-A
66	A(62B, E)	8	428	2200		x		x				P	A	Yellow Orange	2	★C6AZ 5310-F r/b D2AZ 5310-A
66	A(62B, E)-H/D	8	428	2030		x		x			M	P	N	Gold Orange	2	C6AZ 5310-N
66	A(62B, E)-H/D	8	428	2130		x		x			M		A	Gold Brown	2	C6AZ 5310-R
66	A(62B, E)-H/D	8	428	2235		x		x				P	A	Gold Pink	2	C6AZ 5310-S

⁂ Must be used with high speed ride & handling package for Police use only

• Recommended to be serviced in pairs only

A - Air Conditioning M - Manual Steering N - Less Air Conditioning P - Power Steering

COPYRIGHT © 1975 — FORD MOTOR COMPANY — DEARBORN, MICHIGAN

FINAL ISSUE

HALPERT AUCTIONS

FORD CAR PARTS

5310 - continued

1966 FRONT SPRING APPLICATION CHART

YEAR	MODEL	ENGINE CYL.	ENGINE C.I.D.	LOAD (LBS.)	TRANSMISSION 3/S	4/S	O/D	C6	C4	C/M	STRG. MANUAL	STRG. POWER	A/C	MARKINGS	QTY.	●PART NUMBER
					"A" (FORD) --WITH THERMACTOR - BEFORE 2/14/66 - continued											
66	A(62B, E)-P/I	8	428	2030	x	x	x	x			M		N	Gold Orange	2	C6AZ 5310-N
66	A(62B)-P/I	8	428		x	x		x				P	N		2	
66	A(62E)-P/I	8	428		x	x	x	x				P	N		2	
66	A(62B)-P/I	8	428	2130			x					P	N	Gold Brown	2	C6AZ 5310-R
66	A(62B, E)-P/I	8	428		x	x	x	x			M		A		2	
66	A(62B, E)-P/I	8	428	2235	x	x	x	x				P	A	Gold Pink	2	C6AZ 5310-S
66	A(62B, E)-H/D	8	428	2030				x			M	P	N	2 Gold	2	⁄C5AZ 5310-AA
66	A(62B, E)-H/D	8	428	2130				x			M		A	2 Violet	2	★⁄C5AZ 5310-AB r/b D2OZ 5310-K
66	A(62B, E)-H/D	8	428	2235				x				P	A	2 Pink	2	★⁄C5AZ 5310-U r/b D2OZ 5310-K
66	A(63B)	6	240	1800	x		x		x		M		N	Yellow Green	2	C6AZ 5310-A
66	A(63B)	6	240	1800	x		x		x			P	N	Yellow Green	2	C6AZ 5310-A
66	A(63B)	6	240	1950	x		x		x		M		A	Yellow Violet	2	C6AZ 5310-C
66	A(63B)	6	240		x				x			P	A		2	
66	A(63B)	6	240	2030			x					P	A	Red Green	2	C6AZ 5310-D
66	A(63B)-H/D	6	240	1845	x						M		N	Gold Red	2	C6AZ 5310-L
66	A(63B)-H/D	6	240	1845			x		x		M		N	Gold Red	2	C6AZ 5310-L
66	A(63B)-H/D	6	240		x		x		x			P	N		2	
66	A(63B)-H/D	6	240	1935	x		x		x		M		A	Gold Violet	2	★C6AZ 5310-M
66	A(63B)-H/D	6	240		x							P	A		2	r/b C6AZ 5310-N
66	A(63B)-H/D	6	240	2030			x		x			P	A	Gold Orange	2	C6AZ 5310-N
66	A(63B)	8	289	1800	x				x		M		N	Yellow Green	2	C6AZ 5310-A
66	A(63B)	8	289	1800			x			x	M		N	Yellow Green	2	C6AZ 5310-A
66	A(63F)	8	289						x	x	M		N		2	
66	A(63B)	8	289		x		x		x	x		P	N		2	
66	A(63C)	8	289	1950					x	x	M		N	Yellow Violet	2	C6AZ 5310-C
66	A(63F)	8	289						x	x		P	N		2	
66	A(63C)	8	289						x			P	N		2	
66	A(63B)	8	289		x		x		x		M		A		2	
66	A(63C)	8	289	2030						x		P	N	Red Green	2	C6AZ 5310-D
66	A(63B)	8	289							x	M		A		2	
66	A(63C)	8	289						x		M		A		2	
66	A(63F)	8	289						x	x	M		A		2	
66	A(63B)	8	289		x		x		x	x		P	A		2	
66	A(63F)	8	289						x			P	A		2	
66	A(63F)	8	289	2116						x		P	A	Red Violet	2	★C6AZ 5310-E
66	A(63C)	8	289						x	x		P	A		2	r/b D2AZ 5310-A
66	A(63C)⁄	8	289							x	M		A		2	
66	A(63B)-H/D	8	289	1845	x		x		x	x	M		N	Gold Red	2	C6AZ 5310-L
66	A(63F)-H/D	8	289						x		M		N		2	
66	A(63B)-H/D	8	289		x				x			P	N		2	
66	A(63C)-H/D	8	289	1935					x	x	M		N	Gold Violet	2	★C6AZ 5310-M
66	A(63F)-H/D	8	289							x	M		N		2	r/b C6AZ 5310-N
66	A(63B)-H/D	8	289				x			x		P	N		2	
66	A(63C)-H/D	8	289						x			P	N		2	
66	A(63F)-H/D	8	289						x	x		P	N		2	
66	A(63B)-H/D	8	289		x		x		x		M		A		2	

⁄ Must be used with high speed ride & handling package for Police use only

● Recommended to be serviced in pairs only

A - Air Conditioning M - Manual Steering N - Less Air Conditioning P - Power Steering

HALPERT_AUCTIONS

5310 - continued

1966 FRONT SPRING APPLICATION CHART

YEAR	MODEL	ENGINE CYL.	ENGINE C.I.D.	LOAD (LBS.)	TRANSMISSION 3/S	4/S	O/D	C6	C4	C/M	STRG. MANUAL	STRG. POWER	A/C	MARKINGS	QTY.	●PART NUMBER
					"A" (FORD) --WITH THERMACTOR - BEFORE 2/14/66 - continued											
66	A(63C)-H/D	8	289	2030						x		P	N	Gold Orange	2	C6AZ 5310-N
66	A(63B)-H/D	8	289							x	M		A		2	
66	A(63C)-H/D	8	289						x		M		A		2	
66	A(63F)-H/D	8	289						x	x	M		A		2	
66	A(63B)-H/D	8	289		x		x		x	x		P	A		2	
66	A(63F)-H/D	8	289						x			P	A		2	
66	A(63C)-H/D	8	289	2130						x	M		A	Gold Brown	2	C6AZ 5310-R
66	A(63C)-H/D	8	289						x	x		P	A		2	
66	A(63F)-H/D	8	289							x		P	A		2	
66	A(63B)	8	352	2030						x	M		N	Red Green	2	C6AZ 5310-D
66	A(63C, F)	8	352	2116						x	M		N	Red Violet	2	★C6AZ 5310-E
66	A(63B, F)	8	352							x		P	N		2	r/b D2AZ 5310-A
66	A(63B)	8	352							x	M		A		2	
66	A(63C)	8	352	2200						x		P	N	Yellow Orange	2	★C6AZ 5310-F
66	A(63F)	8	352							x	M		A		2	r/b D2AZ 5310-A
66	A(63B)	8	352							x		P	A		2	
66	A(63C)	8	352	2290						x	M		A	Yellow Brown	2	C6AZ 5310-G
66	A(63C, F)	8	352							x		P	A		2	
66	A(63B)-H/D	8	352	2030						x	M		N	Gold Orange	2	C6AZ 5310-N
66	A(63C, F)-H/D	8	352	2130						x	M		N	Gold Brown	2	C6AZ 5310-R
66	A(63B, C, F)-H/D	8	352							x		P	N		2	
66	A(63B)-H/D	8	352							x	M		A		2	
66	A(63C, F)-H/D	8	352	2235						x	M		A	Gold Pink	2	C6AZ 5310-S
66	A(63B, F)-H/D	8	352							x		P	A		2	
66	A(63C)-H/D	8	352	2345						x		P	A	Gold Gray	2	C6AZ 5310-T
66	A(63B)-H/D	8	352	2030						x	M		N	2 Gold	2	⁄C5AZ 5310-AA
66	A(63B)-H/D	8	352	2130						x		P	N	2 Violet	2	★⁄C5AZ 5310-AB
66	A(63B)-H/D	8	352							x	M		A		2	r/b D2OZ 5310-K
66	A(63B)-H/D	8	352	2235						x		P	A	2 Pink	2	★⁄C5AZ 5310-U r/b D2OZ 5310-K
66	A(63B)	8	390 2/B	2030	x			x		x	M		N	Red Green	2	C6AZ 5310-D
66	A(63F)	8	390 2/B					x			M		N		2	
66	A(63B)	8	390 2/B		x			x				P	N		2	
66	A(63C)	8	390 2/B	2116				x		x	M		N	Red Violet	2	★C6AZ 5310-E
66	A(63F)	8	390 2/B							x	M		N		2	r/b D2AZ 5310-A
66	A(63B)	8	390 2/B							x		P	N		2	
66	A(63F)	8	390 2/B					x		x		P	N		2	
66	A(63B)	8	390 2/B		x			x			M		A		2	
66	A(63C)	8	390 2/B	2200				x		x		P	N	Yellow Orange	2	★C6AZ 5310-F
66	A(63B)	8	390 2/B							x	M		A		2	r/b D2AZ 5310-A
66	A(63C)	8	390 2/B					x			M		A		2	
66	A(63F)	8	390 2/B					x		x	M		A		2	
66	A(63B)	8	390 2/B		x			x		x		P	A		2	
66	A(63C)	8	390 2/B	2290						x	M		A	Yellow Brown	2	C6AZ 5310-G
66	A(63C, F)	8	390 2/B					x		x		P	A		2	
66	A(63B)-H/D	8	390 2/B	2020	x			x		x	M		N	Gold Orange	2	C6AZ 5310-N
66	A(63F)-H/D	8	390 2/B					x			M		N		2	
66	A(63B)-H/D	8	390 2/B		x			x				P	N		2	

⁄ Must be used with high speed ride & handling package for Police use only

● Recommended to be serviced in pairs only

A - Air Conditioning M - Manual Steering N - Less Air Conditioning P - Power Steering

COPYRIGHT © 1975 — FORD MOTOR COMPANY — DEARBORN, MICHIGAN

FINAL ISSUE

HALPERT AUCTIONS

5310 - continued **1966 FRONT SPRING APPLICATION CHART**

YEAR	MODEL	ENGINE CYL.	ENGINE C.I.D.	LOAD (LBS.)	TRANSMISSION 3/S	4/S	O/D	C6	C4	C/M	STRG. MANUAL	STRG. POWER	A/C	MARKINGS	QTY.	● PART NUMBER
					"A" (FORD) -- WITH THERMACTOR - BEFORE 2/14/66 - continued											
66	A(63C)-H/D	8	390 2/B	2130				x		x	M	P	N	Gold Brown	2	C6AZ 5310-R
66	A(63F)-H/D	8	390 2/B							x	M		N		2	
66	A(63F)-H/D	8	390 2/B					x		x		P	N		2	
66	A(63B)-H/D	8	390 2/B							x		P	N		2	
66	A(63B)-H/D	8	390 2/B		x			x		x	M		A		2	
66	A(63C, F)-H/D	8	390 2/B	2235				x		x	M		A	Gold Pink	2	C6AZ 5310-S
66	A(63B, F)-H/D	8	390 2/B		x			x		x		P	A		2	
66	A(63C)-H/D	8	390 2/B	2345				x		x		P	A	Gold Gray	2	C6AZ 5310-T
66	A(63B)-H/D	8	390 2/B	2030				x		x	M		N	2 Gold	2	⁂C5AZ 5310-AA
66	A(63B)-H/D	8	390 2/B					x				P	N		2	
66	A(63B)-H/D	8	390 2/B	2130						x		P	N	2 Violet	2	★⁂C5AZ 5310-AB
66	A(63B)-H/D	8	390 2/B					x		x	M		A		2	r/b D2OZ 5310-K
66	A(63B)-H/D	8	390 2/B	2235				x		x		P	A	2 Pink	2	★⁂C5AZ 5310-U
																r/b D2OZ 5310-K
66	A(63B)	8	390 4/B	2030	x	x	x	x		x	M		N	Red Green	2	C6AZ 5310-D
66	A(63C, F)	8	390 4/B	2116		x		x		x	M		N	Red Violet	2	★C6AZ 5310-E
66	A(63B, F)	8	390 4/B		x	x	x	x		x		P	N		2	r/b D2AZ 5310-A
66	A(63B)	8	390 4/B		x	x					M		A		2	
66	A(63C)	8	390 4/B	2200		x		x		x		P	N	Yellow Orange	2	★C6AZ 5310-F
66	A(63B)	8	390 4/B				x	x		x	M		A		2	r/b D2AZ 5310-A
66	A(63F)	8	390 4/B			x		x		x	M		A		2	
66	A(63B)	8	390 4/B		x	x	x	x		x		P	A		2	
66	A(63C)	8	390 4/B	2290		x		x		x	M	P	A	Yellow Brown	2	C6AZ 5310-G
66	A(63F)	8	390 4/B			x		x		x		P	A		2	
66	A(63B)-H/D	8	390 4/B	2030	x	x	x	x		x	M		N	Gold Orange	2	C6AZ 5310-N
66	A(63C, F)-H/D	8	390 4/B	2130		x		x		x	M		N	Gold Brown	2	C6AZ 5310-R
66	A(63B, F)-H/D	8	390 4/B		x	x	x	x		x		P	N		2	
66	A(63C)-H/D	8	390 4/B			x		x				P	N		2	
66	A(63B)-H/D	8	390 4/B		x	x		x		x	M		A		2	
66	A(63C)-H/D	8	390 4/B	2235						x		P	N	Gold Pink	2	C6AZ 5310-S
66	A(63B)-H/D	8	390 4/B				x				M		A		2	
66	A(63C, F)-H/D	8	390 4/B			x		x		x	M		A		2	
66	A(63B, F)-H/D	8	390 4/B		x	x	x	x		x		P	A		2	
66	A(63C)-H/D	8	390 4/B	2345		x		x		x		P	A	Gold Gray	2	C6AZ 5310-T
66	A(63B)-H/D	8	390 4/B	2030	x	x		x		x	M		N	2 Gold	2	⁂C5AZ 5310-AA
66	A(63B)-H/D	8	390 4/B	2130	x	x		x		x		P	N	2 Violet	2	★⁂C5AZ 5310-AB
66	A(63B)-H/D	8	390 4/B		x	x		x		x	M		A		2	r/b D2OZ 5310-K
66	A(63B)-H/D	8	390 4/B	2235	x	x		x		x		P	A	2 Pink	2	★⁂C5AZ 5310-U
																r/b D2OZ 5310-K
66	A(63B, C, D, F)	8	427	2130		x					M		N	Gold Brown	2	C6AZ 5310-R
66	A(63B, F)	8	427			x						P	N		2	
66	A(63C, D)	8	427	2235		x						P	N	Gold Pink	2	C6AZ 5310-S
66	A(63B, F)	8	427			x					M		A		2	
66	A(63B)	8	427			x						P	A		2	
66	A(63C, D)	8	427	2345		x					M		A	Gold Gray	2	C6AZ 5310-T
66	A(63C, D, F)	8	427			x						P	A		2	
66	A(63B)	8	428	2030		x		x			M		N	Red Green	2	C6AZ 5310-D
66	A(63C, D, F)	8	428	2116		x		x			M		N	Red Violet	2	★C6AZ 5310-E
66	A(63B, F)	8	428			x		x				P	N		2	r/b D2AZ 5310-A
66	A(63B)	8	428			x					M		A		2	

⁂ Must be used with high speed ride & handling package for Police use only

● Recommended to be serviced in pairs only

A - Air Conditioning M - Manual Steering N - Less Air Conditioning P - Power Steering

HALPERT_AUCTIONS

5310 - continued 1966 FRONT SPRING APPLICATION CHART

YEAR	MODEL	ENGINE CYL.	ENGINE C.I.D.	LOAD (LBS.)	TRANSMISSION 3/S	4/S	O/D	C6	C4	C/M	STRG. MANUAL	STRG. POWER	A/C	MARKINGS	QTY.	●PART NUMBER
					"A" (FORD) -- WITH THERMACTOR - BEFORE 2/14/66 - continued											
66	A(63C, D)	8	428	2200		x		x				P	N	Yellow Orange	2	★C6AZ 5310-F
66	A(63B)	8	428					x			M		A		2	r/b D2AZ 5310-A
66	A(63F)	8	428			x		x			M		A		2	
66	A(63B)	8	428			x		x				P	A		2	
66	A(63C, D)	8	428	2290		x		x			M		A	Yellow Brown	2	C6AZ 5310-G
66	A(63C, D, F)	8	428			x		x				P	A		2	
66	A(63B)-H/D	8	428	2030		x		x			M		N	Gold Orange	2	C6AZ 5310-N
66	A(63C, D, F)-H/D	8	428	2130		x		x			M		N	Gold Brown	2	C6AZ 5310-R
66	A(63B, C, D, F)-H/D	8	428			x		x				P	N		2	
66	A(63B)-H/D	8	428			x		x			M		A		2	
66	A(63C, D, F)-H/D	8	428	2235		x		x			M		A	Gold Pink	2	C6AZ 5310-S
66	A(63B, F)-H/D	8	428			x		x				P	A		2	
66	A(63C, D)-H/D	8	428	2345		x		x				P	A	Gold Gray	2	C6AZ 5310-T
66	A(63B)-P/I	8	428	2030	x	x	x	x			M		N	Gold Orange	2	C6AZ 5310-N
66	A(63C, F)-P/I	8	428	2130		x		x			M		N	Gold Brown	2	C6AZ 5310-R
66	A(63B, C, F)-P/I	8	428		x	x	x	x				P	N		2	
66	A(63B)-P/I	8	428		x	x		x			M		A		2	
66	A(63B)-P/I	8	428	2235			x				M		A	Gold Pink	2	C6AZ 5310-S
66	A(63C, F)-P/I	8	428			x		x			M		A		2	
66	A(63B, F)-P/I	8	428		x	x	x	x				P	A		2	
66	A(63C)-P/I	8	428	2345		x		x				P	A		2	C6AZ 5310-T
66	A(63B)	8	428	2030				x			M		N	2 Gold	2	⁂C5AZ 5310-AA
66	A(63B)	8	428	2130				x				P	N	2 Violet	2	★⁂C5AZ 5310-AB
66	A(63B)	8	428					x			M		A		2	r/b D2OZ 5310-K
66	A(63B)	8	428	2235				x				P	A	2 Pink	2	★⁂C5AZ 5310-U r/b D2OZ 5310-K
66	A(71A, B, C, D, E)	6	240	1730	x		x		x		M		N	Red Brown	2	★C6AZ 5310-J r/b C6AZ 5310-A
66	A(71A, B, C, D, E)	6	240	1800	x		x		x			P	N	Yellow Green	2	C6AZ 5310-A
66	A(71A, B, C, D, E)	6	240	1800	x		x		x		M		A	Yellow Green	2	C6AZ 5310-A
66	A(76B)	6	240		x							P	A		2	
66	A(71D)	6	240		x				x			P	A		2	
66	A(71A, C, E)	6	240	1950	x		x		x			P	A	Yellow Violet	2	C6AZ 5310-C
66	A(71B)	6	240				x		x			P	A		2	
66	A(71D)	6	240				x					P	A		2	
66	A(71A, B, C, D, E)-H/D	6	240	1845	x		x		x		M		N	Gold Red	2	C6AZ 5310-L
66	A(71A, B, C, D, E)-H/D	6	240		x							P	N		2	
66	A(71A, B, D, E)-H/D	6	240						x			P	N		2	
66	A(71D)-H/D	6	240				x					P	N		2	
66	A(71A, B, C, E)-H/D	6	240	1845			x					P	N	Gold Red	2	C6AZ 5310-L
66	A(71C)-H/D	6	240						x			P	N		2	
66	A(71A, B, C, D, E)-H/D	6	240		x				x		M		A		2	
66	A(71B, D)-H/D	6	240				x				M		A		2	
66	A(71A, C, E)-H/D	6	240	1935			x				M		A	Gold Violet	2	★C6AZ 5310-M
66	A(71A, B, C, D, E)-H/D	6	240		x		x		x			P	A		2	r/b C6AZ 5310-N

⁂ Must be used with high speed ride & handling package for Police use only

● Recommended to be serviced in pairs only

A - Air Conditioning M - Manual Steering N - Less Air Conditioning P - Power Steering

COPYRIGHT © 1975 — FORD MOTOR COMPANY — DEARBORN, MICHIGAN

5310 - continued **1966 FRONT SPRING APPLICATION CHART**

YEAR	MODEL	ENGINE CYL.	ENGINE C.I.D.	LOAD (LBS.)	TRANSMISSION 3/S	4/S	O/D	C6	C4	C/M	STRG. MANUAL	STRG. POWER	A/C	MARKINGS	QTY.	• PART NUMBER
					"A" (FORD) -- WITH THERMACTOR - BEFORE 2/14/66 - continued											
66	A(71D)	8	289	1730	x				x		M		N	Red Brown	2	★C6AZ 5310-J r/b C6AZ 5310-A
66	A(71A, B, C, E)	8	289	1800	x		x		x	x	M		N	Yellow Green	2	C6AZ 5310-A
66	A(71D)	8	289				x			x	M	P	N		2	
66	A(71A, B, D, E)	8	289		x		x		x			P	N		2	
66	A(71C)	8	289		x				x			P	N		2	
66	A(71C)	8	289	1800			x					P	N	Yellow Green	2	C6AZ 5310-A
66	A(71A, B, C, E)	8	289							x		P	N		2	
66	A(71A, B, C, D, E)	8	289		x						M		A		2	
66	A(71A, B, D, E)	8	289						x		M		A		2	
66	A(71C)	8	289				x				M		A		2	
66	A(71A, B, C, E)	8	289	1950			x				M		A	Yellow Violet	2	C6AZ 5310-C
66	A(71A, B, C, D, E)	8	289							x	M		A		2	
66	A(71C)	8	289						x		M		A		2	
66	A(71A, B, C, D, E)	8	289		x		x		x			P	A		2	
66	A(71A, B, D, E)	8	289							x		P	A		2	
66	A(71C)	8	289	2030						x		P	A	Red Green	2	C6AZ 5310-D
66	A(71A, B, C, D, E)-H/D	8	289	1845	x		x		x		M		N	Gold Red	2	C6AZ 5310-L
66	A(71D)-H/D	8	289							x	M		N		2	
66	A(71A, B, C, D, E)-H/D	8	289	1845	x		x		x	x		P	N	Gold Red	2	C6AZ 5310-L
66	A(71A, B, C, E)-H/D	8	289							x	M		N		2	
66	A(71A, B, C, D, E)-H/D	8	289	1935	x		x		x	x	M		A	Gold Violet	2	★C6AZ 5310-M
66	A(71A, B, D, E)-H/D	8	289		x		x		x			P	A		2	r/b C6AZ 5310-N
66	A(71C)-H/D	8	289		x				x			P	A		2	
66	A(71D)-H/D	8	289							x		P	A		2	
66	A(71C)-H/D	8	289	2030			x					P	A	Gold Orange	2	C6AZ 5310-N
66	A(71A, B, C, E)-H/D	8	289							x		P	A		2	
66	A(71A, B, C, D, E)	8	352	1950						x	M		N	Yellow Violet	2	C6AZ 5310-C
66	A(71A, B, C, D, E)	8	352	2030						x		P	N	Red Green	2	C6AZ 5310-D
66	A(71A, B, C, D, E)	8	352	2116						x	M	P	A	Red Violet	2	★C6AZ 5310-E r/b D2AZ 5310-A
66	A(71A, B, D, E)-H/D	8	352	1935						x	M		N	Gold Violet	2	★C6AZ 5310-M r/b C6AZ 5310-N
66	A(71C)-H/D	8	352	2030						x	M		N	Gold Orange	2	C6AZ 5310-N
66	A(71A, B, C, D, E)-H/D	8	352							x		P	N		2	
66	A(71A,B,D,E)-H/D	8	352	1935						x	M		N	2 Silver	2	★⁂C5AZ 5310-Z Not replaced
66	A(71C)-H/D	8	352	2030						x	M		N	2 Gold	2	⁂C5AZ 5310-AA
66	A(71A, B, C, D, E)-H/D	8	352							x		P	N		2	
66	A(71A, B, C, D, E)-H/D	8	352	2130						x	M	P	A	2 Violet	2	★⁂C5AZ 5310-AB r/b D2OZ 5310-K
66	A(71A, B, C, D, E)-H/D	8	352	2130						x	M	P	A	Gold Brown	2	C6AZ 5310-R
66	A(71A, B, C, D, E)	8	390 2/B	1950	x			x		x	M		N	Yellow Violet	2	C6AZ 5310-C
66	A(71A, B, C, D, E)	8	390 2/B	2030	x			x		x		P	N	Red Green	2	C6AZ 5310-D
66	A(71A, B, C, D, E)	8	390 2/B	2116	x			x		x	M		A	Red Violet	2	★C6AZ 5310-E
66	A(71A, B, D, E)	8	390 2/B		x			x		x		P	A		2	r/b D2AZ 5310-A
66	A(71C)	8	390 2/B		x			x				P	A		2	
66	A(71C)	8	390 2/B	2200						x		P	A	Yellow Orange	2	★C6AZ 5310-F r/b D2AZ 5310-A

⁂ Must be used with high speed ride & handling package for Police use only

• Recommended to be serviced in pairs only

A - Air Conditioning M - Manual Steering N - Less Air Conditioning P - Power Steering

HALPERT_AUCTIONS

5310 - continued 1966 FRONT SPRING APPLICATION CHART

YEAR	MODEL	ENGINE CYL.	ENGINE C.I.D.	LOAD (LBS.)	TRANSMISSION 3/S	4/S	O/D	C6	C4	C/M	STRG. MANUAL	STRG. POWER	A/C	MARKINGS	QTY.	•PART NUMBER
					"A" (FORD) -- WITH THERMACTOR - BEFORE 2/14/66 - continued											
66	A(71A, B, C, D, E)-H/D	8	390 2/B	1935	x			x			M		N	Gold Violet	2	★C6AZ 5310-M
66	A(71A, B, D)-H/D	8	390 2/B							x	M		N		2	r/b C6AZ 5310-N
66	A(71C, E)-H/D	8	390 2/B							x	M		N	Gold Orange	2	C6AZ 5310-N
66	A(71A, B, C, D, E)-H/D	8	390 2/B		x			x		x		P	N		2	
66	A(71A, B, C, D, E)-H/D	8	390 2/B	2130	x			x		x	M	P	A	Gold Brown	2	C6AZ 5310-R
66	A(71A, B, D)-H/D	8	390 2/B	1935						x	M		N	2 Silver	2	★⁄C5AZ 5310-Z
66	A(71A, B, C, D, E)-H/D	8	390 2/B					x			M		N		2	Not replaced
66	A(71C, E)-H/D	8	390 2/B	2030						x	M		N	2 Gold	2	⁄C5AZ 5310-AA
66	A(71A, B, C, D, E)-H/D	8	390 2/B					x		x		P	N		2	
66	A(71A, B, C, D, E)-H/D	8	390 2/B	2130				x		x	M	P	A	2 Violet	2	★⁄C5AZ 5310-AB r/b D2OZ 5310-K
66	A(71A, B, C, D, E)	8	390 4/B	1950	x			x		x	M		N	Yellow Violet	2	C6AZ 5310-C
66	A(71A, B, D, E)	8	390 4/B				x				M		N		2	
66	A(71C)	8	390 4/B	2030			x				M		N	Red Green	2	C6AZ 5310-D
66	A(71A, B, C, D, E)	8	390 4/B		x		x	x		x		P	N		2	
66	A(71A, B, C, D, E)	8	390 4/B	2116	x		x	x		x	M		A	Red Violet	2	★C6AZ 5310-E
66	A(71A, B, C, D, E)	8	390 4/B		x							P	A		2	r/b D2AZ 5310-A
66	A(71D)	8	390 4/B				x	x		x		P	A		2	
66	A(71A, B, E)	8	390 4/B					x				P	A		2	
66	A(71A, B, C, E)	8	390 4/B	2200			x			x		P	A	Yellow Orange	2	★C6AZ 5310-F
66	A(71C)	8	390 4/B					x				P	A		2	r/b D2AZ 5310-A
66	A(71A, B, C, D, E)-H/D	8	390 4/B	1935	x						M		N	Gold Violet	2	★C6AZ 5310-M
66	A(71D)-H/D	8	390 4/B				x	x		x	M		N		2	r/b C6AZ 5310-N
66	A(71A, B, E)-H/D	8	390 4/B					x			M		N		2	
66	A(71A, B, C, E)-H/D	8	390 4/B	2030			x			x	M		N	Gold Orange	2	C6AZ 5310-N
66	A(71C)-H/D	8	390 4/B					x			M		N		2	
66	A(71A, B, C, D, E)-H/D	8	390 4/B		x		x	x		x		P	N		2	
66	A(71A, B, C, D, E)-H/D	8	390 4/B	2130	x		x	x		x	M		A	Gold Brown	2	C6AZ 5310-R
66	A(71A, B, C, D, E)-H/D	8	390 4/B		x			x		x		P	A		2	
66	A(71A, B, D, E)-H/D	8	390 4/B				x					P	A		2	
66	A(71C)-H/D	8	390 4/B	2235			x					P	A	Gold Pink	2	C6AZ 5310-S
66	A(71A, B, C, D, E)-H/D	8	390 4/B	1935	x						M		N	2 Silver	2	★⁄C5AZ 5310-Z
66	A(71D)-H/D	8	390 4/B							x	M		N		2	Not replaced
66	A(71A, B, D, E)-H/D	8	390 4/B					x			M		N		2	
66	A(71A, B, C, E)-H/D	8	390 4/B	2030						x	M		N	2 Gold	2	⁄C5AZ 5310-AA
66	A(71C)-H/D	8	390 4/B					x			M		N		2	
66	A(71A, B, C, D, E)-H/D	8	390 4/B		x			x		x		P	N		2	
66	A(71A, B, C, D, E)-H/D	8	390 4/B	2130	x			x		x	M	P	A	2 Violet	2	★⁄C5AZ 5310-AB r/b D2OZ 5310-K
66	A(71A, B, C, D, E)	8	428	1950				x			M		N	Yellow Violet	2	C6AZ 5310-C
66	A(71A, B, C, D, E)	8	428	2030				x				P	N	Red Green	2	C6AZ 5310-D
66	A(71A, B, C, D, E)	8	428	2116				x			M		A	Red Violet	2	★C6AZ 5310-E
66	A(71A, B, D, E)	8	428					x				P	A		2	r/b D2AZ 5310-A
66	A(71C)	8	428	2200				x				P	A	Yellow Orange	2	★C6AZ 5310-F r/b D2AZ 5310-A
66	A(71A, B, D)-H/D	8	428	1935				x			M		N	Gold Violet	2	★C6AZ 5310-M r/b C6AZ 5310-N
66	A(71C, E)-H/D	8	428	2030				x			M		N	Gold Orange	2	C6AZ 5310-N
66	A(71A, B, C, D, E)-H/D	8	428					x				P	N		2	
66	A(71A, B, C, D, E)-H/D	8	428	2130				x			M	P	A	Gold Brown	2	C6AZ 5310-R

⁄ Must be used with high speed ride & handling package for Police use only

• Recommended to be serviced in pairs only

A - Air Conditioning M - Manual Steering N - Less Air Conditioning P - Power Steering

COPYRIGHT © 1975 — FORD MOTOR COMPANY — DEARBORN, MICHIGAN

FINAL ISSUE

HALPERT_AUCTIONS

5310 - continued 1966 FRONT SPRING APPLICATION CHART

YEAR	MODEL	ENGINE CYL.	ENGINE C.I.D.	LOAD (LBS.)	TRANSMISSION 3/S	4/S	O/D	C6	C4	C/M	STRG. MANUAL	STRG. POWER	A/C	MARKINGS	QTY.	●PART NUMBER
					"A" (FORD) -- WITH THERMACTOR - BEFORE 2/14/66 - continued											
66	A(71A, B, C, D, E)-P/I	8	428	1935	x						M		N	Gold Violet	2	★C6AZ 5310-M
66	A(71A, B, D)-P/I	8	428					x			M		N		2	r/b C6AZ 5310-N
66	A(71C, E)-P/I	8	428	2030				x			M		N	Gold Orange	2	C6AZ 5310-N
66	A(71A, B, C, D, E)-P/I	8	428		x			x				P	N		2	
66	A(71A, B, C, D, E)-P/I	8	428	2130	x			x			M	P	A	Gold Brown	2	C6AZ 5310-R
66	A(71A, B, D)-H/D	8	428	1935				x			M		N	2 Silver	2	★⁄C5AZ 5310-Z Not replaced
66	A(71C, E)-H/D	8	428	2030				x			M		N	2 Gold	2	⁄C5AZ 5310-AA
66	A(71A, B, C, D, E)-H/D	8	428					x				P	N		2	
66	A(71A, B, C, D, E)-H/D	8	428	2130				x			M	P	A	2 Violet	2	★⁄C5AZ 5310-AB r/b D2OZ 5310-K
66	A(76A)	6	240	1800	x		x		x		M		N	Yellow Green	2	C6AZ 5310-A
66	A(76A)	6	240	1950	x		x		x			P	N	Yellow Violet	2	C6AZ 5310-C
66	A(76A)	6	240	2030	x		x		x		M		A	Red Green	2	C6AZ 5310-D
66	A(76A)	6	240		x							P	A		2	
66	A(76A)	6	240	2116			x		x			P	A	Red Violet	2	★C6AZ 5310-E r/b D2AZ 5310-A
66	A(76A)-H/D	6	240	1935	x		x		x		M	P	N	Gold Violet	2	★C6AZ 5310-M r/b C6AZ 5310-N
66	A(76A)-H/D	6	240	2030	x		x		x		M		A	Gold Orange	2	C6AZ 5310-N
66	A(76A)-H/D	6	240		x							P	A		2	
66	A(76A)-H/D	6	240	2130			x		x			P	A	Gold Brown	2	C6AZ 5310-R
66	A(76A)	8	289	1950	x		x		x	x	M		N	Yellow Violet	2	C6AZ 5310-C
66	A(76A)	8	289		x		x		x			P	N		2	
66	A(76B)	8	289	2030					x	x	M		N	Red Green	2	C6AZ 5310-D
66	A(76A)	8	289							x		P	N		2	
66	A(76B)	8	289						x			P	N		2	
66	A(76A)	8	289		x		x		x		M		A		2	
66	A(76B)	8	289	2116						x		P	N	Red Violet	2	★C6AZ 5310-E
66	A(76B)	8	289						x	x	M		A		2	r/b D2AZ 5310-A
66	A(76A)	8	289							x	M		A		2	
66	A(76A)	8	289		x		x		x	x		P	A		2	
66	A(76B)	8	289	2200					x	x		P	A	Yellow Orange	2	★C6AZ 5310-F r/b D2AZ 5310-A
66	A(76A)-H/D	8	289	1935	x		x		x	x	M		N	Gold Violet	2	★C6AZ 5310-M
66	A(76A)-H/D	8	289		x							P	N		2	r/b C6AZ 5310-N
66	A(76B)-H/D	8	289	2030					x	x	M		N	Gold Orange	2	C6AZ 5310-N
66	A(76A)-H/D	8	289				x		x	x		P	N		2	
66	A(76B)-H/D	8	289						x			P	N		2	
66	A(76A)-H/D	8	289		x		x		x		M		A		2	
66	A(76B)-H/D	8	289	2130						x		P	N	Gold Brown	2	C6AZ 5310-R
66	A(76A)-H/D	8	289							x	M		A		2	
66	A(76B)-H/D	8	289						x	x	M		A		2	
66	A(76A)-H/D	8	289		x		x		x	x		P	A		2	
66	A(76B)-H/D	8	289	2235					x	x		P	A	Gold Pink	2	C6AZ 5310-S
66	A(76A)	8	352	2116						x	M		N	Red Violet	2	★C6AZ 5310-E r/b D2AZ 5310-A
66	A(76B)	8	352	2200						x	M	P	N	Yellow Orange	2	★C6AZ 5310-F
66	A(76A)	8	352							x		P	N		2	r/b D2AZ 5310-A
66	A(76A, B)	8	352	2290						x	M		A	Yellow Brown	2	C6AZ 5310-G
66	A(76A)	8	352							x		P	A		2	
66	A(76B)	8	352	2380						x		P	A	Yellow Gold	2	C6AZ 5310-H

⁄ Must be used with high speed ride & handling package for Police use only

● Recommended to be serviced in pairs only

HALPERT_AUCTIONS

5310 - continued 1966 FRONT SPRING APPLICATION CHART

YEAR	MODEL	ENGINE CYL.	ENGINE C.I.D.	LOAD (LBS.)	TRANSMISSION 3/S	4/S	O/D	C6	C4	C/M	STRG. MANUAL	STRG. POWER	A/C	MARKINGS	QTY.	• PART NUMBER
					"A" (FORD) -- WITH THERMACTOR - BEFORE 2/14/66 - continued											
66	A(76A)-H/D	8	352	2130						x	M	P	N	Gold Brown	2	C6AZ 5310-R
66	A(76B)-H/D	8	352	2235						x	M	P	N	Gold Pink	2	C6AZ 5310-S
66	A(76A)-H/D	8	352							x	M		A		2	
66	A(76B)-H/D	8	352	2345						x	M	P	A	Gold Gray	2	C6AZ 5310-T
66	A(76A)-H/D	8	352							x		P	A		2	
66	A(76A)	8	390 2/B	2116	x			x		x	M		N	Red Violet	2	★C6AZ 5310-E r/b D2AZ 5310-A
66	A(76B)	8	390 2/B	2200				x		x	M	P	N	Yellow Orange	2	★C6AZ 5310-F
66	A(76A)	8	390 2/B		x			x		x		P	N		2	r/b D2AZ 5310-A
66	A(76A)	8	390 2/B		x						M		A		2	
66	A(76A, B)	8	390 2/B	2290				x		x	M		A	Yellow Brown	2	C6AZ 5310-G
66	A(76A)	8	390 2/B		x			x		x		P	A		2	
66	A(76B)	8	390 2/B	2380				x		x		P	A	Yellow Gold	2	C6AZ 5310-H
66	A(76A)-H/D	8	390 2/B	2130	x			x		x	M		N	Gold Brown	2	C6AZ 5310-R
66	A(76A)-H/D	8	390 2/B		x			x				P	N		2	
66	A(76B)-H/D	8	390 2/B	2235				x		x	M	P	N	Gold Pink	2	C6AZ 5310-S
66	A(76A)-H/D	8	390 2/B							x		P	N		2	
66	A(76A)-H/D	8	390 2/B		x			x		x	M		A		2	
66	A(76B)-H/D	8	390 2/B	2345				x		x	M	P	A	Gold Gray	2	C6AZ 5310-T
66	A(76A)-H/D	8	390 2/B		x			x		x		P	A		2	
66	A(76A)	8	390 4/B	2116	x	x	x	x		x	M		N	Red Violet	2	★C6AZ 5310-E r/b D2AZ 5310-A
66	A(76B)	8	390 4/B	2200		x		x		x	M		N	Yellow Orange	2	★C6AZ 5310-F
66	A(76A)	8	390 4/B		x	x	x	x		x		P	N		2	r/b D2AZ 5310-A
66	A(76B)	8	390 4/B			x		x				P	N		2	
66	A(76B)	8	390 4/B	2290						x		P	N	Yellow Brown	2	C6AZ 5310-G
66	A(76A, B)	8	390 4/B		x	x	x	x		x	M		A		2	
66	A(76A)	8	390 4/B		x	x	x	x		x		P	A		2	
66	A(76B)	8	390 4/B	2380		x		x		x		P	A	Yellow Gold	2	C6AZ 5310-H
66	A(76A)-H/D	8	390 4/B	2130	x	x	x	x		x	M		N	Gold Brown	2	C6AZ 5310-R
66	A(76A)-H/D	8	390 4/B		x	x						P	N		2	
66	A(76A)-H/D	8	390 4/B	2235			x	x		x		P	N	Gold Pink	2	C6AZ 5310-S
66	A(76B)-H/D	8	390 4/B			x		x		x	M	P	N		2	
66	A(76A)-H/D	8	390 4/B		x	x	x	x		x	M		A		2	
66	A(76B)-H/D	8	390 4/B	2345		x		x		x	M	P	A	Gold Gray	2	C6AZ 5310-T
66	A(76A)-H/D	8	390 4/B		x	x	x	x		x		P	A		2	
66	A(76A)	8	427	2130		x					M		N	Gold Brown	2	C6AZ 5310-R
66	A(76B, D)	8	427	2235		x					M		N	Gold Pink	2	C6AZ 5310-S
66	A(76A)	8	427			x						P	N		2	
66	A(76B, D)	8	427	2345		x						P	N	Gold Gray	2	C6AZ 5310-T
66	A(76A, B, D)	8	427			x					M		A		2	
66	A(76A)	8	427			x						P	A		2	
66	A(76B, D)	8	427	2460		x						P	A	Red Orange	2	C6AZ 5310-U
66	A(76A)	8	428	2116		x		x			M		N	Red Violet	2	★C6AZ 5310-E r/b D2AZ 5310-A
66	A(76B, D)	8	428	2260		x		x			M	P	N	Yellow Orange	2	★C6AZ 5310-F
66	A(76A)	8	428			x		x				P	N		2	r/b D2AZ 5310-A
66	A(76A, B, D)	8	428	2290		x		x			M		A	Yellow Brown	2	C6AZ 5310-G
66	A(76A)	8	428			x		x				P	A		2	
66	A(76B, D)	8	428	2380		x		x				P	A	Yellow Gold	2	C6AZ 5310-H

• Recommended to be serviced in pairs only

A - Air Conditioning M - Manual Steering N - Less Air Conditioning P - Power Steering

COPYRIGHT © 1975 — FORD MOTOR COMPANY — DEARBORN, MICHIGAN

FINAL ISSUE

HALPERT_AUCTIONS

5310 - continued

1966 FRONT SPRING APPLICATION CHART

YEAR	MODEL	ENGINE CYL.	ENGINE C.I.D.	LOAD (LBS.)	TRANSMISSION 3/S	4/S	O/D	C6	C4	C/M	STRG. MANUAL	STRG. POWER	A/C	MARKINGS	QTY.	• PART NUMBER
"A" (FORD) -- WITH THERMACTOR - BEFORE 2/14/66 - continued																
66	A(76A)-H/D	8	428	2130		x		x			M		N	Gold Brown	2	C6AZ 5310-R
66	A(76A)-H/D	8	428			x						P	N		2	
66	A(76B, D)-H/D	8	428	2235		x		x			M	P	N	Gold Pink	2	C6AZ 5310-S
66	A(76A)-H/D	8	428					x				P	N		2	
66	A(76A)-H/D	8	428			x		x			M		A		2	
66	A(76B, D)-H/D	8	428	2345		x		x			M	P	A	Gold Gray	2	C6AZ 5310-T
66	A(76A)-H/D	8	428			x		x				P	A		2	
66	A(76A)-P/I	8	428	2130	x	x	x	x			M		N	Gold Brown	2	C6AZ 5310-R
66	A(76A)-P/I	8	428		x	x						P	N		2	
66	A(76A)-P/I	8	428	2235			x	x				P	N	Gold Pink	2	C6AZ 5310-S
66	A(76B)-P/I	8	428			x		x			M	P	N		2	
66	A(76A)-P/I	8	428		x	x	x	x			M		A		2	
66	A(76B)-P/I	8	428	2345		x		x			M	P	A	Gold Gray	2	C6AZ 5310-T
66	A(76A)-P/I	8	428		x	x	x	x				P	A		2	
"A" (FORD) -- WITH THERMACTOR - FROM 2/14/66																
66	A(54A, B, E)	6	240	1730	x				x		M		N	Red Brown	2	★C6AZ 5310-J
66	A(54B, E)	6	240						x		M		N		2	r/b C6AZ 5310-A
66	A(54A, B, E)	6	240	1800			x				M		N	Yellow Green	2	C6AZ 5310-A
66	A(54A)	6	240						x		M		N		2	
66	A(54A, B, E)	6	240		x		x		x			P	N		2	
66	A(54A, B, E)	6	240	1800	x				x		M		A	Yellow Green	2	C6AZ 5310-A
66	A(54B, E)	6	240				x				M		A		2	
66	A(54A)	6	240	1950			x				M		A	Yellow Violet	2	C6AZ 5310-C
66	A(54A, B, E)	6	240		x		x		x			P	A		2	
66	A(54A, B, E)-H/D	6	240	1845	x		x		x		M		N	Gold Red	2	C6AZ 5310-L
66	A(54B, E)-H/D	6	240							x	M		N		2	
66	A(54A)-H/D	6	240	1845						x	M		N	Gold Red	2	C6AZ 5310-L
66	A(54A, B, E)-H/D	6	240		x		x		x	x		P	N		2	
66	A(54B)-H/D	6	240		x						M		A		2	
66	A(54A, E)-H/D	6	240	1935	x						M		A	Gold Violet	2	★C6AZ 5310-M
66	A(54A, B, E)-H/D	6	240				x		x	x	M		A		2	r/b C6AZ 5310-N
66	A(54A, B, E)-H/D	6	240		x		x		x			P	A		2	
66	A(54B, E)-H/D	6	240							x		P	A		2	
66	A(54A)-H/D	6	240	2030						x		P	A	Gold Orange	2	C6AZ 5310-N
66	A(54B, E)-P/I	6	240	1760	x		x			x	M		N	2 Blue	2	★C5AZ 5310-T Not replaced
66	A(54B, E)-P/I	6	240	1845	x		x			x		P	N	2 Green	2	★C5AZ 5310-Y
66	A(54B, E)-P/I	6	240		x		x			x	M		A		2	Not replaced
66	A(54B)-P/I	6	240		x							P	A		2	
66	A(54B)-P/I	6	240	1935			x			x		P	A	2 Silver	2	★C5AZ 5310-Z
66	A(54E)-P/I	6	240		x		x			x		P	A		2	Not replaced
66	A(54A, B, E)	8	289	1800	x		x		x	x	M		N	Yellow Green	2	C6AZ 5310-A
66	A(54B)	8	289		x							P	N		2	
66	A(54A, E)	8	289	1800	x							P	N	Yellow Green	2	C6AZ 5310-A
66	A(54A, B, E)	8	289				x		x	x		P	N		2	
66	A(54A, B, E)	8	289	1950	x		x		x	x	M		A	Yellow Violet	2	C6AZ 5310-C
66	A(54A, B, E)	8	289		x					x		P	A		2	
66	A(54B, E)	8	289				x					P	A		2	
66	A(54A)	8	289	2030			x					P	A	Red Green	2	C6AZ 5310-D
66	A(54A, B, E)	8	289							x		P	A		2	

• Recommended to be serviced in pairs only

A - Air Conditioning M - Manual Steering N - Less Air Conditioning P - Power Steering

HALPERT_AUCTIONS

5310 - continued 1966 FRONT SPRING APPLICATION CHART

YEAR	MODEL	ENGINE CYL.	ENGINE C.I.D.	LOAD (LBS.)	TRANSMISSION 3/S	4/S	O/D	C6	C4	C/M	STRG. MANUAL	STRG. POWER	A/C	MARKINGS	QTY.	• PART NUMBER
					"A" (FORD) -- WITH THERMACTOR - FROM 2/14/66 - continued											
66	A(54A)-H/D	8	289	1845	x				x		M		N	Gold Red	2	C6AZ 5310-L
66	A(54A, B, E)-H/D	8	289				x			x	M		N		2	
66	A(54A, B, E)-H/D	8	289		x		x		x	x		P	N		2	
66	A(54B, E)-H/D	8	289	1845	x				x		M		N	Gold Red	2	C6AZ 5310-L
66	A(54A, B, E)-H/D	8	289	1935	x		x		x	x	M		A	Gold Violet	2	★C6AZ 5310-M
66	A(54B, E)-H/D	8	289		x							P	A		2	r/b C6AZ 5310-N
66	A(54A)-H/D	8	289	2030	x							P	A	Gold Orange	2	C6AZ 5310-N
66	A(54A, B, E)-H/D	8	289				x		x	x		P	A		2	
66	A(54B, E)-P/I	8	289	1760	x						M		N	2 Blue	2	★C5AZ 5310-T Not replaced
66	A(54B, E)-P/I	8	289	1845			x			x	M	P	N	2 Green	2	★C5AZ 5310-Y
66	A(54B, E)-P/I	8	289		x						M		A		2	Not replaced
66	A(54B, E)-P/I	8	289	1935			x			x	M		A	2 Silver	2	★C5AZ 5310-Z
66	A(54B, E)-P/I	8	289		x							P	A		2	Not replaced
66	A(54B, E)-P/I	8	289	2030			x			x		P	A	2 Gold	2	C5AZ 5310-AA
66	A(54A)	8	352	2030						x	M		N	Red Green	2	C6AZ 5310-D
66	A(54A, B, E)	8	352							x		P	N		2	
66	A(54B, E)	8	352	1950						x	M		N	Yellow Violet	2	C6AZ 5310-C
66	A(54A, B, E)	8	352	2116						x	M		A	Red Violet	2	★C6AZ 5310-E r/b D2AZ 5310-A
66	A(54A, B, E)	8	352	2200						x		P	A	Yellow Orange	2	★C6AZ 5310-F r/b D2AZ 5310-A
66	A(54A, B, E)-H/D	8	352	2030						x	M	P	N	Gold Orange	2	C6AZ 5310-N
66	A(54A, B, E)-H/D	8	352	2130						x	M		A	Gold Brown	2	C6AZ 5310-R
66	A(54B, E)-H/D	8	352							x		P	A		2	
66	A(54A)-H/D	8	352	2335						x		P	A	Gold Pink	2	C6AZ 5310-S
66	A(54A, B, E)	8	390 2/B	2030				x		x	M	P	N	Red Green	2	C6AZ 5310-D
66	A(54A)	8	390 2/B					x			M		N		2	
66	A(54B, E)	8	390 2/B	1950				x			M		N	Yellow Violet	2	C6AZ 5310-C
66	A(54A, B, E)	8	390 2/B	2116				x		x	M		A	Red Violet	2	★C6AZ 5310-E r/b D2AZ 5310-A
66	A(54A, B, E)	8	390 2/B	2200				x		x		P	A	Yellow Orange	2	★C6AZ 5310-F r/b D2AZ 5310-A
66	A(54A, B, E)-H/D	8	390 2/B	2030				x		x	M	P	N	Gold Orange	2	C6AZ 5310-N
66	A(54A, B, E)-H/D	8	390 2/B	2130				x		x	M		A	Gold Brown	2	C6AZ 5310-R
66	A(54B, E)-H/D	8	390 2/B					x				P	A		2	
66	A(54A, B, E)-H/D	8	390 2/B	2235						x		P	A	Gold Pink	2	C6AZ 5310-S
66	A(54A)-H/D	8	390 2/B					x				P	A		2	
66	A(54B, E)-P/I	8	390 2/B	2030				x			M	P	N	2 Gold	2	C5AZ 5310-AA
66	A(54B, E)-P/I	8	390 2/B					x			M	P	A		2	
66	A(54A)	8	390 4/B	2030	x	x		x		x	M		N	Red Green	2	C6AZ 5310-D
66	A(54A, B, E)	8	390 4/B		x	x		x	x			P	N		2	
66	A(54E)	8	390 4/B					x			M		N		2	
66	A(54B, E)	8	390 4/B							x	M		N		2	
66	A(54B, E)	8	390 4/B	1950	x	x					M		N	Yellow Violet	2	C6AZ 5310-C
66	A(54B)	8	390 4/B					x			M		N		2	
66	A(54A, B, E)	8	390 4/B	2116	x	x		x		x	M		A	Red Violet	2	★C6AZ 5310-E r/b D2AZ 5310-A
66	A(54A, B, E)	8	390 4/B	2200	x	x		x		x		P	A	Yellow Orange	2	★C6AZ 5310-F r/b D2AZ 5310-A

• Recommended to be serviced in pairs only

A - Air Conditioning M - Manual Steering N - Less Air Conditioning P - Power Steering

May, 1975

COPYRIGHT © 1975 — FORD MOTOR COMPANY — DEARBORN, MICHIGAN

FINAL ISSUE

5310 - continued 1966 FRONT SPRING APPLICATION CHART

YEAR	MODEL	ENGINE CYL.	ENGINE C.I.D.	LOAD (LBS.)	TRANSMISSION 3/S	4/S	O/D	C6	C4	C/M	STRG. MANUAL	STRG. POWER	A/C	MARKINGS	QTY.	•PART NUMBER
					"A" (FORD) -- WITH THERMACTOR - FROM 2/14/66 - continued											
66	A(54A, B, E)-H/D	8	390 4/B	2030	x	x		x		x	M	P	N	Gold Orange	2	C6AZ 5310-N
66	A(54A, B, E)-H/D	8	390 4/B	2130	x	x		x		x	M		A	Gold Brown	2	C6AZ 5310-R
66	A(54B, E)-H/D	8	390 4/B		x	x						P	A		2	
66	A(54B)-H/D	8	390 4/B					x				P	A		2	
66	A(54A)-H/D	8	390 4/B	2235	x	x		x		x		P	A	Gold Pink	2	C6AZ 5310-S
66	A(54E)-H/D	8	390 4/B					x				P	A		2	
66	A(54B, E)-H/D	8	390 4/B							x		P	A		2	
66	A(54B, E)-P/I	8	390 4/B	2030	x	x		x			M	P	N	2 Gold	2	C5AZ 5310-AA
66	A(54B, E)-P/I	8	390 4/B	2130	x	x		x			M		A	2 Violet	2	★C5AZ 5310-AB
66	A(54B, E)-P/I	8	390 4/B		x	x						P	A		2	r/b D2OZ 5320-K
66	A(54A)-P/I	8	390 4/B					x				P	A		2	
66	A(54B)-P/I	8	390 4/B	2235				x				P	A	2 Pink	2	★C5AZ 5310-U r/b D2OZ 5310-K
66	A(54A, B, E)	8	427	2030		x					M		N	Gold Orange	2	C6AZ 5310-N
66	A(54B, E)	8	427 4/B			x						P	N		2	
66	A(54A, B, E)	8	427 8/B	2130		x						P	N	Gold Brown	2	C6AZ 5310-R
66	A(54A)	8	427 4/B			x						P	N		2	
66	A(54B, E)	8	427 8/B			x					M		A		2	
66	A(54A, B, E)	8	427 4/B			x					M		A		2	
66	A(54A)	8	427 8/B	2235		x					M		A	Gold Pink	2	C6AZ 5310-S
66	A(54A, B, E)	8	427			x						P	A		2	
66	A(54A)	8	428	2030		x		x			M	P	N	Red Green	2	C6AZ 5310-D
66	A(54B, E)	8	428					x			M	P	N		2	
66	A(54B, E)	8	428	1950		x					M		N	Yellow Violet	2	C6AZ 5310-C
66	A(54A, B, E)	8	428	2116		x		x			M		A	Red Violet	2	★C6AZ 5310-E r/b D2AZ 5310-A
66	A(54A, B, E)	8	428	2200		x		x				P	A	Yellow Orange	2	★C6AZ 5310-F r/b D2AZ 5310-A
66	A(54A, B, E)-H/D	8	428	2030		x		x			M	P	N	Gold Orange	2	C6AZ 5310-N
66	A(54A, B, E)-H/D	8	428	2130		x		x			M		A	Gold Brown	2	C6AZ 5310-R
66	A(54B, E)-H/D	8	428			x						P	A		2	
66	A(54A)-H/D	8	428	2235		x		x				P	A	Gold Pink	2	C6AZ 5310-S
66	A(54B, E)-H/D	8	428					x				P	A		2	
66	A(54B, E)-P/I	8	428	2030		x		x			M	P	N	2 Gold	2	C5AZ 5310-AA
66	A(54B, E)-P/I	8	428	2130		x		x			M		A	2 Violet	2	★C5AZ 5310-AB
66	A(54B, E)-P/I	8	428			x						P	A		2	r/b D2OZ 5310-K
66	A(54B, E)-P/I	8	428	2235				x				P	A	2 Pink	2	★C5AZ 5310-U r/b D2OZ 5310-K
66	A(57B)	6	240	1800	x		x			x	M		N	Yellow Green	2	C6AZ 5310-A
66	A(57B)	6	240	1800	x		x			x		P	N	Yellow Green	2	C6AZ 5310-A
66	A(57B)	6	240	1950	x		x			x	M		A	Yellow Violet	2	C6AZ 5310-C
66	A(57B)	6	240		x				x			P	A		2	
66	A(57B)	6	240	2030			x					P	A	Red Green	2	C6AZ 5310-D
66	A(57B)-H/D	6	240	1845	x						M		N	Gold Red	2	C6AZ 5310-L
66	A(57B)-H/D	6	240	1845			x		x	x	M		N	Gold Red	2	C6AZ 5310-L
66	A(57B)-H/D	6	240		x		x		x	x		P	N		2	
66	A(57B)-H/D	6	240	1935	x		x		x	x	M		A	Gold Violet	2	★C6AZ 5310-M r/b C6AZ 5310-N
66	A(57B)-H/D	6	240	2030	x		x		x	x		P	A	Gold Orange	2	C6AZ 5310-N

• Recommended to be serviced in pairs only

A - Air Conditioning M - Manual Steering N - Less Air Conditioning P - Power Steering

HALPERT_AUCTIONS

5310 - continued 1966 FRONT SPRING APPLICATION CHART

YEAR	MODEL	ENGINE CYL.	ENGINE C.I.D.	LOAD (LBS.)	TRANSMISSION 3/S	4/S	O/D	C6	C4	C/M	STRG. MANUAL	STRG. POWER	A/C	MARKINGS	QTY.	●PART NUMBER
					"A" (FORD) -- WITH THERMACTOR - FROM 2/14/66 - continued											
66	A(57B)	8	289	1800	x				x		M		N	Yellow Green	2	C6AZ 5310-A
66	A(57B)	8	289	1800			x			x	M		N	Yellow Green	2	C6AZ 5310-A
66	A(57F)	8	289						x	x	M		N		2	
66	A(57B)	8	289		x		x		x	x		P	N		2	
66	A(57F)	8	289						x			P	N		2	
66	A(57F)	8	289	1950						x		P	N	Yellow Violet	2	C6AZ 5310-C
66	A(57B, F)	8	289		x		x		x		M		A		2	
66	A(57B, F)	8	289	2030						x	M		A	Red Green	2	C6AZ 5310-D
66	A(57B, F)	8	289		x		x		x	x		P	A		2	
66	A(57B)-H/D	8	289	1845	x		x		x	x	M		N	Gold Red	2	C6AZ 5310-L
66	A(57F)-H/D	8	289						x		M		N		2	
66	A(57B)-H/D	8	289		x							P	N		2	
66	A(57B)-H/D	8	289	1935	x				x		M		A	Gold Violet	2	★C6AZ 5310-M
66	A(57B, F)-H/D	8	289				x		x	x		P	N		2	r/b C6AZ 5310-N
66	A(57B)-H/D	8	289	2030	x				x			P	A	Gold Orange	2	C6AZ 5310-N
66	A(57B)-H/D	8	289				x			x	M	P	A		2	
66	A(57F)-H/D	8	289						x	x	M	P	A		2	
66	A(57B, F)	8	352	2030						x	M		N	Red Green	2	C6AZ 5310-D
66	A(57B, F)	8	352	2116						x		P	N	Red Violet	2	★C6AZ 5310-E r/b D2AZ 5310-A
66	A(57B, F)	8	352	2200						x	M	P	A	Yellow Orange	2	★C6AZ 5310-F r/b D2AZ 5310-A
66	A(57B, F)-H/D	8	352	2030						x	M		N	Gold Orange	2	C6AZ 5310-N
66	A(57B, F)-H/D	8	352	2130						x		P	N	Gold Brown	2	C6AZ 5310-R
66	A(57B)-H/D	8	352							x	M		A			
66	A(57B)-H/D	8	352	2235						x		P	A	Gold Pink	2	C6AZ 5310-S
66	A(57F)-H/D	8	352							x	M	P	A		2	
66	A(57B, F)	8	390 2/B	2030				x		x	M		N	Red Green	2	C6AZ 5310-D
66	A(57B, F)	8	390 2/B	2116				x		x		P	N	Red Violet	2	★C6AZ 5310-E
66	A(57B)	8	390 2/B					x			M		A		2	r/b D2AZ 5310-A
66	A(57B, F)	8	390 2/B	2200						x	M	P	A	Yellow Orange	2	★C6AZ 5310-F
66	A(57F)	8	390 2/B					x			M		A		2	r/b D2AZ 5310-A
66	A(57B, F)	8	390 2/B					x		x		P	A		2	
66	A(57B, F)-H/D	8	390 2/B	2030				x		x	M		N	Gold Orange	2	C6AZ 5310-N
66	A(57B, F)-H/D	8	390 2/B					x		x		P	N		2	
66	A(57B)-H/D	8	390 2/B	2130				x		x	M		A	Gold Brown	2	C6AZ 5310-R
66	A(57F)-H/D	8	390 2/B	2235				x		x	M		A	Gold Pink	2	C6AZ 5310-S
66	A(57B, F)-H/D	8	390 2/B					x		x		P	A		2	
66	A(57B, F)	8	390 4/B	2030	x	x		x		x	M		N	Red Green	2	C6AZ 5310-D
66	A(57B, F)	8	390 4/B	2116	x	x		x		x		P	N	Red Violet	2	★C6AZ 5310-E
66	A(57B)	8	390 4/B		x						M		A		2	r/b D2AZ 5310-A
66	A(57B, F)	8	390 4/B	2200		x		x		x	M		A	Yellow Orange	2	★C6AZ 5310-F
66	A(57B)	8	390 4/B		x	x		x		x		P	A		2	r/b D2AZ 5310-A
66	A(57F)	8	390 4/B			x		x				P	A		2	
66	A(57B, F)-H/D	8	390 4/B	2030	x	x		x		x	M		N	Gold Orange	2	C6AZ 5310-N
66	A(57F)	8	390 4/B	2290						x		P	A	Yellow Brown	2	C6AZ 5310-G
66	A(57B)-H/D	8	390 4/B	2130	x	x		x		x		P	N	Gold Brown	2	C6AZ 5310-R
66	A(57F)-H/D	8	390 4/B			x		x		x		P	N		2	
66	A(57B)-H/D	8	390 4/B		x	x		x		x	M		A		2	
66	A(57F)-H/D	8	390 4/B	2235		x		x		x	M		A	Gold Pink	2	C6AZ 5310-S
66	A(57B, F)-H/D	8	390 4/B		x	x		x		x		P	A		2	

● Recommended to be serviced in pairs only

A - Air Conditioning M - Manual Steering N - Less Air Conditioning P - Power Steering

COPYRIGHT © 1975 — FORD MOTOR COMPANY — DEARBORN, MICHIGAN

FINAL ISSUE

HALPERT_AUCTIONS

5310 - continued 1966 FRONT SPRING APPLICATION CHART

YEAR	MODEL	ENGINE CYL.	ENGINE C.I.D.	LOAD (LBS.)	TRANSMISSION 3/S	4/S	O/D	C6	C4	C/M	STRG. MANUAL	STRG. POWER	A/C	MARKINGS	QTY.	• PART NUMBER
					"A" (FORD) -- WITH THERMACTOR - FROM 2/14/66 - continued											
66	A(57B)	8	427 4/B	2030		x					M		N	Gold Orange	2	C6AZ 5310-N
66	A(57B, F)	8	427 8/B	2130		x					M	P	N	Gold Brown	2	C6AZ 5310-R
66	A(57F)	8	427 4/B			x					M		N		2	
66	A(57B, F)	8	427 4/B			x						P	N		2	
66	A(57B, F)	8	427	2235		x					M		A	Gold Pink	2	C6AZ 5310-S
66	A(57B)	8	427			x						P	A		2	
66	A(57F)	8	427 4/B			x						P	A		2	
66	A(57F)	8	427 8/B	2345		x						P	A	Gold Gray	2	C6AZ 5310-T
66	A(57B, F)	8	428	2030		x		x			M		N	Red Green	2	C6AZ 5310-D
66	A(57B, F)	8	428	2116		x		x				P	N	Red Violet	2	★C6AZ 5310-E r/b D2AZ 5310-A
66	A(57B, F)	8	428	2200		x		x			M	P	A	Yellow Orange	2	★C6AZ 5310-F r/b D2AZ 5310-A
66	A(57B, F)-H/D	8	428	2030		x		x			M		N	Gold Orange	2	C6AZ 5310-N
66	A(57B, F)-H/D	8	428	2130		x		x				P	N	Gold Brown	2	C6AZ 5310-R
66	A(57B)-H/D	8	428			x		x			M		A		2	
66	A(57B)-H/D	8	428	2235		x		x				P	A	Gold Pink	2	C6AZ 5310-S
66	A(57F)-H/D	8	428			x		x			M	P	A		2	
66	A(62B, E)	6	240	1730	x		x		x		M		N	Red Brown	2	★C6AZ 5310-J r/b C6AZ 5310-A
66	A(62B, E)	6	240	1800	x		x		x			P	N	Yellow Green	2	C6AZ 5310-A
66	A(62B, E)	6	240	1800	x		x		x		M		A	Yellow Green	2	C6AZ 5310-A
66	A(62B, E)	6	240		x							P	A		2	
66	A(62E)	6	240						x		M	P	A		2	
66	A(62B)	6	240	1950			x		x			P	A	Yellow Violet	2	C6AZ 5310-C
66	A(62E)	6	240				x					P	A		2	
66	A(62B, E)-H/D	6	240	1845	x		x		x	x	M		N	Gold Red	2	C6AZ 5310-L
66	A(62B, E)-H/D	6	240		x		x		x			P	N		2	
66	A(62B, E)-H/D	6	240	1845						x		P	N	Gold Red	2	C6AZ 5310-L
66	A(62B, E)-H/D	6	240		x		x		x		M		A		2	
66	A(62B, E)-H/D	6	240	1935						x	M		A	Gold Violet	2	★C6AZ 5310-M
66	A(62B, E)-H/D	6	240		x		x		x	x		P	A		2	r/b C6AZ 5310-N
66	A(62B, E)-P/I	6	240	1760	x		x			x	M		N	2 Blue	2	★C5AZ 5310-T
66	A(62B, E)-P/I	6	240		x		x					P	N		2	Not replaced
66	A(62B, E)-P/I	6	240	1845						x		P	N	2 Green	2	★C5AZ 5310-Y
66	A(62B, E)-P/I	6	240		x		x			x	M		A		2	Not replaced
66	A(62B, E)-P/I	6	240		x		x					P	A		2	
66	A(62B, E)-P/I	6	240	1935						x		P	A	2 Silver	2	★C5AZ 5310-Z Not replaced
66	A(62B, E)	8	289	1730	x				x		M		N	Red Brown	2	★C6AZ 5310-J r/b C6AZ 5310-A
66	A(62B, E)	8	289	1800			x			x	M		N	Yellow Green	2	C6AZ 5310-A
66	A(62B, E)	8	289		x		x		x			P	N		2	
66	A(62E)	8	289							x		P	N		2	
66	A(62B)	8	289	1800						x		P	N	Yellow Green	2	C6AZ 5310-A
66	A(62B, E)	8	289		x		x		x		M		A		2	
66	A(62B, E)	8	289	1950	x		x		x			P	A	Yellow Violet	2	C6AZ 5310-C
66	A(62B, E)	8	289							x	M	P	A		2	

• Recommended to be serviced in pairs only

A - Air Conditioning M - Manual Steering N - Less Air Conditioning P - Power Steering

HALPERT_AUCTIONS

5310 - continued 1966 FRONT SPRING APPLICATION CHART

YEAR	MODEL	ENGINE CYL.	ENGINE C.I.D.	LOAD (LBS.)	TRANSMISSION 3/S	4/S	O/D	C6	C4	C/M	STRG. MANUAL	STRG. POWER	A/C	MARKINGS	QTY.	•PART NUMBER
"A" (FORD) --WITH THERMACTOR - FROM 2/14/66 - continued																
66	A(62B, E)-H/D	8	289	1845	x		x		x	x	M		N	Gold Red	2	C6AZ 5310-L
66	A(62B, E)-H/D	8	289	1845	x		x		x	x		P	N	Gold Red	2	C6AZ 5310-L
66	A(62B, E)-H/D	8	289	1935	x		x		x	x	M		A	Gold Violet	2	★C6AZ 5310-M
66	A(62B, E)-H/D	8	289		x		x		x			P	A		2	r/b C6AZ 5310-N
66	A(62E)-H/D	8	289							x		P	A		2	
66	A(62B)-H/D	8	289	2030						x		P	A	Gold Orange	2	C6AZ 5310-N
66	A(62B, E)-P/I	8	289	1760	x		x			x	M		N	2 Blue	2	★C5AZ 5310-T Not replaced
66	A(62B, E)-P/I	8	289	1845	x		x			x		P	N	2 Green	2	★C5AZ 5310-Y
66	A(62B, E)-P/I	8	289		x		x			x	M		A		2	Not replaced
66	A(62B, E)-P/I	8	289	1935	x		x					P	A	2 Silver	2	★C5AZ 5310-Z
66	A(62E)-P/I	8	289							x		P	A		2	Not replaced
66	A(62B)-P/I	8	289	2030						x		P	A	2 Gold	2	C5AZ 5310-AA
66	A(62B, E)	8	352	1950						x	M		N	Yellow Violet	2	C6AZ 5310-C
66	A(62B, E)	8	352	2030						x		P	N	Red Green	2	C6AZ 5310-D
66	A(62B, E)	8	352	2116						x	M	P	A	Red Violet	2	★C6AZ 5310-E r/b D2AZ 5310-A
66	A(62B, E)-H/D	8	352	1935						x	M		N	Gold Violet	2	★C6AZ 5310-M r/b C6AZ 5310-N
66	A(62B, E)-H/D	8	352	2030						x		P	N	Gold Orange	2	C6AZ 5310-N
66	A(62B, E)-H/D	8	352	2130						x	M	P	A	Gold Brown	2	C6AZ 5310-R
66	A(62B, E)	8	390 2/B	1950				x		x	M		N	Yellow Violet	2	C6AZ 5310-C
66	A(62B, E)	8	390 2/B	2030				x		x		P	N	Red Green	2	C6AZ 5310-D
66	A(62B, E)	8	390 2/B	2116				x		x	M	P	A	Red Violet	2	★C6AZ 5310-E r/b D2AZ 5310-A
66	A(62B, E)-H/D	8	390 2/B	1935				x		x	M		N	Gold Violet	2	★C6AZ 5310-M r/b C6AZ 5310-N
66	A(62B, E)-H/D	8	390 2/B	2030				x		x		P	N	Gold Orange	2	C6AZ 5310-N
66	A(62B, E)-H/D	8	390 2/B	2130				x		x	M	P	A	Gold Brown	2	C6AZ 5310-R
66	A(62B, E)-P/I	8	390 2/B	1935				x			M		N	2 Silver	2	★C5AZ 5310-Z Not replaced
66	A(62B, E)-P/I	8	390 2/B	2030				x				P	N	2 Gold	2	C5AZ 5310-AA
66	A(62B, E)-P/I	8	390 2/B	2130				x			M	P	A	2 Violet	2	★C5AZ 5310-AB r/b D2OZ 5310-K
66	A(62B, E)	8	390 4/B	1950	x	x		x		x	M		N	Yellow Violet	2	C6AZ 5310-C
66	A(62B, E)	8	390 4/B	2030	x	x		x		x		P	N	Red Green	2	C6AZ 5310-D
66	A(62B, E)	8	390 4/B	2116	x	x		x		x	M	P	A	Red Violet	2	★C6AZ 5310-E r/b D2AZ 5310-A
66	A(62B, E)-H/D	8	390 4/B	1935	x	x		x		x	M		N	Gold Violet	2	★C6AZ 5310-M r/b C6AZ 5310-N
66	A(62B, E)-H/D	8	390 4/B	2030	x	x		x		x		P	N	Gold Orange	2	C6AZ 5310-N
66	A(62B, E)-H/D	8	390 4/B	2130	x	x		x		x	M	P	A	Gold Brown	2	C6AZ 5310-R
66	A(62B, E)-P/I	8	390 4/B	1935	x	x		x			M		N	2 Silver	2	★C5AZ 5310-Z Not replaced
66	A(62B, E)-P/I	8	390 4/B	2030	x	x		x				P	N	2 Gold	2	C5AZ 5310-AA
66	A(62B, E)-P/I	8	390 4/B	2130	x	x		x			M	P	A	2 Violet	2	★C5AZ 5310-AB r/b D2OZ 5310-K
66	A(62B, E)	8	427	2030		x					M	P	N	Gold Orange	2	C6AZ 5310-N
66	A(62B, E)	8	427	2130		x					M		A	Gold Brown	2	C6AZ 5310-R
66	A(62B, E)	8	427 4/B			x						P	A		2	
66	A(62B, E)	8	427 8/B	2235		x						P	A	Gold Pink	2	C6AZ 5310-S

• Recommended to be serviced in pairs only
A - Air Conditioning M - Manual Steering N - Less Air Conditioning P - Power Steering

COPYRIGHT © 1975 — FORD MOTOR COMPANY — DEARBORN, MICHIGAN

HALPERT_AUCTIONS

5310 - continued 1966 FRONT SPRING APPLICATION CHART

YEAR	MODEL	ENGINE CYL.	ENGINE C.I.D.	LOAD (LBS.)	TRANSMISSION 3/S	4/S	O/D	C6	C4	C/M	STRG. MANUAL	STRG. POWER	A/C	MARKINGS	QTY.	• PART NUMBER
					"A" (FORD) -- WITH THERMACTOR - FROM 2/14/66 - continued											
66	A(62B, E)	8	428	1950		x		x			M		N	Yellow Violet	2	C6AZ 5310-C
66	A(62B, E)	8	428	2030		x		x				P	N	Red Green	2	C6AZ 5310-D
66	A(62B, E)	8	428	2116		x		x			M	P	A	Red Violet	2	★C6AZ 5310-E r/b D2AZ 5310-A
66	A(62B, E)-H/D	8	428	1935		x		x			M		N	Gold Violet	2	★C6AZ 5310-M r/b C6AZ 5310-N
66	A(62B, E)-H/D	8	428	2030		x		x				P	N	Gold Orange	2	C6AZ 5310-N
66	A(62B, E)-H/D	8	428	2130		x		x			M	P	A	Gold Brown	2	C6AZ 5310-R
66	A(62B, E)-P/I	8	428	1935		x		x			M		N	2 Silver	2	★C5AZ 5310-Z Not replaced
66	A(62B, E)-P/I	8	428	2030		x		x				P	N	2 Gold	2	C5AZ 5310-AA
66	A(62B, E)-P/I	8	428	2130		x		x			M	P	A	2 Violet	2	★C5AZ 5310-AB r/b D2OZ 5310-K
66	A(63B)	6	240	1730	x						M		N	Red Brown	2	★C6AZ 5310-J r/b C6AZ 5310-A
66	A(63B)	6	240	1800			x		x		M		N	Yellow Green	2	C6AZ 5310-A
66	A(63B)	6	240		x		x		x			P	N		2	
66	A(63B)	6	240	1800	x		x		x		M		A	Yellow Green	2	C6AZ 5310-A
66	A(63B)	6	240	1950	x		x		x			P	A	Yellow Violet	2	C6AZ 5310-C
66	A(63B)-H/D	6	240	1845	x		x		x		M		N	Gold Red	2	C6AZ 5310-L
66	A(63B)-H/D	6	240	1845						x	M		N	Gold Red	2	C6AZ 5310-L
66	A(63B)-H/D	6	240		x		x		x	x		P	N		2	
66	A(63B)-H/D	6	240	1935	x		x		x		M	P	A	Gold Violet	2	★C6AZ 5310-M
66	A(63B)-H/D	6	240							x	M		A		2	r/b C6AZ 5310-N
66	A(63B)-H/D	6	240	2030						x		P	A	Gold Orange	2	C6AZ 5310-N
66	A(63B)	8	289	1800	x		x		x	x	M		N	Yellow Green	2	C6AZ 5310-A
66	A(63B)	8	289	1800	x		x		x	x		P	N	Yellow Green	2	C6AZ 5310-A
66	A(63C, F)	8	289						x		M		N		2	
66	A(63F)	8	289							x	M	P	N		2	
66	A(63C)	8	289	1950					x	x		P	N	Yellow Violet	2	C6AZ 5310-C
66	A(63B)	8	289		x		x		x	x	M		A		2	
66	A(63F)	8	289						x		M		A		2	
66	A(63B)	8	289		x				x			P	A		2	
66	A(63B)	8	289	2030			x			x		P	A	Red Green	2	C6AZ 5310-D
66	A(63C)	8	289						x		M		A		2	
66	A(63F)	8	289						x	x	M	P	A		2	
66	A(63B)-H/D	8	289	1845	x						M		N	Gold Red	2	C6AZ 5310-L
66	A(63B)-H/D	8	289	1845			x		x	x	M		N	Gold Red	2	C6AZ 5310-L
66	A(63C, F)-H/D	8	289						x		M		N		2	
66	A(63F)-H/D	8	289							x	M		N		2	
66	A(63B)-H/D	8	289		x		x		x	x		P	N		2	
66	A(63B)-H/D	8	289	1935	x		x		x	x	M		A	Gold Violet	2	★C6AZ 5310-M
66	A(63C, F)-H/D	8	289						x	x		P	N		2	r/b C6AZ 5310-N
66	A(63F)-H/D	8	289						x		M		A		2	
66	A(63C)-H/D	8	289							x	M		N		2	
66	A(63B)-H/D	8	289	2030	x		x		x	x		P	A	Gold Orange	2	C6AZ 5310-N
66	A(63C)-H/D	8	289						x	x	M		A		2	
66	A(63C, F)-H/D	8	289						x			P	A		2	
66	A(63F)-H/D	8	289							x	M	P	A		2	
66	A(63C)-H/D	8	289	2130						x		P	A	Gold Brown	2	C6AZ 5310-R

• Recommended to be serviced in pairs only

A - Air Conditioning M - Manual Steering N - Less Air Conditioning P - Power Steering

HALPERT_AUCTIONS

- continued 1966 FRONT SPRING APPLICATION CHART

YEAR	MODEL	ENGINE CYL.	ENGINE C.I.D.	LOAD (LBS.)	TRANSMISSION 3/S	4/S	O/D	C6	C4	C/M	STRG. MANUAL	STRG. POWER	A/C	MARKINGS	QTY.	●PART NUMBER
					"A" (FORD) --WITH THERMACTOR - FROM 2/14/66 - continued											
66	A(63B, C, F)	8	352	2030						x	M		N	Red Green	2	C6AZ 5310-D
66	A(63B)	8	352							x		P	N		2	
66	A(63B)	8	352	2116						x	M		A	Red Violet	2	★C6AZ 5310-E
66	A(63C, F)	8	352							x		P	N		2	r/b D2AZ 5310-A
66	A(63C, F)	8	352	2200						x	M		A	Yellow Orange	2	★C6AZ 5310-F
66	A(63B, C, F)	8	352							x		P	A		2	r/b D2AZ 5310-A
66	A(63B, C, F)-H/D	8	352	2030						x	M		N	Gold Orange	2	C6AZ 5310-N
66	A(63B)-H/D	8	352							x		P	N		2	
66	A(63B, F)-H/D	8	352	2130						x	M		A	Gold Brown	2	C6AZ 5310-R
66	A(63C, F)-H/D	8	352							x		P	N		2	
66	A(63C)-H/D	8	352	2235						x	M	P	A	Gold Pink	2	C6AZ 5310-S
66	A(63B, F)-H/D	8	352							x		P	A		2	
66	A(63B, C, F)	8	390 2/B	2030				x		x	M		N	Red Green	2	C6AZ 5310-D
66	A(63B)	8	390 2/B					x		x		P	N		2	
66	A(63C, F)	8	390 2/B	2116				x		x		P	N	Red Violet	2	★C6AZ 5310-E
66	A(63B)	8	390 2/B					x		x	M		A		2	r/b D2AZ 5310-A
66	A(63C, F)	8	390 2/B	2200				x		x	M		A	Yellow Orange	2	★C6AZ 5310-F
66	A(63B, F)	8	390 2/B					x		x		P	A		2	r/b D2AZ 5310-A
66	A(63C)	8	390 2/B					x				P	A		2	
66	A(63C)	8	390 2/B	2290						x		P	A	Yellow Brown	2	C6AZ 5310-G
66	A(63B, C, F)-H/D	8	390 2/B	2030				x		x	M		N	Gold Orange	2	C6AZ 5310-N
66	A(63B)-H/D	8	390 2/B					x		x		P	N		2	
66	A(63C, F)-H/D	8	390 2/B	2130				x		x		P	N	Gold Brown	2	C6AZ 5310-R
66	A(63B, F)-H/D	8	390 2/B					x		x	M		A		2	
66	A(63B)-H/D	8	390 2/B					x				P	A		2	
66	A(63C)-H/D	8	390 2/B	2235				x		x	M		A	Gold Pink	2	C6AZ 5310-S
66	A(63B)-H/D	8	390 2/B							x		P	A		2	
66	A(63C, F)-H/D	8	390 2/B					x		x		P	A		2	
66	A(63B, C, F)	8	390 4/B	2030	x	x		x		x	M		N	Red Green	2	C6AZ 5310-D
66	A(63B)	8	390 4/B		x	x		x		x		P	N		2	
66	A(63B)	8	390 4/B	2116	x	x		x		x	M		A	Red Violet	2	★C6AZ 5310-E
66	A(63C, F)	8	390 4/B			x		x		x		P	N		2	r/b D2AZ 5310-A
66	A(63B)	8	390 4/B	2200	x	x		x		x		P	A	Yellow Orange	2	★C6AZ 5310-F
66	A(63C, F)	8	390 4/B			x		x		x	M		A		2	r/b D2AZ 5310-A
66	A(63F)	8	390 4/B			x		x		x		P	A		2	
66	A(63C)	8	390 4/B	2290		x		x		x		P	A	Yellow Brown	2	C6AZ 5310-G
66	A(63B, C, F)-H/D	8	390 4/B	2030	x	x		x			M		N	Gold Orange	2	C6AZ 5310-N
66	A(63B, F)-H/D	8	390 4/B							x	M		N		2	
66	A(63B)-H/D	8	390 4/B		x	x		x		x		P	N		2	
66	A(63B)-H/D	8	390 4/B	2130	x	x		x		x	M		A	Gold Brown	2	C6AZ 5310-R
66	A(63C)-H/D	8	390 4/B							x	M		N		2	
66	A(63C, F)-H/D	8	390 4/B			x		x		x		P	N		2	
66	A(63F)-H/D	8	390 4/B			x		x			M		A		2	
66	A(63B)-H/D	8	390 4/B	2235	x	x		x		x		P	A	Gold Pink	2	C6AZ 5310-S
66	A(63C)-H/D	8	390 4/B			x		x		x	M		A		2	
66	A(63C, F)-H/D	8	390 4/B			x		x		x		P	A		2	
66	A(63F)-H/D	8	390 4/B							x	M		A		2	

● Recommended to be serviced in pairs only
A - Air Conditioning M - Manual Steering N - Less Air Conditioning P - Power Steering

May, 1975

COPYRIGHT © 1975 — FORD MOTOR COMPANY — DEARBORN, MICHIGAN

FINAL ISSUE

HALPERT_AUCTIONS

5310 - continued **1966 FRONT SPRING APPLICATION CHART**

YEAR	MODEL	ENGINE CYL.	ENGINE C.I.D.	LOAD (LBS.)	TRANSMISSION 3/S	4/S	O/D	C6	C4	C/M	STRG. MANUAL	STRG. POWER	A/C	MARKINGS	QTY.	● PART NUMBER
					"A" (FORD) --WITH THERMACTOR - FROM 2/14/66 - continued											
66	A(63B)	8	427	2030		x					M		N	Gold Orange	2	C6AZ 5310-N
66	A(63F)	8	427 4/B			x					M		N		2	
66	A(63C, F)	8	427 8/B	2130		x					M		N	Gold Brown	2	C6AZ 5310-R
66	A(63C)	8	427 8/B			x					M		N		2	
66	A(63B, C, F)	8	427			x						P	N		2	
66	A(63B)	8	427 4/B			x					M		A		2	
66	A(63B, C, F)	8	427 8/B	2235		x					M		A	Gold Pink	2	C6AZ 5310-S
66	A(63B, F)	8	427 8/B			x						P	A		2	
66	A(63C, F)	8	427 4/B			x					M		A		2	
66	A(63B, C, F)	8	427 4/B			x						P	A		2	
66	A(63C)	8	427 8/B	2345		x						P	A	Gold Gray	2	C6AZ 5310-T
66	A(63B, C, F)	8	428	2030		x		x			M		N	Red Green	2	C6AZ 5310-D
66	A(63B)	8	428			x		x				P	N		2	
66	A(63C, F)	8	428	2116		x		x				P	N	Red Violet	2	★C6AZ 5310-E
66	A(63B)	8	428			x		x			M		A		2	r/b D2AZ 5310-A
66	A(63C, F)	8	428	2200		x		x			M		A	Yellow Orange	2	★C6AZ 5310-F
66	A(63B, F)	8	428			x		x				P	A		2	r/b D2AZ 5310-A
66	A(63C)	8	428	2290		x		x				P	A	Yellow Brown	2	C6AZ 5310-G
66	A(63B, C, F)-H/D	8	428	2030		x		x			M		N	Gold Orange	2	C6AZ 5310-N
66	A(63B)-H/D	8	428			x		x				P	N		2	
66	A(63C, F)-H/D	8	428	2130		x		x				P	N	Gold Brown	2	C6AZ 5310-R
66	A(63B, F)-H/D	8	428			x		x			M		A		2	
66	A(63B, F)-H/D	8	428	2235		x		x				P	A	Gold Pink	2	C6AZ 5310-S
66	A(63C)-H/D	8	428			x		x			M	P	A		2	
66	A(71A, E)	6	240	1730	x						M		N	Red Brown	2	★C6AZ 5310-J
66	A(71A, B, C, D, E)	6	240				x				M	P	N		2	r/b C6AZ 5310-A
66	A(71A, B, C, D, E)	6	240						x		M	P	N		2	
66	A(71A, B, C, D, E)	6	240		x							P	N		2	
66	A(71B, C, D)	6	240	1650	x						M		N	Brown Pink	2	C6AZ 5310-V
66	A(71A, B, C, D, E)	6	240	1800	x				x		M		A	Yellow Green	2	C6AZ 5310-A
66	A(71B, C, D)	6	240				x				M		A		2	
66	A(71A, B, C, D, E)	6	240	1800	x		x		x			P	A	Yellow Green	2	C6AZ 5310-A
66	A(71A, E)	6	240				x				M		A		2	
66	A(71A, B, C, D, E)-H/D	6	240	1845	x		x		x	x	M	P	N	Gold Red	2	C6AZ 5310-L
66	A(71B, C, D)-H/D	6	240		x						M		A		2	
66	A(71A, E)-H/D	6	240	1845	x						M		A	Gold Red	2	C6AZ 5310-L
66	A(71A, B, C, D, E)-H/D	6	240				x		x	x	M		A		2	
66	A(71A, B, C, D, E)-H/D	6	240		x		x		x			P	A		2	
66	A(71B, D)-H/D	6	240							x		P	A		2	
66	A(71A, C, E)-H/D	6	240	1935						x		P	A	Gold Violet	2	★C6AZ 5310-M r/b C6AZ 5310-N
66	A(71B, C, D)-P/T	6	240	1760	x		x			x	M	P	N	2 Blue	2	C5AZ 5310-T
66	A(71B, C, D)-P/T	6	240	1845	x						M	P	A	2 Green	2	★C5AZ 5310-Y Not replaced
66	A(71A, B, C, D, E)	8	289	1730	x		x		x	x	M		N	Red Brown	2	★C6AZ 5310-J
66	A(71D)	8	289		x							P	N		2	r/b C6AZ 5310-A
66	A(71A, B, C, E)	8	289	1800	x		x		x	x		P	N	Yellow Green	2	C6AZ 5310-A
66	A(71D)	8	289				x		x	x		P	N		2	
66	A(71A, B, C, D, E)	8	289	1800	x		x		x	x	M		A	Yellow Green	2	C6AZ 5310-A
66	A(71A, B, C, D, E)	8	289		x							P	A		2	
66	A(71D)	8	289				x		x			P	A		2	
66	A(71B, C, E)	8	289						x			P	A		2	

● Recommended to be serviced in pairs only

A - Air Conditioning M - Manual Steering N - Less Air Conditioning P - Power Steering

HALPERT_AUCTIONS

5310 - continued

1966 FRONT SPRING APPLICATION CHART

YEAR	MODEL	ENGINE CYL.	ENGINE C.I.D.	LOAD (LBS.)	TRANSMISSION 3/S	4/S	O/D	C6	C4	C/M	STRG. MANUAL	STRG. POWER	A/C	MARKINGS	QTY.	• PART NUMBER
					"A" (FORD) -- WITH THERMACTOR - FROM 2/14/66 - continued											
66	A(71A, B, C, E)	8	289	1950			x					P	A	Yellow Violet	2	C6AZ 5310-C
66	A(71A)	8	289						x			P	A		2	
66	A(71A,B,C, D,E)	8	289							x		P	A		2	
66	A(71A,B,C,D,E)-H/D	8	289	1845	x		x		x	x	M		N	Gold Red	2	C6AZ 5310-L
66	A(71A,B,C,D,E)-H/D	8	289		x		x		x			P	N		2	
66	A(71A,B,C,D,E)-H/D	8	289	1845						x		P	N	Gold Red	2	C6AZ 5310-L
66	A(71A,B,C,D,E)-H/D	8	289		x		x		x		M		A		2	
66	A(71D)-H/D	8	289							x	M		A		2	
66	A(71A,B,C,D,E)-H/D	8	289	1935	x		x		x	x		P	A	Gold Violet	2	★C6AZ 5310-M
66	A(71A, B, C, E)-H/D	8	289							x	M		A		2	r/b C6AZ 5310-N
66	A(71B, C, D)-P/I	8	289	1760	x		x			x	M		N	2 Blue	2	★C5AZ 5310-T
66	A(71B, C, D)-P/I	8	289		x		x					P	N		2	Not replaced
66	A(71B, C, D)-P/I	8	289	1845						x		P	N	2 Green	2	★C5AZ 5310-Y
66	A(71B, C, D)-P/I	8	289		x		x			x	M		A		2	Not replaced
66	A(71B, C, D)-P/I	8	289		x		x					P	A		2	
66	A(71B, D)-P/I	8	289							x		P	A		2	
66	A(71C)-P/I	8	289	1935						x		P	A	2 Silver	2	★C5AZ 5310-Z Not replaced
66	A(71D)	8	352	1800						x	M		N	Yellow Green	2	C6AZ 5310-A
66	A(71A, B, C, E)	8	352	1950						x	M		N	Yellow Violet	2	C6AZ 5310-C
66	A(71A,B,C,D,E)	8	352							x		P	N		2	
66	A(71A, B, C, D, E)	8	352	2030						x	M		A	Red Green	2	C6AZ 5310-D
66	A(71A, B, C, D, E)	8	352	2116						x		P	A	Red Violet	2	★C6AZ 5310-E r/b D2AZ 5310-A
66	A(71A,B,C, D,E)-H/D	8	352	1935						x	M		N	Gold Violet	2	★C6AZ 5310-M
66	A(71B, C, D, E)-H/D	8	352							x		P	N		2	r/b C6AZ 5310-N
66	A(71A)-H/D	8	352	2030						x		P	N	Gold Orange	2	C6AZ 5310-N
66	A(71A,B,C,D,E)-H/D	8	352							x	M		A		2	
66	A(71A,B, C,D,E)-H/D	8	352	2130						x		P	A	Gold Brown	2	C6AZ 5310-R
66	A(71A,B,C, D,E)	8	390 2/B	1950						x	M	P	N	Yellow Violet	2	C6AZ 5310-C
66	A(71A, C, E)	8	390 2/B					x			M		N		2	
66	A(71A, B, C, D, E)	8	390 2/B					x				P	N		2	
66	A(71B, D)	8	390 2/B	1800				x			M		N	Yellow Green	2	C6AZ 5310-A
66	A(71A, B, C, D, E)	8	390 2/B	2030				x		x	M		A	Red Green	2	C6AZ 5310-D
66	A(71A, B, C, D, E)	8	390 2/B	2116				x		x		P	A	Red Violet	2	★C6AZ 5310-E r/b D2AZ 5310-A
66	A(71A,B,C,D,E)-H/D	8	390 2/B	1935				x		x	M		N	Gold Violet	2	★C6AZ 5310-M
66	A(71A,B,C,D,E)-H/D	8	390 2/B					x				P	N		2	r/b C6AZ 5310-N
66	A(71B, D)-H/D	8	390 2/B							x		P	N		2	
66	A(71A, C, E)-H/D	8	390 2/B	2030						x		P	N	Gold Orange	2	C6AZ 5310-N
66	A(71A,B,C,D,E)-H/D	8	390 2/B					x		x	M		A		2	
66	A(71A,B,C, D,E)-H/D	8	390 2/B	2130				x		x		P	A	Gold Brown	2	C6AZ 5310-R
66	A(71B, C, D)-P/I	8	390 2/B	1845				x			M		N	2 Green	2	★C5AZ 5310-Y Not replaced
66	A(71B, C, D)-P/I	8	390 2/B	1935				x				P	N	2 Silver	2	★C5AZ 5310-Z Not replaced
66	A(71B, C, D)-P/I	8	390 2/B	2030				x			M		A	2 Gold	2	C5AZ 5310-AA
66	A(71B, C, D)-P/I	8	390 2/B	2130				x				P	A	2 Violet	2	★C5AZ 5310-AB r/b D2OZ 5310-K

• Recommended to be serviced in pairs only

A - Air Conditioning M - Manual Steering N - Less Air Conditioning P - Power Steering

May, 1975

COPYRIGHT © 1975 — FORD MOTOR COMPANY — DEARBORN, MICHIGAN

FINAL ISSUE

HALPERT_AUCTIONS

5310 - continued 1966 FRONT SPRING APPLICATION CHART

YEAR	MODEL	ENGINE CYL.	ENGINE C.I.D.	LOAD (LBS.)	TRANSMISSION 3/S	4/S	O/D	C6	C4	C/M	STRG. MANUAL	STRG. POWER	A/C	MARKINGS	QTY.	•PART NUMBER
					"A" (FORD) -- WITH THERMACTOR - FROM 2/14/66 - continued											
66	A(71B, D)	8	390 4/B	1800	x						M		N	Yellow Green	2	C6AZ 5310-A
66	A(71A, C, E)	8	390 4/B	1950	x						M		N	Yellow Violet	2	C6AZ 5310-C
66	A(71A, B, C, D, E)	8	390 4/B					x		x	M		N		2	
66	A(71A, B, C, D, E)	8	390 4/B		x			x		x		P	N		2	
66	A(71A, B, C, D, E)	8	390 4/B	2030	x			x		x	M		A	Red Green	2	C6AZ 5310-D
66	A(71A, B, C, D, E)	8	390 4/B	2116	x			x		x		P	A	Red Violet	2	★C6AZ 5310-E r/b D2AZ 5310-A
66	A(71A, B, C, D, E)-H/D	8	390 4/B	1935	x			x		x	M		N	Gold Violet	2	★C6AZ 5310-M
66	A(71A, B, C, D, E)-H/D	8	390 4/B		x							P	N		2	r/b C6AZ 5310-N
66	A(71B, C, D)-H/D	8	390 4/B					x				P	N		2	
66	A(71A,B,C, D,E)-H/D	8	390 4/B	2030						x		P	N	Gold Orange	2	C6AZ 5310-N
66	A(71A, E)-H/D	8	390 4/B					x				P	N		2	
66	A(71A,B,C,D,E)-H/D	8	390 4/B		x			x		x	M		A		2	
66	A(71A,B,C, D,E)-H/D	8	390 4/B	2130	x			x		x		P	A	Gold Brown	2	C6AZ 5310-R
66	A(71B, C, D)-P/I	8	390 4/B	1845	x			x			M		N	2 Green	2	★C5AZ 5310-Y Not replaced
66	A(71B, C, D)-P/I	8	390 4/B	1935	x			x				P	N	2 Silver	2	★C5AZ 5310-Z Not replaced
66	A(71B, C, D)-P/I	8	390 4/B	2030	x			x			M		A	2 Gold	2	C5AZ 5310-AA
66	A(71B, C, D)-P/I	8	390 4/B	2130	x			x				P	A	2 Violet	2	★C5AZ 5310-AB r/b D2OZ 5310-K
66	A(71A, B, C, D, E)	8	428	1950				x			M	P	N	Yellow Violet	2	C6AZ 5310-C
66	A(71A, B, C, D, E)	8	428	2030				x			M		A	Red Green	2	C6AZ 5310-D
66	A(71A, B, C, D, E)	8	428	2116				x				P	A	Red Violet	2	★C6AZ 5310-E r/b D2AZ 5310-A
66	A(71A, B,C,D,E)-H/D	8	428	1935				x			M		N	Gold Violet	2	★C6AZ 5310-M
66	A(71B, D)-H/D	8	428					x				P	N		2	r/b C6AZ 5310-N
66	A(71A, C, E)-H/D	8	428	2030				x				P	N	Gold Orange	2	C6AZ 5310-N
66	A(71A,B,C, D,E)-H/D	8	428					x			M		A		2	
66	A(71A,B,C,D,E)-H/D	8	428	2130				x				P	A	Gold Brown	2	C6AZ 5310-R
66	A(71B, C, D)-P/I	8	428	1845				x			M		N	2 Green	2	★C5AZ 5310-Y Not replaced
56	A(71B, D)-P/I	8	428	1935				x				P	N	2 Silver	2	★C5AZ 5310-Z Not replaced
66	A(71C)-P/I	8	428	2030				x				P	N	2 Gold	2	C5AZ 5310-AA
66	A(71B, C, D)-P/I	8	428					x			M		A		2	
66	A(71B, C, D)-P/I	8	428	2130				x				P	A	2 Violet	2	★C5AZ 5310-AB r/b D2OZ 5310-K
66	A(76A)	6	240	1800	x		x		x		M	P	N	Yellow Green	2	C6AZ 5310-A
66	A(76A)	6	240	1950	x				x		M		A	Yellow Violet	2	C6AZ 5310-C
66	A(76A)	6	240	2030	x				x			P	A	Red Green	2	C6AZ 5310-D
66	A(76A)	6	240				x				M	P	A		2	
66	A(76A)-H/D	6	240	1845	x		x		x	x	M		N	Gold Red	2	C6AZ 5310-L
66	A(76A)-H/D	6	240	1935	x		x		x	x		P	N	Gold Violet	2	★C6AZ 5310-M
66	A(76A)-H/D	6	240		x						M		A		2	r/b C6AZ 5310-N
66	A(76A)-H/D	6	240	2030	x							P	A	Gold Orange	2	C6AZ 5310-N
66	A(76A)-H/D	6	240				x		x	x	M	P	A		2	
66	A(76A)	8	289	1800	x		x		x	x	M		N	Yellow Green	2	C6AZ 5310-A
66	A(76A)	8	289	1950	x		x		x	x		P	N	Yellow Violet	2	C6AZ 5310-C
66	A(76B)	8	289						x		M		N		2	

• Recommended to be serviced in pairs only

A - Air Conditioning M - Manual Steering N - Less Air Conditioning P - Power Steering

HALPERT_AUCTIONS

5310 - continued

1966 FRONT SPRING APPLICATION CHART

YEAR	MODEL	ENGINE CYL.	ENGINE C.I.D.	LOAD (LBS.)	TRANSMISSION 3/S	4/S	O/D	C6	C4	C/M	STRG. MANUAL	STRG. POWER	A/C	MARKINGS	QTY.	●PART NUMBER
					"A" (FORD) -- WITH THERMACTOR - FROM 2/14/66 - continued											
66	A(76A)	8	289	2030	x		x		x	x	M		A	Red Green	2	C6AZ 5310-D
66	A(76A)	8	289		x				x			P	A		2	
66	A(76B)	8	289						x			P	N		2	
66	A(76A)	8	289	2116			x			x		P	A	Red Violet	2	★C6AZ 5310-E
66	A(76B)	8	289						x		M	P	A		2	r/b D2AZ 5310-A
66	A(76A)-H/D	8	289	1845	x				x		M		N	Gold Red	2	C6AZ 5310-L
66	A(76A)-H/D	8	289	1935			x			x	M		N	Gold Violet	2	★C6AZ 5310-M
66	A(76A)-H/D	8	289		x		x		x	x		P	N		2	r/b C6AZ 5310-N
66	A(76B)-H/D	8	289						x	x	M		N		2	
66	A(76A)-H/D	8	289	2030	x		x		x	x	M		A	Gold Orange	2	C6AZ 5310-N
66	A(76A)-H/D	8	289		x				x			P	A		2	
66	A(76B)-H/D	8	289						x	x		P	N		2	
66	A(76A)-H/D	8	289	2130			x			x		P	A	Gold Brown	2	C6AZ 5310-R
66	A(76B)-H/D	8	289						x	x	M	P	A		2	
66	A(76A, B)	8	352	2116						x	M		N	Red Violet	2	★C6AZ 5310-E
66	A(76A)	8	352							x		P	N		2	r/b D2AZ 5310-A
66	A(76A)	8	352	2200						x	M		A	Yellow Orange	2	★C6AZ 5310-F
66	A(76B)	8	352							x		P	N		2	r/b D2AZ 5310-A
66	A(76B)	8	352	2290						x	M	P	A	Yellow Brown	2	C6AZ 5310-G
66	A(76A)	8	352							x		P	A		2	
66	A(76A)-H/D	8	352	2130						x	M	P	N	Gold Brown	2	C6AZ 5310-R
66	A(76B)-H/D	8	352							x	M		N		2	
66	A(76A)-H/D	8	352	2235						x	M	P	A	Gold Pink	2	C6AZ 5310-S
66	A(76B)-H/D	8	352							x		P	N		2	
66	A(76B)-H/D	8	352							x	M		A		2	
66	A(76B)-H/D	8	352	2345						x		P	A	Gold Gray	2	C6AZ 5310-T
66	A(76A, B)	8	390 2/B	2116					x	x	M		N	Red Violet	2	★C6AZ 5310-E
66	A(76A)	8	390 2/B						x	x		P	N		2	r/b D2AZ 5310-A
66	A(76A)	8	390 2/B	2200					x	x	M		A	Yellow Orange	2	★C6AZ 5310-F
66	A(76B)	8	390 2/B						x	x		P	N		2	r/b D2AZ 5310-A
66	A(76B)	8	390 2/B	2290					x	x	M		A	Yellow Brown	2	C6AZ 5310-G
66	A(76A, B)	8	390 2/B						x	x		P	A		2	
66	A(76A, B)-H/D	8	390 2/B	2130					x	x	M		N	Gold Brown	2	C6AZ 5310-R
66	A(76A)-H/D	8	390 2/B						x	x		P	N		2	
66	A(76A)-H/D	8	390 2/B	2235					x	x	M	P	A	Gold Pink	2	C6AZ 5310-S
66	A(76B)-H/D	8	390 2/B						x	x		P	N		2	
66	A(76B)-H/D	8	390 2/B						x	x	M		A		2	
66	A(76B)-H/D	8	390 2/B	2345					x	x		P	A	Gold Gray	2	C6AZ 5310-T
66	A(76A, B)	8	390 4/B	2116	x	x			x	x	M		N	Red Violet	2	C6AZ 5310-E
66	A(76A)	8	390 4/B		x	x			x	x		P	N		2	r/b D2AZ 5310-A
66	A(76A)	8	390 4/B	2200	x	x			x	x	M		A	Yellow Orange	2	★C6AZ 5310-F
66	A(76B)	8	390 4/B			x			x	x		P	N		2	r/b D2AZ 5310-A
66	A(76A)	8	390 4/B	2290	x	x			x	x		P	A	Yellow Brown	2	C6AZ 5310-G
66	A(76B)	8	390 4/B			x			x	x	M	P	A		2	
66	A(76A, B)-H/D	8	390 4/B	2130	x	x			x		M		N	Gold Brown	2	C6AZ 5310-R
66	A(76A)-H/D	8	390 4/B		x	x			x	x		P	N		2	
66	A(76A)-H/D	8	390 4/B	2235	x	x			x	x	M	P	A	Gold Pink	2	C6AZ 5310-S
66	A(76B)-H/D	8	390 4/B			x			x	x		P	N		2	
66	A(76B)-H/D	8	390 4/B			x			x	x	M		A		2	
66	A(76B)-H/D	8	390 4/B	2345		x			x	x		P	A	Gold Gray	2	C6AZ 5310-T

● Recommended to be serviced in pairs only
A - Air Conditioner M - Manual Steering N - Less Air Conditioning P - Power Steering

COPYRIGHT © 1975 — FORD MOTOR COMPANY — DEARBORN, MICHIGAN

HALPERT_AUCTIONS

5310 - continued 1966 FRONT SPRING APPLICATION CHART

YEAR	MODEL	ENGINE CYL.	ENGINE C.I.D.	LOAD (LBS.)	TRANSMISSION 3/S	4/S	O/D	C6	C4	C/M	STRG. MANUAL	STRG. POWER	A/C	MARKINGS	QTY.	• PART NUMBER
					"A" (FORD) -- WITH THERMACTOR - FROM 2/14/66 - continued											
66	A(76A)	8	427	2130		x					M		N	Gold Brown	2	C6AZ 5310-R
66	A(76A)	8	427 4/B			x						P	N		2	
66	A(76B)	8	427 4/B			x					M		N		2	
66	A(76A, B)	8	427 8/B	2235		x						P	N	Gold Pink	2	C6AZ 5310-S
66	A(76B)	8	427 8/B			x					M		N		2	
66	A(76A)	8	427			x					M		A		2	
66	A(76B)	8	427 4/B			x						P	N		2	
66	A(76A)	8	427	2345		x						P	A	Gold Gray	2	C6AZ 5310-T
66	A(76B)	8	427			x					M	P	A		2	
66	A(76A, B)	8	428	2116		x		x			M		N	Red Violet	2	★C6AZ 5310-E
66	A(76A)	8	428			x		x				P	N		2	r/b D2AZ 5310-A
66	A(76A)	8	428	2200		x		x			M		A	Yellow Orange	2	★C6AZ 5310-F
66	A(76B)	8	428			x		x				P	N		2	r/b D2AZ 5310-A
66	A(76B)	8	428	2290		x		x			M		A	Yellow Brown	2	C6AZ 5310-G
66	A(76A, B)	8	428			x		x				P	A		2	
66	A(76A, B)-H/D	8	428	2130		x		x			M		N	Gold Brown	2	C6AZ 5310-R
66	A(76A)-H/D	8	428			x		x				P	N		2	
66	A(76B)-H/D	8	428	2235		x		x				P	N	Gold Pink	2	C6AZ 5310-S
66	A(76A)-H/D	8	428			x		x			M	P	A		2	
66	A(76B)-H/D	8	428			x		x			M		A		2	
66	A(76B)-H/D	8	428	2345		x		x				P	A	Gold Gray	2	C6AZ 5310-T
					"B" (FAIRLANE) -- WITHOUT THERMACTOR - BEFORE 10/1/65											
66	B(54A, B)	6	200	1400	x				x		M	P	N	Gold △	2	C6OZ 5310-J
66	B(54A, B)	6	200	1490	x				x		M	P	A	Pink △	2	★C6OZ 5310-K
																r/b C6OZ 5310-AC
66	B(54A, B)	8	289	1490	x	x	x		x		M		N	Green △	2	C6OZ 5310-C
66	B(54A)	8	289		x							P	N		2	
66	B(54B)	8	289	1570	x							P	N	Red △	2	★C6OZ 5310-D
66	B(54A, B)	8	289			x	x		x			P	N		2	r/b C6OZ 5310-C
66	B(54A, B)	8	289		x	x	x		x		M		A		2	
66	B(54A)	8	289		x							P	A		2	
66	B(54B)	8	289	1655	x							P	A	Yellow △	2	★C6OZ 5310-E
66	B(54A, B)	8	289			x	x		x			P	A		2	r/b C6OZ 5310-AC
66	B(54A, B)-H/D	8	289	1490	x	x	x		x		M		N	Pink △	2	★C6OZ 5310-K
66	B(54A)-H/D	8	289		x							P	N		2	r/b C6OZ 5310-AC
66	B(54B)-H/D	8	289	1580	x							P	N	Tan △	2	C6OZ 5310-AC
66	B(54A, B)-H/D	8	289			x	x		x			P	N		2	
66	B(54A, B)-H/D	8	289		x	x	x		x		M		A		2	
66	B(54A, B)-H/D	8	289		x							P	A		2	
66	B(54A, B)-H/D	8	289	1660		x	x		x			P	A	Orange ▲	2	★C6OZ 5310-N
																r/b C6OZ 5310-AC
66	B(54A, B)	8	390 2/B	1655	x	x					M		N	Yellow △	2	★C6OZ 5310-E
66	B(54A)	8	390 2/B		x	x						P	N		2	r/b C6OZ 5310-AC
66	B(54B)	8	390 2/B		x							P	N		2	
66	B(54A, B)	8	390 2/B	1740				x			M	P	N	Blue △	2	★C6OZ 5310-F
66	B(54B)	8	390 2/B			x						P	N		2	r/b C8OZ 5310-K
66	B(54A, B)	8	390 2/B		x	x					M	P	A		2	
66	B(54A, B)	8	390 2/B	1835				x			M	P	A	Orange △	2	★C6OZ 5310-G
																r/b C8OZ 5310-K

• Recommended to be serviced in pairs only △ Daub ▲ Stripe

A - Air Conditioning M - Manual Steering N - Less Air Conditioning P - Power Steering

HALPERT_AUCTIONS

5310 - continued

1966 FRONT SPRING APPLICATION CHART

YEAR	MODEL	ENGINE CYL.	ENGINE C.I.D.	LOAD (LBS.)	TRANSMISSION 3/S	4/S	O/D	C6	C4	C/M	STRG. MANUAL	STRG. POWER	A/C	MARKINGS	QTY.	• PART NUMBER
					"B" (FAIRLANE) -- WITHOUT THERMACTOR - BEFORE 10/1/65 - continued											
66	B(54A, B)-H/D	8	390 2/B	1660	x	x					M	P	N	Orange ▲	2	★C6OZ 5310-N
																r/b C6OZ 5310-AC
66	B(54A, B)-H/D	8	390 2/B	1760				x			M	P	N	Green ▲	2	★C6OZ 5310-P
66	B(54A, B)-H/D	8	390 2/B		x	x		x			M		A		2	r/b C8OZ 5310-K
66	B(54A, B)-H/D	8	390 2/B		x	x						P	A		2	
66	B(54A, B)-H/D	8	390 2/B	1865				x				P	A	Lavender ▲	2	C6OZ 5310-M
66	B(54A, B)	8	390 4/B	1655	x	x					M		N	Yellow △	2	★C6OZ 5310-E
66	B(54A)	8	390 4/B		x							P	N		2	r/b C6OZ 5310-AC
66	B(54A, B)	8	390 4/B	1740				x			M	P	N	Blue △	2	★C6OZ 5310-F
66	B(54B)	8	390 4/B		x							P	N		2	r/b C8OZ 5310-K
66	B(54A, B)	8	390 4/B			x						P	N		2	
66	B(54A, B)	8	390 4/B		x	x					M		A		2	
66	B(54A, B)	8	390 4/B		x							P	A		2	
66	B(54A)	8	390 4/B			x						P	A		2	
66	B(54B)	8	390 4/B	1835		x						P	A	Orange △	2	★C6OZ 5310-G
66	B(54A, B)	8	390 4/B					x				P	A		2	r/b C8OZ 5310-K
66	B(54A, B)-H/D	8	390 4/B	1660	x	x					M		N	Orange ▲	2	★C6OZ 5310-N
66	B(54A, B)-H/D	8	390 4/B		x							P	N		2	r/b C6OZ 5310-AC
66	B(54A)-H/D	8	390 4/B			x						P	N		2	
66	B(54A, B)-H/D	8	390 4/B	1760				x			M	P	N	Green ▲	2	★C6OZ 5310-P
66	B(54B)-H/D	8	390 4/B			x						P	N		2	r/b C8OZ 5310-K
66	B(54A, B)-H/D	8	390 4/B		x	x		x			M		A		2	
66	B(54A, B)-H/D	8	390 4/B		x	x						P	A		2	
66	B(54A, B)-H/D	8	390 4/B	1865				x				P	A	Lavender ▲	2	C6OZ 5310-M
66	B(62A, B)	6	200	1400	x				x		M	P	N	Gold △	2	C6OZ 5310-J
66	B(62A, B)	6	200	1490	x				x		M	P	A	Pink △	2	★C6OZ 5310-K
																r/b C6OZ 5310-AC
66	B(62A, B)	8	289	1415	x	x	x		x		M		N	Lavender △	2	★ C6OZ 5310-B
66	B(62A, B)	8	289		x							P	N		2	r/b C6OZ 5310-C
66	B(62A)	8	289						x			P	N		2	
66	B(62B)	8	289	1570					x			P	N	Red △	2	★C6OZ 5310-D
66	B(62A, B)	8	289			x	x					P	N		2	r/b C6OZ 5310-C
66	B(62A, B)	8	289		x	x	x		x		M		A		2	
66	B(62A, B)	8	289		x							P	A		2	
66	B(62A)	8	289						x			P	A		2	
66	B(62B)	8	289	1655					x			P	A	Yellow △	2	★C6OZ 5310-E
66	B(62A, B)	8	289			x	x					P	A		2	r/b C6OZ 5310-AC
66	B(62A, B)-H/D	8	289	1490	x	x	x		x		M		N	Pink △	2	★C6OZ 5310-K
66	B(62A, B)-H/D	8	289		x							P	N		2	r/b C6OZ 5310-AC
66	B(62A)-H/D	8	289						x			P	N		2	
66	B(62B)-H/D	8	289	1580					x			P	N	Tan △	2	C6OZ 5310-AC
66	B(62A, B)-H/D	8	289			x	x					P	N		2	
66	B(62A, B)-H/D	8	289		x	x	x		x		M	P	A		2	
66	B(62A, B)	8	390 2/B	1655	x	x		x			M		N	Yellow △	2	★C6OZ 5310-E
66	B(62A, B)	8	390 2/B		x	x						P	N		2	r/b C6OZ 5310-AC
66	B(62A, B)	8	390 2/B	1740				x				P	N	Blue △	2	★C6OZ 5310-F
66	B(62A, B)	8	390 2/B		x	x		x			M		A		2	r/b C8OZ 5310-K
66	B(62A, B)	8	390 2/B		x	x						P	A		2	
66	B(62A, B)	8	390 2/B	1835				x				P	A	Orange △	2	★C6OZ 5310-G
																r/b C8OZ 5310-K

• Recommended to be serviced in pairs only △ Daub ▲ Stripe

A - Air Conditioning M - Manual Steering N - Less Air Conditioning P - Power Steering

COPYRIGHT © 1975 — FORD MOTOR COMPANY — DEARBORN, MICHIGAN

5310 - continued — 1966 FRONT SPRING APPLICATION CHART

YEAR	MODEL	ENGINE CYL.	ENGINE C.I.D.	LOAD (LBS.)	TRANSMISSION 3/S	TRANSMISSION 4/S	TRANSMISSION O/D	TRANSMISSION C6	TRANSMISSION C4	TRANSMISSION C/M	STRG. MANUAL	STRG. POWER	A/C	MARKINGS	QTY.	●PART NUMBER
					"B" (FAIRLANE) -- WITHOUT THERMACTOR - BEFORE 10/1/65 - continued											
66	B(62A, B)-H/D	8	390 2/B	1660	x	x		x			M		N	Orange △	2	★C6OZ 5310-N
66	B(62A, B)-H/D	8	390 2/B		x	x						P	N		2	r/b C6OZ 5310-AC
66	B(62A, B)-H/D	8	390 2/B	1760				x				P	N	Green	2	★C6OZ 5310-P
66	B(62A, B)-H/D	8	390 2/B		x	x		x			M	P	A		2	r/b C8OZ 5310-K
66	B(62A, B)	8	390 4/B	1655	x	x		x			M		N	Yellow △	2	★C6OZ 5310-E
66	B(62A, B)	8	390 4/B		x	x						P	N		2	r/b C6OZ 5310-AC
66	B(62A, B)	8	390 4/B	1740				x				P	N	Blue △	2	★C6OZ 5310-F
66	B(62A, B)	8	390 4/B		x	x		x			M		A		2	r/b C8OZ 5310-K
66	B(62A, B)	8	390 4/B		x	x						P	A		2	
66	B(62A, B)	8	390 4/B	1835				x				P	A	Orange △	2	★C6OZ 5310-G
																r/b C8OZ 5310-K
66	B(62A, B)-H/D	8	390 4/B	1660	x	x		x			M		N	Orange ▲	2	★C6OZ 5310-N
66	B(62A, B)-H/D	8	390 4/B		x	x						P	N		2	r/b C6OZ 5310-AC
66	B(62A, B)-H/D	8	390 4/B	1760				x				P	N	Green ▲	2	★C6OZ 5310-P
66	B(62A, B)-H/D	8	390 4/B		x	x		x			M		A		2	r/b C8OZ 5310-K
66	B(62A, B)-H/D	8	390 4/B		x	x						P	A		2	
66	B(62A)-H/D	8	390 4/B					x				P	A		2	
66	B(62B)-H/D	8	390 4/B	1865				x				P	A	Lavender ▲	2	C6OZ 5310-M
66	B(63B, C)	6	200	1400	x						M		N	Gold △	2	C6OZ 5310-J
66	B(63B, C)	6	200	1490					x		M	P	N	Pink △	2	★C6OZ 5310-K
66	B(63B, C)	6	200		x							P	N		2	r/b C6OZ 5310-AC
66	B(63B, C)	6	200		x						M		A		2	
66	B(63B)	6	200						x		M		A		2	
66	B(63B)	6	200		x							P	A		2	
66	B(63C)	6	200	1580					x		M		A	Tan △	2	C6OZ 5310-AC
66	B(63C)	6	200		x							P	A		2	
66	B(63B, C)	6	200						x			P	A		2	
66	B(63B, C)	8	289	1570	x	x	x		x		M	P	N	Red △	2	★C6OZ 5310-D
																r/b C6OZ 5310-C
66	B(63B, C)	8	289	1655	x	x	x		x		M	P	A	Yellow △	2	★C6OZ 5310-E
																r/b C6OZ 5310-AC
66	B(63B, C)-H/D	8	289	1580	x	x	x		x		M	P	N	Tan △	2	C6OZ 5310-AC
66	B(63B, C)-H/D	8	289	1660	x	x	x		x		M	P	A	Orange ▲	2	★C6OZ 5310-N
																r/b C6OZ 5310-AC
66	B(63B, C)	8	390 2/B	1740	x	x		x			M		N	Blue △	2	★C6OZ 5310-F
66	B(63B, C)	8	390 2/B		x	x						P	N		2	r/b C8OZ 5310-K
66	B(63B)	8	390 2/B					x				P	N		2	
66	B(63C)	8	390 2/B	1835				x				P	N	Orange △	2	★C6OZ 5310-G
66	B(63B, C)	8	390 2/B		x	x		x			M	P	A		2	r/b C8OZ 5310-K
66	B(63B, C)-H/D	8	390 2/B	1760	x	x		x			M	P	N	Green ▲	2	★C6OZ 5310-P
66	B(63B)-H/D	8	390 2/B		x	x					M		A		2	r/b C8OZ 5310-K
66	B(63C)-H/D	8	390 2/B	1865	x	x					M		A	Lavender ▲	2	C6OZ 5310-M
66	B(63B, C)-H/D	8	390 2/B					x			M		A		2	
66	B(63B, C)-H/D	8	390 2/B		x	x		x				P	A		2	
66	B(63B, C)	8	390 4/B	1740	x	x		x			M		N	Blue △	2	★C6OZ 5310-F
66	B(63B, C)	8	390 4/B		x	x						P	N		2	r/b C8OZ 5310-K
66	B(63B, C)	8	390 4/B	1835				x				P	N	Orange △	2	★C6OZ 5310-G
66	B(63B, C)	8	390 4/B		x	x		x			M		A		2	r/b C8OZ 5310-K
66	B(63B, C)	8	390 4/B		x	x						P	A		2	
66	B(63B)	8	390 4/B					x				P	A		2	
66	B(63C)	8	390 4/B	1930				x				P	A	Brown △	2	★C6OZ 5310-H
																r/b C8OZ 5310-K

● Recommended to be serviced in pairs only — △ Daub — ▲ Stripe

A - Air Conditioning — M - Manual Steering — N - Less Air Conditioning — P - Power Steering

HALPERT_AUCTIONS

5310 - continued

1966 FRONT SPRING APPLICATION CHART

YEAR	MODEL	ENGINE CYL.	ENGINE C.I.D.	LOAD (LBS.)	TRANSMISSION 3/S	4/S	O/D	C6	C4	C/M	STRG. MANUAL	STRG. POWER	A/C	MARKINGS	QTY.	●PART NUMBER
					"B" (FAIRLANE) -- WITHOUT THERMACTOR - BEFORE 10/1/65 - continued											
66	B(63B, C)-H/D	8	390 4/B	1760	x	x		x			M	P	N	Green ▲	2	★C6OZ 5310-P
66	B(63B)-H/D	8	390 4/B		x						M		A		2	r/b C8OZ 5310-K
66	B(63C)-H/D	8	390 4/B	1865	x						M		A	Lavender ▲	2	C6OZ 5310-M
66	B(63B, C)-H/D	8	390 4/B			x		x			M		A		2	
66	B(63B, C)-H/D	8	390 4/B		x	x		x				P	A		2	
66	B(63D)	8	390 4/B	1735	x	x					M	P	N	Green ▲	2	★C6OZ 5310-AD
66	B(63D)	8	390 4/B					x			M		N		2	r/b C60Z 5310-M
66	B(63D)	8	390 4/B		x	x		x			M	P	A	Gold ▲	2	C6OZ 5310-AE
66	B(63D)	8	390 4/B	1850				x				P	N	Green,Orange	2	
66	B(71B, D, E)	6	200	1263	x				x		M		N	Gray △	2	★C6OZ 5310-AB
66	B(71B, D, E)	6	200		x							P	N		2	r/b C6DZ 5310-C
66	B(71B, D, E)	6	200	1344					x			P	N	Violet △	2	★C6OZ 5310-A
66	B(71B, D, E)	6	200		x				x		M		A		2	r/b C6DZ 5310-C
66	B(71B, D, E)	6	200		x							P	A		2	
66	B(71B, D, E)	6	200	1415					x			P	A	Lavender △	2	★ C6OZ 5310-B r/b C6OZ 5310-C
36	B(71B, D, E)-H/D	6	200	1310	x				x		M	P	N	Red ▲	2	★C6OZ 5310-R r/b C6OZ 5310-J
66	B(71B, D, E)-H/D	6	200	1400	x				x		M	P	A	Gold △	2	C6OZ 5310-J
66	B(71B, D, E)	8	289	1415	x		x		x		M	P	N	Lavender △	2	★ C6OZ 5310-B r/b C6OZ 5310-C
66	B(71B, D, E)	8	289	1490	x		x		x		M	P	A	Green △	2	C6OZ 5310-C
66	B(71B, D, E)-H/D	8	289	1400	x		x		x		M		N	Gold △	2	C6OZ 5310-J
66	B(71B)-H/D	8	289		x				x			P	N		2	
66	B(71D)-H/D	8	289		x		x		x			P	N		2	
66	B(71E)-H/D	8	289		x							P	N		2	
66	B(71B)-H/D	8	289	1490			x					P	N	Pink △	2	★C6OZ 5310-K
66	B(71E)-H/D	8	289				x		x			P	N		2	r/b C6OZ 5310-AC
66	B(71B, D, E)-H/D	8	289		x		x		x		M	P	A		2	
66	B(71B, D, E)	8	390 2/B	1570	x			x			M		N	Red △	2	★C6OZ 5310-D
66	B(71B, D, E)	8	390 2/B		x							P	N		2	r/b C6OZ 5310-C
66	B(71B, D, E)	8	390 2/B	1655				x				P	N	Yellow △	2	★C6OZ 5310-E
66	B(71B, D, E)	8	390 2/B		x			x			M		A		2	r/b C6OZ 5310-AC
66	B(71B, D, E)	8	390 2/B		x							P	A		2	
66	B(71B, D, E)	8	390 2/B	1740				x				P	A	Blue △	2	★ C6OZ 5310-F r/b C8OZ 5310-K
66	B(71B, D, E)-H/D	8	390 2/B	1580	x			x			M		N	Tan △	2	C6OZ 5310-AC
66	B(71B, D, E)-H/D	8	390 2/B		x							P	N		2	
66	B(71B, D, E)-H/D	8	390 2/B	1660				x				P	N	Orange ▲	2	★C6OZ 5310-N
66	B(71B, D, E)-H/D	8	390 2/B		x			x			M		A		2	r/b C6OZ 5310-AC
66	B(71B, D, E)-H/D	8	390 2/B		x							P	A		2	
66	B(71B, D, E)-H/D	8	390 2/B	1760				x				P	A	Green ▲	2	★C6OZ 5310-P r/b C8OZ 5310-K
66	B(71B, D, E)	8	390 4/B	1570	x						M	P	N	Red △	2	★C6OZ 5310-D
66	B(71D)	8	390 4/B					x			M		N		2	r/b C6OZ 5310-C
66	B(71B, E)	8	390 4/B	1655				x			M		N	Yellow △	2	★C6OZ 5310-E
66	B(71B, D, E)	8	390 4/B					x				P	N		2	r/b C6OZ 5310-AC
66	B(71B, D, E)	8	390 4/B		x			x			M		A		2	
66	B(71B, D, E)	8	390 4/B		x							P	A		2	
66	B(71B, D, E)	8	390 4/B	1740				x				P	A	Blue △	2	★C6OZ 5310-F r/b C8OZ 5310-K

● Recommended to be serviced in pairs only △ Daub ▲ Stripe

A - Air Conditioning M - Manual Steering N - Less Air Conditioning P - Power Steering

COPYRIGHT © 1975 — FORD MOTOR COMPANY — DEARBORN, MICHIGAN

5310 - continued — 1966 FRONT SPRING APPLICATION CHART

YEAR	MODEL	ENGINE CYL.	ENGINE C.I.D.	LOAD (LBS.)	TRANSMISSION 3/S	4/S	O/D	C6	C4	C/M	STRG. MANUAL	STRG. POWER	A/C	MARKINGS	QTY.	●PART NUMBER
					"B" (FAIRLANE) -- WITHOUT THERMACTOR - BEFORE 10/1/65 - continued											
66	B(71B, D, E)-H/D	8	390 4/B	1580	x			x			M		N	Tan △	2	C6OZ 5310-AC
66	B(71B, D, E)-H/D	8	390 4/B		x							P	N		2	
66	B(71B, D, E)-H/D	8	390 4/B	1660				x				P	N	Orange ▲	2	★C6OZ 5310-N
66	B(71B, D, E)-H/D	8	390 4/B		x			x			M		A		2	r/b C6OZ 5310-AC
66	B(71B, D, E)-H/D	8	390 4/B		x							P	A		2	
66	B(71B, D, E)-H/D	8	390 4/B	1760				x				P	A	Green ▲	2	★C6OZ 5310-P
																r/b C8OZ 5310-K
66	B(76B, C)	6	200	1490	x				x		M		N	Green △	2	C6OZ 5310-C
66	B(76B, C)	6	200		x							P	N		2	
66	B(76B)	6	200						x			P	N		2	
66	B(76C)	6	200	1570					x			P	N	Red △	2	★C6OZ 5310-D
66	B(76B, C)	6	200		x				x		M		A		2	r/b C6OZ 5310-C
66	B(76B, C)	6	200		x							P	A		2	
66	B(76B)	6	200						x			P	A		2	
66	B(76C)	6	200	1655					x			P	A	Yellow △	2	★C6OZ 5310-E
																r/b C6OZ 5310-AC
66	B(76B, C)	8	289	1570	x						M		N	Red △	2	★C6OZ 5310-D
66	B(76B)	8	289						x		M		N		2	r/b C6OZ 5310-C
66	B(76B)	8	289	1655		x	x				M		N	Yellow △	2	★C6OZ 5310-E
66	B(76C)	8	289			x	x		x		M		N		2	r/b C6OZ 5310-AC
66	B(76B, C)	8	289		x	x	x		x			P	N		2	
66	B(76B)	8	289		x	x	x		x		M		A		2	
66	B(76C)	8	289		x						M		A		2	
66	B(76C)	8	289	1940		x	x		x		M		A	Blue △	2	★C6OZ 5310-F
66	B(76B, C)	8	289		x	x	x		x			P	A		2	r/b C8OZ 5310-K
66	B(76B)-H/D	8	289	1580	x	x	x		x		M		N	Tan △	2	C6OZ 5310-AC
66	B(76C)-H/D	8	289		x						M		N		2	
66	B(76B)-H/D	8	289		x							P	N		2	
66	B(76C)-H/D	8	289	1660		x	x		x		M		N	Orange ▲	2	★C6OZ 5310-N
66	B(76C)-H/D	8	289		x							P	N		2	r/b C6OZ 5310-AC
66	B(76B, C)-H/D	8	289			x	x		x			P	N		2	
66	B(76B)-H/D	8	289		x	x	x		x		M		A		2	
66	B(76C)-H/D	8	289		x						M		A		2	
66	B(76B)-H/D	8	289		x							P	A		2	
66	B(76C)-H/D	8	289	1760		x	x		x		M		A	Green ▲	2	★C6OZ 5310-P
66	B(76B)-H/D	8	289			x	x		x			P	A		2	r/b C8OZ 5310-K
66	B(76C)-H/D	8	289		x	x	x		x			P	A		2	
66	B(76B, C)	8	390 2/B	1740	x	x					M		N	Blue △	2	★C6OZ 5310-F
66	B(76B)	8	390 2/B		x							P	N		2	r/bC8OZ 5310-K
66	B(76B, C)	8	390 2/B	1835				x			M		N	Orange △	2	★C6OZ 5310-G
66	B(76C)	8	390 2/B		x							P	N		2	r/b C8OZ 5310-K
66	B(76B, C)	8	390 2/B			x		x				P	N		2	
66	B(76B, C)	8	390 2/B		x	x					M		A		2	
66	B(76B)	8	390 2/B					x			M		A		2	
66	B(76B)	8	390 2/B		x	x						P	A		2	
66	B(76C)	8	390 2/B	1930				x			M		A	Brown △	2	★C6OZ 5310-H
66	B(76B)	8	390 2/B					x				P	A		2	r/b C8OZ 5310-K
66	B(76C)	8	390 2/B		x	x		x				P	A		2	

● Recommended to be serviced in pairs only △ Daub ▲ Stripe
A - Air Conditioning M - Manual Steering N - Less Air Conditioning P - Power Steering

HALPERT_AUCTIONS

5310 - continued

1966 FRONT SPRING APPLICATION CHART

YEAR	MODEL	ENGINE CYL.	ENGINE C.I.D.	LOAD (LBS.)	TRANSMISSION 3/S	4/S	O/D	C6	C4	C/M	STRG. MANUAL	STRG. POWER	A/C	MARKINGS	QTY.	● PART NUMBER
"B" (FAIRLANE) -- WITHOUT THERMACTOR - BEFORE 10/1/65 - continued																
66	B(76B, C)-H/D	8	390 2/B	1760	x	x					M		N	Green ▲	2	★C6OZ 5310-P
66	B(76B)-H/D	8	390 2/B					x			M		N		2	r/b C8OZ 5310-K
66	B(76B, C)-H/D	8	390 2/B		x	x						P	N		2	
66	B(76C)-H/D	8	390 2/B	1865				x			M		N	Lavender ▲	2	C6OZ 5310-M
66	B(76B, C)-H/D	8	390 2/B					x				P	N		2	
66	B(76B, C)-H/D	8	390 2/B		x	x		x			M		A		2	
66	B(76B, C)-H/D	8	390 2/B		x	x						P	A		2	
66	B(76B)-H/D	8	390 2/B					x				P	A		2	
66	B(76C)-H/D	8	390 2/B	1970				x				P	A	Gold ▲	2	★C6OZ 5310-L
																r/b C6OZ 5310-M
66	B(76B, C)	8	390 4/B	1740	x	x					M		N	Blue △	2	★C6OZ 5310-F
																r/b C8OZ 5310-K
66	B(76B, C)	8	390 4/B	1835				x			M		N	Orange △	2	★C6OZ 5310-G
66	B(76B, C)	8	390 4/B		x	x		x				P	N		2	r/b C8OZ 5310-K
66	B(76B, C)	8	390 4/B		x	x					M		A		2	
66	B(76B)	8	390 4/B		x	x						P	A		2	
66	B(76B, C)	8	390 4/B	1930				x			M		A	Brown △	2	★C6OZ 5310-H
66	B(76B)	8	390 4/B					x				P	A		2	r/b C8OZ 5310-K
66	B(76C)	8	390 4/B		x	x		x				P	A		2	
66	B(76B, C)-H/D	8	390 4/B	1760	x	x					M		N	Green ▲	2	★C6OZ 5310-P
66	B(76B)-H/D	8	390 4/B					x			M		N		2	r/b C8OZ 5310-K
66	B(76B)-H/D	8	390 4/B		x	x						P	N		2	
66	B(76C)-H/D	8	390 4/B	1865				x			M		N	Lavender ▲	2	C6OZ 5310-M
66	B(76B)-H/D	8	390 4/B					x				P	N		2	
66	B(76C)-H/D	8	390 4/B		x	x		x				P	N		2	
66	B(76B, C)-H/D	8	390 4/B		x	x		x			M		A		2	
66	B(76B, C)-H/D	8	390 4/B		x	x						P	A		2	
66	B(76B)-H/D	8	390 4/B					x				P	A		2	
66	B(76C)-H/D	8	390 4/B	1970				x				P	A	Gold ▲	2	★C6OZ 5310-L
																r/b C6OZ 5310-M
66	B(76D)	8	390 4/B	1735	x	x					M		N	Green Gold ▲	2	★C6OZ 5310-AD
																r/b C6OZ 5310-M
66	B(76D)	8	390 4/B		x	x		x				P	N	Orange	2	
66	B(76D)	8	390 4/B	1850				x			M		N	Green ▲	2	C6OZ 5310-AE
66	B(76D)	8	390 4/B		x	x		x			M		A		2	
66	B(76D)	8	390 4/B		x	x						P	A		2	
66	B(76D)	8	390 4/B	1965				x				P	A	Green ▲	2	★C6OZ 5310-AF
														Brown	2	r/b C6OZ 5310-M
"B" (FAIRLANE) -- WITHOUT THERMACTOR - FROM 10/1/65 TO 2/14/66																
66	B(54A, B)	6	200	1400	x						M	P	N	Gold △	2	C6OZ 5310-J
66	B(54A, B)	6	200						x		M		N		2	
66	B(54A, B)	6	200	1490					x			P	N	Pink △	2	★C6OZ 5310-K
66	B(54A, B)	6	200		x				x		M		A		2	r/b C6OZ 5310-AC
66	B(54A, B)	6	200		x							P	A		2	
66	B(54A)	6	200						x			P	A		2	
66	B(54B)	6	200	1580					x			P	A	Tan △	2	C6OZ 5310-AC

● Recommended to be serviced in pairs only Δ Daub ▲ Stripe

A - Air Conditioning M - Manual Steering N - Less Air Conditioning P - Power Steering

COPYRIGHT © 1975 — FORD MOTOR COMPANY — DEARBORN, MICHIGAN

HALPERT_AUCTIONS

5310 - continued

1966 FRONT SPRING APPLICATION CHART

YEAR	MODEL	ENGINE CYL.	ENGINE C.I.D.	LOAD (LBS.)	TRANSMISSION 3/S	4/S	O/D	C6	C4	C/M	STRG. MANUAL	STRG. POWER	A/C	MARKINGS	QTY.	●PART NUMBER
					"B" (FAIRLANE) -- WITHOUT THERMACTOR - FROM 10/1/65 TO 2/14/66 - continued											
66	B(54A, B)	8	289	1490	x						M		N	Green △	2	C6OZ 5310-C
66	B(54A, B)	8	289	1570		x	x		x		M	P	N	Red △	2	★C6OZ 5310-D
66	B(54A, B)	8	289		x							P	N		2	r/b C6OZ 5310-C
66	B(54A, B)	8	289		x						M		A		2	
66	B(54A, B)	8	289	1655		x	x		x		M	P	A	Yellow △	2	★C6OZ 5310-E
66	B(54A, B)	8	289		x							P	A		2	r/b C6OZ 5310-AC
66	B(54A, B)-H/D	8	289	1490	x						M		N	Pink △	2	★C6OZ 5310-K
																r/b C6OZ 5310-AC
66	B(54A, B)-H/D	8	289	1580		x	x		x		M	P	N	Tan △	2	C6OZ 5310-AC
66	B(54A, B)-H/D	8	289		x							P	N		2	
66	B(54A, B)-H/D	8	289		x				x		M		A		2	
66	B(54A)-H/D	8	289			x	x				M		A		2	
66	B(54B)-H/D	8	289	1660		x	x				M		A	Orange ▲	2	★C6OZ 5310-N
66	B(54A, B)-H/D	8	289		x	x	x		x			P	A		2	r/b C6OZ 5310-AC
66	B(54A, B)	8	390 2/B	1655	x	x					M		N	Yellow △	2	★C6OZ 5310-E
																r/b C6OZ 5310-AC
66	B(54A, B)	8	390 2/B	1740				x			M	P	N	Blue △	2	★C6OZ 5310-F
66	B(54A, B)	8	390 2/B		x	x						P	N		2	r/b C8OZ 5310-K
66	B(54A, B)	8	390 2/B		x	x					M		A		2	
66	B(54A, B)	8	390 2/B	1835				x			M	P	A	Orange △	2	★C6OZ 5310-G
66	B(54A, B)	8	390 2/B		x	x						P	A		2	r/b C8OZ 5310-K
66	B(54A, B)-H/D	8	390 2/B	1660	x	x					M		N	Orange ▲	2	★C6OZ 5310-N
																r/b C6OZ 5310-AC
66	B(54A, B)-H/D	8	390 2/B	1760				x			M	P	N	Green ▲	2	★C6OZ 5310-P
66	B(54A, B)-H/D	8	390 2/B		x	x						P	N		2	r/b C8OZ 5310-K
66	B(54A, B)-H/D	8	390 2/B		x	x					M		A		2	
66	B(54A)-H/D	8	390 2/B					x			M		A		2	
66	B(54A, B)-H/D	8	390 2/B		x							P	A		2	
66	B(54A)-H/D	8	390 2/B			x						P	A		2	
66	B(54B)-H/D	8	390 2/B	1865				x			M		A	Lavender ▲	2	C6OZ 5310-M
66	B(54B)-H/D	8	390 2/B			x						P	A		2	
66	B(54A, B)-H/D	8	390 2/B					x				P	A		2	
66	B(54A, B)	8	390 4/B	1655	x	x					M		N	Yellow △	2	★C6OZ 5310-E
																r/b C6OZ 5310-AC
66	B(54A, B)	8	390 4/B	1740				x			M	P	N	Blue △	2	★C6OZ 5310-F
66	B(54A, B)	8	390 4/B		x	x						P	N		2	r/b C8OZ 5310-K
66	B(54A, B)	8	390 4/B		x	x					M		A		2	
66	B(54A, B)	8	390 4/B	1835				x			M	P	A	Orange △	2	★C6OZ 5310-G
66	B(54A, B)	8	390 4/B		x	x						P	A		2	r/b C8OZ 5310-K
66	B(54A, B)-H/D	8	390 4/B	1660	x	x					M		N	Orange ▲	2	★C6OZ 5310-N
																r/b C6OZ 5310-AC
66	B(54A, B)-H/D	8	390 4/B	1760				x			M	P	N	Green ▲	2	★C6OZ 5310-P
66	B(54A, B)-H/D	8	390 4/B		x	x						P	N		2	r/b C8OZ 5310-K
66	B(54A, B)-H/D	8	390 4/B		x	x					M		A		2	
66	B(54A)-H/D	8	390 4/B		x							P	A		2	
66	B(54B)-H/D	8	390 4/B	1865	x							P	A	Lavender ▲	2	C6OZ 5310-M
66	B(54A, B)-H/D	8	390 4/B			x						P	A		2	
66	B(54A, B)-H/D	8	390 4/B					x			M	P	A		2	
66	B(62A, B)	6	200	1400	x				x		M	P	N	Gold △	2	C6OZ 5310-J
66	B(62A, B)	6	200	1490	x				x		M	P	A	Pink △	2	★C6OZ 5310-K
																r/b C6OZ 5310-AC

● Recommended to be serviced in pairs only

△ Daub ▲ Stripe

A - Air Conditioning M - Manual Steering N - Less Air Conditioning P - Power Steering

HALPERT_AUCTIONS

5310 - continued

1966 FRONT SPRING APPLICATION CHART

YEAR	MODEL	ENGINE CYL.	ENGINE C.I.D.	LOAD (LBS.)	TRANSMISSION 3/S	4/S	O/D	C6	C4	C/M	STRG. MANUAL	STRG. POWER	A/C	MARKINGS	QTY.	●PART NUMBER
	"B" (FAIRLANE) -- WITHOUT THERMACTOR - FROM 10/1/65 TO 2/14/66 - continued															
66	B(62A, B)	8	289	1490	x	x	x		x		M		N	Green △	2	C6OZ 5310-C
66	B(62A, B)	8	289	1570	x	x	x		x			P	N	Red △	2	★C6OZ 5310-D
66	B(62A, B)	8	289		x	x	x		x		M		A		2	r/b C6OZ 5310-C
66	B(62A, B)	8	289	1655	x	x	x		x			P	A	Yellow △	2	★C6OZ 5310-E
																r/b C6OZ 5310-AC
66	B(62A, B)-H/D	8	289	1490	x	x	x		x		M		N	Pink △	2	★C6OZ 5310-K
																r/b C6OZ 5310-AC
66	B(62A, B)-H/D	8	289	1580	x	x	x		x			P	N	Tan △	2	C6OZ 5310-AC
66	B(62A, B)-H/D	8	289		x	x	x		x		M		A		2	
66	B(62A, B)-H/D	8	289		x							P	A		2	
66	B(62A, B)-H/D	8	289	1660		x	x		x			P	A	Orange △	2	★C6OZ 5310-N
																r/b C6OZ 5310-AC
66	B(62A, B)	8	390 2/B	1655	x	x					M		N	Yellow △	2	★C6OZ 5310-E
																r/b C6OZ 5310-AC
66	B(62A, B)	8	390 2/B	1740					x		M		N	Blue △	2	★C6OZ 5310-F
66	B(62A, B)	8	390 2/B		x	x			x			P	N		2	r/b C8OZ 5310-K
66	B(62A, B)	8	390 2/B		x	x					M		A		2	
66	B(62A, B)	8	390 2/B		x							P	A		2	
66	B(62A)	8	390 2/B			x						P	A		2	
66	B(62A, B)	8	390 2/B	1835					x		M	P	A	Orange △	2	★C6OZ 5310-G
66	B(62B)	8	390 2/B			x						P	A		2	r/b C8OZ 5310-K
66	B(62A, B)-H/D	8	390 2/B	1660	x	x		x			M		N	Orange ▲	2	★C6OZ 5310-N
66	B(62A, B)-H/D	8	390 2/B		x							P	N		2	r/b C6OZ 5310-AC
66	B(62A)-H/D	8	390 2/B			x						P	N		2	
66	B(62B)-H/D	8	390 2/B	1760		x						P	N	Green ▲	2	★C6OZ 5310-P
66	B(62A, B)-H/D	8	390 2/B					x				P	N		2	r/b C8OZ 5310-K
66	B(62A, B)-H/D	8	390 2/B		x	x		x			M		A		2	
66	B(62A, B)-H/D	8	390 2/B		x	x						P	A		2	
66	B(62A, B)-H/D	8	390 2/B	1865				x				P	A	Lavender ▲	2	C6OZ 5310-M
66	B(62A, B)	8	390 4/B	1655	x	x					M		N	Yellow △	2	★C6OZ 5310-E
																r/b C6OZ 5310-AC
66	B(62A, B)	8	390 4/B	1740				x			M	P	N	Blue △	2	★C6OZ 5310-F
66	B(62A, B)	8	390 4/B		x	x						P	N		2	r/b C8OZ 5310-K
66	B(62A, B)	8	390 4/B		x	x					M		A		2	
66	B(62A, B)	8	390 4/B	1835				x			M	P	A	Orange △	2	★C6OZ 5310-G
66	B(62A, B)	8	390 4/B		x	x						P	A		2	r/b C8OZ 5310-K
66	B(62A, B)-H/D	8	390 4/B	1660	x	x					M		N	Orange ▲	2	★C6OZ 5310-N
66	B(62A)-H/D	8	390 4/B		x							P	N		2	r/b C6OZ 5310-AC
66	B(62B)-H/D	8	390 4/B	1760	x							P	N	Green ▲	2	★C6OZ 5310-P
66	B(62A, B)-H/D	8	390 4/B					x			M	P	N		2	r/b C8OZ 5310-K
66	B(62A, B)-H/D	8	390 4/B			x						P	N		2	
66	B(62A, B)-H/D	8	390 4/B		x	x		x			M		A		2	
66	B(62A, B)-H/D	8	390 4/B		x	x						P	A		2	
66	B(62A, B)-H/D	8	390 4/B	1865				x				P	A	Lavender ▲	2	C6OZ 5310-M
66	B(63B)	6	200	1400	x						M		N	Gold △	2	C6OZ 5310-J
66	B(63C)	6	200	1490	x						M		N	Pink △	2	★C6OZ 5310-K
66	B(63B, C)	6	200						x		M	P	N		2	r/b C6OZ 5310-AC
66	B(63B, C)	6	200		x							P	N		2	
66	B(63B)	6	200		x						M		A		2	
66	B(63C)	6	200	1580	x						M		A	Tan △	2	C6OZ 5310-AC
66	B(63B, C)	6	200						x		M	P	A		2	
66	B(63B, C)	6	200		x							P	A		2	

● Recommended to be serviced in pairs only △ Daub ▲ Stripe

A - Air Conditioning M - Manual Steering N - Less Air Conditioning P - Power Steering

COPYRIGHT © 1975 — FORD MOTOR COMPANY — DEARBORN, MICHIGAN

5310 - continued — 1966 FRONT SPRING APPLICATION CHART

YEAR	MODEL	ENGINE CYL.	ENGINE C.I.D.	LOAD (LBS.)	TRANSMISSION 3/S	4/S	O/D	C6	C4	C/M	STRG. MANUAL	STRG. POWER	A/C	MARKINGS	QTY.	● PART NUMBER
	"B" (FAIRLANE) -- WITHOUT THERMACTOR - FROM 10/1/65 TO 2/14/66 - continued															
66	B(63B, C)	8	289	1570	x	x	x		x		M		N	Red △	2	★C6OZ 5310-D
66	B(63B)	8	289		x				x			P	N		2	r/b C6OZ 5310-C
66	B(63C)	8	289	1655	x				x			P	N	Yellow △	2	★C6OZ 5310-E
66	B(63B, C)	8	289			x	x					P	N		2	r/b C6OZ 5310-AC
66	B(63B, C)	8	289		x	x	x		x		M		A		2	
66	B(63B)	8	289		x	x	x		x			P	A		2	
66	B(63C)	8	289	1740	x	x	x		x			P	A	Blue △	2	★C6OZ 5310-F
																r/b C8OZ 5310-K
66	B(63B, C)-H/D	8	289	1580	x	x	x		x		M		N	Tan △	2	C6OZ 5310-AC
66	B(63B)-H/D	8	289		x	x	x		x			P	N		2	
66	B(63C)-H/D	8	289	1660	x	x	x		x			P	N	Orange ▲	2	★C6OZ 5310-N
66	B(63B, C)-H/D	8	289		x	x	x		x		M		A		2	r/b C6OZ 5310-AC
66	B(63B)-H/D	8	289		x	x	x		x			P	A		2	
66	B(63C)-H/D	8	289	1760	x	x	x		x			P	A	Green △	2	★C6OZ 5310-P
																r/b C8OZ 5310-K
66	B(63B, C)	8	390 2/B	1740	x	x					M		N	Blue △	2	★C6OZ 5310-F
66	B(63B)	8	390 2/B					x			M		N		2	r/b C8OZ 5310-K
66	B(63B)	8	390 2/B		x	x						P	N		2	
66	B(63C)	8	390 2/B	1835				x			M		N	Orange △	2	★C6OZ 5310-G
66	B(63C)	8	390 2/B		x	x						P	N		2	r/b C8OZ 5310-K
66	B(63B, C)	8	390 2/B					x				P	N		2	
66	B(63B, C)	8	390 2/B		x	x					M	P	A		2	
66	B(63B, C)	8	390 2/B					x			M		A		2	
66	B(63B)	8	390 2/B					x				P	A		2	
66	B(63C)	8	390 2/B	1930				x				P	A	Brown △	2	★C6OZ 5310-H
																r/b C8OZ 5310-K
66	B(63B, C)-H/D	8	390 2/B	1760	x	x					M	P	N	Green ▲	2	★C6OZ 5310-P
66	B(63B, C)-H/D	8	390 2/B					x			M		N		2	r/b C8OZ 5310-K
66	B(63B)-H/D	8	390 2/B					x				P	N		2	
66	B(63C)-H/D	8	390 2/B	1865				x				P	N	Lavender ▲	2	C6OZ 5310-M
66	B(63B, C)-H/D	8	390 2/B		x	x		x			M	P	A		2	
66	B(63B, C)	8	390 4/B	1740	x	x					M		N	Blue △	2	★C6OZ 5310-F
66	B(63B)	8	390 4/B					x			M		N		2	r/b C8OZ 5310-K
66	B(63B)	8	390 4/B		x	x						P	N		2	
66	B(63C)	8	390 4/B	1835				x			M		N	Orange △	2	★C6OZ 5310-G
66	B(63C)	8	390 4/B		x	x						P	N		2	r/b C8OZ 5310-K
66	B(63B, C)	8	390 4/B					x				P	N		2	
66	B(63B, C)	8	390 4/B		x	x					M	P	A		2	
66	B(63B)	8	390 4/B					x			M		A		2	
66	B(63C)	8	390 4/B	1930				x			M		A	Brown △	2	★C6OZ 5310-H
66	B(63B, C)	8	390 4/B					x				P	A		2	r/b C8OZ 5310-K
66	B(63B, C)-H/D	8	390 4/B	1760	x	x		x			M		N	Green ▲	2	★C6OZ 5310-P
66	B(63B, C)-H/D	8	390 4/B		x	x						P	N		2	r/b C8OZ 5310-K
66	B(63B)-H/D	8	390 4/B					x				P	N		2	
66	B(63C)-H/D	8	390 4/B	1865				x				P	N	Lavender ▲	2	C6OZ 5310-M
66	B(63B, C)-H/D	8	390 4/B		x	x		x			M		A		2	
66	B(63B, C)-H/D	8	390 4/B		x	x						P	A		2	
66	B(63B)-H/D	8	390 4/B					x				P	A		2	
66	B(63C)-H/D	8	390 4/B	1970				x				P	A	Gold ▲	2	★C6OZ 5310-L
																r/b C6OZ 5310-M

● Recommended to be serviced in pairs only
△ Daub
▲ Stripe
A - Air Conditioning
M - Manual Steering
N - Less Air Conditioning
P - Power Steering

HALPERT_AUCTIONS

5310 - continued **1966 FRONT SPRING APPLICATION CHART**

YEAR	MODEL	ENGINE CYL.	ENGINE C.I.D.	LOAD (LBS.)	TRANSMISSION 3/S	4/S	O/D	C6	C4	C/M	STRG. MANUAL	STRG. POWER	A/C	MARKINGS	QTY.	●PART NUMBER
"B" (FAIRLANE) -- WITHOUT THERMACTOR - FROM 10/1/65 TO 2/14/66 - continued																
66	B(63D)	8	390 4/B	1735	x	x					M		N	Green Gold ▲	2	★C6OZ 5310-AD
																r/b C60Z 5310-M
66	B(63D)	8	390 4/B	1850				x			M	P	N	GREEN ▲, ORANGE ▲	2	C6OZ 5310-AE
66	B(63D)	8	390 4/B		x	x						P	N		2	
66	B(63D)	8	390 4/B		x	x					M	P	A		2	
66	B(63D)	8	390 4/B					x			M		A		2	
66	B(63D)	8	390 4/B	1965				x				P	A	GREEN ▲, BROWN	2	★C6OZ 5310-AF
																r/b C6OZ 5310-M
66	B(71D, E)	6	200	1263	x						M		N	Gray △	2	★C6OZ 5310-AB
																r/b C6DZ 5310-C
66	B(71B)	6	200	1344	x						M		N	Violet △	2	★C6OZ 5310-A
66	B(71B, D, E)	6	200						x		M		N		2	r/b C6DZ 5310-C
66	B(71B, D, E)	6	200		x				x			P	N		2	
66	B(71D, E)	6	200		x						M		A		2	
66	B(71B)	6	200	1415	x						M		A	Lavender △	2	C6OZ 5310-B
66	B(71B, D, E)	6	200						x		M		A		2	
66	B(71B, D, E)	6	200		x				x			P	A		2	
66	B(71B, D, E)-H/D	6	200	1310	x				x		M		N	Red ▲	2	★C6OZ 5310-R
66	B(71B, D, E)-H/D	6	200		x							P	N		2	r/b C6OZ 5310-J
66	B(71B, D, E)-H/D	6	200	1400					x			P	N	Gold △	2	C6OZ 5310-J
66	B(71B, D, E)-H/D	6	200		x				x		M		A		2	
66	B(71B, D, E)-H/D	6	200		x							P	A		2	
66	B(71D, E)-H/D	6	200						x			P	A		2	
66	B(71B)-H/D	6	200	1490					x			P	A	Pink △	2	★C6OZ 5310-K
																r/b C6OZ 5310-AC
66	B(71B, D, E)	8	289	1415	x		x		x		M		N	Lavender △	2	★C6OZ 5310-B
																r/b C6OZ 5310-C
66	B(71B, D, E)	8	289	1490	x		x		x			P	N	Green △	2	C6OZ 5310-C
66	B(71B, D, E)	8	289		x				x		M		A		2	
66	B(71B)	8	289	1570			x				M		A	Red △	2	★C6OZ 5310-D
66	B(71B, D, E)	8	289		x		x		x			P	A		2	r/b C6OZ 5310-C
66	B(71B, D, E)-H/D	8	289	1400	x						M		N	Gold △	2	C6OZ 5310-J
66	B(71B, D, E)-H/D	8	289	1490			x		x		M	P	N	Pink △	2	★C6OZ 5310-K
66	B(71B, D, E)-H/D	8	289		x							P	N		2	r/b C6OZ 5310-AC
66	B(71B, D, E)-H/D	8	289		x				x		M		A		2	
66	B(71D, E)-H/D	8	289				x				M		A		2	
66	B(71D, E)	8	289				x				M		A		2	
66	B(71B)-H/D	8	289	1580			x				M		A	Tan △	2	C6OZ 5310-AC
66	B(71B, D, E)-H/D	8	289		x		x		x			P	A		2	
66	B(71B, D, E)	8	390 2/B	1570	x						M		N	Red △	2	★C6OZ 5310-D
																r/b C6OZ 5310-C
66	B(71B, D, E)	8	390 2/B	1655				x			M	P	N	Yellow △	2	★C6OZ 5310-E
66	B(71B, D, E)	8	390 2/B		x							P	N		2	r/b C6OZ 5310-AC
66	B(71B, D, E)	8	390 2/B		x						M		A		2	
66	B(71B, D, E)	8	390 2/B	1740				x			M	P	A	Blue △	2	★C6OZ 5310-F
66	B(71B, D, E)	8	390 2/B		x							P	A		2	r/b C8OZ 5310-K
66	B(71B, D, E)-H/D	8	390 2/B	1580	x						M		N	Tan △	2	C6OZ 5310-AC
66	B(71B, D, E)-H/D	8	390 2/B	1660				x			M	P	N	Orange ▲	2	★C6OZ 5310-N
66	B(71B, D, E)-H/D	8	390 2/B		x							P	N		2	r/b C6OZ 5310-AC
66	B(71B, D, E)-H/D	8	390 2/B		x						M		A		2	
66	B(71B, D, E)-H/D	8	390 2/B	1760				x			M	P	A	Green ▲	2	★C6OZ 5310-P
66	B(71B, D, E)-H/D	8	390 2/B		x							P	A			r/b C8OZ 5310-K

● Recommended to be serviced in pairs only △ Daub ▲ Stripe

A - Air Conditioning M - Manual Steering N - Less Air Conditioning P - Power Steering

COPYRIGHT © 1975 — FORD MOTOR COMPANY — DEARBORN, MICHIGAN

5310 - continued — 1966 FRONT SPRING APPLICATION CHART

YEAR	MODEL	ENGINE CYL.	ENGINE C.I.D.	LOAD (LBS.)	TRANSMISSION 3/S	4/S	O/D	C6	C4	C/M	STRG. MANUAL	STRG. POWER	A/C	MARKINGS	QTY.	●PART NUMBER
	"B" (FAIRLANE) -- WITHOUT THERMACTOR - FROM 10/1/65 TO 2/14/66 - continued															
66	B(71B, D, E)	8	390 4/B	1570	x						M		N	Red △	2	★C6OZ 5310-D
																r/b C6OZ 5310-C
66	B(71B, D, E)	8	390 4/B	1655				x			M	P	N	Yellow △	2	★C6OZ 5310-E
66	B(71B, D, E)	8	390 4/B		x							P	N		2	r/b C6OZ 5310-AC
66	B(71B, D, E)	8	390 4/B		x						M		A		2	
66	B(71B, D, E)	8	390 4/B	1740							M	P	A	Blue △	2	★C6OZ 5310-F
66	B(71B, D, E)	8	390 4/B		x							P	A		2	r/b C8OZ 5310-K
66	B(71B, D, E)-H/D	8	390 4/B	1580	x						M		N	Tan △	2	C6OZ 5310-AC
66	B(71B, D, E)-H/D	8	390 4/B	1660				x			M	P	N	Orange ▲	2	★C6OZ 5310-N
66	B(71B, D, E)-H/D	8	390 4/B		x							P	N		2	r/b C6OZ 5310-AC
66	B(71B, D, E)-H/D	8	390 4/B		x						M		A		2	
66	B(71B, D, E)-H/D	8	390 4/B	1760				x			M	P	A	Green ▲	2	★C6OZ 5310-P
66	B(71B, D, E)-H/D	8	390 4/B		x							P	A		2	r/b C8OZ 5310-K
66	B(76B, C)	6	200	1490	x						M	P	N	Green △	2	C6OZ 5310-C
66	B(76B, C)	6	200						x		M		N		2	
66	B(76B, C)	6	200	1570					x			P	N	Red △	2	★C6OZ 5310-D
66	B(76B, C)	6	200		x				x		M		A		2	r/b C6OZ 5310-C
66	B(76B, C)	6	200		x							P	A		2	
66	B(76B, C)	6	200	1655					x			P	A	Yellow △	2	★C6OZ 5310-E
																r/b C6OZ 5310- AC
66	B(76B, C)	8	289	1655	x	x	x		x		M	P	N	Yellow △	2	★C6OZ 5310-E
66	B(76B)	8	289		x						M		A		2	r/b C6OZ 5310- AC
66	B(76C)	8	289	1740	x						M		A	Blue △	2	★C6OZ 5310-F
66	B(76B, C)	8	289			x	x		x		M		A		2	r/b C8OZ 5310-K
66	B(76B, C)	8	289		x	x	x		x			P	A		2	
66	B(76B, C)-H/D	8	289	1580	x						M		N	Tan △	2	C6OZ 5310-AC
66	B(76B, C)-H/D	8	289	1660	x							P	N	Orange ▲	2	★C6OZ 5310-N
66	B(76B, C)-H/D	8	289			x	x		x		M	P	N		2	r/b C6OZ 5310- AC
66	B(76B, C)-H/D	8	289		x						M		A		2	
66	B(76B, C)-H/D	8	289	1760		x	x		x		M	P	A	Green ▲	2	★C6OZ 5310-P
66	B(76B, C)-H/D	8	289		x							P	A		2	r/b C8OZ 5310-K
66	B(76B, C)	8	390 2/B	1740	x						M		N	Blue △	2	★C6OZ 5310-F
66	B(76B)	8	390 2/B			x					M		N		2	r/b C8OZ 5310-K
66	B(76C)	8	390 2/B	1835		x					M		N	Orange △	2	★C6OZ 5310-G
66	B(76B, C)	8	390 2/B					x			M		N		2	r/b C8OZ 5310-K
66	B(76B, C)	8	390 2/B		x	x		x				P	N		2	
66	B(76B, C)	8	390 2/B		x	x					M		A		2	
66	B(76B, C)	8	390 2/B	1930				x			M	P	A	Brown △	2	★C6OZ 5310-H
66	B(76B, C)	8	390 2/B		x	x						P	A		2	r/b C8OZ 5310-K
66	B(76B, C)-H/D	8	390 2/B	1760	x	x					M		N	Green ▲	2	★C6OZ 5310-P
																r/b C8OZ 5310-K
66	B(76B, C)-H/D	8	390 2/B	1865				x			M		N	Lavender ▲	2	C6OZ 5310-M
66	B(76B, C)-H/D	8	390 2/B		x	x		x				P	N		2	
66	B(76B, C)-H/D	8	390 2/B		x	x		x			M		A		2	
66	B(76B, C)-H/D	8	390 2/B		x	x						P	A		2	
66	B(76B, C)-H/D	8	390 2/B	1970				x				P	A	Gold △	2	★C6OZ 5310-L
																r/b C6OZ 5310-M
66	B(76B)	8	390 4/B	1740	x						M		N	Blue △	2	★C6OZ 5310-F
																r/b C8OZ 5310-K
66	B(76C)	8	390 4/B	1835	x						M		N	Orange △	2	★C6OZ 5310-G
66	B(76B, C)	8	390 4/B			x		x			M	P	N		2	r/b C8OZ 5310-K
66	B(76B, C)	8	390 4/B		x							P	N		2	
66	B(76B, C)	8	390 4/B		x	x					M		A		2	

● Recommended to be serviced in pairs only — △ Daub — ▲ Stripe
A - Air Conditioning — M - Manual Steering — N - Less Air Conditioning — P - Power Steering

HALPERT_AUCTIONS

5310 - continued

1966 FRONT SPRING APPLICATION CHART

YEAR	MODEL	ENGINE CYL.	ENGINE C.I.D.	LOAD (LBS.)	TRANSMISSION 3/S	4/S	O/D	C6	C4	C/M	STRG. MANUAL	STRG. POWER	A/C	MARKINGS	QTY.	● PART NUMBER
					''B'' (FAIRLANE) -- WITHOUT THERMACTOR - FROM 10/1/65 TO 2/14/66 - continued											
66	B(76B, C)	8	390 4/B	1930	x	x						P	A	Brown △	2	★C6OZ 5310-H
66	B(76B, C)	8	390 4/B					x			M	P	A		2	r/b C8OZ 5310-K
66	B(76B, C)-H/D	8	390 4/B	1760	x	x					M		N	Green ▲	2	★C6OZ 5310-P
																r/b C8OZ 5310-K
66	B(76B, C)-H/D	8	390 4/B	1865	x	x						P	N	Lavender ▲	2	C6OZ 5310-M
66	B(76B, C)-H/D	8	390 4/B					x			M	P	N		2	
66	B(76B, C)-H/D	8	390 4/B		x	x		x			M		A		2	
66	B(76B, C)-H/D	8	390 4/B		x	x						P	A		2	
66	B(76B, C)-H/D	8	390 4/B	1970				x				P	A	Gold ▲	2	★C6OZ 5310-L
																r/b C6OZ 5310-M
66	B(76D)	8	390 4/B	1850	x	x		x			M	P	N	Green ▲ Orange	2	C6OZ 5310-AE
66	B(76D)	8	390 4/B		x	x					M		A		2	
66	B(76D)	8	390 4/B		x							P	A		2	
66	B(76D)	8	390 4/B	1965		x						P	A	Green	2	★C6OZ 5310-AF
														Brown ▲		r/b C6OZ 5310-M
66	B(76D)	8	390 4/B					x			M	P	A		2	
					''B'' (FAIRLANE) -- WITHOUT THERMACTOR - FROM 2/14/66											
66	B(54A, B)	6	200	1400	x				x		M		N	Gold △	2	C6OZ 5310-J
66	B(54A, B)	6	200		x							P	N		2	
66	B(54A, B)	6	200	1490					x			P	N	Pink △	2	★C6OZ 5310-K
66	B(54A, B)	6	200		x						M	P	A		2	r/b C6OZ 5310-AC
66	B(54A, B)	6	200						x		M		A		2	
66	B(54A)	6	200						x			P	A		2	
66	B(54B)	6	200	1580					x			P	A	Tan △	2	C6OZ 5310-AC
66	B(54A, B)	8	289	1490	x						M		N	Green △	2	C6OZ 5310-C
66	B(54A, B)	8	289	1570		x	x		x		M		N	Red △	2	★C6OZ 5310-D
66	B(54A, B)	8	289		x	x	x		x			P	N		2	r/b C6OZ 5310-C
66	B(54A, B)	8	289		x						M		A		2	
66	B(54A, B)	8	289	1655		x	x		x		M		A	Yellow △	2	★C6OZ 5310-E
66	B(54A, B)	8	289		x	x	x		x			P	A		2	r/b C6OZ 5310-AC
66	B(54A, B)-H/D	8	289	1490	x						M		N	Pink △	2	★C6OZ 5310-K
																r/b C6OZ 5310-AC
66	B(54A, B)-H/D	8	289	1580		x	x		x		M		N	Tan △	2	C6OZ 5310-AC
66	B(54A, B)-H/D	8	289		x	x	x		x			P	N		2	
66	B(54A, B)-H/D	8	289		x				x		M		A		2	
66	B(54A)-H/D	8	289			x	x				M		A		2	
66	B(54B)-H/D	8	289	1660		x	x				M		A	Orange ▲	2	★C6OZ 5310-N
66	B(54A, B)-H/D	8	289		x	x	x		x			P	A		2	r/b C6OZ 5310-AC
66	B(54A, B)	8	390 2/B	1655	x	x					M		N	Yellow △	2	★C6OZ 5310-E
																r/b C6OZ 5310-AC
66	B(54A, B)	8	390 2/B	1740				x			M	P	N	Blue △	2	★C6OZ 5310-F
66	B(54A, B)	8	390 2/B		x	x						P	N		2	r/b C8OZ 5310-K
66	B(54A, B)	8	390 2/B		x	x					M		A		2	
66	B(54A, B)	8	390 2/B	1835				x			M	P	A	Orange △	2	★C6OZ 5310-G
66	B(54A, B)	8	390 2/B		x	x						P	A		2	r/b C8OZ 5310-K

● Recommended to be serviced in pairs only
△ Daub ▲ Stripe
A - Air Conditioning M - Manual Steering N - Less Air Conditioning P - Power Steering

COPYRIGHT © 1975 — FORD MOTOR COMPANY — DEARBORN, MICHIGAN

HALPERT_AUCTIONS

5310 - continued 1966 FRONT SPRING APPLICATION CHART

YEAR	MODEL	ENGINE CYL.	ENGINE C.I.D.	LOAD (LBS.)	TRANSMISSION 3/S	4/S	O/D	C6	C4	C/M	STRG. MANUAL	STRG. POWER	A/C	MARKINGS	QTY.	●PART NUMBER
					"B" (FAIRLANE) -- WITHOUT THERMACTOR - FROM 2/14/66 - continued											
66	B(54A, B)-H/D	8	390 2/B	1660	x	x					M		N	Orange △	2	★C6OZ 5310-N
																r/b C6OZ 5310-AC
66	B(54A, B)-H/D	8	390 2/B	1760				x			M	P	N	Green ▲	2	★C6OZ 5310-P
66	B(54A, B)-H/D	8	390 2/B		x	x						P	N		2	r/b C8OZ 5310-K
66	B(54A, B)-H/D	8	390 2/B		x	x					M		A		2	
66	B(54A)-H/D	8	390 2/B					x			M		A		2	
66	B(54A, B)-H/D	8	390 2/B		x							P	A		2	
66	B(54A)-H/D	8	390 2/B			x						P	A		2	
66	B(54B)-H/D	8	390 2/B	1865		x		x				P	A	Lavender △	2	C6OZ 5310-M
66	B(54B)-H/D	8	390 2/B					x			M		A		2	
66	B(54A, B)	8	390 4/B	1655	x	x					M		N	Yellow △	2	★C6OZ 5310-E
																r/b C6OZ 5310-AC
66	B(54A, B)	8	390 4/B	1740				x			M	P	N	Blue △	2	★C6OZ 5310-F
66	B(54A, B)	8	390 4/B		x	x						P	N		2	r/b C8OZ 5310-K
66	B(54A, B)	8	390 4/B		x	x					M		A		2	
66	B(54A, B)	8	390 4/B	1835	x	x						P	A	Orange △	2	★C6OZ 5310-G
66	B(54A, B)	8	390 4/B					x			M	P	A		2	r/b C8OZ 5310-K
66	B(54A, B)-H/D	8	390 4/B	1660	x	x					M		N	Orange ▲	2	★C6OZ 5310-N
																r/b C6OZ 5310-AC
66	B(54A, B)-H/D	8	390 4/B	1760				x			M	P	N	Green △	2	★C6OZ 5310-P
66	B(54A, B)-H/D	8	390 4/B		x	x							P	N	2	r/b C8OZ 5310-K
66	B(54A, B)-H/D	8	390 4/B		x	x					M		A		2	
66	B(54A)-H/D	8	390 4/B		x							P	A		2	
66	B(54B)-H/D	8	390 4/B	1865	x							P	A	Lavender ▲	2	C6OZ 5310-M
66	B(54A, B)-H/D	8	390 4/B			x						P	A		2	
66	B(54A, B)-H/D	8	390 4/B					x			M	P	A		2	
66	B(54A, B)	8	427	1735		x					M	P	N	Green Gold ▲	2	★C6OZ 5310-AD
																r/b C6OZ 5310-M
66	B(54A, B)	8	427	1850		x					M	P	A	Green Orange ▲	2	C6OZ 5310-AE
66	B(62A, B)	6	200	1400	x				x		M	P	N	Gold △	2	C6OZ 5310-J
66	B(62A, B)	6	200	1490	x				x		M	P	A	Pink △	2	★C6OZ 5310-K
																r/b C6OZ 5310-AC
66	B(62A, B)	8	289	1490	x	x	x		x		M		N	Green △	2	C6OZ 5310-C
66	B(62A, B)	8	289	1570	x	x	x		x			P	N	Red △	2	★C6OZ 5310-D
66	B(62A, B)	8	289		x	x	x		x		M		A		2	r/b C6OZ 5310-C
66	B(62A, B)	8	289	1655	x	x	x		x			P	A	Yellow △	2	★C6OZ 5310-E
																r/b C6OZ 5310-AC
66	B(62A, B)-H/D	8	289	1490	x	x	x		x		M		N	Pink △	2	★C6OZ 5310-K
																r/b C6OZ 5310-AC
66	B(62A, B)-H/D	8	289	1580	x	x	x		x			P	N	Tan △	2	C6OZ 5310-AC
66	B(62A, B)-H/D	8	289		x	x	x		x		M		A		2	
66	B(62A, B)-H/D	8	289		x							P	A		3	
66	B(62A, B)-H/D	8	289	1660		x	x		x			P	A	Orange △	2	★C6OZ 5310-N
																r/b C6OZ 5310-AC
66	B(62A, B)	8	390 2/B	1655	x	x					M		N	Yellow △	2	★C6OZ 5310-E
																r/b C6OZ 5310-AC
66	B(62A, B)	8	390 2/B	1740				x			M		N	Blue △	2	★C6OZ 5310-F
66	B(62A, B)	8	390 2/B		x	x		x				P	N		2	r/b C8OZ 5310-K
66	B(62A, B)	8	390 2/B		x	x					M		A		2	
66	B(62A, B)	8	390 2/B		x							P	A		2	
66	B(62A)	8	390 2/B			x						P	A		2	
66	B(62B)	8	390 2/B	1835		x						P	A	Orange △	2	★C6OZ 5310-G
66	B(62A, B)	8	390 2/B					x			M	P	A		2	r/b C8OZ 5310-K

● Recommended to be serviced in pairs only
△ Daub ▲ Stripe
A - Air Conditioning M - Manual Steering N - Less Air Conditioning P - Power Steering

HALPERT_AUCTIONS

5310 - continued

1966 FRONT SPRING APPLICATION CHART

YEAR	MODEL	ENGINE CYL.	ENGINE C.I.D.	LOAD (LBS.)	TRANSMISSION 3/S	4/S	O/D	C6	C4	C/M	STRG. MANUAL	STRG. POWER	A/C	MARKINGS	QTY.	● PART NUMBER
					"B" (FAIRLANE) -- WITHOUT THERMACTOR - FROM 2/14/66 - continued											
66	B(62A, B)-H/D	8	390 2/B	1660	x	x					M		N	Orange ▲	2	★C6OZ 5310-N
66	B(62A)-H/D	8	390 2/B					x			M		N		2	r/b C6OZ 5310-AC
66	B(62A, B)-H/D	8	390 2/B		x							P	N		2	
66	B(62A)-H/D	8	390 2/B			x						P	N		2	
66	B(62B)-H/D	8	390 2/B	1760		x						P	N	Green ▲	2	★C6OZ 5310-P
66	B(62A, B)-H/D	8	390 2/B					x				P	N		2	r/b C8OZ 5310-K
66	B(62A, B)-H/D	8	390 2/B		x	x		x			M		A		2	
66	B(62A, B)-H/D	8	390 2/B		x	x						P	A		2	
66	B(62B)-H/D	8	390 2/B					x			M		N		2	
66	B(62A, B)-H/D	8	390 2/B	1865				x				P	A	Lavender ▲	2	C6OZ 5310-M
66	B(62A, B)	8	390 4/B	1655	x	x					M		N	Yellow △	2	★C6OZ 5310-E
																r/b C6OZ 5310-AC
66	B(62A, B)	8	390 4/B	1740				x			M	P	N	Blue △	2	★C6OZ 5310-F
66	B(62A, B)	8	390 4/B		x	x						P	N		2	r/b C8OZ 5310-K
66	B(62A, B)	8	390 4/B		x	x					M		A		2	
66	B(62A, B)	8	390 4/B	1835				x			M	P	A	Orange △	2	★C6OZ 5310-G
66	B(62A, B)	8	390 4/B		x	x						P	A		2	r/b C8OZ 5310-K
66	B(62A, B)-H/D	8	390 4/B	1660	x	x					M		N	Orange ▲	2	★C6OZ 5310-N
66	B(62A)-H/D	8	390 4/B		x							P	N		2	r/b C6OZ 5310-AC
66	B(62A, B)-H/D	8	390 4/B	1760				x			M	P	N	Green △	2	★C6OZ 5310-P
66	B(62B)-H/D	8	390 4/B		x							P	N		2	r/b C8OZ 5310-K
66	B(62A, B)-H/D	8	390 4/B			x						P	N		2	
66	B(62A, B)-H/D	8	390 4/B		x	x		x			M		A		2	
66	B(62A, B)-H/D	8	390 4/B		x	x						P	A		2	
66	B(62A, B)-H/D	8	390 4/B	1865				x				P	A	Lavender ▲	2	C6OZ 5310-M
66	B(62A, B)	8	427	1735		x					M	P	N	Green Gold ▲	2	★C6OZ 5310-AD
																r/b C6OZ 5310-M
66	B(62A, B)	8	427	1850		x					M	P	A	Green Orange △	2	C6OZ 5310-AE
66	B(63B)	6	200	1400	x						M		N	Gold △	2	C6OZ 5310-J
66	B(63C)	6	200	1490	x						M		N	Pink △	2	★C6OZ 5310-K
66	B(63B, C)	6	200						x		M	P	N		2	r/b C6OZ 5310-AC
66	B(63B, C)	6	200		x							P	N		2	
66	B(63B)	6	200		x						M		A		2	
66	B(63C)	6	200	1580	x						M		A	Tan △	2	C6OZ 5310-AC
66	B(63B, C)	6	200		x							P	A		2	
66	B(63B, C)	6	200						x		M	P	A		2	
66	B(63B, C)	8	289	1570	x	x	x		x		M		N	Red △	2	★C6OZ 5310-D
66	B(63B)	8	289		x				x			P	N		2	r/b C6OZ 5310-C
66	B(63C)	8	289	1655	x				x			P	N	Yellow △	2	★C6OZ 5310-E
66	B(63B, C)	8	289			x	x					P	N		2	r/b C6OZ 5310-AC
66	B(63B, C)	8	289		x	x	x		x		M		A		2	
66	B(63B)	8	289		x	x	x		x			P	A		2	
66	B(63C)	8	289	1740	x	x	x		x			P	A	Blue △	2	★C6OZ 5310-F
																r/b C8OZ 5310-K
66	B(63B, C)-H/D	8	289	1580	x	x	x		x		M		N	Tan △	2	C6OZ 5310-AC
66	B(63B)-H/D	8	289		x	x	x		x			P	N		2	
66	B(63C)-H/D	8	289	1660	x	x	x		x			P	N	Orange ▲	2	★C6OZ 5310-N
66	B(63B, C)-H/D	8	289		x	x	x		x		M		A		2	r/b C6OZ 5310-AC
66	B(63B)-H/D	8	289		x	x	x		x			P	A		2	
66	B(63C)-H/D	8	289	1760	x	x	x		x			P	A	Green ▲	2	★C6OZ 5310-P
																r/b C8OZ 5310-K

● Recommended to be serviced in pairs only
△ Daub ▲ Stripe
A - Air Conditioning M - Manual Steering N - Less Air Conditioning P - Power Steering

COPYRIGHT © 1975 — FORD MOTOR COMPANY — DEARBORN, MICHIGAN

HALPERT_AUCTIONS

1966 FRONT SPRING APPLICATION CHART

YEAR	MODEL	ENGINE CYL.	ENGINE C.I.D.	LOAD (LBS.)	TRANSMISSION 3/S	4/S	O/D	C6	C4	C/M	STRG. MANUAL	STRG. POWER	A/C	MARKINGS	QTY.	●PART NUMBER
"B" (FAIRLANE) -- WITHOUT THERMACTOR - FROM 2/14/66 - continued																
66	B(63B, C)	8	390 2/B	1740	x	x					M		N	Blue △	2	★C6OZ 5310-F
66	B(63B)	8	390 2/B					x			M		N		2	r/b C8OZ 5310-K
66	B(63B)	8	390 2/B		x	x						P	N		2	
66	B(63C)	8	390 2/B	1835				x			M		N	Orange △	2	★C6OZ 5310-G
66	B(63C)	8	390 2/B		x	x						P	N		2	r/b C8OZ 5310-K
66	B(63B, C)	8	390 2/B					x				P	N		2	
66	B(63B, C)	8	390 2/B		x	x		x			M		A		2	
66	B(63B, C)	8	390 2/B		x	x						P	A		2	
66	B(63B, C)	8	390 2/B					x				P	A		2	
66	B(63C)	8	390 2/B	1930				x				P	A	Brown △	2	★C6OZ 5310-H
																r/b C8OZ 5310-K
66	B(63B, C)-H/D	8	390 2/B	1760	x	x		x			M		N	Green ▲	2	★C6OZ 5310-P
66	B(63B, C)-H/D	8	390 2/B		x	x						P	N		2	r/b C8OZ 5310-K
66	B(63B)-H/D	8	390 2/B					x				P	N		2	
66	B(63B, C)-H/D	8	390 2/B	1865	x	x		x			M	P	A	Lavender ▲	2	C6OZ 5310-M
66	B(63C)-H/D	8	390 2/B					x				P	N		2	
66	B(63B, C)	8	390 4/B	1740	x	x					M		N	Blue △	2	★C6OZ 5310-F
66	B(63B)	8	390 4/B					x			M		N		2	r/b C8OZ 5310-K
66	B(63B)	8	390 4/B		x	x						P	N		2	
66	B(63C)	8	390 4/B	1835				x			M		N	Orange △	2	★C6OZ 5310-G
66	B(63C)	8	390 4/B		x	x						P	N		2	r/b C8OZ 5310-K
66	B(63B, C)	8	390 4/B					x				P	N		2	
66	B(63B, C)	8	390 4/B		x	x					M		A		2	
66	B(63B)	8	390 4/B					x			M		A		2	
66	B(63B, C)	8	390 4/B		x	x						P	A		2	
66	B(63C)	8	390 4/B	1930				x			M		A	Brown △	2	★C6OZ 5310-H
66	B(63B, C)	8	390 4/B					x				P	A		2	r/b C8OZ 5310-K
66	B(63B, C)-H/D	8	390 4/B	1760	x	x		x			M		N	Green ▲	2	★C6OZ 5310-P
66	B(63B, C)-H/D	8	390 4/B		x	x						P	N		2	r/b C8OZ 5310-K
66	B(63B)-H/D	8	390 4/B					x				P	N		2	
66	B(63C)-H/D	8	390 4/B	1865				x				P	N	Lavender ▲	2	C6OZ 5310-M
66	B(63B, C) -H/D	8	390 4/B		x	x		x			M		A		2	
66	B(63B, C)-H/D	8	390 4/B		x	x						P	A		2	
66	B(63B)-H/D	8	390 4/B					x				P	A		2	
66	B(63C) -H/D	8	390 4/B	1970				x				P	A	Gold ▲	2	★C6OZ 5310-L
																r/b C6OZ 5310-M
66	B(63D)	8	390 4/B	1735	x	x					M		N	Green Gold ▲	2	★C6OZ 5310-AD
																r/b C6OZ 5310-M
66	B(63D)	8	390 4/B	1850	x	x		x				P	N	Green Orange ▲	2	C6OZ 5310-AE
66	B(63D)	8	390 4/B					x			M		A		2	
66	B(63D)	8	390 4/B					x			M		N		2	
66	B(63D)	8	390 4/B		x	x					M	P	A		2	
66	B(63D)	8	390 4/B	1965				x				P	A	Green Brown ▲	2	★C6OZ 5310-AF
																r/b C6OZ 5310-M
66	B(63B)	8	427	1735		x					M		N	Green Gold ▲	2	★C6OZ 5310-AD
																r/b C6OZ 5310-M
66	B(63C, D)	8	427	1850		x					M		N	Green Orange ▲	2	C6OZ 5310-AE
66	B(63B, C, D)	8	427			x						P	N		2	
66	B(63B, C, D)	8	427			x					M		A		2	
66	B(63B, D)	8	427			x						P	A		2	
66	B(63C)	8	427	1965		x						P	A	Green Brown ▲	2	★C6OZ 5310-AF
																r/b C6OZ 5310-M

● Recommended to be serviced in pairs only

△ Daub ▲ Stripe

A - Air Conditioning M - Manual Steering N - Less Air Conditioning P - Power Steering

HALPERT_AUCTIONS

5310 - continued

1966 FRONT SPRING APPLICATION CHART

YEAR	MODEL	ENGINE CYL.	ENGINE C.I.D.	LOAD (LBS.)	TRANSMISSION 3/S	4/S	O/D	C6	C4	C/M	STRG. MANUAL	STRG. POWER	A/C	MARKINGS	QTY.	●PART NUMBER
					"B" (FAIRLANE) -- WITHOUT THERMACTOR - FROM 2/14/66 - continued											
66	B(71B, D, E)	6	200	1265	x				x		M	P	N	Gray △	2	★C6OZ 5310-AB
																r/b C6DZ 5310-C
66	B(71B, D, E)	6	200	1344	x				x		M	P	A	Violet △	2	★C6OZ 5310-A
																r/b C6DZ 5310-C
66	B(71B, D, E)-H/D	6	200	1310	x				x		M		N	Red ▲	2	★C6OZ 5310-R
66	B(71B, D, E)-H/D	6	200		x							P	N		2	r/b C6OZ 5310-J
66	B(71B, D, E)-H/D	6	200	1400					x			P	N	Gold △	2	C6OZ 5310-J
66	B(71B, D, E)-H/D	6	200		x				x		M		A		2	
66	B(71B, D, E)-H/D	6	200		x							P	A		2	
66	B(71D, E)-H/D	6	200						x			P	A		2	
66	B(71B)-H/D	6	200	1490					x			P	A	Pink △	2	★C6OZ 5310-K
																r/b C6OZ 5310-AC
66	B(71B, E)	8	289	1410	x						M		N	Pink ▲	2	★C6DZ 5310-D
66	B(71B, D, E)	8	289				x		x		M		N		2	r/b C6OZ 5310-C
66	B(71B, D, E)	8	289		x		x		x			P	N		2	
66	B(71B, D, E)	8	289		x						M		A		2	
66	B(71D)	8	289	1325	x						M		N	Brown ▲	2	C6DZ 5310-C
66	B(71B, D, E)	8	289	1490			x		x		M	P	A	Green △	2	C6OZ 5310-C
66	B(71B, D, E)	8	289		x							P	A		2	
66	B(71B, D, E)-H/D	8	289	1400	x						M		N	Gold △	2	C6OZ 5310-J
66	B(71B, D, E)-H/D	8	289	1490			x		x		M		N	Pink △	2	★C6OZ 5310-K
66	B(71B, D, E)-H/D	8	289		x		x		x			P	N		2	r/b C6OZ 5310-AC
66	B(71B, D, E)-H/D	8	289		x				x		M		A		2	
66	B(71D, E)-H/D	8	289				x					P	N		2	
66	B(71B)-H/D	8	289	1580			x				M		A	Tan △	2	C6OZ 5310-AC
66	B(71B, D, E)-H/D	8	289		x		x		x			P	A		2	
66	B(71B, D, E)	8	390 2/B	1570	x						M		N	Red △	2	★C6OZ 5310-D
																r/b C6OZ 5310-C
66	B(71B, D, E)	8	390 2/B	1655				x			M	P	N	Yellow △	2	C6OZ 5310-E
66	B(71B, D, E)	8	390 2/B		x							P	N		2	r/b C6OZ 5310-AC
66	B(71B, D, E)	8	390 2/B		x						M		A		2	
66	B(71B, D, E)	8	390 2/B	1740				x			M	P	A	Blue △	2	★C6OZ 5310-F
66	B(71B, D, E)	8	390 2/B		x							P	A		2	r/b C8OZ 5310-K
66	B(71B, D, E)-H/D	8	390 2/B	1580	x						M		N	Tan △	2	C6OZ 5310-AC
66	B(71B, D, E)-H/D	8	390 2/B	1660				x			M	P	N	Orange ▲	2	★C6OZ 5310-N
66	B(71B, D, E)-H/D	8	390 2/B		x							P	N		2	r/b C6OZ 5310-AC
66	B(71B, D, E)-H/D	8	390 2/B		x						M		A		2	
66	B(71B, D, E)-H/D	8	390 2/B	1760	x							P	A	Green ▲	2	★C6OZ 5310-P
66	B(71B, D, E)-H/D	8	390 2/B					x			M	P	A		2	r/b C8OZ 5310-K
66	B(71B, D, E)	8	390 4/B	1570	x						M		N	Red △	2	★C6OZ 5310-D
																r/b C6OZ 5310-C
66	B(71B, D, E)	8	390 4/B	1655				x			M	P	N	Yellow △	2	C6OZ 5310-E
66	B(71B, D, E)	8	390 4/B		x							P	N		2	r/b C6OZ 5310-AC
66	B(71B, D, E)	8	390 4/B		x						M		A		2	
66	B(71B, D, E)	8	390 4/B	1740				x			M	P	A	Blue △	2	★C6OZ 5310-F
66	B(71B, D, E)	8	390 4/B		x							P	A			r/b C8OZ 5310-K
66	B(71B, D, E)-H/D	8	390 4/B	1580	x						M		N	Tan △	2	C6OZ 5310-AC
66	B(71B, D, E)-H/D	8	390 4/B	1660				x			M	P	N	Orange △	2	★C6OZ 5310-N
66	B(71B, D, E)-H/D	8	390 4/B		x							P	N		2	r/b C6OZ 5310-AC
66	B(71B, D, E)-H/D	8	390 4/B		x						M		A		2	
66	B(71B, D, E)-H/D	8	390 4/B	1760	x							P	A	Green ▲	2	★C6OZ 5310-P
66	B(71B, D, E)-H/D	8	390 4/B					x			M	P	A		2	r/b C8OZ 5310-K

● Recommended to be serviced in pairs only
△ Daub ▲ Stripe
A - Air Conditioning M - Manual Steering N - Less Air Conditioning P - Power Steering

COPYRIGHT © 1975 — FORD MOTOR COMPANY — DEARBORN, MICHIGAN
FINAL ISSUE

5310 - continued 1966 FRONT SPRING APPLICATION CHART

YEAR	MODEL	ENGINE CYL.	ENGINE C.I.D.	LOAD (LBS.)	TRANSMISSION 3/S	4/S	O/D	C6	C4	C/M	STRG. MANUAL	STRG. POWER	A/C	MARKINGS	QTY.	●PART NUMBER
					"B" (FAIRLANE) -- WITHOUT THERMACTOR - FROM 2/14/66 - continued											
66	B(76B, C)	6	200	1490	x						M	P	N	Green △	2	C6OZ 5310-C
66	B(76B, C)	6	200						x		M		N		2	
66	B(76B, C)	6	200	1570	x						M	P	A	Red △	2	★C6OZ 5310-D
66	B(76B, C)	6	200						x			P	N		2	r/b C6OZ 5310-C
66	B(76B, C)	6	200						x		M		A		2	
66	B(76B, C)	6	200	1655					x			P	A	Yellow △	2	★C6OZ 5310-E
																r/b C6OZ 5310-AC
66	B(76B, C)	8	289	1655	x	x	x		x		M	P	N	Yellow △	2	★C6OZ 5310-E
66	B(76B)	8	289		x						M		A		2	r/b C6OZ 5310-AC
66	B(76C)	8	289	1740	x						M		A	Blue △	2	★C6OZ 5310-F
66	B(76B, C)	8	289			x	x		x		M	P	A		2	r/b C8OZ 5310-K
66	B(76B, C)-H/D	8	289	1580	x						M		N	Tan △	2	C6OZ 5310-AC
66	B(76B, C)-H/D	8	289	1660		x	x		x		M		N	Orange ▲	2	★C6OZ 5310-N
66	B(76B, C)-H/D	8	289		x	x	x		x			P	N		2	r/b C6OZ 5310-AC
66	B(76B, C)-H/D	8	289		x						M		A		2	
66	B(76B, C)-H/D	8	289	1760	x							P	A	Green △	2	★C6OZ 5310-P
66	B(76B, C)-H/D	8	289			x	x		x		M	P	A		2	r/b C8OZ 5310-K
66	B(76B, C)	8	390 2/B	1740	x						M		N	Blue △	2	★C6OZ 5310-F
66	B(76B)	8	390 2/B			x					M		N		2	r/b C8OZ 5310-K
66	B(76C)	8	390 2/B	1835		x					M		N	Orange △	2	★C6OZ 5310-G
66	B(76B, C)	8	390 2/B					x			M		N		2	r/b C8OZ 5310-K
66	B(76B, C)	8	390 2/B		x	x		x				P	N		2	
66	B(76B, C)	8	390 2/B		x	x					M		A		2	
66	B(76B, C)	8	390 2/B	1930	x	x						P	A	Brown △	2	★C6OZ 5310-H
66	B(76B, C)	8	390 2/B					x			M	P	A		2	r/b C8OZ 5310-K
66	B(76B, C)-H/D	8	390 2/B	1760	x	x					M		N	Green △	2	★C6OZ 5310-P
																r/b C8OZ 5310-K
66	B(76B, C)-H/D	8	390 2/B	1865				x			M		N	Lavender ▲	2	C6OZ 5310-M
66	B(76B, C)-H/D	8	390 2/B		x	x		x				P	N		2	
66	B(76B, C)-H/D	8	390 2/B		x	x		x			M		A		2	
66	B(76B, C)-H/D	8	390 2/B		x	x						P	A		2	
66	B(76B, C)-H/D	8	390 2/B	1970				x				P	A	Gold ▲	2	★C6OZ 5310-L
																r/b C6OZ 5310-M
66	B(76B)	8	390 4/B	1740	x						M		N	Blue △	2	★C6OZ 5310-F
																r/b C8OZ 5310-K
66	B(76C)	8	390 4/B	1835	x						M		N	Orange △	2	★C6OZ 5310-G
66	B(76B, C)	8	390 4/B			x		x			M		N		2	r/b C8OZ 5310-K
66	B(76B, C)	8	390 4/B		x	x		x				P	N		2	
66	B(76B, C)	8	390 4/B		x	x					M		A		2	
66	B(76B, C)	8	390 4/B	1930				x			M	P	A	Brown △	2	★C6OZ 5310-H
66	B(76B, C)	8	390 4/B		x	x						P	A		2	r/b C8OZ 5310-K
66	B(76B, C)-H/D	8	390 4/B	1760	x	x					M		N	Green △	2	★C6OZ 5310-P
																r/b C8OZ 5310-K
66	B(76B, C)-H/D	8	390 4/B	1865				x			M	P	N	Lavender ▲	2	C6OZ 5310-M
66	B(76B, C)-H/D	8	390 4/B		x	x						P	N		2	
66	B(76B, C)-H/D	8	390 4/B		x	x		x			M		A		2	
66	B(76B, C)-H/D	8	390 4/B		x	x						P	A		2	
66	B(76B, C)-H/D	8	390 4/B	1970				x				P	A	Gold ▲	2	★C6OZ 5310-L
																r/b C6OZ 5310-M
66	B(76D)	8	390 4/B	1850	x	x		x			M	P	N	Green Orange ▲	2	C6OZ 5310-AE
66	B(76D)	8	390 4/B		x	x					M		A		2	
66	B(76D)	8	390 4/B		x							P	A		2	
66	B(76D)	8	390 4/B	1965		x						P	A	Green Brown ▲	2	★C6OZ 5310-AF
66	B(76D)	8	390 4/B					x			M	P	A		2	r/b C6OZ 5310-M

● Recommended to be serviced in pairs only △ Daub ▲ Stripe

A - Air Conditioning M - Manual Steering N - Less Air Conditioning P - Power Steering

HALPERT_AUCTIONS

5310 - continued

1966 FRONT SPRING APPLICATION CHART

YEAR	MODEL	ENGINE CYL.	ENGINE C.I.D.	LOAD (LBS.)	TRANSMISSION 3/S	4/S	O/D	C6	C4	C/M	STRG. MANUAL	STRG. POWER	A/C	MARKINGS	QTY.	● PART NUMBER
					"B" (FAIRLANE) -- WITHOUT THERMACTOR - FROM 2/14/66 - continued											
66	B(76B, C, D)	8	427	1850		x					M	P	N	Green Orange △	2	C6OZ 5310-AE
66	B(76B, D)	8	427			x					M		A		2	
66	B(76C)	8	427	1965		x					M		A	Green Brown △	2	★C6OZ 5310-AF
66	B(76B, C, D)	8	427			x						P	A		2	r/b C6OZ 5310-M
					"B" (FAIRLANE) -- WITH THERMACTOR - BEFORE 10/1/65											
66	B(54A, B)	6	200	1400	x				x		M		N	Gold △	2	C6OZ 5310-J
66	B(54A, B)	6	200		x							P	N		2	
66	B(54A, B)	6	200	1490					x			P	N	Pink △	2	★C6OZ 5310-K
66	B(54A, B)	6	200		x				x		M	P	A		2	r/b C6OZ 5310-AC
66	B(54A, B)	8	289	1490	x						M		N	Green △	2	C6OZ 5310-C
66	B(54A, B)	8	289	1570		x	x		x		M		N	Red △	2	★C6OZ 5310-D r/b C6OZ 5310-C
66	B(54A, B)	8	289		x	x	x		x			P	N		2	
66	B(54A, B)	8	289		x						M		A		2	
66	B(54A, B)	8	289	1655		x	x		x		M		A	Yellow △	2	C6OZ 5310-E
66	B(54A, B)	8	289		x	x	x		x			P	A		2	r/b C6OZ 5310-AC
66	B(54A, B)-H/D	8	289	1490	x						M		N	Pink △	2	★C6OZ 5310-K r/b C6OZ 5310-AC
66	B(54A, B)-H/D	8	289	1580		x	x		x		M		N	Tan △	2	C6OZ 5310-AC
66	B(54A, B)-H/D	8	289		x	x	x		x			P	N		2	
66	B(54A, B)-H/D	8	289		x						M		A		2	
66	B(54A, B)-H/D	8	289	1660		x	x		x		M		A	Orange ▲	2	★C6OZ 5310-N
66	B(54A, B)-H/D	8	289		x	x	x		x			P	A		2	r/b C6OZ 5310-AC
66	B(54A, B)	8	390 2/B	1655	x	x					M		N	Yellow △	2	★C6OZ 5310-E r/b C6OZ 5310-AC
66	B(54A, B)	8	390 2/B	1740				x			M		N	Blue △	2	★C6OZ 5310-F
66	B(54A, B)	8	390 2/B		x	x		x				P	N		2	r/b C8OZ 5310-K
66	B(54A, B)	8	390 2/B		x	x					M		A		2	
66	B(54A, B)	8	390 2/B	1835				x			M		A	Orange △	2	★C6OZ 5310-G
66	B(54A, B)	8	390 2/B		x	x		x				P	A		2	r/b C8OZ 5310-K
66	B(54A, B)-H/D	8	390 2/B	1660	x	x					M		N	Orange ▲	2	★C6OZ 5310-N r/b C6OZ 5310-AC
66	B(54A, B)-H/D	8	390 2/B	1760				x			M		N	Green ▲	2	★C6OZ 5310-P
66	B(54A, B)-H/D	8	390 2/B		x	x		x				P	N		2	r/b C8OZ 5310-K
66	B(54A, B)-H/D	8	390 2/B		x	x					M	P	A		2	
66	B(54A, B)-H/D	8	390	1865				x			M	P	A	Lavender ▲	2	C6OZ 5310-M
66	B(54A, B)	8	390 4/B	1655	x						M		N	Yellow △	2	C6OZ 5310-E
66	B(54A)	8	390 4/B			x					M		N		2	r/b C6OZ 5310-AC
66	B(54B)	8	390 4/B	1740		x					M		N	Blue △	2	★C6OZ 5310-F
66	B(54A, B)	8	390 4/B					x			M		N		2	r/b C8OZ 5310-K
66	B(54A, B)	8	390 4/B		x	x		x				P	N		2	
66	B(54A, B)	8	390 4/B		x	x					M		A		2	
66	B(54A, B)	8	390 4/B	1835				x			M		A	Orange △	2	★C6OZ 5310-G
66	B(54A, B)	8	390 4/B		x	x		x				P	A		2	r/b C8OZ 5310-K
66	B(54A, B)-H/D	8	390 4/B	1660	x	x					M		N	Orange ▲	2	★C6OZ 5310-N r/b C6OZ 5310-AC
66	B(54A, B)-H/D	8	390 4/B	1760				x			M		N	Green ▲	2	★C6OZ 5310-P
66	B(54A, B)-H/D	8	390 4/B		x	x		x				P	N		2	r/b C8OZ 5310-K
66	B(54A, B)-H/D	8	390 4/B		x	x					M		A		2	
66	B(54A)-H/D	8	390 4/B		x	x						P	A		2	
66	B(54B)-H/D	8	390 4/B		x							P	A		2	
66	B(54A, B)-H/D	8	390 4/B	1865				x			M	P	A	Lavender △	2	C6OZ 5310-M
66	B(54B)-H/D	8	390 4/B			x						P	A			

● Recommended to be serviced in pairs only
△ Daub ▲ Stripe
A - Air Conditioning M - Manual Steering N - Less Air Conditioning P - Power Steering

COPYRIGHT © 1975 — FORD MOTOR COMPANY — DEARBORN, MICHIGAN

HALPERT_AUCTIONS

5310 - continued

1966 FRONT SPRING APPLICATION CHART

YEAR	MODEL	ENGINE CYL.	ENGINE C.I.D.	LOAD (LBS.)	TRANSMISSION 3/S	4/S	O/D	C6	C4	C/M	STRG. MANUAL	STRG. POWER	A/C	MARKINGS	QTY.	• PART NUMBER
					"B" (FAIRLANE) -- WITH THERMACTOR - BEFORE 10/1/65 - continued											
66	B(62A, B)	6	200	1400	x				x		M	P	N	Gold △	2	C6OZ 5310-J
66	B(62A, B)	6	200	1490	x				x		M	P	A	Pink △	2	★C6OZ 5310-K r/b C6OZ 5310-AC
66	B(62A)	8	289	1490	x	x	x		x		M		N	Green △	2	C6OZ 5310-C
66	B(62B)	8	289		x				x		M		N		2	
66	B(62B)	8	289	1570		x	x				M		N	Red △	2	★C6OZ 5310-D
66	B(62A, B)	8	289		x	x	x		x			P	N		2	r/b C6OZ 5310-C
66	B(62A)	8	289		x	x	x		x		M		A		2	
66	B(62B)	8	289		x				x		M		A		2	
66	B(62B)	8	289	1655		x	x				M		A	Yellow △	2	★C6OZ 5310-E
66	B(62A, B)	8	289		x	x	x		x			P	A		2	r/b C6OZ 5310-AC
66	B(62A)-H/D	8	289	1490	x	x	x		x		M		N	Pink △	2	★C6OZ 5310-K
66	B(62B)-H/D	8	289		x				x		M		N		2	r/b C6OZ 5310-AC
66	B(62B)-H/D	8	289	1580		x	x				M		N	Tan △	2	C6OZ 5310-AC
66	B(62A, B)-H/D	8	289		x	x	x		x			P	N		2	
66	B(62A, B)-H/D	8	289		x	x	x		x		M		A		2	
66	B(62A, B)-H/D	8	289		x							P	A		2	
66	B(62A, B)-H/D	8	289	1660		x	x		x			P	A	Orange ▲	2	★C6OZ 5310-N r/b C6OZ 5310-AC
66	B(62A, B)	8	390 2/B	1655	x	x					M		N	Yellow △	2	★C6OZ 5310-E
66	B(62A)	8	390 2/B		x							P	N		2	r/b C6OZ 5310-AC
66	B(62A, B)	8	390 2/B	1740				x			M		N	Blue △	2	★C6OZ 5310-F
66	B(62B)	8	390 2/B		x							P	N		2	r/b C8OZ 5310-K
66	B(62A, B)	8	390 2/B			x		x				P	N		2	
66	B(62A, B)	8	390 2/B		x	x					M		A		2	
66	B(62A)	8	390 2/B		x	x						P	A		2	
66	B(62B)	8	390 2/B		x							P	A		2	
66	B(62A, B)	8	390 2/B	1835				x			M	P	A	Orange △	2	★C6OZ 5310-G
66	B(62B)	8	390 2/B			x						P	A			r/b C8OZ 5310-K
66	B(62A, B)-H/D	8	390 2/B	1660	x	x					M		N	Orange ▲	2	★C6OZ 5310-N
66	B(62A)-H/D	8	390 2/B		x	x						P	N		2	r/b C6OZ 5310-AC
66	B(62B)-H/D	8	390 2/B		x							P	N		2	
66	B(62A, B)-H/D	8	390 2/B	1760				x			M	P	N	Green ▲	2	★C6OZ 5310-P
66	B(62B)-H/D	8	390 2/B			x						P	N		2	r/b C8OZ 5310-K
66	B(62A, B)-H/D	8	390 2/B		x	x		x			M		A		2	
66	B(62A, B)-H/D	8	390 2/B		x	x						P	A		2	
66	B(62A, B)-H/D	8	390 2/B	1865				x				P	A	Lavender ▲	2	C6OZ 5310-M
66	B(62A, B)	8	390 4/B	1655	x	x					M		N	Yellow △	2	★C6OZ 5310-E r/b C6OZ 5310-AC
66	B(62A, B)	8	390 4/B	1740				x			M		N	Blue △	2	★C6OZ 5310-F
66	B(62A, B)	8	390 4/B		x	x		x				P	N		2	r/b C8OZ 5310-K
66	B(62A, B)	8	390 4/B		x	x					M		A		2	
66	B(62A)	8	390 4/B		x							P	A		2	
66	B(62B)	8	390 4/B	1835	x							P	A	Orange △	2	★C6OZ 5310-G
66	B(62A, B)	8	390 4/B					x			M	P	A		2	r/b C8OZ 5310-K
66	B(62A, B)	8	390 4/B			x						P	A		2	
66	B(62A, B)-H/D	8	390 4/B	1660	x	x					M		N	Orange ▲	2	★C6OZ 5310-N
66	B(62A)-H/D	8	390 4/B		x							P	N		2	r/b C6OZ 5310-AC
66	B(62B)-H/D	8	390 4/B	1760	x							P	N	Green ▲	2	★C6OZ 5310-P
66	B(62A, B)-H/D	8	390 4/B					x			M		N		2	r/b C8OZ 5310-K
66	B(62A, B)-H/D	8	390 4/B			x		x				P	N		2	
66	B(62A, B)-H/D	8	390 4/B		x	x		x			M		A		2	
66	B(62A, B)-H/D	8	390 4/B		x	x						P	A		2	
66	B(62A, B)-H/D	8	390 4/B	1865				x				P	A	Lavender ▲	2	C6OZ 5310-M

• Recommended to be serviced in pairs only △ Daub ▲ Stripe

A - Air Conditioning M - Manual Steering N - Less Air Conditioning P - Power Steering

HALPERT_AUCTIONS

5310 - continued

1966 FRONT SPRING APPLICATION CHART

YEAR	MODEL	ENGINE CYL.	ENGINE C.I.D.	LOAD (LBS.)	TRANSMISSION 3/S	4/S	O/D	C6	C4	C/M	STRG. MANUAL	STRG. POWER	A/C	MARKINGS	QTY.	●PART NUMBER
					"B" (FAIRLANE) -- WITH THERMACTOR - BEFORE 10/1/65 - continued											
66	B(63B, C)	6	200	1490	x				x		M	P	N	Pink △	2	★C6OZ 5310-K
66	B(63B)	6	200		x						M		A		2	r/b C6OZ 5310-AC
66	B(63C)	6	200	1580	x						M		A	Tan △	2	C6OZ 5310-AC
66	B(63B, C)	6	200						x		M		A		2	
66	B(63B, C)	6	200		x				x			P	A		2	
66	B(63B, C)	8	289	1570	x	x	x		x		M		N	Red △	2	★C6OZ 5310-D
66	B(63B, C)	8	289		x							P	N		2	r/b C6OZ 5310-C
66	B(63B)	8	289						x			P	N		2	
66	B(63B, C)	8	289	1655		x	x					P	N	Yellow △	2	★C6OZ 5310-E
66	B(63C)	8	289						x			P	N		2	r/b C6OZ 5310-AC
66	B(63B, C)	8	289		x	x	x		x		M		A		2	
66	B(63B)	8	289		x	x	x		x			P	A		2	
66	B(63C)	8	289		x							P	A		2	
66	B(63C)	8	289	1740		x	x		x			P	A	Blue △	2	★C6OZ 5310-F
																r/b C8OZ 5310-K
66	B(63B, C)-H/D	8	289	1580	x	x	x		x		M		N	Tan △	2	C6OZ 5310-AC
66	B(63B)-H/D	8	289		x	x	x		x			P	N		2	
66	B(63C)-H/D	8	289		x							P	N		2	
66	B(63C)-H/D	8	289	1660		x	x		x			P	N	Orange ▲	2	★C6OZ 5310-N
66	B(63B, C)-H/D	8	289		x	x	x		x		M		A		2	r/b C6OZ 5310-AC
66	B(63B)-H/D	8	289		x	x	x		x			P	A		2	
66	B(63C)-H/D	8	289		x							P	A		2	
66	B(63C)-H/D	8	289	1760		x	x		x			P	A	Green ▲	2	★C6OZ 5310-P
																r/b C8OZ 5310-K
66	B(63B)	8	390 2/B	1740	x	x		x			M		N	Blue △	2	★C6OZ 5310-F
66	B(63C)	8	390 2/B		x	x					M		N		2	r/b C8OZ 5310-K
66	B(63B, C)	8	390 2/B		x	x						P	N		2	
66	B(63C)	8	390 2/B	1835				x			M		N	Orange △	2	★C6OZ 5310-G
66	B(63B, C)	8	390 2/B					x				P	N		2	r/b C8OZ 5310-K
66	B(63B, C)	8	390 2/B		x	x		x			M		A		2	
66	B(63B)	8	390 2/B		x	x		x				P	A		2	
66	B(63C)	8	390 2/B		x	x						P	A		2	
66	B(63C)	8	390 2/B	1930				x				P	A	Brown △	2	★C6OZ 5310-H
																r/b C8OZ 5310-K
66	B(63B, C)-H/D	8	390 2/B	1760	x	x		x			M		N	Green ▲	2	★C6OZ 5310-P
66	B(63B)-H/D	8	390 2/B		x	x		x				P	N		2	r/b C8OZ 5310-K
66	B(63C)-H/D	8	390 2/B		x	x						P	N		2	
66	B(63C)-H/D	8	390 2/B	1865				x				P	N	Lavender ▲	2	C6OZ 5310-M
66	B(63B, C)-H/D	8	390 2/B		x	x		x			M	P	A		2	
66	B(63B)	8	390 4/B	1740	x	x		x			M		N	Blue △	2	★C6OZ 5310-F
66	B(63C)	8	390 4/B		x	x					M		N		2	r/b C8OZ 5310-K
66	B(63B, C)	8	390 4/B		x	x						P	N		2	
66	B(63C)	8	390 4/B	1835				x			M		N	Orange △	2	★C6OZ 5310-G
66	B(63B, C)	8	390 4/B					x				P	N		2	r/b C8OZ 5310-K
66	B(63B, C)	8	390 4/B		x	x		x			M		A		2	
66	B(63B, C)	8	390 4/B		x	x						P	A		2	
66	B(63B, C)	8	390 4/B	1930				x				P	A	Brown △	2	★C6OZ 5310-H
																r/b C8OZ 5310-K
66	B(63B, C)-H/D	8	390 4/B	1760	x	x		x			M		N	Green ▲	2	★C6OZ 5310-P
66	B(63B, C)-H/D	8	390 4/B		x	x						P	N		2	r/b C8OZ 5310-K
66	B(63B, C)-H/D	8	390 4/B	1865				x				P	N	Lavender ▲	2	C6OZ 5310-M
66	B(63B, C)	8	390 4/B		x	x		x			M	P	A		2	

● Recommended to be serviced in pairs only △ Daub ▲ Stripe

A - Air Conditioning M - Manual Steering N - Less Air Conditioning P - Power Steering

COPYRIGHT © 1975 — FORD MOTOR COMPANY — DEARBORN, MICHIGAN
FINAL ISSUE

HALPERT_AUCTIONS

5310 - continued 1966 FRONT SPRING APPLICATION CHART

YEAR	MODEL	ENGINE CYL.	ENGINE C.I.D.	LOAD (LBS.)	TRANSMISSION 3/S	4/S	O/D	C6	C4	C/M	STRG. MANUAL	STRG. POWER	A/C	MARKINGS	QTY.	•PART NUMBER
					"B" (FAIRLANE) -- WITH THERMACTOR - BEFORE 10/1/65 - continued											
66	B(63D)	8	390 4/B	1735	x	x					M	P	N	Green ▲	2	★C6OZ 5310-AD
														Gold		r/b C6OZ 5310-M
66	B(63D)	8	390 4/B	1850				x			M	P	N	Green ▲	2	C6OZ 5310-AE
66	B(63D)	8	390 4/B		x	x		x			M	P	A	Orange	2	
66	B(71B, D, E)	6	200	1265	x						M		N	Gray △	2	★C6OZ 5310-AB
																r/b C6DZ 5310-C
66	B(71B, D, E)	6	200	1344					x		M	P	N	Violet △	2	★C6OZ 5310-A
66	B(71B, D, E)	6	200		x							P	N		2	r/b C6DZ 5310-C
66	B(71B, D, E)	6	200		x						M		A		2	
66	B(71B, D, E)	6	200		x							P	A		2	
66	B(71B, D, E)	6	200	1415					x		M	P	A	Lavender △	2	★C6OZ 5310-B
																r/b C6OZ 5310-C
66	B(71B, D, E)-H/D	6	200	1310	x				x		M	P	N	Red ▲	2	★C6OZ 5310-R
																r/b C6OZ 5310-J
66	B(71B, D, E)-H/D	6	200	1400	x				x		M	P	A	Gold △	2	C6OZ 5310-J
66	B(71B, D, E)	8	289	1415	x		x		x		M		N	Lavender △	2	★C6OZ 5310-B
66	B(71D)	8	289						x			P	N		2	r/b C6OZ 5310-C
66	B(71B, E)	8	289	1490					x			P	N	Green △	2	C6OZ 5310-C
66	B(71B, D, E)	8	289				x					P	N		2	
66	B(71B, D, E)	8	289		x		x		x		M		A		2	
66	B(71B, D, E)	8	289		x							P	A		2	
66	B(71B, D, E)	8	289	1570			x		x			P	A	Red △	2	★C6OZ 5310-D
																r/b C6OZ 5310-C
66	B(71B, D, E)-H/D	8	289	1400	x				x		M		N	Gold △	2	C6OZ 5310-J
66	B(71B, D)-H/D	8	289				x				M		N		2	
66	B(71D)-H/D	8	289		x							P	N		2	
66	B(71E)-H/D	8	289	1490			x				M		N	Pink △	2	★C6OZ 5310-K
66	B(71B, E)-H/D	8	289		x							P	N		2	r/b C6OZ 5310-AC
66	B(71B, D, E)-H/D	8	289				x		x			P	N		2	
66	B(71B, D, E)-H/D	8	289		x		x		x		M		A		2	
66	B(71B, D, E)-H/D	8	289		x							P	A		2	
66	B(71B, D, E)-H/D	8	289	1580			x		x			P	A	Tan △	2	C6OZ 5310-AC
66	B(71B, D, E)	8	390 2/B	1570	x						M		N	Red △	2	★C6OZ 5310-D
66	B(71D)	8	390 2/B		x							P	N		2	r/b C6OZ 5310-C
66	B(71B, D, E)	8	390 2/B	1655				x			M	P	N	Yellow △	2	★C6OZ 5310-E
66	B(71B, E)	8	390 2/B		x							P	N		2	r/b C6OZ 5310-AC
66	B(71B, D, E)	8	390 2/B		x						M	P	A		2	
66	B(71B, D, E)	8	390 2/B	1740				x			M	P	A	Blue △	2	★C6OZ 5310-F
																r/b C8OZ 5310-K
66	B(71B, D, E)-H/D	8	390 2/B	1580	x						M	P	N	Tan △	2	C6OZ 5310-AC
66	B(71D)-H/D	8	390 2/B					x			M		N		2	
66	B(71B, E)-H/D	8	390 2/B	1660				x			M		N	Orange ▲	2	★C6OZ 5310-N
66	B(71B, D, E)-H/D	8	390 2/B					x				P	N		2	r/b C6OZ 5310-AC
66	B(71B, D, E)-H/D	8	390 2/B		x						M	P	A		2	
66	B(71D)-H/D	8	390 2/B					x			M		A		2	
66	B(71B, E)-H/D	8	390 2/B	1760				x			M		A	Green ▲	2	★C6OZ 5310-P
66	B(71B, D, E)-H/D	8	390 2/B					x				P	A		2	r/b C8OZ 5310-K

• Recommended to be serviced in pairs only

Δ Daub ▲ Stripe

A - Air Conditioning M - Manual Steering N - Less Air Conditioning P - Power Steering

HALPERT_AUCTIONS

5310 - continued

1966 FRONT SPRING APPLICATION CHART

YEAR	MODEL	ENGINE CYL.	ENGINE C.I.D.	LOAD (LBS.)	TRANSMISSION 3/S	4/S	O/D	C6	C4	C/M	STRG. MANUAL	STRG. POWER	A/C	MARKINGS	QTY.	●PART NUMBER
	"B" (FAIRLANE) -- WITH THERMACTOR - BEFORE 10/1/65 - continued															
66	B(71B, D, E)	8	390 4/B	1570	x						M		N	Red △	2	★C6OZ 5310-D
																r/b C6OZ 5310-C
66	B(71B, D, E)	8	390 4/B	1655				x			M	P	N	Yellow △	2	★C6OZ 5310-E
66	B(71B, D, E)	8	390 4/B		x							P	N		2	r/b C6OZ 5310-AC
66	B(71B, D, E)	8	390 4/B		x						M		A		2	
66	B(71D)	8	390 4/B		x							P	A		2	
66	B(71B, E)	8	390 4/B	1740	x							P	A	Blue △	2	★C6OZ 5310-F
66	B(71B, D, E)	8	390 4/B					x			M	P	A		2	r/b C8OZ 5310-K
66	B(71B, D, E)-H/D	8	390 4/B	1580	x						M	P	N	Tan △	2	C6OZ 5310-AC
66	B(71B, D, E)-H/D	8	390 4/B	1660				x			M	P	N	Orange ▲	2	★C6OZ 5310-N
66	B(71B, D, E)-H/D	8	390 4/B		x						M	P	A		2	r/b C6OZ 5310-AC
66	B(71B, D, E)-H/D	8	390 4/B	1760				x			M	P	A	Green ▲	2	★C6OZ 5310-P
																r/b C8OZ 5310-K
66	B(76B, C)	6	200	1490	x				x		M		N	Green △	2	C6OZ 5310-C
66	B(76B, C)	6	200		x							P	N		2	
66	B(76B, C)	6	200	1570					x			P	N	Red △	2	★C6OZ 5310-D
66	B(76B, C)	6	200		x						M	P	A		2	r/b C6OZ 5310-C
66	B(76B, C)	6	200						x		M		A		2	
66	B(76B, C)	6	200	1655					x			P	A	Yellow △	2	★C6OZ 5310-E
																r/b C6OZ 5310-AC
66	B(76B, C)	8	289	1655	x	x	x		x		M	P	N	Yellow △	2	★C6OZ 5310-E
66	B(76B)	8	289		x						M		A		2	r/b C6OZ 5310-AC
66	B(76C)	8	289	1740	x						M		A	Blue △	2	★C6OZ 5310-F
66	B(76B, C)	8	289			x	x		x		M	P	A		2	r/b C8OZ 5310-K
66	B(76B, C)	8	289		x							P	A		2	
66	B(76B)-H/D	8	289	1580	x						M		N	Tan △	2	C6OZ 5310-AC
66	B(76C)-H/D	8	289	1660	x						M		N	Orange ▲	2	★C6OZ 5310-N
66	B(76B, C)-H/D	8	289			x	x		x		M	P	N		2	r/b C6OZ 5310-AC
66	B(76B, C)-H/D	8	289		x							P	N		2	
66	B(76B)-H/D	8	289		x						M		A		2	
66	B(76C)-H/D	8	289	1760	x						M		A	Green ▲	2	★C6OZ 5310-P
66	B(76B, C)-H/D	8	289			x	x		x		M	P	A		2	r/b C8OZ 5310-K
66	B(76B, C)-H/D	8	289		x							P	A		2	
66	B(76B)	8	390 2/B	1740	x	x					M		N	Blue △	2	★C6OZ 5310-F
																r/b C8OZ 5310-K
66	B(76B)	8	390 2/B	1835				x			M		N	Orange △	2	★C6OZ 5310-G
66	B(76C)	8	390 2/B		x	x		x			M		N		2	r/b C8OZ 5310-K
66	B(76B, C)	8	390 2/B		x	x		x				P	N		2	
66	B(76B, C)	8	390 2/B		x	x					M		A		2	
66	B(76B, C)	8	390 2/B	1930				x			M	P	A	Brown △	2	★C6OZ 5310-H
66	B(76B, C)	8	390 2/B		x	x						P	A		2	r/b C8OZ 5310-K
66	B(76B, C)-H/D	8	390 2/B	1760	x	x					M		N	Green ▲	2	★C6OZ 5310-P
66	B(76B)-H/D	8	390 2/B		x							P	N		2	r/b C8OZ 5310-K
66	B(76C)-H/D	8	390 2/B	1865	x							P	N	Lavender ▲	2	C6OZ 5310-M
66	B(76B, C)-H/D	8	390 2/B					x			M	P	N		2	
66	B(76B, C)-H/D	8	390 2/B			x						P	N		2	
66	B(76B, C)-H/D	8	390 2/B		x	x					M	P	A		2	
66	B(76B)-H/D	8	390 2/B					x			M		A		2	
66	B(76C)-H/D	8	390 2/B	1970				x			M		A	Gold ▲	2	★C6OZ 5310-L
66	B(76B, C)-H/D	8	390 2/B					x				P	A		2	r/b C6OZ 5310-M

● Recommended to be serviced in pairs only
△ Daub ▲ Stripe
A - Air Conditioning M - Manual Steering N - Less Air Conditioning P - Power Steering

COPYRIGHT © 1975 — FORD MOTOR COMPANY — DEARBORN, MICHIGAN
FINAL ISSUE

HALPERT_AUCTIONS

5310 - continued

1966 FRONT SPRING APPLICATION CHART

YEAR	MODEL	ENGINE CYL.	ENGINE C.I.D.	LOAD (LBS.)	TRANSMISSION 3/S	4/S	O/D	C6	C4	C/M	STRG. MANUAL	STRG. POWER	A/C	MARKINGS	QTY.	•PART NUMBER
					"B" (FAIRLANE) -- WITH THERMACTOR - BEFORE 10/1/65 - continued											
66	B(76B)	8	390 4/B	1740	x						M		N	Blue △	2	★C6OZ 5310-F
																r/b C8OZ 5310-K
66	B(76C)	8	390 4/B	1835	x						M		N	Orange △	2	★C6OZ 5310-G
66	B(76B, C)	8	390 4/B			x		x			M		N		2	r/b C8OZ 5310-K
66	B(76B, C)	8	390 4/B		x	x		x				P	N		2	
66	B(76B)	8	390 4/B		x	x					M		A		2	
66	B(76C)	8	390 4/B	1930	x	x					M		A	Brown △	2	★C6OZ 5310-H
66	B(76B, C)	8	390 4/B					x			M	P	A		2	r/b C8OZ 5310-K
66	B(76B, C)	8	390 4/B		x	x						P	A		2	
66	B(76B, C)-H/D	8	390 4/B	1760	x	x					M		N	Green ▲	2	★C6OZ 5310-P
																r/b C8OZ 5310-K
66	B(76B, C)-H/D	8	390 4/B	1865				x			M	P	N	Lavender ▲	2	C6OZ 5310-M
66	B(76B, C)-H/D	8	390 4/B		x	x						P	N		2	
66	B(76B, C)-H/D	8	390 4/B		x	x					M	P	A		2	
66	B(76B)-H/D	8	390 4/B					x			M		A		2	
66	B(76C)-H/D	8	390 4/B	1970				x			M		A	Gold ▲	2	★C6OZ 5310-L
66	B(76B, C)-H/D	8	390 4/B					x				P	A		2	r/b C6OZ 5310-M
66	B(76D)	8	390 4/B	1735	x	x					M		N	Green ▲	2	★C6OZ 5310-AD
														Gold	2	r/b C6OZ 5310-M
66	B(76D)	8	390 4/B	1850				x			M	P	N	Green ▲	2	C6OZ 5310-AE
66	B(76D)	8	390 4/B		x	x						P	N	Orange	2	
66	B(76D)	8	390 4/B		x	x					M	P	A		2	
66	B(76D)	8	390 4/B	1965				x			M	P	A	Green ▲	2	★C6OZ 5310-AF
														Brown	2	r/b C6OZ 5310-M
					"B" (FAIRLANE) -- WITH THERMACTOR - FROM 10/1/65 TO 2/14/66											
66	B(54A, B)	6	200	1400	x				x		M		N	Gold △	2	C6OZ 5310-J
66	B(54A, B)	6	200	1490	x				x			P	N	Pink △	2	★C6OZ 5310-K
66	B(54A, B)	6	200		x				x		M		A		2	r/b C6OZ 5310-AC
66	B(54A, B)	6	200		x							P	A		2	
66	B(54A, B)	6	200	1580					x			P	A	Tan △	2	C6OZ 5310-AC
66	B(54A, B)	8	289	1570	x	x	x		x		M	P	N	Red △	2	★C6OZ 5310-D
																r/b C6OZ 5310-C
66	B(54A, B)	8	289	1655	x	x	x		x		M	P	A	Yellow △	2	★C6OZ 5310-E
																r/b C6OZ 5310-AC
66	B(54A, B)-H/D	8	289	1580	x	x	x		x		M	P	N	Tan △	2	C6OZ 5310-AC
66	B(54A)-H/D	8	289		x						M		A		2	
66	B(54B)-H/D	8	289	1660	x						M		A	Orange ▲	2	★C6OZ 5310-N
66	B(54A, B)-H/D	8	289		x							P	A		2	r/b C6OZ 5310-AC
66	B(54A, B)-H/D	8	289			x	x		x		M	P	A		2	
66	B(54A, B)	8	390 2/B	1740	x	x		x			M	P	N	Blue △	2	★C6OZ 5310-F
																r/b C8OZ 5310-K
66	B(54A, B)	8	390 2/B	1835	x	x		x			M	P	A	Orange △	2	★C6OZ 5310-G
																r/b C8OZ 5310-K
66	B(54A)-H/D	8	390 2/B	1660	x						M		N	Orange ▲	2	★C6OZ 5310-N
																r/b C6OZ 5310-AC
66	B(54B)-H/D	8	390 2/B	1760	x						M		N	Green ▲	2	★C6OZ 5310-P
66	B(54A, B)-H/D	8	390 2/B		x							P	N		2	r/b C8OZ 5310-K
66	B(54A, B)-H/D	8	390 2/B			x		x			M	P	N		2	
66	B(54A, B)-H/D	8	390 2/B		x	x					M		A		2	
66	B(54A, B)-H/D	8	390 2/B	1865	x	x						P	A	Lavender ▲	2	C6OZ 5310-M
66	B(54A, B)-H/D	8	390 2/B					x			M	P	A		2	

• Recommended to be serviced in pairs only
△ Daub
▲ Stripe
A - Air Conditioning
M - Manual Steering
N - Less Air Conditioning
P - Power Steering

HALPERT_AUCTIONS

5310 - continued

1966 FRONT SPRING APPLICATION CHART

YEAR	MODEL	ENGINE CYL.	ENGINE C.I.D.	LOAD (LBS.)	TRANSMISSION 3/S	4/S	O/D	C6	C4	C/M	STRG. MANUAL	STRG. POWER	A/C	MARKINGS	QTY.	●PART NUMBER
"B" (FAIRLANE) -- WITH THERMACTOR - FROM 10/1/65 TO 2/14/66 - continued																
66	B(54A, B)	8	390 4/B	1740	x	x		x			M	P	N	Blue △	2	★C6OZ 5310-F
																r/b C8OZ 5310-K
66	B(54A, B)	8	390 4/B	1835	x	x		x			M	P	A	Orange ▲	2	★C6OZ 5310-G
																r/b C8OZ 5310-K
66	B(54A, B)-H/D	8	390 4/B	1760	x	x		x			M	P	N	Green ▲	2	★C6OZ 5310-P
66	B(54A, B)-H/D	8	390 4/B		x	x					M		A		2	r/b C8OZ 5310-K
66	B(54A, B)-H/D	8	390 4/B	1865	x	x						P	A	Lavender ▲	2	C6OZ 5310-M
66	B(54A, B)-H/D	8	390 4/B					x			M	P	A		2	
66	B(62A, B)	6	200	1400	x				x		M		N	Gold △	2	C6OZ 5310-J
66	B(62A, B)	6	200		x							P	N		2	
66	B(62A, B)	6	200	1490					x			P	N	Pink △	2	★C6OZ 5310-K
66	B(62A, B)	6	200		x				x		M		A		2	r/b C6OZ 5310-AC
66	B(62A, B)	6	200		x							P	A		2	
66	B(62A, B)	6	200	1580					x			P	A	Tan △	2	C6OZ 5310-AC
66	B(62A, B)	8	289	1490	x						M		N	Green △	2	C6OZ 5310-C
66	B(62A, B)	8	289	1570	x							P	N	Red △	2	C6OZ 5310-D
																r/b C6OZ 5310-C
66	B(62A, B)	8	289			x	x		x		M	P	N		2	
66	B(62A, B)	8	289		x						M		A		2	
66	B(62A, B)	8	289	1655	x							P	A	Yellow △	2	★C6OZ 5310-E
66	B(62A, B)	8	289			x	x		x		M	P	A		2	r/b C6OZ 5310-AC
66	B(62A, B)-H/D	8	289	1490	x						M		N	Pink △	2	★C6OZ 5310-K
																r/b C6OZ 5310-AC
66	B(62A, B)-H/D	8	289	1580	x							P	N	Tan △	2	C6OZ 5310-AC
66	B(62A, B)-H/D	8	289			x	x		x		M	P	N		2	
66	B(62A, B)-H/D	8	289		x				x		M		A		2	
66	B(62A)-H/D	8	289			x	x				M		A		2	
66	B(62B)-H/D	8	289	1660		x	x				M		A	Orange ▲	2	★C6OZ 5310-N
66	B(62A, B)-H/D	8	289		x	x	x		x			P	A		2	r/b C6OZ 5310-AC
66	B(62A, B)	8	390 2/B	1655	x	x					M		N	Yellow △	2	★C6OZ 5310-E
																r/b C6OZ 5310-AC
66	B(62A, B)	8	390 2/B	1740				x			M		N	Blue △	2	★C6OZ 5310-F
66	B(62A, B)	8	390 2/B		x	x		x				P	N		2	r/b C8OZ 5310-K
66	B(62A, B)	8	390 2/B		x	x					M		A		2	
66	B(62A, B)	8	390 2/B	1835				x			M	P	A	Orange △	2	★C6OZ 5310-G
66	B(62A, B)	8	390 2/B		x	x						P	A		2	r/b C8OZ 5310-K
66	B(62A, B)-H/D	8	390 2/B	1660	x	x					M		N	Orange ▲	2	★C6OZ 5310-N
																r/b C6OZ 5310-AC
66	B(62A, B)-H/D	8	390 2/B	1760	x	x						P	N	Green ▲	2	★C6OZ 5310-P
66	B(62A, B)-H/D	8	390 2/B					x			M	P	N		2	r/b C8OZ 5310-K
66	B(62A, B)-H/D	8	390 2/B		x	x					M		A		2	
66	B(62A, B)-H/D	3	390 2/B		x							P	A		2	
66	B(62A)-H/D	8	390 2/B			x						P	A		2	
66	B(62A)-H/D	8	390 2/B					x			M		A		2	
66	B(62B)-H/D	8	390 2/B	1865		x						P	A	Lavender ▲	2	C6OZ 5310-M
66	B(62B)-H/D	8	390 2/B					x			M		A		2	
66	B(62A, B)-H/D	8	390 2/B					x				P	A		2	
66	B(62A, B)	8	390 4/B	1655	x	x					M		N	Yellow △	2	★C6OZ 5310-E
																r/b C6OZ 5310-AC
66	B(62A, B)	8	390 4/B	1740	x	x						P	N	Blue △	2	★C6OZ 5310-F
66	B(62A, B)	8	390 4/B					x			M	P	N		2	r/b C8OZ 5310-K
66	B(62A, B)	8	390 4/B		x	x					M		A		2	

● Recommended to be serviced in pairs only
△ Daub ▲ Stripe
A - Air Conditioning M - Manual Steering N - Less Air Conditioning P - Power Steering

COPYRIGHT © 1975 — FORD MOTOR COMPANY — DEARBORN, MICHIGAN
FINAL ISSUE

HALPERT_AUCTIONS

5310 - continued 1966 FRONT SPRING APPLICATION CHART

YEAR	MODEL	ENGINE CYL.	ENGINE C.I.D.	LOAD (LBS.)	TRANSMISSION 3/S	4/S	O/D	C6	C4	C/M	STRG. MANUAL	STRG. POWER	A/C	MARKINGS	QTY.	●PART NUMBER
					"B" (FAIRLANE) -- WITH THERMACTOR - FROM 10/1/65 TO 2/14/66 - continued											
66	B(62A, B)	8	390 4/B	1835	x	x						P	A	Orange △	2	★C6OZ 5310-G
66	B(62A, B)	8	390 4/B					x			M	P	A		2	r/b C8OZ 5310-K
66	B(62A, B)-H/D	8	390 4/B	1660	x	x					M		N	Orange ▲	2	★C6OZ 5310-N
																r/b C6OZ 5310-AC
66	B(62A, B)-H/D	8	390 4/B	1760	x	x						P	N	Green ▲	2	★C6OZ 5310-P
66	B(62A, B)-H/D	8	390 4/B					x			M	P	N		2	r/b C8OZ 5310-K
66	B(62A, B)-H/D	8	390 4/B		x	x					M		A		2	
66	B(62A)-H/D	8	390 4/B		x							P	A		2	
66	B(62B)-H/D	8	390 4/B	1865	x							P	A	Lavender ▲	2	C6OZ 5310-M
66	B(62A, B)-H/D	8	390 4/B					x			M	P	A		2	
66	B(62A, B)-H/D	8	390 4/B			x						P	A		2	
66	B(63B, C)	6	200	1490	x				x		M		N	Pink △	2	★C6OZ 5310-K
66	B(63B, C)	6	200		x							P	N		2	r/b C6OZ 5310-AC
66	B(63B)	6	200						x			P	N		2	
66	B(63C)	6	200	1580					x			P	N	Tan △	2	C6OZ 5310-AC
66	B(63B, C)	6	200		x				x		M	P	A		2	
66	B(63B)	8	289	1570	x	x	x		x		M		N	Red △	2	★C6OZ 5310-D
																r/b C6OZ 5310-C
66	B(63C)	8	289	1655	x	x	x		x		M		N	Yellow △	2	★C6OZ 5310-E
66	B(63B, C)	8	289		x	x	x		x			P	N		2	r/b C6OZ 5310-AC
66	B(63B, C)	8	289		x						M		A		2	
66	B(63B)	8	289			x	x		x		M		A		2	
66	B(63B)	8	289		x							P	A		2	
66	B(63C)	8	289	1740	x							P	A	Blue △	2	★C6OZ 5310-F
66	B(63C)	8	289			x	x		x		M		A		2	r/b C8OZ 5310-K
66	B(63B, C)	8	289			x	x		x			P	A		2	
66	B(63B, C)-H/D	8	289	1580	x						M		N	Tan △	2	C6OZ 5310-AC
66	B(63B)-H/D	8	289			x	x		x		M		N		2	
66	B(63B)-H/D	8	289		x							P	N		2	
66	B(63C)-H/D	8	289	1660		x	x		x		M		N	Orange ▲	2	★C6OZ 5310-N
66	B(63C)-H/D	8	289		x							P	N		2	r/b C6OZ 5310-AC
66	B(63B, C)-H/D	8	289			x	x		x			P	N		2	
66	B(63B, C)-H/D	8	289		x						M		A		2	
66	B(63B)-H/D	8	289			x	x		x		M		A		2	
66	B(63B)-H/D	8	289		x							P	A		2	
66	B(63C)-H/D	8	289	1760	x							P	A	Green ▲	2	★C6OZ 5310-P
66	B(63C)-H/D	8	289			x	x		x		M		A		2	r/b C8OZ 5310-K
66	B(63B, C)-H/D	8	289			x	x		x			P	A		2	
66	B(63B, C)	8	390 2/B	1740	x	x					M		N	Blue △	2	★C6OZ 5310-F
66	B(63B)	8	390 2/B					x			M		N		2	r/b C8OZ 5310-K
66	B(63B)	8	390 2/B		x	x						P	N		2	
66	B(63C)	8	390 2/B	1835	x	x						P	N	Orange △	2	★C6OZ 5310-G
66	B(63C)	8	390 2/B					x			M		N		2	r/b C8OZ 5310-K
66	B(63B, C)	8	390 2/B					x				P	N		2	
66	B(63B, C)	8	390 2/B		x	x					M		A		2	
66	B(63B)	8	390 2/B					x			M		A		2	
66	B(63B)	8	390 2/B		x	x						P	A		2	
66	B(63C)	8	390 2/B	1930	x	x						P	A	Brown △	2	★C6OZ 5310-H
66	B(63C)	8	390 2/B					x			M		A		2	r/b C8OZ 5310-K
66	B(63B, C)	8	390 2/B					x				P	A		2	
66	B(63B, C)-H/D	8	390 2/B	1760	x	x					M		N	Green ▲	2	★C6OZ 5310-P
66	B(63B)-H/D	8	390 2/B					x			M		N		2	r/b C8OZ 5310-K
66	B(63B)-H/D	8	390 2/B		x	x						P	N		2	

● Recommended to be serviced in pairs only △ Daub ▲ Stripe

A - Air Conditioning M - Manual Steering N - Less Air Conditioning P - Power Steering

HALPERT_AUCTIONS

5310 - continued

1966 FRONT SPRING APPLICATION CHART

YEAR	MODEL	ENGINE CYL.	ENGINE C.I.D.	LOAD (LBS.)	TRANSMISSION 3/S	4/S	O/D	C6	C4	C/M	STRG. MANUAL	STRG. POWER	A/C	MARKINGS	QTY.	●PART NUMBER
"B" (FAIRLANE) -- WITH THERMACTOR - FROM 10/1/65 TO 2/14/66 - continued																
66	B(63C)-H/D	8	390 2/B	1865				x			M		N	Lavender ▲	2	C6OZ 5310-M
66	B(63C)-H/D	8	390 2/B		x	x						P	N		2	
66	B(63B, C)-H/D	8	390 2/B					x				P	N		2	
66	B(63B, C)-H/D	8	390 2/B		x	x		x			M		A		2	
66	B(63B, C)-H/D	8	390 2/B		x	x						P	A		2	
66	B(63B)-H/D	8	390 2/B					x				P	A		2	
66	B(63C)-H/D	8	390 2/B	1970				x				P	A	Gold ▲	2	★C6OZ 5310-L r/b C6OZ 5310-M
66	B(63B, C)	8	390 4/B	1740	x						M		N	Blue △	2	★C6OZ 5310-F
66	B(63B)	8	390 4/B			x					M		N		2	r/b C8OZ 5310-K
66	B(63B)	8	390 4/B		x							P	N		2	
66	B(63C)	8	390 4/B	1835		x					M		N	Orange △	2	★C6OZ 5310-G
66	B(63B, C)	8	390 4/B					x			M	P	N		2	r/b C8OZ 5310-K
66	B(63B, C)	8	390 4/B			x						P	N		2	
66	B(63B, C)	8	390 4/B		x	x					M		A		2	
66	B(63B)	8	390 4/B		x	x						P	A		2	
66	B(63B)	8	390 4/B					x			M		A		2	
66	B(63C)	8	390 4/B	1930	x	x						P	A	Brown △	2	★C6OZ 5310-H
66	B(63C)	8	390 4/B					x			M		A		2	r/b C8OZ 5310-K
66	B(63B, C)	8	390 4/B					x				P	A		2	
66	B(63B, C)-H/D	8	390 4/B	1760	x	x					M		N	Green ▲	2	★C6OZ 5310-P
66	B(63B)-H/D	8	390 4/B					x			M		N		2	r/b C8OZ 5310-K
66	B(63B)-H/D	8	390 4/B		x	x						P	N		2	
66	B(63C)-H/D	8	390 4/B	1865	x	x						P	N	Lavender ▲	2	C6OZ 5310-M
66	B(63C)-H/D	8	390 4/B					x			M		N		2	
66	B(63B, C)-H/D	8	390 4/B					x				P	N		2	
66	B(63B, C)-H/D	8	390 4/B		x	x		x			M		A		2	
66	B(63B, C)-H/D	8	390 4/B		x	x						P	A		2	
66	B(63B)-H/D	8	390 4/B					x				P	A		2	
66	B(63C)-H/D	8	390 4/B	1970				x				P	A	Gold ▲	2	★C6OZ 5310-L r/b C6OZ 5310-M
66	B(63D)	8	390 4/B	1735	x	x					M		N	Green ▲ Gold	2	★C6OZ 5310-AD r/b C6OZ 5310-M
66	B(63D)	8	390 4/B	1850				x			M	P	N	Green ▲ Orange	2	C6OZ 5310-AE
66	B(63D)	8	390 4/B		x	x						P	N		2	
66	B(63D)	8	390 4/B		x	x					M	P	A		2	
66	B(63D)	8	390 4/B					x			M		A		2	
66	B(63D)	8	390 4/B	1965				x				P	A	Green ▲ Brown	2	★C6OZ 5310-AF r/b C6OZ 5310-M
66	B(71B, D, E)	6	200	1344	x				x		M	P	N	Violet △	2	★C6OZ 5310-A r/b C6DZ 5310-C
66	B(71B, D, E)	6	200	1415	x				x		M		A	Lavender △	2	★C6OZ 5310-B
66	B(71B, D, E)	6	200		x							P	A		2	r/b C6OZ 5310-C
66	B(71D)	6	200						x			P	A		2	
66	B(71B, E)	6	200	1490					x			P	A	Green △	2	C6OZ 5310-C
66	B(71B, D, E)-H/D	6	200	1310	x				x		M		N	Red ▲	2	★C6OZ 5310-R r/b C6OZ 5310-J
66	B(71B, D, E)-H/D	6	200	1400	x				x			P	N	Gold △	2	C6OZ 5310-J
66	B(71B, D, E)-H/D	6	200		x				x		M		A		2	
66	B(71B, D, E)-H/D	6	200		x							P	A		2	
66	B(71B, D, E)-H/D	6	200	1490					x			P	A	Pink △	2	★C6OZ 5310-K r/b C6OZ 5310-AC

● Recommended to be serviced in pairs only △ Daub ▲ Stripe

A - Air Conditioning M - Manual Steering N - Less Air Conditioning P - Power Steering

COPYRIGHT © 1975 — FORD MOTOR COMPANY — DEARBORN, MICHIGAN

5310 - continued

1966 FRONT SPRING APPLICATION CHART

YEAR	MODEL	ENGINE CYL.	ENGINE C.I.D.	LOAD (LBS.)	TRANSMISSION 3/S	4/S	O/D	C6	C4	C/M	STRG. MANUAL	STRG. POWER	A/C	MARKINGS	QTY.	●PART NUMBER
	"B" (FAIRLANE) -- WITH THERMACTOR - FROM 10/1/65 TO 2/14/66 - continued															
66	B(71B, D, E)	8	289	1415	x						M		N	Lavender △	2	★C6OZ 5310-B
																r/b C6OZ 5310-C
66	B(71B, D, E)	8	289	1490			x		x		M	P	N	Green △	2	C6OZ 5310-C
66	B(71B, D, E)	8	289		x							P	N		2	
66	B(71D, E)	8	289		x						M		A		2	
66	B(71B)	8	289	1570	x						M		A	Red △	2	★C6OZ 5310-D
66	B(71B, D, E)	8	289				x		x		M	P	A		2	r/b C6OZ 5310-C
66	B(71B, D, E)	8	289		x							P	A		2	
66	B(71B, D, E)-H/D	8	289	1490	x		x		x		M	P	N	Pink △	2	★C6OZ 5310-K
66	B(71D, E-H/D	8	289		x						M		A		2	r/b C6OZ 5310-AC
66	B(71B)-H/D	8	289	1580	x						M		A	Tan △	2	C6OZ 5310-AC
66	B(71B, D, E)-H/D	8	289		x							P	A	2		
66	B(71B, D, E)-H/D	8	289				x		x		M	P	A		2	
66	B(71B, D, E)	8	390 2/B	1655	x			x			M	P	N	Yellow △	2	★C6OZ 5310-E
66	B(71D)	8	390 2/B		x						M		A		2	r/b C6OZ 5310-AC
66	B(71B, E)	8	390 2/B	1740	x						M		A	Blue △	2	★C6OZ 5310-F
66	B(71B, D, E)	8	390 2/B					x			M	P	A		2	r/b C8OZ 5310-K
66	B(71B, D, E)	8	390 2/B		x							P	A		2	
66	B(71B, D, E)-H/D	8	390 2/B	1580	x						M		N	Tan △	2	C6OZ 5310-AC
66	B(71B, D, E)-H/D	8	390 2/B	1660				x			M	P	N	Orange ▲	2	★C6OZ 5310-N
66	B(71B, D, E)-H/D	8	390 2/B		x							P	N		2	r/b C6OZ 5310-AC
66	B(71B, D, E)-H/D	8	390 2/B		x						M		A		2	
66	B(71B, D, E)-H/D	8	390 2/B	1760	x							P	A	Green ▲	2	★C6OZ 5310-P
66	B(71B, D, E)-H/D	8	390 2/B					x			M	P	A		2	r/b C8OZ 5310-K
66	B(71B, D, E)	8	390 4/B	1655	x			x			M		N	Yellow △	2	★C6OZ 5310-E
66	B(71B, D, E)	8	390 4/B		x							P	N		2	r/b C6OZ 5310-AC
66	B(71D, E)	8	390 4/B					x				P	N		2	
66	B(71B)	8	390 4/B	1740				x				P	N	Blue △	2	★C6OZ 5310-F
66	B(71B, D, E)	8	390 4/B		x			x			M	P	A		2	r/b C8OZ 5310-K
66	B(71D)-H/D	8	390 4/B	1580	x						M		N	Tan △	2	C6OZ 5310-AC
66	B(71B, E)-H/D	8	390 4/B	1660	x						M		N	Orange ▲	2	★C6OZ 5310-N
66	B(71B, D, E)-H/D	8	390 4/B		x							P	N		2	r/b C6OZ 5310-AC
66	B(71B, D, E)-H/D	8	390 4/B					x			M	P	N		2	
66	B(71D)-H/D	8	390 4/B		x						M		A		2	
66	B(71B, E)-H/D	8	390 4/B	1760	x						M		A	Green ▲	2	★C6OZ 5310-P
66	B(71B, D, E)-H/D	8	390 4/B		x							P	A		2	r/b C8OZ 5310-K
66	B(71B, D, E)-H/D	8	390 4/B					x			M	P	A		2	
66	B(76B, C)	6	200	1490	x						M		N	Green △	2	C6OZ 5310-C
66	B(76B)	6	200						x		M		N		2	
66	B(76C)	6	200	1570					x		M		N	Red △	2	★C6OZ 5310-D
																r/b C6OZ 5310-C
66	B(76B, C)	6	200		x				x			P	N		2	
66	B(76B, C)	6	200		x						M		A		2	
66	B(76B)	6	200						x		M		A		2	
66	B(76C)	6	200	1655					x		M		A	Yellow △	2	★C6OZ 5310-E
66	B(76B, C)	6	200		x				x			P	A		2	r/b C6OZ 5310-AC
66	B(76B, C)	8	289	1655	x	x	x		x		M	P	N	Yellow △	2	★C6OZ 5310-E
																r/b C6OZ 5310-AC
66	B(76B, C)	8	289	1740	x	x	x		x		M	P	A	Blue △	2	★C6OZ 5310-F
																r/b C8OZ 5310-K
66	B(76B, C)-H/D	8	289	1660	x	x	x		x		M	P	N	Orange ▲	2	★C6OZ 5310-N
																r/b C6OZ 5310-AC
66	B(76B, C)-H/D	8	289	1760	x	x	x		x		M	P	A	Green ▲	2	C6OZ 5310-P

● Recommended to be serviced in pairs only
△ Daub
▲ Stripe
A - Air Conditioning
M - Manual Steering
N - Less Air Conditioning
P - Power Steering

HALPERT_AUCTIONS

5310 - continued

1966 FRONT SPRING APPLICATION CHART

YEAR	MODEL	ENGINE CYL.	ENGINE C.I.D.	LOAD (LBS.)	TRANSMISSION 3/S	4/S	O/D	C6	C4	C/M	STRG. MANUAL	STRG. POWER	A/C	MARKINGS	QTY.	• PART NUMBER
"B" (FAIRLANE) -- WITH THERMACTOR - FROM 10/1/65 TO 2/14/66 - continued																
66	B(76B, C)	8	390 2/B	1835	x	x		x			M	P	N	Orange △	2	★C6OZ 5310-G
66	B(76B)	8	390 2/B		x						M		A		2	r/b C8OZ 5310-K
66	B(76C)	8	390 2/B	1930	x						M		A	Brown △	2	★C6OZ 5310-H
66	B(76B, C)	8	390 2/B			x		x			M	P	A		2	r/b C8OZ 5310-K
66	B(76B, C)	8	390 2/B		x							P	A		2	
66	B(76B, C)-H/D	8	390 2/B	1760	x						M		N	Green ▲	2	★C6OZ 5310-P
66	B(76B)-H/D	8	390 2/B			x					M		N		2	r/b C8OZ 5310-K
66	B(76C)-H/D	8	390 2/B	1865		x					M		N	Lavender ▲	2	C6OZ 5310-M
66	B(76B, C)-H/D	8	390 2/B					x			M	P	N		2	
66	B(76B, C)-H/D	8	390 2/B		x	x						P	N		2	
66	B(76B, C)-H/D	8	390 2/B		x	x					M		A		2	
66	B(76B)-H/D	8	390 2/B		x							P	A		2	
66	B(76C)-H/D	8	390 2/B	1970	x							P	A	Gold ▲	2	★C6OZ 5310-L
66	B(76B, C)-H/D	8	390 2/B			x						P	A		2	r/b C6OZ 5310-M
66	B(76B, C)-H/D	8	390 2/B					x			M	P	A		2	
66	B(76B, C)	8	390 4/B	1835	x	x		x			M	P	N	Orange △	2	★C6OZ 5310-G r/b C8OZ 5310-K
66	B(76B, C)	8	390 4/B	1930	x	x		x			M	P	A	Brown △	2	★C6OZ 5310-H r/b C8OZ 5310-K
66	B(76B)-H/D	8	390 4/B	1760	x	x					M		N	Green ▲	2	★C6OZ 5310-P r/b C8OZ 5310-K
66	B(76C)-H/D	8	390 4/B	1865	x	x					M		N	Lavender ▲	2	C6OZ 5310-M
66	B(76B, C)-H/D	8	390 4/B		x	x						P	N		2	
66	B(76B, C)-H/D	8	390 4/B					x			M	P	N		2	
66	B(76B, C)-H/D	8	390 4/B		x	x					M		A		2	
66	B(76B, C)-H/D	8	390 4/B	1970	x	x						P	A	Gold ▲	2	★C6OZ 5310-L
66	B(76B, C)-H/D	8	390 4/B					x			M	P	A		2	r/b C6OZ 5310-M
66	B(76D)	8	390 4/B	1850	x	x		x			M	P	N	Green ▲	2	C6OZ 5310-AE
66	B(76D)	8	390 4/B		x	x					M		A	Orange	2	
66	B(76D)	8	390 4/B	1965				x			M	P	A	Green ▲	2	★C6OZ 5310-AF
66	B(76D)	8	390 4/B		x							P	A	Brown	2	r/b C6OZ 5310-M
"B" (FAIRLANE) -- WITH THERMACTOR - FROM 2/14/66																
66	B(54A, B)	6	200	1400	x				x		M		N	Gold △	2	C6OZ 5310-J
66	B(54A, B)	6	200	1490	x				x			P	N	Pink △	2	★C6OZ 5310-K
66	B(54A, B)	6	200		x				x		M		A		2	r/b C6OZ 5310-AC
66	B(54A, B)	6	200		x							P	A		2	
66	B(54A, B)	6	200	1580					x			P	A	Tan △	2	C6OZ 5310-AC
66	B(54A, B)	8	289	1570	x	x	x		x		M	P	N	Red △	2	★C6OZ 5310-D r/b C6OZ 5310-C
66	B(54A, B)	8	289	1655	x	x	x		x		M	P	A	Yellow △	2	★C6OZ 5310-E r/b C6OZ 5310-AC
66	B(54A, B)-H/D	8	289	1580	x	x	x		x		M	P	N	Tan △	2	C6OZ 5310-AC
66	B(54A, B)-H/D	8	289	1660	x	x	x		x		M	P	A	Orange △	2	★C6OZ 5310-N r/b C6OZ 5310-AC
66	B(54A, B)	8	390 2/B	1740	x	x		x			M	P	N	Blue △	2	★C6OZ 5310-F r/b C8OZ 5310-K
66	B(54A, B)	8	390 2/B	1835	x	x		x			M	P	A	Orange △	2	★C6OZ 5310-G r/b C8OZ 5310-K

• Recommended to be serviced in pairs only △ Daub ▲ Stripe

A - Air Conditioning M - Manual Steering N - Less Air Conditioning P - Power Steering

COPYRIGHT © 1975 — FORD MOTOR COMPANY — DEARBORN, MICHIGAN
FINAL ISSUE

5310 - continued 1966 FRONT SPRING APPLICATION CHART

YEAR	MODEL	ENGINE CYL.	ENGINE C.I.D.	LOAD (LBS.)	TRANSMISSION 3/S	4/S	O/D	C6	C4	C/M	STRG. MANUAL	STRG. POWER	A/C	MARKINGS	QTY.	●PART NUMBER
					"B" (FAIRLANE) -- WITH THERMACTOR - FROM 2/14/66 - continued											
66	B(54A)-H/D	8	390 2/B	1660	x						M		N	Orange ▲	2	★C6OZ 5310-N
																r/b C6OZ 5310-AC
66	B(54B)-H/D	8	390 2/B	1760	x						M		N	Green ▲	2	★C6OZ 5310-P
66	B(54A, B)-H/D	8	390 2/B			x		x			M		N		2	r/b C8OZ 5310-K
66	B(54A, B)-H/D	8	390 2/B		x	x		x				P	N		2	
66	B(54A, B)-H/D	8	390 2/B		x	x					M		A		2	
66	B(54A, B)-H/D	8	390 2/B	1865	x	x						P	A	Lavender ▲	2	C6OZ 5310-M
66	B(54A, B)-H/D	8	390 2/B					x			M	P	A		2	
66	B(54A, B)	8	390 4/B	1740	x	x		x			M	P	N	Blue △	2	★C6OZ 5310-F
																r/b C8OZ 5310-K
66	B(54A, B)	8	390 4/B	1835	x	x		x			M	P	A	Orange △	2	★C6OZ 5310-G
																r/b C8OZ 5310-K
66	B(54A, B)-H/D	8	390 4/B	1760	x	x		x			M	P	N	Green ▲	2	★C6OZ 5310-P
66	B(54A, B)-H/D	8	390 4/B		x	x					M		A		2	r/b C8OZ 5310-K
66	B(54A, B)-H/D	8	390 4/B	1865	x	x						P	A	Lavender ▲	2	C6OZ 5310-M
66	B(54A, B)-H/D	8	390 4/B					x			M	P	A		2	
66	B(54A, B)	8	427	1735		x					M	P	N	Green Gold ▲	2	★C6OZ 5310-AD
																r/b C6OZ 5310-M
66	B(54A, B)	8	427	1850		x					M	P	A	Green Orange ▲	2	C6OZ 5310-AE
66	B(62A, B)	6	200	1400	x				x		M		N	Gold △	2	C6OZ 5310-J
66	B(62A, B)	6	200		x							P	N		2	
66	B(62A, B)	6	200	1490					x			P	N	Pink △	2	☆C6OZ 5310-K
66	B(62A, B)	6	200		x						M	P	A		2	r/b C6OZ 5310-AC
66	B(62A, B)	6	200						x		M		A		2	
66	B(62A, B)	6	200	1580					x			P	A	Tan △	2	C6OZ 5310-AC
66	B(62A, B)	8	289	1490	x						M		N	Green △	2	C6OZ 5310-C
66	B(62A, B)	8	289	1570		x	x		x		M		N	Red △	2	★C6OZ 5310-D
66	B(62A, B)	8	289		x	x	x		x			P	N		2	r/b C6OZ 5310-C
66	B(62A, B)	8	289		x						M		A		2	
66	B(62A, B)	8	289	1655	x							P	A	Yellow △	2	★C6OZ 5310-E
66	B(62A, B)	8	289			x	x		x		M	P	A		2	r/b C6OZ 5310-AC
66	B(62A, B)-H/D	8	289	1490	x						M		N	Pink △	2	★C6OZ 5310-K
																r/b C6OZ 5310-AC
66	B(62A, B)-H/D	8	289	1580		x	x		x		M		N	Tan △	2	C6OZ 5310-AC
66	B(62A, B)-H/D	8	289		x	x	x		x			P	N		2	
66	B(62A, B)-H/D	8	289		x				x		M		A		2	
66	B(62A)-H/D	8	289			x	x			M		A			2	
66	B(62B)-H/D	8	289	1660		x	x				M		A	Orange ▲	2	★C6OZ 5310-N
66	B(62A, B)-H/D	8	289		x	x	x		x			P	A		2	r/b C6OZ 5310-AC
66	B(62A, B)	8	390 2/B	1655	x	x					M		N	Yellow △	2	★C6OZ 5310-E
																r/b C6OZ 5310-AC
66	B(62A, B)	8	390 2/B	1740				x			M	P	N	Blue △	2	★C6OZ 5310-F
66	B(62A, B)	8	390 2/B		x	x						P	N		2	r/b C8OZ 5310-K
66	B(62A, B)	8	390 2/B		x	x					M		A		2	
66	B(62A, B)	8	390 2/B	1835	x	x						P	A	Orange △	2	★C6OZ 5310-G
66	B(62A, B)	8	390 2/B					x			M	P	A		2	r/b C8OZ 5310-K
66	B(62A, B)-H/D	8	390 2/B	1660	x	x					M		N	Orange ▲	2	★C6OZ 5310-N
																r/b C6OZ 5310-AC
66	B(62A, B)-H/D	8	390 2/B	1760				x			M	P	N	Green ▲	2	★C6OZ 5310-P
66	B(62A, B)-H/D	8	390 2/B		x	x						P	N		2	r/b C8OZ 5310-K
66	B(62A, B)-H/D	8	390 2/B		x	x					M		A		2	
66	B(62A, B)-H/D	8	390 2/B		x							P	A		2	
66	B(62A)-H/D	8	390 2/B			x						P	A		2	
66	B(62A)-H/D	8	390 2/B					x			M		A		2	

● Recommended to be serviced in pairs only △ Daub ▲ Stripe
A - Air Conditioning M - Manual Steering N - Less Air Conditioning P - Power Steering

HALPERT_AUCTIONS

5310 - continued

1966 FRONT SPRING APPLICATION CHART

YEAR	MODEL	ENGINE CYL.	ENGINE C.I.D.	LOAD (LBS.)	TRANSMISSION 3/S	4/S	O/D	C6	C4	C/M	STRG. MANUAL	STRG. POWER	A/C	MARKINGS	QTY.	●PART NUMBER
					"B" (FAIRLANE) -- WITH THERMACTOR - FROM 2/14/66 - continued											
66	B(62B)-H/D	8	390 2/B	1865		x						P	A	Lavender ▲	2	C6OZ 5310-M
66	B(62B)-H/D	8	390 2/B					x			M		A		2	
66	B(62A, B)-H/D	8	390 2/B					x				P	A		2	
66	B(62A, B)	9	390 4/B	1655	x	x					M		N	Yellow △	2	★C6OZ 5310-E
																r/b C6OZ 5310-AC
66	B(62A, B)	8	390 4/B	1740				x			M		N	Blue △	2	★C6OZ 5310-F
66	B(62A, B)	8	390 4/B		x	x		x				P	N		2	r/b C8OZ 5310-K
66	B(62A, B)	8	390 4/B		x	x					M		A		2	
66	B(62A, B)	8	390 4/B	1835				x			M	P	A	Orange △	2	★C6OZ 5310-G
66	B(62A, B)	8	390 4/B		x	x						P	A		2	r/b C8OZ 5310-K
66	B(62A, B)-H/D	8	390 4/B	1660	x	x					M		N	Orange ▲	2	★C6OZ 5310-N
																r/b C6OZ 5310-AC
66	B(62A, B)-H/D	8	390 4/B	1760				x			M		N	Green ▲	2	★C6OZ 5310-P
66	B(62A, B)-H/D	8	390 4/B		x	x		x				P	N		2	r/b C8OZ 5310-K
66	B(62A, B)-H/D	8	390 4/B		x	x					M		A		2	
66	B(62A)-H/D	8	390 4/B		x							P	A		2	
66	B(62B)-H/D	8	390 4/B	1865	x							P	A	Lavender ▲	2	C6OZ 5310-M
66	B(62A, B)-H/D	8	390 4/B			x						P	A		2	
66	B(62A, B)-H/D	8	390 4/B					x			M	P	A		2	
66	B(62A, B)	8	427	1735		x					M	P	N	Green Gold ▲	2	★C6OZ 5310-AD
																r/b C6OZ 5310-M
66	B(62A, B)	8	427	1850		x					M	P	A	Green Orange ▲	2	C6OZ 5310-AE
66	B(63B, C)	6	200	1490	x				x		M		N	Pink △	2	★C6OZ 5310-K
66	B(63B, C)	6	200		x							P	N		2	r/b C6OZ 5310-AC
66	B(63B)	6	200						x			P	N		2	
66	B(63C)	6	200	1580					x			P	N	Tan △	2	C6OZ 5310-AC
66	B(63B, C)	6	200		x				x		M	P	A		2	
66	B(63B)	8	289	1570	x	x	x		x		M		N	Red △	2	★C6OZ 5310-D
																r/b C6OZ 5310-C
66	B(63C)	8	289	1655	x	x	x		x		M		N	Yellow △	2	★C6OZ 5310-E
66	B(63B, C)	8	289		x	x	x		x			P	N		2	r/b C6OZ 5310-AC
66	B(63B, C)	8	289		x						M		A		2	
66	B(63B)	8	289			x	x		x		M		A		2	
66	B(63B)	8	289		x							P	A		2	
66	B(63C)	8	289	1740	x							P	A	Blue △	2	★C6OZ 5310-F
66	B(63C)	8	289			x	x		x		M		A		2	r/b C8OZ 5310-K
66	B(63B, C)	8	289			x	x		x			P	A		2	
66	B(63B, C)-H/D	8	289	1580	x						M		N	Tan △	2	C6OZ 5310-AC
66	B(63B)-H/D	8	289			x	x		x		M		N		2	
66	B(63B)-H/D	8	289		x							P	N		2	
66	B(63C)-H/D	8	289	1660		x	x		x		M		N	Orange ▲	2	★C6OZ 5310-N
66	B(63C)-H/D	8	289		x							P	N		2	r/b C6OZ 5310-AC
66	B(63B, C)-H/D	8	289			x	x		x			P	N		2	
66	B(63B, C)-H/D	8	289		x						M		A		2	
66	B(63B)-H/D	8	289			x	x		x		M		A		2	
66	B(63B)-H/D	8	289		x							P	A		2	
66	B(63C)-H/D	8	289	1760		x	x		x		M		A	Green ▲	2	★C6OZ 5310-P
66	B(63C)-H/D	8	289		x							P	A		2	r/b C8OZ 5310-K
66	B(63B, C)-H/D	8	289			x	x		x			P	A		2	

● Recommended to be serviced in pairs only
△ Daub
▲ Stripe
A - Air Conditioning
M - Manual Steering
N - Less Air Conditioning
P - Power Steering

COPYRIGHT © 1975 — FORD MOTOR COMPANY — DEARBORN, MICHIGAN
FINAL ISSUE

HALPERT_AUCTIONS

5310 - continued

1966 FRONT SPRING APPLICATION CHART

YEAR	MODEL	ENGINE CYL.	ENGINE C.I.D.	LOAD (LBS.)	TRANSMISSION 3/S	4/S	O/D	C6	C4	C/M	STRG. MANUAL	STRG. POWER	A/C	MARKINGS	QTY.	●PART NUMBER
					"B" (FAIRLANE) -- WITH THERMACTOR - FROM 2/14/66 - continued											
66	B(63B,C)	8	390 2/B	1740	x	x					M		N	Blue △	2	★C6OZ 5310-F
66	B(63B)	8	390 2/B					x			M		N		2	r/b C8OZ 5310-K
66	B(63B)	8	390 2/B		x	x						P	N		2	
66	B(63C)	8	390 2/B	1835				x			M		N	Orange △	2	★C6OZ 5310-G
66	B(63B,C)	8	390 2/B					x				P	N		2	r/b C8OZ 5310-K
66	B(63C)	8	390 2/B		x	x						P	N		2	
66	B(63B,C)	8	390 2/B		x	x					M		A		2	
66	B(63B)	8	390 2/B					x			M		A		2	
66	B(63B)	8	390 2/B		x	x						P	A		2	
66	B(63C)	8	390 2/B	1930				x			M		A	Brown △	2	★C6OZ 5310-H
66	B(63C)	8	390 2/B		x	x						P	A		2	r/b C8OZ 5310-K
66	B(63B,C)	8	390 2/B					x				P	A		2	
66	B(63B,C)-H/D	8	390 2/B	1760	x	x					M		N	Green ▲	2	★C6OZ 5310-P
66	B(63B)-H/D	8	390 2/B					x			M		N		2	r/b C8OZ 5310-K
66	B(63B)-H/D	8	390 2/B		x	x						P	N		2	
66	B(63C)-H/D	8	390 2/B	1865				x			M		N	Lavender ▲	2	C6OZ 5310-M
66	B(63C)-H/D	8	390 2/B		x	x						P	N		2	
66	B(63B,C)-H/D	8	390 2/B					x				P	N		2	
66	B(63B,C)-H/D	8	390 2/B		x	x					M	P	A		2	
66	B(63B)-H/D	8	390 2/B					x			M	P	A		2	
66	B(63C)-H/D	8	390 2/B	1970				x				P	A	Gold ▲	2	★C6OZ 5310-L
																r/b C6OZ 5310-M
66	B(63B,C)	8	390 4/B	1740	x						M		N	Blue △	2	★C6OZ 5310-F
66	B(63B)	8	390 4/B			x					M		N		2	r/b C8OZ 5310-K
66	B(63B)	8	390 4/B		x							P	N		2	
66	B(63C)	8	390 4/B	1835	x							P	N	Orange △	2	★C6OZ 5310-G
66	B(63B,C)	8	390 4/B			x						P	N		2	r/b C8OZ 5310-K
66	B(63B,C)	8	390 4/B					x			M	P	N		2	
66	B(63B,C)	8	390 4/B		x						M		A		2	
66	B(63B)	8	390 4/B					x			M		A		2	
66	B(63C)	8	390 4/B			x					M		N		2	
66	B(63B,C)	8	390 4/B			x					M		A		2	
66	B(63B)	8	390 4/B		x	x						P	A		2	
66	B(63C)	8	390 4/B	1930				x			M		A	Brown △	2	★C6OZ 5310-H
66	B(63C)	8	390 4/B		x	x						P	A		2	r/b C8OZ 5310-K
66	B(63B,C)	8	390 4/B					x				P	A		2	
66	B(63B,C)-H/D	8	390 4/B	1760	x	x					M		N	Green ▲	2	★C6OZ 5310-P
66	B(63B)-H/D	8	390 4/B					x			M		N		2	r/b C8OZ 5310-K
66	B(63B)-H/D	8	390 4/B		x	x						P	N		2	
66	B(63C)-H/D	8	390 4/B	1865	x	x						P	N	Lavender ▲	2	C6OZ 5310-M
66	B(63C)-H/D	8	390 4/B					x			M		N		2	
66	B(63B,C)-H/D	8	390 4/B					x				P	N		2	
66	B(63B,C)-H/D	8	390 4/B		x	x					M	P	A		2	
66	B(63B,C)-H/D	8	390 4/B					x			M		A		2	
66	B(63B)-H/D	8	390 4/B					x				P	A		2	
66	B(63C)-H/D	8	390 4/B	1970				x				P	A	Gold ▲	2	★C6OZ 5310-L
																r/b C6OZ 5310-M
66	B(63D)	8	390 4/B	1735	x	x					M		N	Green Gold ▲	2	★C6OZ 5310-AD
																r/b C6OZ 5310-M
66	B(63D)	8	390 4/B	1850				x			M		N	Green Orange ▲	2	C6OZ 5310-AE
66	B(63D)	8	390 4/B		x	x		x				P	N		2	
66	B(63D)	8	390 4/B		x	x					M	P	A		2	
66	B(63D)	8	390 4/B					x			M		A		2	
66	B(63D)	8	390 4/B	1965				x				P	A	Green Brown ▲	2	★C6OZ 5310-AF
																r/b C6OZ 5310-M

● Recommended to be serviced in pairs only △ Daub ▲ Stripe

A - Air Conditioning M - Manual Steering N - Less Air Conditioning P - Power Steering

HALPERT_AUCTIONS

5310 - continued

1966 FRONT SPRING APPLICATION CHART

YEAR	MODEL	ENGINE CYL.	ENGINE C.I.D.	LOAD (LBS.)	TRANSMISSION 3/S	4/S	O/D	C6	C4	C/M	STRG. MANUAL	STRG. POWER	A/C	MARKINGS	QTY.	●PART NUMBER
					"B" (FAIRLANE) -- WITH THERMACTOR - FROM 2/14/66 - continued											
66	B(63B, C, F)	8	427	1850		x					M	P	N	Green Orange ▲	2	C6OZ 5310-AE
66	B(63B, C, F)	8	427			x					M		A		2	
66	B(63B)	8	427			x					P	A			2	
66	B(63C, D)	8	427	1965		x						P	A	Green Brown ▲	2	★C6OZ 5310-AF
																r/b C6OZ 5310-M
66	B(71B, D, E)	6	200	1265	x				x		M		N	Gray △	2	★C6OZ 5310-AB
66	B(71B, D, E)	6	200		x							P	N		2	r/b C6DZ 5310-C
66	B(71B, D, E)	6	200	1344					x			P	N	Violet △	2	★C6OZ 5310-A
66	B(71B, D, E)	6	200		x						M	P	A		2	r/b C6DZ 5310-C
66	B(71B, D, E)	6	200						x		M		A		2	
66	B(71B, D, E)	6	200	1415					x			P	A	Lavender △	2	★C6OZ 5310-B
																r/b C6OZ 5310-C
66	B(71B, D, E)-H/D	6	200	1310	x				x		M		N	Red ▲	2	★C6OZ 5310-R
																r/b C6OZ 5310-J
66	B(71B, D, E)-H/D	6	200	1400	x				x			P	N	Gold △	2	C6OZ 5310-J
66	B(71B, D, E)-H/D	6	200		x						M	P	A		2	
66	B(71B, D, E)-H/D	6	200						x		M		A		2	
66	B(71B, D, E)-H/D	6	200	1490					x			P	A	Pink △	2	★C6OZ 5310-K
																r/b C6OZ 5310-AC
66	B(71B, D, E)	8	289	1410	x		x		x		M	P	N	Pink △	2	★C6DZ 5310-D
																r/b C6OZ 5310-C
66	B(71B, D, E)	8	289	1490	x		x		x		M	P	A	Green △	2	C6OZ 5310-C
66	B(71B, D, E)-H/D	8	289	1490	x		x		x		M	P	N	Pink △	2	★C6OZ 5310-K
66	B(71D, E)-H/D	8	289		x						M		A		2	r/b C6OZ 5310-AC
66	B(71B)-H/D	8	289	1580	x						M		A	Tan △	2	C6OZ 5310-AC
66	B(71B, D, E)-H/D	8	289		x							P	A		2	
66	B(71B, D, E)-H/D	8	289				x		x		M		A		2	
66	B(71B, D, E)	8	390 2/B	1655	x			x			M	P	N	Yellow △	2	★C6OZ 5310-E
66	B(71D)	8	390 2/B		x						M		A		2	r/b C6OZ 5310-AC
66	B(71B, E)	8	390 2/B	1740	x						M		A	Blue △	2	★C6OZ 5310-F
66	B(71B, D, E)	8	390 2/B		x							P	A		2	r/b C8OZ 5310-K
66	B(71B, D, E)	8	390 2/B					x			M	P	A		2	
66	B(71B, D, E)-H/D	8	390 2/B	1580	x						M		N	Tan △	2	C6OZ 5310-AC
66	B(71B, D, E)-H/D	8	390 2/B	1660				x			M	P	N	Orange ▲	2	★C6OZ 5310-N
66	B(71B, D, E)-H/D	8	390 2/B		x							P	N		2	r/b C6OZ 5310-AC
66	B(71B, D, E)-H/D	8	390 2/B		x						M		A		2	
66	B(71B, D, E)-H/D	8	390 2/B	1760	x							P	A	Green ▲	2	★C6OZ 5310-P
66	B(71B, D, E)-H/D	8	390 2/B					x			M	P	A		2	r/b C8OZ 5310-K
66	B(71B, D, E)	8	390 4/B	1655	x			x			M		N	Yellow △	2	★C6OZ 5310-E
66	B(71B, D, E)	8	390 4/B		x							P	N		2	r/b C6OZ 5310-AC
66	B(71D, E)	8	390 4/B					x				P	N		2	
66	B(71B)	8	390 4/B	1740				x				P	N	Blue △	2	★C6OZ 5310-F
66	B(71B, D, E)	8	390 4/B		x			x			M	P	A		2	r/b C8OZ 5310-K
66	B(71D)-H/D	8	390 4/B	1580	x						M		N	Tan △	2	C6OZ 5310-AC
66	B(71B, E)-H/D	8	390 4/B	1660	x						M		N	Orange ▲	2	★C6OZ 5310-N
66	B(71B, D, E)H/D	8	390 4/B					x			M	P	N		2	r/b C6OZ 5310-AC
66	B(71B, D, E)-H/D	8	390 4/B		x							P	N		2	
66	B(71D)-H/D	8	390 4/B		x						M		A		2	
66	B(71B, E)-H/D	8	390 4/B	1760	x						M		A	Green ▲	2	★C6OZ 5310-P
66	B(71B, D, E)-H/D	8	390 4/B		x							P	A		2	r/b C8OZ 5310-K
66	B(71B, D, E)-H/D	8	390 4/B					x			M	P	A		2	

● Recommended to be serviced in pairs only △ Daub ▲ Stripe

A - Air Conditioning M - Manual Steering N - Less Air Conditioning P - Power Steering

COPYRIGHT © 1975 — FORD MOTOR COMPANY — DEARBORN, MICHIGAN

HALPERT_AUCTIONS

5310 - continued

1966 FRONT SPRING APPLICATION CHART

YEAR	MODEL	ENGINE CYL.	ENGINE C.I.D.	LOAD (LBS.)	TRANSMISSION 3/S	4/S	O/D	C6	C4	C/M	STRG. MANUAL	STRG. POWER	A/C	MARKINGS	QTY.	●PART NUMBER
					"B" (FAIRLANE) -- WITH THERMACTOR - FROM 2/14/66 - continued											
66	B(76B,C)	6	200	1490	x						M		N	Green △	2	C6OZ 5310-C
66	B(76B)	6	200						x		M		N		2	
66	B(76C)	6	200	1570					x		M		N	Red △	2	★C6OZ 5310-D
66	B(76B,C)	6	200		x				x			P	N		2	r/b C6OZ 5310-C
66	B(76B,C)	6	200		x						M		A		2	
66	B(76B)	6	200						x		M		A		2	
66	B(76C)	6	200	1655					x		M		A	Yellow △	2	★C6OZ 5310-E
66	B(76B,C)	6	200		x				x			P	A		2	r/b C6OZ 5310-AC
66	B(76B,C)	8	289	1655	x	x	x		x		M	P	N	Yellow △	2	★C6OZ 5310-E
																r/b C6OZ 5310-AC
66	B(76B,C)	8	289	1740	x	x	x		x		M	P	A	Blue △	2	★C6OZ 5310-F
																r/b C8OZ 5310-K
66	B(76B,C)-H/D	8	289	1660	x	x	x		x		M	P	N	Orange ▲	2	★C6OZ 5310-N
																r/b C6OZ 5310-AC
66	B(76B,C)-H/D	8	289	1760	x	x	x		x		M	P	A	Green ▲	2	★C6OZ 5310-P
																r/b C8OZ 5310-K
66	B(76B,C)	8	390 2/B	1835	x	x		x			M	P	N	Orange △	2	★C6OZ 5310-G
66	B(76B)	8	390 2/B		x						M		A		2	r/b C8OZ 5310-K
66	B(76C)	8	390 2/B	1930	x						M		A	Brown △	2	★C6OZ 5310-H
66	B(76B,C)	8	390 2/B		x							P	A		2	r/b C8OZ 5310-K
66	B(76B,C)	8	390 2/B			x		x			M	P	A		2	
66	B(76B,C)-H/D	8	390 2/B	1760	x						M		N	Green ▲	2	★C6OZ 5310-P
66	B(76B)-H/D	8	390 2/B			x					M		N		2	r/b C8OZ 5310-K
66	B(76C)-H/D	8	390 2/B	1865		x					M		N	Lavender ▲	2	C6OZ 5310-M
66	B(76B,C)-H/D	8	390 2/B					x			M		N		2	
66	B(76B,C)-H/D	8	390 2/B		x	x		x				P	N		2	
66	B(76B,C)-H/D	8	390 2/B		x	x					M		A		2	
66	B(76B)-H/D	8	390 2/B		x							P	A		2	
66	B(76C)-H/D	8	390 2/B	1970	x							P	A	Gold ▲	2	★C6OZ 5310-L
66	B(76B,C)-H/D	8	390 2/B			x						P	A		2	r/b C6OZ 5310-M
66	B(76B,C)-H/D	8	390 2/B					x			M	P	A		2	
66	B(76B,C)	8	390 4/B	1835	x	x		x			M	P	N	Orange △	2	★C6OZ 5310-G
																r/b C8OZ 5310-K
66	B(76B,C)	8	390 4/B	1930	x	x		x			M	P	A	Brown △	2	★C6OZ 5310-H
																r/b C8OZ 5310-K
66	B(76B)-H/D	8	390 4/B	1760	x	x					M		N	Green ▲	2	★C6OZ 5310-P
																r/b C8OZ 5310-K
66	B(76C)-H/D	8	390 4/B	1865	x	x					M		N	Lavender ▲	2	C6OZ 5310-M
66	B(76B,C)-H/D	8	390 4/B					x			M		N		2	
66	B(76B,C)-H/D	8	390 4/B		x	x		x				P	N		2	
66	B(76B,C)-H/D	8	390 4/B		x	x					M		A		2	
66	B(76B,C)-H/D	8	390 4/B	1970	x	x						P	A	Gold ▲	2	★C6OZ 5310-L
66	B(76B,C)-H/D	8	390 4/B		x	x		x			M	P	A		2	r/b C6OZ 5310-M
66	B(76D)	8	390 4/B	1850	x	x		x			M	P	N	Green Orange ▲	2	C6OZ 5310-AE
66	B(76D)	8	390 4/B		x	x					M		A		2	
66	B(76D)	8	390 4/B	1965	x	x						P	A	Green Brown ▲	2	★C6OZ 5310-AF
66	B(76D)	8	390 4/B					x			M	P	A		2	r/b C6OZ 5310-M
66	B(76B,C,D)	8	427	1850		x					M	P	N	Green Orange ▲	2	C6OZ 5310-AE
66	B(76B,C,D)	8	427	1965		x					M	P	A	Green Brown ▲	2	★C6OZ 5310-AF
																r/b C6OZ 5310-M

● Recommended to be serviced in pairs only △ Daub ▲ Stripe

A - Air Conditioning M - Manual Steering N - Less Air Conditioning P - Power Steering

HALPERT_AUCTIONS

5310 - continued

1966 FRONT SPRING APPLICATION CHART

YEAR	MODEL	ENGINE CYL.	ENGINE C.I.D.	LOAD (LBS.)	TRANSMISSION 3/S	4/S	O/D	C6	C4	C/M	STRG. MANUAL	STRG. POWER	A/C	MARKINGS	QTY.	●PART NUMBER
"F" (MUSTANG) -- WITHOUT THERMACTOR - BEFORE 2/14/66																
66	F(63,65)	6	200	1279	x	x			x		M	P	N	Pink	2	★C5ZZ 5310-A
66	F(63,65)	6	200		x						M		A		2	r/b C5ZZ 5310-B
66	F(63,65)	6	200	1344		x			x		M		A	Green	2	C5ZZ 5310-B
66	F(63,65)	6	200		x	x			x			P	A		2	
66	F(63,65)-exc.Special	8	289	1413	x	x			x		M	P	N	Violet	2	★C5ZZ 5310-D
																r/b C5ZZ 5310-C
66	F(63,65)-exc.Special	8	289	1491	x	x			x		M	P	A	Gray	2	C5ZZ 5310-C
66	F(63,65)-H/D †	8	289	1413	x	x			x		M	P	N	Red	2	★C5ZZ 5310-F
																r/b C5ZZ 5310-E
66	F(63,65)-H/D †	8	289	1491	x	x			x		M	P	A	Brown	2	C5ZZ 5310-E
66	F(76)	6	200	1279	x						M		N	Pink	2	★ C5ZZ 5310-A
																r/b C5ZZ 5310-B
66	F(76)	6	200	1344		x			x		M		N	Green	2	C5ZZ 5310-B
66	F(76)	6	200		x	x			x			P	N		2	
66	F(76)	6	200		x						M		A		2	
66	F(76)	6	200	1413		x			x		M		A	Violet	2	★C5ZZ 5310-D
66	F(76)	6	200		x	x			x			P	A		2	r/b C5ZZ 5310-C
66	F(76)-exc.Special	8	289	1491	x	x			x		M	P	N	Gray	2	C5ZZ 5310-C
66	F(76)-exc.Special	8	289	1491	x	x			x		M	P	A	Gray	2	*C5ZZ 5310-C
66	F(76)-H/D †	8	289	1491	x	x			x		M	P	N	Brown	2	C5ZZ 5310-E
66	F(76)-H/D †	8	289	1491	x	x			x		M	P	A	Brown	2	*C5ZZ 5310-E
"F" (MUSTANG) -- WITHOUT THERMACTOR - FROM 2/14/66																
66	F(63,65)	6	200	1279	x	x			x		M	P	N	Pink	2	★C5ZZ 5310-A
66	F(63,65)	6	200		x						M		A		2	r/b C5ZZ 5310-B
66	F(63,65)	6	200	1344		x			x		M		A	Green	2	C5ZZ 5310-B
66	F(63,65)	6	200		x	x			x			P	A		2	
66	F(63,65)	8	289 2/B	1413	x	x			x		M	P	N	Violet	2	★C5ZZ 5310-D
																r/b C5ZZ 5310-C
66	F(63,65)	8	289 2/B	1490	x	x			x		M	P	A	Gray	2	C5ZZ 5310-C
66	F(63,65)-H/D	8	289 2/B	1413	x	x			x		M	P	N	Red	2	★C5ZZ 5310-F
																r/b C5ZZ 5310-E
66	F(63,65)-H/D	8	289 2/B	1491	x	x			x		M		A	Brown	2	C5ZZ 5310-E
66	F(63,65)	8	289 4/B	1413	x	x			x		M	P	N	Violet	2	★C5ZZ 5310-D
																r/b C5ZZ 5310-C
66	F(63,65)	8	289 4/B	1490	x	x			x		M	P	A	Gray	2	C5ZZ 5310-C
66	F(63,65)-H/D	8	289 4/B	1413	x	x			x		M	P	N	Red	2	★C5ZZ 5310-F
																r/b C5ZZ 5310-E
66	F(63,65)-H/D	8	289 4/B	1491	x	x			x		M	P	A	Brown	2	C5ZZ 5310-E
66	F(63,65)-Special	8	289 4/B	1413	x	x					M	P	N	Red	2	★C5ZZ 5310-F
																r/b C5ZZ 5310-E
66	F(63,65)-Special	8	289 4/B	1491	x	x					M	P	A	Brown	2	C5ZZ 5310-E
66	F(63,65)-GT	8	289 4/B	1413	x	x			x		M	P	N	Red	2	★C5ZZ 5310-F
																r/b C5ZZ 5310-E
66	F(63,65)-GT	8	289 4/B	1491	x	x			x		M	P	A	Brown	2	C5ZZ 5310-E

● Recommended to be serviced in pairs only † Standard on 289 Special * Used with C4DZ 5355-A Shim

A - Air Conditioning M - Manual Steering N - Less Air Conditioning P - Power Steering

COPYRIGHT © 1975 — FORD MOTOR COMPANY — DEARBORN, MICHIGAN

HALPERT_AUCTIONS

5310 - continued

1966 FRONT SPRING APPLICATION CHART

YEAR	MODEL	ENGINE CYL.	ENGINE C.I.D.	LOAD (LBS.)	TRANSMISSION 3/S	4/S	O/D	C6	C4	C/M	STRG. MANUAL	STRG. POWER	A/C	MARKINGS	QTY.	●PART NUMBER
					"F" (MUSTANG) -- WITHOUT THERMACTOR - FROM 2/14/66 - continued											
66	F(76)	6	200	1279	x						M		N	Pink	2	★C5ZZ 5310-A r/b C5ZZ 5310-B
66	F(76)	6	200	1344		x			x		M		N	Green	2	C5ZZ 5310-B
66	F(76)	6	200		x	x			x			P	N		2	
66	F(76)	6	200		x						M		A		2	
66	F(76)	6	200	1413	x							P	A	Violet	2	★C5ZZ 5310-D
66	F(76)	6	200			x			x		M	P	A		2	r/b C5ZZ 5310-C
66	F(76)	8	289 2/B	1490	x	x			x		M	P	N	Gray	2	C5ZZ 5310-C
66	F(76)	8	289 2/B		x	x			x		M	P	A		2	
66	F(76)-H/D	8	289 2/B	1491	x	x			x		M	P	N	Brown	2	C5ZZ 5310-E
66	F(76)-H/D	8	289 2/B		x	x			x		M	P	A		2	
66	F(76)	8	289 4/B	1490	x	x			x		M	P	N	Gray	2	C5ZZ 5310-C
66	F(76)	8	289 4/B		x	x			x		M	P	A		2	
66	F(76)-H/D	8	289 4/B	1491	x	x			x		M	P	N	Brown	2	C5ZZ 5310-E
66	F(76)-H/D	8	289 4/B		x	x			x		M	P	A		2	
66	F(76)-Special	8	289 4/B	1491	x	x					M	P	N	Brown	2	C5ZZ 5310-E
66	F(76)-Special	8	289 4/B		x	x					M	P	A		2	
66	F(76)-GT	8	289 4/B	1491	x	x			x		M	P	N	Brown	2	C5ZZ 5310-E
66	F(76)-GT	8	289 4/B		x	x			x		M	P	A		2	
					"F" (MUSTANG) -- WITH THERMACTOR - BEFORE 2/14/66											
66	F(63, 65)	6	200	1279	x	x			x		M	P	N	Pink	2	★C5ZZ 5310-A r/b C5ZZ 5310-B
66	F(63, 65)	6	200	1344	x	x			x		M		A	Green	2	C5ZZ 5310-B
66	F(63)	6	200		x	x			x			P	A		2	
66	F(65)	6	200		x	x						P	A		2	
66	F(65)	6	200	1413					x			P	A	Violet	2	★C5ZZ 5310-D r/b C5ZZ 5310-C
66	F(63, 65)	8	289 2/B	1413	x	x			x		M		N	Violet	2	★C5ZZ 5310-D
66	F(63)	8	289 2/B		x	x			x			P	N		2	r/b C5ZZ 5310-C
66	F(65)	8	289 2/B		x				x			P	N		2	
66	F(65)	8	289 2/B	1491		x						P	N	Gray	2	C5ZZ 5310-C
66	F(63, 65)	8	289 2/B		x	x			x		M	P	A		2	
66	F(63, 65)-H/D	8	289 2/B	1413	x	x			x		M		N	Red	2	★C5ZZ 5310-F
66	F(63)-H/D	8	289 2/B		x	x			x			P	N		2	r/b C5ZZ 5310-E
66	F(65)-H/D	8	289 2/B		x				x			P	N		2	
66	F(65)-H/D	8	289 2/B	1491		x						P	N	Brown	2	C5ZZ 5310-E
66	F(63, 65)-H/D	8	289 2/B		x	x			x		M	P	A		2	
66	F(63, 65)-exc.Special	8	289 4/B	1413	x	x			x		M		N	Violet	2	★C5ZZ 5310-D
66	F(63, 65)-exc.Special	8	289 4/B		x							P	N		2	r/b C5ZZ 5310-C
66	F(63, 65)-exc.Special	8	289 4/B	1491		x			x			P	N	Gray	2	C5ZZ 5310-C
66	F(63, 65)-exc.Special	8	289 4/B		x	x			x		M	P	A		2	
66	F(63,65)-H/D-exc. Special	8	289 4/B	1413	x	x			x		M		N	Red	2	★C5ZZ 5310-F
66	F(63,65)-H/D-exc. Special	8	289 4/B		x							P	N		2	r/b C5ZZ 5310-E
66	F(63,65)-H/D-exc. Special	8	289 4/B	1491		x			x			P	N	Brown	2	C5ZZ 5310-E
66	F(63,65)-H/D-exc. Special	8	289 4/B		x	x			x		M	P	A		2	

● Recommended to be serviced in pairs only

A - Air Conditioning M - Manual Steering N - Less Air Conditioning P - Power Steering

Halpert_Auctions

5310 - continued **1966 FRONT SPRING APPLICATION CHART**

YEAR	MODEL	ENGINE CYL.	ENGINE C.I.D.	LOAD (LBS.)	TRANSMISSION 3/S	4/S	O/D	C6	C4	C/M	STRG. MANUAL	STRG. POWER	A/C	MARKINGS	QTY.	●PART NUMBER
	"F" (MUSTANG) -- WITH THERMACTOR - BEFORE 2/14/66 - continued															
66	F(63, 65)-Special	8	289 4/B	1413	x	x					M		N	Red	2	★C5ZZ 5310-F
66	F(63)-Special	8	289 4/B		x							P	N		2	r/b C5ZZ 5310-E
66	F(65)-Special	8	289 4/B	1491	x							P	N	Brown	2	C5ZZ 5310-E
66	F(63, 65)-Special	8	289 4/B			x						P	N		2	
66	F(63, 65)-Special	8	289 4/B		x						M	P	A		2	
66	F(63)-Special	8	289 4/B			x					M	P	A		2	
66	F(65)-Special	8	289 4/B			x					M		A		2	
66	F(65)-Special	8	289 4/B	1491								P	A	Brown	2	*C5ZZ 5310-E
66	F(76)	6	200	1344	x	x			x		M		N	Green	2	C5ZZ 5310-B
66	F(76)	6	200		x	x						P	N		2	
66	F(76)	6	200	1413					x			P	N		2	★C5ZZ 5310-D
66	F(76)	6	200		x	x			x		M	P	A		2	r/b C5ZZ 5310-C
66	F(76)-exc.Special	8	289	1491	x	x			x		M	P	N	Gray	2	C5ZZ 5310-C
66	F(76)-exc.Special	8	289	1491	x	x			x		M	P	A	Gray	2	*C5ZZ 5310-C
66	F(76)-H/D †	8	289	1491	x	x			x		M	P	N	Brown	2	C5ZZ 5310-E
66	F(76)-H/D †	8	289	1491	x	x			x		M	P	A	Brown	2	*C5ZZ 5310-E
	"F" (MUSTANG)-- WITH THERMACTOR - FROM 2/14/66															
66	F(63, 65)	6	200	1279	x	x			x		M		N	Pink	2	★C5ZZ 5310-A
66	F(63, 65)	6	200		x	x						P	N		2	r/b C5ZZ 5310-B
66	F(63)	6	200						x			P	N		2	
66	F(65)	6	200	1344					x			P	N	Green	2	C5ZZ 5310-B
66	F(63, 65)	6	200		x	x					M	P	A		2	
66	F(63, 65)	6	200						x		M		A		2	
66	F(63)	6	200						x			P	A		2	
66	F(65)	6	200	1413					x			P	A	Violet	2	★C5ZZ 5310-D r/b C5ZZ 5310-C
66	F(63, 65)	8	289 2/B	1413	x	x			x		M		N	Violet	2	★C5ZZ 5310-D
66	F(63, 65)	8	289 2/B		x				x			P	N		2	r/b C5ZZ 5310-C
66	F(63)	8	289 2/B			x						P	N		2	
66	F(65)	8	289 2/B	1490		x						P	N	Gray	2	C5ZZ 5310-C
66	F(63, 65)	8	289 2/B		x	x			x		M	P	A		2	
66	F(63, 65)-H/D	8	289 2/B	1413	x	x			x		M		N	Red	2	★C5ZZ 5310-F
66	F(63, 65)-H/D	8	289 2/B		x				x			P	N		2	r/b C5ZZ 5310-E
66	F(63)-H/D	8	289 2/B			x						P	N		2	
66	F(65)-H/D	8	289 2/B	1491		x						P	N	Brown	2	C5ZZ 5310-E
66	F(63, 65)-H/D	8	289 2/B		x	x			x		M	P	A		2	
66	F(63, 65)	8	289 4/B	1413	x	x			x		M		N	Violet	2	★C5ZZ 5310-D
66	F(63, 65)	8	289 4/B		x							P	N		2	r/b C5ZZ 5310-C
66	F(63, 65)	8	289 4/B	1490		x			x			P	N	Gray	2	C5ZZ 5310-C
66	F(63, 65)	8	289 4/B		x	x			x		M	P	A		2	
66	F(63, 65)-H/D	8	289 4/B	1413	x	x			x		M		N	Red	2	★C5ZZ 5310-F
66	F(63, 65)-H/D	8	289 4/B		x							P	N		2	r/b C5ZZ 5310-E
66	F(63, 65)-H/D	8	289 4/B	1491		x			x			P	N	Brown	2	C5ZZ 5310-E
66	F(63, 65)-H/D	8	289 4/B		x	x			x		M	P	A		2	
66	F(63, 65)-Special	8	289 4/B	1413	x	x					M		N	Red	2	★C5ZZ 5310-F
66	F(63)-Special	8	289 4/B		x							P	N		2	r/b C5ZZ 5310-E
66	F(65)-Special	8	289 4/B	1491	x							P	N	Brown	2	C5ZZ 5310-E
66	F(63, 65)-Special	8	289 4/B			x						P	N		2	
66	F(63, 65)-Special	8	289 4/B		x	x					M	P	A		2	

• Recommended to be serviced in pairs only * Used with C4DZ 5355-A Shim † Standard on 289 Special
A - Air Conditioning M - Manual Steering N - Less Air Conditioning P - Power Steering

 COPYRIGHT © 1975 — FORD MOTOR COMPANY — DEARBORN, MICHIGAN

HALPERT_AUCTIONS

5310 - continued 1966 FRONT SPRING APPLICATION CHART

YEAR	MODEL		ENGINE CYL.	ENGINE C.I.D.	LOAD (LBS.)	TRANSMISSION 3/S	4/S	O/D	C6	C4	C/M	STRG. MANUAL	STRG. POWER	A/C	MARKINGS	QTY.	• PART NUMBER
"F" (MUSTANG)-- WITH THERMACTOR - FROM 2/14/66 - continued																	
66	F(63,65)-GT		8	289 4/B	1413	x	x			x		M		N	Red	2	★C5ZZ 5310-F
66	F(63,65)-GT		8	289 4/B		x							P	N		2	r/b C5ZZ 5310-E
66	F(63,65)-GT		8	289 4/B	1491		x			x			P	N	Brown	2	C5ZZ 5310-E
66	F(63,65)-GT		8	289 4/B		x	x			x		M	P	A		2	
66	F(76)		6	200	1344	x	x			x		M		N	Green	2	C5ZZ 5310-B
66	F(76)		6	200		x	x						P	N		2	
66	F(76)		6	200	1413					x			P	N	Violet	2	★C5ZZ 5310-D
66	F(76)		6	200		x	x			x		M	P	A		2	r/b C5ZZ 5310-C
66	F(76)		8	289 2/B	1490	x	x			x		M	P	N	Gray	2	C5ZZ 5310-C
66	F(76)		8	289 2/B		x	x			x		M	P	A		2	
66	F(76)-H/D		8	289 2/B	1491	x	x			x		M	P	N	Brown	2	C5ZZ 5310-E
66	F(76)-H/D		8	289 2/B		x	x			x		M	P	A		2	
66	F(76)		8	289 4/B	1490	x	x			x		M	P	N	Gray	2	C5ZZ 5310-C
66	F(76)		8	289 4/B		x	x			x		M	P	A		2	
66	F(76)-H/D		8	289 4/B	1491	x	x			x		M	P	N	Brown	2	C5ZZ 5310-E
66	F(76)-H/D		8	289 4/B		x	x			x		M	P	A		2	
66	F(76)-Special		8	289 4/B	1491	x	x					M	P	N	Brown	2	C5ZZ 5310-E
66	F(76)-Special		8	289 4/B		x	x					M	P	A		2	
66	F(76)-GT		8	289 4/B	1491	x	x			x		M	P	N	Brown	2	C5ZZ 5310-E
66	F(76)-GT		8	289 4/B		x	x			x		M	P	A		2	
"S" (THUNDERBIRD)																	
66	S	R.H.	8	390, 428	2310				x		x		P	N	Red	1	★C6SZ 5310-B
																	r/b C6SZ 5310-A
		L.H.			2410				x		x		P	N	Yellow	1	C6SZ 5310-A
66	S	R.H.	8	390, 428	2410				x		x		P	A	Yellow	1	C6SZ 5310-A
		L.H.			2510				x		x		P	A	Blue, Brown or Green	1	★C6SZ 5310-C
																	r/b C6SZ 5310-A
"U" (BRONCO)																	
66	U-exc. H/D	R.H.	6	170	739										Red ▲	1	C6TZ 5310-B
		L.H.			816										Blue ▲	1	C6TZ 5310-E
66	U-H/D	R.H.	6	170	816										Blue ▲	1	C6TZ 5310-E
		L.H.			1147										Green or Yellow Δ	1	C6TZ 5310-D
66	U-exc. H/D	R.H.	8	289	816										Blue ▲	1	C6TZ 5310-E
		L.H.			1147										Green or Yellow ▲	1	C6TZ 5310-D
66	U-H/D		8	289	1147										Green or Yellow ▲	2	C6TZ 5310-D
"X" (FALCON) -- WITHOUT THERMACTOR - BEFORE 10/1/65																	
66	X(54A, B)		6	170, 200	1310	x						M		N	Red ▲	2	★C6OZ 5310-R
																	r/b C6OZ 5310-J
66	X(54A, B)		6	170, 200	1400					x		M	P	N	Gold Δ	2	C6OZ 5310-J
66	X(54A, B)		6	170, 200		x							P	N		2	
66	X(54A, B)		6	170, 200		x						M	P	A		2	
66	X(54A, B)		6	170, 200						x		M		A		2	
66	X(54A, B)		6	170, 200	1490					x			P	A	Pink Δ	2	★C6OZ 5310-K
																	r/b C6OZ 5310-AC

• Recommended to be serviced in pairs only Δ Daub ▲ Stripe

A - Air Conditioning M - Manual Steering N - Less Air Conditioning P - Power Steering

HALPERT_AUCTIONS

5310 - continued

1966 FRONT SPRING APPLICATION CHART

YEAR	MODEL	ENGINE CYL.	ENGINE C.I.D.	LOAD (LBS.)	TRANSMISSION 3/S	4/S	O/D	C6	C4	C/M	STRG. MANUAL	STRG. POWER	A/C	MARKINGS		QTY.	●PART NUMBER
					"X" (FALCON) -- WITHOUT THERMACTOR - BEFORE 10/1/65 - continued												
66	X(54A, B)	8	289	1490	x	x			x		M		N	Green	△	2	C6OZ 5310-C
66	X(54A)	8	289		x							P	N			2	
66	X(54B)	8	289	1570	x							P	N	Red	△	2	★C6OZ 5310-D
66	X(54A, B)	8	289									P	N			2	r/b C6OZ 5310-C
66	X(54A, B)	8	289		x	x			x		M		A			2	
66	X(54A, B)	8	289		x				x			P	A			2	
66	X(54A)	8	289			x						P	A			2	
66	X(54B)	8	289	1655		x						P	A	Yellow	△	2	★C6OZ 5310-E
																	r/b C6OZ 5310-AC
66	X(62A, B)	6	170	1310	x						M		N	Red	▲	2	★C6OZ 5310-R
66	X(62A)	6	170		x							P	N			2	r/b C6OZ 5310-J
66	X(62B)	6	170	1400	x							P	N	Gold	△	2	C6OZ 5310-J
66	X(62A, B)	6	170						x		M	P	N			2	
66	X(62A, B)	6	170		x						M	P	A			2	
66	X(62A,B)	6	170						x		M		A			2	
66	X(62A, B)	6	170	1490					x			P	A	Pink	△	2	★C6OZ 5310-K
																	r/b C6OZ 5310-AC
66	X(62A, B)	6	200	1310	x						M		N	Red	▲	2	★C6OZ 5310-R
																	r/b C6OZ 5310-J
66	X(62C)	6	200	1400	x						M		N	Gold	△	2	C6OZ 5310-J
66	X(62A, B, C)	6	200						x		M	P	N			2	
66	X(62A, B, C)	6	200		x							P	N			2	
66	X(62A, B, C)	6	200		x						M		A			2	
66	X(62A, B)	6	200		x							P	A			2	
66	X(62A, B)	6	200						x		M		A			2	
66	X(62C)	6	200	1490	x							P	A	Pink	△	2	★C6OZ 5310-K
66	X(62C)	6	200						x		M		A			2	r/b C6OZ 5310-AC
66	X(62A, B, C)	6	200						x			P	A			2	
66	X(62A, B, C)	8	289	1490	x	x			x		M		N	Green	△	2	C6OZ 5310-C
66	X(62A, B)	8	289		x				x			P	N			2	
66	X(62C)	8	289	1570	x				x			P	N	Red	△	2	★C6OZ 5310-D
66	X(62A, B, C)	8	289			x						P	N			2	r/b C6OZ 5310-C
66	X(62A, B, C)	8	289		x	x			x		M		A			2	
66	X(62A, B, C)	8	289		x				x			P	A			2	
66	X(62A, B)	8	289			x						P	A			2	
66	X(62C)	8	289	1655		x						P	A	Yellow	△	2	★C6OZ 5310-E
																	r/b C6OZ 5310-AC
66	X(66A, B, D)	6	170	1240	x				x		M		N	Yellow	▲	2	★C6DZ 5310-A
66	X(66A, B, D)	6	170		x							P	N			2	r/b C6DZ 5310-C
66	X(66A)	6	170						x			P	N			2	
66	X(66B, D)	6	170	1325					x			P	N	Brown	▲	2	C6DZ 5310-C
66	X(66A, B, D)	6	170		x				x		M	P	A			2	
66	X(66A, B, D)	6	200	1240	x				x		M		N	Yellow	▲	2	★C6DZ 5310-A
66	X(66A, B, D)	6	200		x							P	N			2	r/b C6DZ 5310-C
66	X(66A, B, D)	6	200	1325					x			P	N	Brown	▲	2	C6DZ 5310-C
66	X(66A, B, D)	6	200		x				x		M	P	A			2	

● Recommended to be serviced in pairs only △ Daub ▲ Stripe

A - Air Conditioning M - Manual Steering N - Less Air Conditioning P - Power Steering

COPYRIGHT © 1975 — FORD MOTOR COMPANY — DEARBORN, MICHIGAN

HALPERT_AUCTIONS

5310 - continued

1966 FRONT SPRING APPLICATION CHART

YEAR	MODEL	ENGINE CYL.	ENGINE C.I.D.	LOAD (LBS.)	TRANSMISSION 3/S	4/S	O/D	C6	C4	C/M	STRG. MANUAL	STRG. POWER	A/C	MARKINGS	QTY.	● PART NUMBER
					''X'' (FALCON) -- WITHOUT THERMACTOR - BEFORE 10/1/65 - continued											
66	X(66A, B, D)	8	289 2/B	1410	x	x			x		M	P	N	Pink ▲	2	★C6DZ 5310-D
											M		A		2	r/b C6OZ 5310-C
66	X(66A)	8	289 2/B		x						M		A	Green △	2	C6OZ 5310-C
66	X(66B, D)	8	289 2/B	1490	x						M	P	A		2	
66	X(66A, B, D)	8	289 2/B			x			x			P	A		2	
66	X(66A, B, D)	8	289 2/B		x											
66	X(66A, B, D)	8	289 4/B	1410	x	x			x		M	P	N	Pink ▲	2	★C6DZ 5310-D r/b C6OZ 5310-C
66	X(66A, B, D)	8	289 4/B	1490	x	x			x		M	P	A	Green △	2	C6OZ 5310-C
66	X(71A, B)	6	200	1240	x				x		M		N	Yellow ▲	2	★C6DZ 5310-A
66	X(71A, B)	6	200		x							P	N		2	r/b C6DZ 5310-C
66	X(71A, B)	6	200	1325					x			P	N	Brown ▲	6	C6DZ 5310-C
66	X(71A, B)	6	200		x				x		M	P	A		2	
66	X(71A, B)	8	289	1410	x				x		M	P	N	Pink ▲	2	★C6DZ 5310-D r/b C6OZ 5310-C
66	X(71A, B)	8	289	1490	x				x		M	P	A	Green △	2	C6OZ 5310-C
					''X'' (FALCON) -- WITHOUT THERMACTOR - FROM 10/1/65 TO 2/14/66											
66	X(54A, B)	6	170	1310	x						M		N	Red ▲	2	★C6OZ 5310-R r/b C6OZ 5310-J
66	X(54A, B)	6	170	1400					x		M		N	Gold △	2	C6OZ 5310-J
66	X(54A, B)	6	170		x				x			P	N		2	
66	X(54A, B)	6	170		x				x		M		A		2	
66	X(54A, B)	6	170		x							P	A		2	
66	X(54A, B)	6	170	1490					x			P	A	Pink △	2	★C6OZ 5310-K r/b C6OZ 5310-AC
66	X(54A, B)	6	200	1400	x				x		M	P	N	Gold △	2	C6OZ 5310-J
66	X(54A, B)	6	200		x						M		A		2	
66	X(54A)	6	200						x		M		A		2	
66	X(54B)	6	200	1490					x		M		A	Pink △	2	★C6OZ 5310-K
66	X(54A, B)	6	200		x				x			P	A		2	r/b C6OZ 5310-AC
66	X(54A, B)	8	289	1490	x	x			x		M		N	Green △	2	C6OZ 5310-C
66	X(54A)	8	289		x							P	N		2	
66	X(54B)	8	289	1570	x							P	N	Red △	2	★C6OZ 5310-D
66	X(54A, B)	8	289			x			x			P	N		2	r/b C6OZ 5310-C
66	X(54A, B)	8	289		x	x			x		M		A		2	
66	X(54A, B)	8	289		x				x			P	A		2	
66	X(54A)	8	289			x						P	A		2	
66	X(54B)	8	289	1655		x						P	A	Yellow △	2	★C6OZ 5310-E r/b C6OZ 5310-AC
66	X(62A, B)	6	170	1310	x						M		N	Red ▲	2	★C6OZ 5310-R r/b C6OZ 5310-J
66	X(62A, B)	6	170	1400					x		M	P	N	Gold △	2	C6OZ 5310-J
66	X(62A, B)	6	170		x							P	N		2	
66	X(62A, B)	6	170		x				x		M		A		2	
66	X(62A, B)	6	170		x							P	A		2	
66	X(62A, B)	6	170	1490					x			P	A	Pink △	2	★C6OZ 5310-K r/b C6OZ 5310-AC

● Recommended to be serviced in pairs only △ Daub ▲ Stripe

A - Air Conditioning M - Manual Steering N - Less Air Conditioning P - Power Steering

HALPERT_AUCTIONS

5310 - continued

1966 FRONT SPRING APPLICATION CHART

YEAR	MODEL	ENGINE CYL.	ENGINE C.I.D.	LOAD (LBS.)	TRANSMISSION 3/S	4/S	O/D	C6	C4	C/M	STRG. MANUAL	STRG. POWER	A/C	MARKINGS	QTY.	●PART NUMBER
"X" (FALCON) -- WITHOUT THERMACTOR - FROM 10/1/65 TO 2/14/66 - continued																
66	X(62A, B)	6	200	1310	x						M		N	Red ▲	2	★C6OZ 5310-R
																r/b C6OZ 5310-J
66	X(62C)	6	200	1400	x						M		N	Gold △	2	C6OZ 5310-J
66	X(62A, B, C)	6	200						x		M	P	N		2	
66	X(62A, B, C)	6	200		x							P	N		2	
66	X(62A, B, C)	6	200		x						M		A		2	
66	X(62A, B)	6	200						x		M		A		2	
66	X(62A, B)	6	200		x							P	A		2	
66	X(62C)	6	200	1490					x		M		A	Pink △	2	★C6OZ 5310-K
66	X(62C)	6	200		x							P	A		2	r/b C6OZ 5310-AC
66	X(62A, B, C)	6	200							x		P	A		2	
66	X(62A, B, C)	8	289	1490	x	x			x		M		N	Green △	2	C6OZ 5310-C
66	X(62A, B)	8	289		x				x			P	N		2	
66	X(62C)	8	289	1570	x				x			P	N	Red △	2	★C6OZ 5310-D
66	X(62A, B, C)	8	289			x						P	N		2	r/b C6OZ 5310-C
66	X(62A, B, C)	8	289		x	x			x		M		A		2	
66	X(62A, B, C)	8	289		x				x			P	A		2	
66	X(62A, B)	8	289			x						P	A		2	
66	X(62C)	8	289	1655		x						P	A	Yellow △	2	★C6OZ 5310-E
																r/b C6OZ 5310-AC
66	X(66A, B, D)	6	170	1240	x				x		M		N	Yellow ▲	2	★C6DZ 5310-A
66	X(66A, B, D)	6	170		x							P	N		2	r/b C6DZ 5310-C
66	X(66A, B)	6	170						x			P	N		2	
66	X(66D)	6	170	1325					x			P	N	Brown △	2	C6DZ 5310-C
66	X(66A, B, D)	6	170		x				x		M	P	A		2	
66	X(66A, B, D)	6	200	1240	x				x		M		N	Yellow ▲	2	★C6DZ 5310-A
66	X(66A, B, D)	6	200		x							P	N		2	r/b C6DZ 5310-C
66	X(66A, B)	6	200							x		P	N		2	
66	X(66D)	6	200	1325					x			P	N	Brown △	2	C6DZ 5310-C
66	X(66A, B, D)	6	200		x				x		M	P	A		2	
66	X(66A, B, D)	8	289 2/B	1410	x	x			x		M	P	N	Pink ▲	2	★C6DZ 5310-D
66	X(66A, B)	8	289 2/B		x				x		M		A		2	r/b C6OZ 5310-C
66	X(66D)	8	289 2/B	1490	x				x		M		A	Green △	2	C6OZ 5310-C
66	X(66A, B, D)	8	289 2/B			x					M		A		2	
66	X(66A, B, D)	8	289 2/B		x	x			x			P	A		2	
66	X(66A, B, D)	8	289 4/B	1410	x	x			x		M	P	N	Pink ▲	2	★C6DZ 5310-D
66	X(66A, B)	8	289 4/B		x						M		A		2	r/b C6OZ 5310-C
66	X(66D)	8	289 4/B	1490	x						M		A	Green △	2	C6OZ 5310-C
66	X(66A, B, D)	8	289 4/B			x			x		M	P	A		2	
66	X(66A, B, D)	8	289 4/B		x							P	A		2	
66	X(71A, B)	6	200	1240	x				x		M		N	Yellow ▲	2	★C6DZ 5310-A
66	X(71A, B)	6	200		x							P	N		2	r/b C6DZ 5310-C
66	X(71A, B)	6	200	1325					x			P	N	Brown △	2	C6DZ 5310-C
66	X(71A, B)	6	200		x				x		M	P	A		2	
66	X(71A, B)	8	289	1410	x				x		M	P	N	Pink ▲	2	★C6DZ 5310-D
																r/b C6OZ 5310-C
66	X(71A, B)	8	289	1490	x				x		M	P	A	Green △	2	C6OZ 5310-C

● Recommended to be serviced in pairs only
△ Daub
▲ Stripe
A - Air Conditioning
M - Manual Steering
N - Less Air Conditioning
P - Power Steering

COPYRIGHT © 1975 — FORD MOTOR COMPANY — DEARBORN, MICHIGAN
FINAL ISSUE

HALPERT_AUCTIONS

5310 - continued

1966 FRONT SPRING APPLICATION CHART

YEAR	MODEL	ENGINE CYL.	ENGINE C.I.D.	LOAD (LBS.)	TRANSMISSION 3/S	4/S	O/D	C6	C4	C/M	STRG. MANUAL	STRG. POWER	A/C	MARKINGS	QTY.	●PART NUMBER
					"X" (FALCON) -- WITHOUT THERMACTOR - FROM 2/14/66											
66	X(54A, B)	6	170	1310	x						M		N	Red ▲	2	★C6OZ 5310-R
																r/b C6OZ 5310-J
66	X(54A, B)	6	170	1400					x		M		N	Gold △	2	C6OZ 5310-J
66	X(54A, B)	6	170		x				x			P	N		2	
66	X(54A, B)	6	170		x				x		M		A		2	
66	X(54A, B)	6	170		x							P	A		2	
66	X(54A, B)	6	170	1490					x			P	A	Pink △	2	★C6OZ 5310-K
																r/b C6OZ 5310-AC
66	X(54A, B)	6	200	1400	x				x		M	P	N	Gold △	2	C6OZ 5310-J
66	X(54A, B)	6	200		x						M		A		2	
66	X(54A)	6	200						x		M		A		2	
66	X(54B)	6	200	1490					x		M		A	Pink △	2	★C6OZ 5310-K
66	X(54A, B)	6	200		x				x			P	A		2	r/b C6OZ 5310-AC
66	X(54A, B)	8	289	1490	x	x			x		M		N	Green △	2	C6OZ 5310-C
66	X(54A)	8	289		x							P	N		2	
66	X(54B)	8	289	1570	x							P	N	Red △	2	★C6OZ 5310-D
66	X(54A, B)	8	289			x			x			P	N		2	r/b C6OZ 5310-C
66	X(54A, B)	8	289		x	x			x		M		A		2	
66	X(54A, B)	8	289		x				x			P	A		2	
66	X(54A)	8	289			x						P	A		2	
66	X(54B)	8	289	1655		x						P	A	Yellow △	2	★C6OZ 5310-E
																r/b C6OZ 5310-AC
66	X(62A, B)	6	170	1310	x						M		N	Red ▲	2	★C6OZ 5310-R
																r/b C6OZ 5310-J
66	X(62A, B)	6	170	1400					x		M	P	N	Gold △	2	C6OZ 5310-J
66	X(62A, B)	6	170		x							P	N		2	
66	X(62A, B)	6	170		x						M	P	A		2	
66	X(62A, B)	6	170						x		M		A		2	
66	X(62A, B)	6	170	1490					x			P	A	Pink △	2	★C6OZ 5310-K
																r/b C6OZ 5310-AC
66	X(62A, B)	6	200	1310	x						M		N	Red ▲	2	★C6OZ 5310-R
																r/b C6OZ 5310-J
66	X(62C)	6	200	1400	x						M		N	Gold △	2	C6OZ 5310-J
66	X(62A, B, C)	6	200						x		M		N		2	
66	X(62A, B, C)	6	200		x				x			P	N		2	
66	X(62A, B, C)	6	200		x						M		A		2	
66	X(62A, B)	6	200						x		M		A		2	
66	X(62A, B)	6	200		x							P	A		2	
66	X(62C)	6	200	1490					x		M		A	Pink △	2	★C6OZ 5310-K
66	X(62C)	6	200		x							P	A		2	r/b C6OZ 5310-AC
66	X(62A, B, C)	6	200						x			P	A		2	
66	X(62A, B, C,)	8	289	1490	x	x			x		M		N	Green △	2	C6OZ 5310-C
66	X(62A, B)	8	289		x				x			P	N		2	
66	X(62C)	8	289	1570	x				x			P	N	Red △	2	★C6OZ 5310-D
66	X(62A, B, C)	8	289			x						P	N		2	r/b C6OZ 5310-C
66	X(62A, B, C)	8	289		x	x			x		M		A		2	
66	X(62A, B, C)	8	289		x				x			P	A		2	
66	X(62A, B)	8	289			x						P	A		2	
66	X(62C)	8	289	1655		x						P	A	Yellow △	2	★C6OZ 5310-E
																r/b C6OZ 5310-AC

● Recommended to be serviced in pairs only △ Daub ▲ Stripe

A - Air Conditioning M - Manual Steering N - Less Air Conditioning P - Power Steering

HALPERT_AUCTIONS

5310 - continued

1966 FRONT SPRING APPLICATION CHART

YEAR	MODEL	ENGINE CYL.	ENGINE C.I.D.	LOAD (LBS.)	TRANSMISSION 3/S	4/S	O/D	C6	C4	C/M	STRG. MANUAL	STRG. POWER	A/C	MARKINGS	QTY.	● PART NUMBER
"X" (FALCON) -- WITHOUT THERMACTOR - FROM 2/14/66 - continued																
66	X(66A)	6	170	1240	x				x		M	P	N	Yellow ▲	2	★C6DZ 5310-A
																r/b C6DZ 5310-C
66	X(66A)	6	170	1325	x				x		M	P	A	Brown ▲	2	C6DZ 5310-C
66	X(66A, B, D)	6	200	1240	x				x		M		N	Yellow ▲	2	★C6DZ 5310-A
66	X(66A, B, D)	6	200		x							P	N		2	r/b C6DZ 5310-C
66	X(66A, B)	6	200						x			P	N		2	
66	X(66D)	6	200	1325					x			P	N	Brown ▲	2	C6DZ 5310-C
66	X(66A, B, D)	6	200		x				x		M	P	A		2	
66	X(66A, B, D)	8	289 2/B	1410	x	x			x		M	P	N	Pink ▲	2	★C6DZ 5310-D
66	X(66A, B)	8	289 2/B		x				x		M		A		2	r/b C6OZ 5310-C
66	X(66D)	8	289 2/B	1490	x				x		M		A	Green △	2	C6OZ 5310-C
66	X(66A, B, D)	8	289 2/B			x					M		A		2	
66	X(66A, B, D)	8	289 2/B		x				x			P	A		2	
66	X(66A, B, D)	8	289 4/B	1410	x	x			x		M	P	N	Pink ▲	2	★C6DZ 5310-D
66	X(66A, B)	8	289 4/B		x						M		A		2	r/b C6OZ 5310-C
66	X(66D)	8	289 4/B	1490	x						M		A	Green △	2	C6OZ 5310-C
66	X(66A, B, D)	8	289 4/B			x			x		M		A		2	
66	X(66A, B, D)	8	289 4/B		x	x			x			P	A		2	
66	X(71A, B)	6	200	1240	x				x		M		N	Yellow ▲	2	★C6DZ 5310-A
66	X(71A, B)	6	200		x							P	N		2	r/b C6DZ 5310-C
66	X(71A, B)	6	200	1325					x			P	N	Brown ▲	2	C6DZ 5310-C
66	X(71A, B)	6	200		x				x		M	P	A		2	
66	X(71A, B)-H/D	6	200	1310	x				x		M	P	N	Red ▲	2	★C6OZ 5310-R
66	X(71A, B)-H/D	6	200		x				x		M		A		2	r/b C6OZ 5310-J
66	X(71A, B)-H/D	6	200		x							P	A		2	
66	X(71A)-H/D	6	200						x			P	A		2	
66	X(71B)-H/D	6	200	1400					x			P	A	Gold △	2	C6OZ 5310-J
66	X(71A, B)	8	289	1410	x				x		M	P	N	Pink ▲	2	★C6DZ 5310-D
																r/b C6OZ 5310-C
66	X(71A, B)	8	289	1490	x				x		M	P	A	Green △	2	C6OZ 5310-C
66	X(71A, B)-H/D	8	289	1400	x				x		M	P	N	Gold △	2	C6OZ 5310-J
66	X(71A, B)-H/D	8	289	1490	x				x		M	P	A	Pink △	2	★C6OZ 5310-K
																r/b C6OZ 5310-AC
"X" (FALCON) -- WITH THERMACTOR - BEFORE 10/1/65																
66	X(54A, B)	6	170, 200	1400	x				x		M	P	N	Gold △	2	C6OZ 5310-J
66	X(54A, B)	6	170, 200		x						M		A		2	
66	X(54A, B)	6	170, 200	1490					x		M	P	A	Pink △	2	★C6OZ 5310-K
66	X(54A, B)	6	170, 200		x							P	A		2	r/b C6OZ 5310-AC
66	X(54A, B)	8	289	1490	x				x		M		N	Green △	2	C6OZ 5310-C
66	X(54A, B)	8	289	1570		x					M	P	N	Red △	2	★C6OZ 5310-D
66	X(54A, B)	8	289		x				x			P	N		2	r/b C6OZ 5310-C
66	X(54A, B)	8	289		x	x			x		M		A		2	
66	X(54A, B)	8	289	1655	x	x			x			P	A	Yellow △	2	★C6OZ 5310-E
																r/b C6OZ 5310-AC

● Recommended to be serviced in pairs only
△ Daub
▲ Stripe
A - Air Conditioning
M - Manual Steering
N - Less Air Conditioning
P - Power Steering

COPYRIGHT © 1975 — FORD MOTOR COMPANY — DEARBORN, MICHIGAN
FINAL ISSUE

HALPERT_AUCTIONS

5310 - continued

1966 FRONT SPRING APPLICATION CHART

YEAR	MODEL	ENGINE CYL.	ENGINE C.I.D.	LOAD (LBS.)	TRANSMISSION 3/S	4/S	O/D	C6	C4	C/M	STRG. MANUAL	STRG. POWER	A/C	MARKINGS		QTY.	●PART NUMBER
					"X" (FALCON) -- WITH THERMACTOR - BEFORE 10/1/65 - continued												
66	X(62A, B)	6	170	1310	x						M		N	Red	▲	2	★C6OZ 5310-R
																	r/b C6OZ 5310-J
66	X(62A, B)	6	170	1400					x		M	P	N	Gold	Δ	2	C6OZ 5310-J
66	X(62A, B)	6	170		x							P	N			2	
66	X(62A, B)	6	170		x						M	P	A			2	
66	X(62A, B)	6	170	1490					x		M	P	A	Pink	Δ	2	★C6OZ 5310-K
																	r/b C6OZ 5310-AC
66	X(62A, B, C)	6	200	1400	x				x		M	P	N	Gold	Δ	2	C6OZ 5310-J
66	X(62A, B, C)	6	200		x						M		A			2	
66	X(62A, B, C)	6	200	1490					x		M	P	A	Pink	Δ	2	★C6OZ 5310-K
66	X(62A, B, C)	6	200		x							P	A			2	r/b C6OZ 5310-AC
66	X(62A, B, C)	8	289	1490	x						M		N	Green	Δ	2	C6OZ 5310-C
66	X(62A, B)	8	289						x		M		N			2	
66	X(62A)	8	289			x					M		N			2	
66	X(62C)	8	289	1570					x		M		N	Red	Δ	2	★C6OZ 5310-D
66	X(62B, C)	8	289			x					M		N			2	r/b C6OZ 5310-C
66	X(62A, B, C)	8	289		x	x			x			P	N			2	
66	X(62A, B, C)	8	289		x	x			x		M		A			2	
66	X(62A, B)	8	289		x				x			P	A			2	
66	X(62C)	8	289	1655	x				x			P	A	Yellow	Δ	2	★C6OZ 5310-E
66	X(62A, B, C)	8	289			x						P	A			2	r/b C6OZ 5310-AC
66	X(66A, B, D)	6	170	1240	x						M		N	Yellow	▲	2	★C6DZ 5310-A
66	X(66A, B)	6	170						x		M		N			2	r/b C6DZ 5310-C
66	X(66A, B)	6	170		x							P	N			2	
66	X(66D)	6	170	1325					x		M		N	Brown	▲	2	C6DZ 5310-C
66	X(66D)	6	170		x							P	N			2	
66	X(66A, B, D)	6	170						x			P	N			2	
66	X(66A, B, D)	6	170		x						M	P	A			2	
66	X(66A, B, D)	6	170						x		M		A			2	
66	X(66A)	6	170						x			P	A			2	
66	X(66B, D)	6	170	1410					x			P	A	Pink	▲	2	★C6DZ 5310-D
																	r/b C6OZ 5310-C
66	X(66A, B, D)	6	200	1240	x						M		N	Yellow	▲	2	★C6DZ 5310-A
66	X(66A)	6	200						x		M		N			2	r/b C6DZ 5310-C
66	X(66A)	6	200		x							P	N			2	
66	X(66B, D)	6	200	1325					x		M		N	Brown	▲	2	C6DZ 5310-C
66	X(66B, D)	6	200		x							P	N			2	
66	X(66A, B, D)	6	200						x			P	N			2	
66	X(66A, B, D)	6	200		x						M	P	A			2	
66	X(66A, B, D)	6	200						x		M		A			2	
66	X(66A, B, D)	6	200	1410					x			P	A	Pink	▲	2	★C6DZ 5310-D
																	r/b C6OZ 5310-C
66	X(66A, B, D)	8	289 2/B	1410	x	x			x		M		N	Pink	▲	2	★C6DZ 5310-D
66	X(66A, B, D)	8	289 2/B		x				x			P	N			2	r/b C6OZ 5310-C
66	X(66A, B)	8	289 2/B			x						P	N			2	
66	X(66D)	8	289 2/B	1490		x						P	N	Green	Δ	2	C6OZ 5310-C
66	X(66A, B, D)	8	289 2/B		x	x			x		M	P	A			2	

● Recommended to be serviced in pairs only Δ Daub ▲ Stripe

A - Air Conditioning M - Manual Steering N - Less Air Conditioning P - Power Steering

HALPERT_AUCTIONS

5310 - continued **1966 FRONT SPRING APPLICATION CHART**

YEAR	MODEL	ENGINE CYL.	ENGINE C.I.D.	LOAD (LBS.)	TRANSMISSION 3/S	4/S	O/D	C6	C4	C/M	STRG. MANUAL	STRG. POWER	A/C	MARKINGS	QTY.	●PART NUMBER
					"X" (FALCON -- WITH THERMACTOR - BEFORE 10/1/65 - continued											
66	X(66A, B, D)	8	289 4/B	1410	x	x			x		M		N	Pink ▲	2	★C6DZ 5310-D
66	X(66A, B, D)	8	289 4/B		x							P	N		2	r/b C6OZ 5310-C
66	X(66A, B)	8	289 4/B						x			P	N		2	
66	X(66A)	8	289 4/B			x						P	N		2	
66	X(66D)	8	289 4/B	1490					x			P	N	Green △	2	C6OZ 5310-C
66	X(66B, D)	8	289 4/B			x						P	N		2	
66	X(66A, B, D)	8	289 4/B		x	x			x		M	P	A		2	
66	X(71A, B)	6	200	1240	x						M		N	Yellow ▲	2	★C6DZ 5310-A r/b C6DZ 5310-C
66	X(71A, B)	6	200	1325					x		M	P	N	Brown ▲	2	C6DZ 5310-C
66	X(71A, B)	6	200		x							P	N		2	
66	X(71A, B)	6	200		x						M	P	A		2	
66	X(71A, B)	6	200						x		M		A		2	
66	X(71A, B)	6	200	1410					x			P	A	Pink ▲	2	★C6DZ 5310-D r/b C6OZ 5310-C
66	X(71A, B)	8	289	1410	x				x		M	P	N	Pink ▲	2	★C6DZ 5310-D r/b C6OZ 5310-C
66	X(71A, B)	8	289	1490	x				x		M	P	A	Green △	2	C6OZ 5310-C
					"X" (FALCON) -- WITH THERMACTOR - FROM 10/1/65 TO 2/14/66											
66	X(54A, B)	6	170	1400	x				x		M	P	N	Gold △	2	C6OZ 5310-J
66	X(54A, B)	6	170		x						M		A		2	
66	X(54A, B)	6	170	1490					x		M	P	A	Pink △	2	★C6OZ 5310-K
66	X(54A, B)	6	170		x							P	A		2	r/b C6OZ 5310-AC
66	X(54A, B)	6	200	1400	x				x		M	P	N	Gold △	2	C6OZ 5310-J
66	X(54A)	6	200		x						M		A		2	
66	X(54B)	6	200	1490	x						M		A	Pink △	2	★C6OZ 5310-K
66	X(54A, B)	6	200		x							P	A		2	r/b C6OZ 5310-AC
66	X(54A, B)	6	200						x		M	P	A		2	
66	X(54A, B)	8	289	1490	x						M		N	Green △	2	C6OZ 5310-C
66	X(54A)	8	289						x		M		N		2	
66	X(54B)	8	289	1570					x		M		N	Red △	2	★C6OZ 5310-D
66	X(54A, B)	8	289			x					M	P	N		2	r/b C6OZ 5310-C
66	X(54A, B)	8	289		x				x			P	N		2	
66	X(54A, B)	8	289		x	x			x		M	A			2	
66	X(54A, B)	8	289	1655	x	x			x			P	A	Yellow △	2	★C6OZ 5310-E r/b C6OZ 5310-AC
66	X(62A)	6	170	1310	x						M		N	Red ▲	2	★C6OZ 5310-R r/b C6OZ 5310-J
66	X(62B)	6	170	1400	x						M		N	Gold △	2	C6OZ 5310-J
66	X(62A, B)	6	170						x		M	P	N		2	
66	X(62A, B)	6	170		x							P	N		2	
66	X(62A, B)	6	170		x						M	P	A		2	
66	X(62A, B)	6	170	1490					x		M	P	A	Pink △	2	★C6OZ 5310-K r/b C6OZ 5310-AC

● Recommended to be serviced in pairs only △ Daub ▲ Stripe

A - Air Conditioning M - Manual Steering N - Less Air Conditioning P - Power Steering

May, 1975

COPYRIGHT © 1975 — FORD MOTOR COMPANY — DEARBORN, MICHIGAN

FINAL ISSUE

HALPERT_AUCTIONS

5310 - continued

1966 FRONT SPRING APPLICATION CHART

YEAR	MODEL	ENGINE CYL.	ENGINE C.I.D.	LOAD (LBS.)	TRANSMISSION 3/S	4/S	O/D	C6	C4	C/M	STRG. MANUAL	STRG. POWER	A/C	MARKINGS	QTY.	●PART NUMBER
	"X" (FALCON) -- WITH THERMACTOR - FROM 10/1/65 TO 2/14/66 - continued															
66	X(62A, B, C)	6	200	1400	x				x		M	P	N	Gold △	2	C6OZ 5310-J
66	X(62A, B)	6	200		x						M		A		2	
66	X(62C)	6	200	1490	x						M		A	Pink △	2	★C6OZ 5310-K
66	X(62A, B, C)	6	200		x							P	A		2	r/b C6OZ 5310-AC
66	X(62A, B, C)	6	200						x		M	P	A		2	
66	X(62A, B)	8	289	1490	x				x		M		N	Green △	2	C6OZ 5310-C
66	X(62A)	8	289			x					M		N		2	
66	X(62C)	8	289	1410	x				x		M		N	Pink ▲	2	★C6OZ 5310-D
66	X(62B, C)	8	289			x					M		N		2	r/b C6OZ 5310-C
66	X(62A, B, C)	8	289		x	x			x			P	N		2	
66	X(62A, B, C)	8	289		x				x		M		A		2	
66	X(62A, B)	8	289			x					M		A		2	
66	X(62A, B)	8	289		x							P	A		2	
66	X(62A)	8	289						x			P	A		2	
66	X(62C)	8	289	1655	x							P	A	Yellow △	2	★C6OZ 5310-E
66	X(62B, C)	8	289						x			P	A		2	r/b C6OZ 5310- AC
66	X(62C)	8	289			x					M		A		2	
66	X(62A, B, C)	8	289			x						P	A		2	
66	X(66A, B, D)	6	170	1240	x						M	P	N	Yellow ▲	2	★C6DZ 5310-A
66	X(66A, B)	6	170						x		M		N		2	r/b C6DZ 5310-C
66	X(66D)	6	170	1325					x		M		N	Brown ▲	2	C6DZ 5310-C
66	X(66A, B, D)	6	170						x			P	N		2	
66	X(66A, B, D)	6	170		x						M	P	A		2	
66	X(66A, B, D)	6	170						x		M		A		2	
66	X(66A, B)	6	170						x			P	A		2	
66	X(66D)	6	170	1410					x			P	A	Pink ▲	2	★C6DZ 5310-D
																r/b C6OZ 5310-C
66	X(66A, B, D)	6	200	1240	x						M		N	Yellow ▲	2	★C6DZ 5310-A
66	X(66A, B)	6	200						x		M		N		2	r/b C6DZ 5310-C
66	X(66A, B)	6	200		x							P	N		2	
66	X(66D)	6	200	1325					x		M		N	Brown ▲	2	C6DZ 5310-C
66	X(66D)	6	200		x							P	N		2	
66	X(66A, B, D)	6	200		x				x		M		A		2	
66	X(66A, B, D)	6	200						x			P	N		2	
66	X(66A, B, D)	6	200		x							P	A		2	
66	X(66A, B)	6	200						x			P	A		2	
66	X(66D)	6	200	1410					x			P	A	Pink ▲	2	★C6DZ 5310-D
																r/b C6OZ 5310-C
66	X(66A, B, D)	8	289 2/B	1410	x	x			x		M		N	Pink ▲	2	★C6DZ 5310-D
66	X(66A, B, D)	8	289 2/B		x				x			P	N		2	r/b C6OZ 5310-C
66	X(66A, B)	8	289 2/B			x						P	N		2	
66	X(66D)	8	289 2/B	1325		x						P	N	Brown △	2	C6OZ 5310-C
66	X(66A, B, D)	8	289 2/B		x	x			x		M	P	A		2	
66	X(66A, B, D)	8	289 4/B	1410	x	x			x		M		N	Pink ▲	2	★C6DZ 5310-D
66	X(66A, B, D)	8	289 4/B		x				x			P	N		2	r/b C6OZ 5310-C
66	X(66A, B)	8	289 4/B			x						P	N		2	
66	X(66D)	8	289 4/B	1325		x						P	N	Brown ▲	2	C6OZ 5310-C
66	X(66A, B, D)	8	289 4/B		x	x			x		M	P	A		2	

● Recommended to be serviced in pairs only
△ Daub
▲ Stripe
A - Air Conditioning
M - Manual Steering
N - Less Air Conditioning
P - Power Steering

HALPERT_AUCTIONS

5310 - continued

1966 FRONT SPRING APPLICATION CHART

YEAR	MODEL	ENGINE CYL.	ENGINE C.I.D.	LOAD (LBS.)	TRANSMISSION 3/S	4/S	O/D	C6	C4	C/M	STRG. MANUAL	STRG. POWER	A/C	MARKINGS	QTY.	• PART NUMBER
"X" (FALCON) -- WITH THERMACTOR -FROM 10/1/65 TO 2/14/66 - continued																
66	X(71A, B)	6	200	1240	x						M		N	Yellow ▲	2	★C6DZ 5310-A
66	X(71A)	6	200						x		M		N		2	r/b C6DZ 5310-C
66	X(71B)	6	200	1325					x		M		N	Brown ▲	2	C6DZ 5310-C
66	X(71A, B)	6	200		x				x			P	N		2	
66	X(71A, B)	6	200		x				x		M		A		2	
66	X(71A, B)	6	200		x							P	A		2	
66	X(71A, B)	6	200	1410					x			P	A	Pink ▲	2	★C6DZ 5310-D
																r/b C6OZ 5310-C
66	X(71A, B)	8	289	1410	x				x		M	P	N	Pink ▲	2	★C6DZ 5310-D
66	X(71A, B)	8	289		x				x		M	P	A		2	r/b C6OZ 5310-C
"X" (FALCON) -- WITH THERMACTOR - FROM 2/14/66																
66	X(54A, B)	6	170	1400	x				x		M	P	N	Gold △	2	C6OZ 5310-J
66	X(54A, B)	6	170		x						M		A		2	
66	X(54A, B)	6	170	1490					x		M	P	A	Pink △	2	★C6OZ 5310-K
66	X(54A, B)	6	170		x							P	A		2	r/b C6OZ 5310-AC
66	X(54A, B)	6	200	1400	x				x		M	P	N	Gold △	2	C6OZ 5310-J
66	X(54A)	6	200		x						M		A		2	
66	X(54B)	6	200	1490	x						M		A	Pink △	2	★C6OZ 5310-K
66	X(54A, B)	6	200		x							P	A		2	r/b C6OZ 5310-AC
66	X(54A, B)	6	200						x		M	P	A		2	
66	X(54A, B)	8	289	1490	x						M		N	Green △	2	C6OZ 5310-C
66	X(54A)	8	289						x		M		N		2	
66	X(54B)	8	289	1570					x		M		N	Red △	2	★C6OZ 5310-D
66	X(54A, B)	8	289			x					M		N		2	r/b C6OZ 5310-C
66	X(54A, B)	8	289		x	x			x			P	N		2	
66	X(54A, B)	8	289		x	x			x		M		A		2	
66	X(54A, B)	8	289	1655	x	x			x			P	A	Yellow △	2	★C6OZ 5310-E
																r/b C6OZ 5310-AC
66	X(62A)	6	170	1760	x						M		N	Green ▲	2	★C6OZ 5310-R
																r/b C6OZ 5310-J
66	X(62B)	6	170	1400	x						M		N	Gold △	2	C6OZ 5310-J
66	X(62A, B)	6	170						x		M		N		2	
66	X(62A, B)	6	170		x				x			P	N		2	
66	X(62A, B)	6	170		x						M	P	A		2	
66	X(62A, B)	6	170	1490					x		M	P	A	Pink △	2	★C6OZ 5310-K
																r/b C6OZ 5310-AC
66	X(62A, B, C)	6	200	1400	x				x		M	P	N	Gold △	2	C6OZ 5310-J
66	X(62A, B)	6	200		x						M		A		2	
66	X(62C)	6	200	1490	x						M		A	Pink △	2	★C6OZ 5310-K
66	X(62A, B, C)	6	200		x							P	A		2	r/b C6OZ 5310-AC
66	X(62A, B, C)	6	200						x		M	P	A		2	
66	X(62A, B)	8	289	1490	x				x		M		N	Green △	2	C6OZ 5310-C
66	X(62A)	8	289			x					M		N		2	
66	X(62C)	8	289	1570	x				x		M		N	Red △	2	★C6OZ 5310-D
66	X(62B, C)	8	289			x					M		N		2	r/b C6OZ 5310-C
66	X(62A, B, C)	8	289		x	x			x			P	N		2	
66	X(62A, B, C)	8	289		x				x		M		A		2	
66	X(62A, B)	8	289			x					M		A		2	
66	X(62A, B)	8	289		x							P	A		2	
66	X(62A)	8	289						x			P	A		2	

• Recommended to be serviced in pairs only
△ Daub
▲ Stripe
A - Air Conditioning
M - Manual Steering
N - Less Air Conditioning
P - Power Steering

COPYRIGHT © 1975 — FORD MOTOR COMPANY — DEARBORN, MICHIGAN
FINAL ISSUE

HALPERT_AUCTIONS

5310 - continued 1966 FRONT SPRING APPLICATION CHART

YEAR	MODEL	ENGINE CYL.	ENGINE C.I.D.	LOAD (LBS.)	TRANSMISSION 3/S	4/S	O/D	C6	C4	C/M	STRG. MANUAL	STRG. POWER	A/C	MARKINGS	QTY.	•PART NUMBER
					"X" (FALCON) -- WITH THERMACTOR - FROM 2/14/66 - continued											
66	X(62C)	8	289	1655	x							P	A	Yellow △	2	★C6OZ 5310-E
66	X(62B, C)	8	289						x			P	A		2	r/b C6OZ 5310-AC
66	X(62C)	8	289			x					M		A		2	
66	X(62A, B, C)	8	289			x						P	A		2	
66	X(66A)	6	170	1240	x				x		M		N	Yellow ▲	2	★C6DZ 5310-A
66	X(66A)	6	170		x							P	N		2	r/b C6DZ 5310-C
66	X(66A)	6	170	1325					x			P	N	Brown ▲	2	C6DZ 5310-C
66	X(66A)	6	170		x				x		M	P	A		2	
66	X(66A, B, D)	6	200	1240	x						M		N	Yellow ▲	2	★C6DZ 5310-A
66	X(66A, B)	6	200						x		M		N		2	r/b C6DZ 5310-C
66	X(66A, B)	6	200		x						M		P		2	
66	X(66D)	6	200	1325					x		M		N	Brown ▲	2	C6DZ 5310-C
66	X(66D)	6	200		x							P	N		2	
66	X(66A, B, D)	6	200						x			P	N		2	
66	X(66A, B, D)	6	200		x						M	P	A		2	
66	X(66A, B, D)	6	200						x		M		A		2	
66	X(66A, B)	6	200						x			P	A		2	
66	X(66D)	6	200	1410					x			P	A	Pink ▲	2	★C6DZ 5310-D
																r/b C6OZ 5310-C
66	X(66A, B, D)	8	289 2/B	1410	x	x			x		M		N	Pink ▲	2	★C6DZ 5310-D
66	X(66A, B, D)	8	289 2/B		x				x			P	N		2	r/b C6OZ 5310-C
66	X(66A, B)	8	289 2/B			x						P	N		2	
66	X(66D)	8	289 2/B	1490		x						P	N	Green △	2	C6OZ 5310-C
66	X(66A, B, D)	8	289 2/B		x	x			x		M	P	A		2	
66	X(66A, B, D)	8	289 4/B	1410	x	x			x		M		N	Pink ▲	2	★C6DZ 5310-D
66	X(66A, B, D)	8	289 4/B		x				x			P	N		2	r/b C6OZ 5310-C
66	X(66A, B)	8	289 4/B			x						P	N		2	
66	X(66D)	8	289 4/B	1490		x						P	N	Green △	2	C6OZ 5310-C
66	X(66A, B, D)	8	289 4/B		x	x			x		M	P	A		2	
66	X(71A, B)	6	200	1240	x						M		N	Yellow ▲	2	★C6DZ 5310-A
66	X(71A)	6	200						x		M		N		2	r/b C6OZ 5310-C
66	X(71B)	6	200	1325					x		M		N	Brown ▲	2	C6DZ 5310-C
66	X(71A, B)	6	200		x				x			P	N		2	
66	X(71A, B)	6	200		x						M	P	A		2	
66	X(71A, B)	6	200						x		M		A		2	
66	X(71A, B)	6	200	1410					x			P	A	Pink ▲	2	★C6DZ 5310-D
																r/b C6OZ 5310-C
66	X(71A, B)-H/D	6	200	1310	x				x		M	P	N	Red ▲	2	★C6OZ 5310-R
66	X(71A, B)-H/D	6	200		x						M	P	A		2	r/b C6OZ 5310-J
66	X(71A, B)-H/D	6	200						x		M		A		2	
66	X(71A, B)-H/D	6	200	1400					x			P	A	Gold △	2	C6OZ 5310-J
66	X(71A, B)	8	289	1410	x				x		M	P	N	Pink ▲	2	★C6DZ 5310-D
																r/b C6OZ 5310-C
66	X(71A, B)	8	289	1490	x				x		M	P	A	Green △	2	C6OZ 5310-C
66	X(71A, B)-H/D	8	289	1400	x				x		M	P	N	Gold △	2	C6OZ 5310-J
66	X(71A, B)-H/D	8	289	1490	x				x		M	P	A	Pink △	2	★C6OZ 5310-K
																r/b C6OZ 5310-AC

• Recommended to be serviced in pairs only
△ Daub
▲ Stripe
A - Air Conditioning
M - Manual Steering
N - Less Air Conditioning
P - Power Steering

HALPERT_AUCTIONS

5310 SPRING (FRONT COIL)

HOW TO FIND 1967 FRONT SPRING PART NUMBERS

1) To determine Front Spring Part Number you must know:
   a) YEAR
   b) CAR LINE
   c) BODY TYPE
   d) ENGINE
   e) Whether SPRING required is STANDARD or HEAVY DUTY.
   f) TRANSMISSION
   g) Whether car is equipped with AIR CONDITIONING, POWER STEERING or BOTH.

2) Using this information, refer to the listing on the following pages.

3) Locate the appropriate Front Spring Code Number.

4) **Translate the Code Number into a Service Part Number by referring to the Cross Reference listing starting on page 1 of Section 53.**

   Read down to locate correct Code Number.
   Read across to locate Front Spring Part Number.
   (Color Identification, Normal Load, Number of Coils, Wire Diameter and Free Length are also listed).

EXAMPLE:
   a) Year 1967
   b) Car Line FORD
   c) Body Type 63B
   d) Engine 390-2V
   e) Spring Type STANDARD - R. H.
   f) Transmission C/M (Cruise-O-Matic)
   g) Additional Equipment P/S (Power Steering)

Front Spring Code Number listed is 95.

Part Number shown for Code 95 (Section 53 page 4) is C6AZ 5310-E.

BODY TYPE	TRANS.→	3/S				4/S				O/D				C/M				C4				C6							
	OPT-IONS →		A/C	P/S	A/C & P/S		A/C	P/S	A/C & P/S		A/C	P/S	A/C & P/S		A/C	P/S	A/C & P/S		A/C	P/S	A/C & P/S		A/C	P/S	A/C & P/S		A/C	P/S	A/C & P/S
	ENGINE	▲ FRONT SPRING CODE NUMBER																											
1967 "A" (FORD) -- STANDARD SPRINGS - WITHOUT THERMACTOR																													
54A (exc.P/C)	240	91	91	91	93					91	91	91	93					91	91	91	93								
54A (P/C)	240	3X	3Y	3X	3Y					3X	3Y	3X	3Y	3X	3Y	3X	3Y												
54A (exc.P/C)	289	91	93	91	93					91	93	91	94	91	93	91	94	91	93	91	93								
54A (P/C)	289	3X	3Y	3X	3Z					3X	3Y	3Y	3Z	3X	3Y	3Y	3Z												
54A (exc.P/C)	390-2	93	95	94	96									94	95	94	96					93	95	94	96				
54A (P/C)	390-2	3Y	4A	3Z	4A																	3Z	4A	3Z	4A				
54A (exc.P/C)	390-4	93	95	94	96	93	95	94	96													94	95	94	96				
54A (P/C)	390-4	96	4A	3Z	4A	3Z	4A	3Z	4A													3Z	4A	3Z	4A				
54A (exc.P/C)	428					93	95	94	96													94	95	94	96				
54A (P/C)	428					3Y	4A	3Z	4A													3Z	4A	3Z	4A				
54A	427-4					1D	1E	1D	1F																				
54A	427-8					1D	1E	1E	1F																				
54B (exc.P/C)	240	91	91	91	93					91	91	91	93					91	91	91	93								
54B (P/C)	240	3X	3Y	3X	3Y					3X	3Y	3X	3Y	3X	3Y	3X	3Y												
54B (exc.P/C)	289	91	93	91	93					91	93	91	93	91	93	91	94	91	93	91	93								
54B (P/C)	289	3X	3Y	3X	3Y					3X	3Y	3X	3X	3X	3Y	3Y	3Z												
54B (exc.P/C)	390-2	93	95	94	96									93	95	94	96					93	95	94	96				
54B (P/C)	390-2	3Y	3Z	3Z	4A																	3Y	4A	3Z	4A				
54B (exc.P/C)	390-4	93	95	94	95	93	95	94	96													93	95	94	96				
54B (P/C)	390-4	3Y	3Z	3Z	4A	3Y	4A	3Z	4A													3Z	4A	3Z	4A				
54B (exc.P/C)	428					93	95	94	95													93	95	94	96				
54B (P/C)	428					3Y	3Z	3Z	4A													3Z	4A	3Z	4A				

▲ Refer to Page 1 Section 53 to translate Code Number into Service Part Number.

COPYRIGHT © 1975 — FORD MOTOR COMPANY — DEARBORN, MICHIGAN
FINAL ISSUE

HALPERT_AUCTIONS

5310 - continued **1967 "A" (FORD) -- STANDARD SPRINGS - WITHOUT THERMACTOR - continued**

BODY TYPE	TRANS. →	3/S				4/S				O/D				C/M				C4				C6							
	OPT-IONS →		A/C	P/S	A/C & P/S		A/C	P/S	A/C & P/S		A/C	P/S	A/C & P/S		A/C	P/S	A/C & P/S		A/C	P/S	A/C & P/S		A/C	P/S	A/C & P/S		A/C	P/S	A/C & P/S
	ENGINE	▲ FRONT SPRING CODE NUMBER																											
54B	427-4					1D	1E	1D	1F																				
54B	427-8					1D	1E	1E	1F																				
54C	289													91	93	91	94	91	93	91	94								
54C	390-2	93	95	94	96									94	95	94	96					94	95	94	96				
54C	390-4					94	95	94	96													94	95	94	96				
54C	427					1D	1E	1E	1F																				
54C	428					93	95	94	96													94	95	94	96				
54E (exc.P/C)	240	91	91	91	93					91	91	91	93					91	91	91	93								
54E(P/C)	240	3X	3Y	3X	3Y					3X	3Y	3X	3Y	3X	3Y	3X	3Y												
54E (exc.P/C)	289	91	93	91	93					91	93	91	94	91	93	91	94	91	93	91	93								
54E(P/C)	289	3X	3Y	3X	3Z					3X	3Y	3Y	3Z	3X	3Y	3Y	3Z												
54E (exc.P/C)	390-2	93	95	94	96									94	95	94	96					93	95	94	96				
54E(P/C)	390-2	3Y	3Z	3Z	4A																	3Z	4A	3Z	4A				
54E (exc.P/C)	390-4	93	95	94	96	93	95	94	96													94	95	94	96				
54E(P/C)	390-4	3Y	4A	3Z	4A	3Y	4A	3Z	4A													3Z	4A	3Z	4A				
54E (exc.P/C)	428					93	95	94	96													93	95	94	96				
54E(P/C)	428					3Y	4A	3Z	4A													3Z	4A	3Z	4A				
54E	427-4					1D	1E	1D	1F																				
54E	427-8					1D	1E	1E	1F																				
57B	240	91	93	91	93					91	93	91	94					91	93	91	93								
57B	289	91	93	91	94					91	93	91	94	91	94	93	94	91	93	91	94								
57B	390-2	94	95	94	96									94	96	95	96					94	95	95	96				
57B	390-4	94	95	94	96	94	95	95	96													94	96	95	96				
57B	427					1D		1E																					
57B	428					94	95	94	96													94	96	95	96				
57F	289													91	94	93	95	91	94	93	94								
57F	390-2	94	96	95	96									94	96	95	97					94	96	95	96				
57F	390-4	94	96	95	96	94	96	95	96													94	96	95	97				
57F	427					1E	1F	1E	1F																				
57F	428					94	96	95	96													94	96	95	97				
62B (exc.P/C)	240	91	91	91	91					91	91	91	93					91	91	91	91								
62B(P/C)	240	3W	3Y	3X	3Y					3W	3Y	3X	3Y	3W	3Y	3X	3Y												
62B (exc.P/C)	289	91	91	91	93					91	91	91	93	91	93	91	93	91	91	91	93								
62B(P/C)	289	3X	3Y	3X	3Y					3X	3Y	3X	3Y	3X	3X	3Y	3X	3Y											
62B (exc.P/C)	390-2	93	94	93	95									93	95	94	95					93	95	94	95				
62B(P/C)	390-2	3Y	3Z	3Z	4A																	3Y	3Z	3Z	4A				
62B (exc.P/C)	390-4	93	94	94	95	93	95	94	95													93	95	94	95				
62B(P/C)	390-4	3Y	3Z	3Z	4A	3Y	3Z	3Z	4A													3Y	3Z	3Z	4A				
62B (exc.P/C)	428					93	95	94	95													93	95	94	95				
62B(P/C)	428					3Y	3Z	3Z	4A													3Y	3Z	3Z	4A				
62B	427-4					1D	1E	1D	1E																				
62B	427-8					1D	1E	1D	1F																				
62E (exc.P/C)	240	91	91	91	93					91	91	91	93					91	91	91	91								
62E(P/C)	240	3W	3Y	3X	3Y					3W	3Y	3X	3Y	3W	3Y	3X	3Y												
62E (exc.P/C)	289	91	91	91	93					91	91	91	93	91	93	91	93	91	91	91	93								
62E(P/C)	289	3X	3Y	3X	3Y					3X	3Y	3X	3Y	3X	3X	3Y	3X	3Y											
62E (exc.P/C)	390-2	93	94	94	95									93	95	94	95					93	95	94	95				
62E(P/C)	390-2	3Y	3Z	3Z	4A																	3Y	3Z	3Z	4A				
62E (exc.P/C)	390-4	93	95	94	95	93	95	94	95													93	95	94	95				
62E(P/C)	390-4	3Y	3Z	3Z	4A	3Y	3Z	3Z	4A													3Y	3Z	3Z	4A				
62E (exc.P/C)	428					93	95	94	95													93	95	94	95				
62E(P/C)	428					3Y	3Z	3Z	4A													3Y	3Z	3Z	4A				
62E	427-4					1D	1E	1D	1E																				
62E	427-8					1D	1E	1D	1F																				

▲ Refer to Page 1 Section 53 to translate Code Number into Service Part Number.

HALPERT_AUCTIONS

5310- continued — 1967 "A" (FORD) -- STANDARD SPRINGS - WITHOUT THERMACTOR - continued

BODY TYPE	TRANS.→	3/S				4/S				O/D				C/M				C4				C6							
	OPT-IONS →		A/C	P/S	A/C & P/S		A/C	P/S	A/C & P/S		A/C	P/S	A/C & P/S		A/C	P/S	A/C & P/S		A/C	F/S	A/C & P/S		A/C	P/S	A/C & P/S		A/C	P/S	A/C & P/S
	ENGINE	▲ FRONT SPRING CODE NUMBER																											
63B-RH	240	91	93	91	94					91	93	91	94					91	93	91	94								
63B-LH	240	91	91	91	93					91	91	91	93					91	91	91	93								
63B-RH	289	91	94	93	94					91	94	93	95	91	94	93	95	91	94	93	95								
63B-LH	289	91	93	91	93					91	93	91	94	91	93	91	94	91	93	91	93								
63B-RH	390-2	94	96	95	96									94	96	95	97					94	96	95	97				
63B-LH	390-2	93	95	94	95									93	95	94	96					93	95	94	96				
63B-RH	390-4	94	96	95	97	94	96	95	97													95	96	95	97				
63B-LH	390-4	93	95	94	96	93	95	94	96													94	95	94	96				
63B-RH	427-4					1E	1F	1E	1G																				
63B-LH	427-4					1D	1E	1D	1F																				
63B-RH	427-8					1E	1F	1F	1G																				
63B-LH	427-8					1D	1E	1E	1F																				
63B-RH	428					94	96	95	97													95	95	95	97				
63B-LH	428					93	95	94	96													95	97	97	97				
63C-RH	289									93	94	93	95	93	94	93	95	93	94	93	95								
63C-LH	289									91	93	91	94	91	93	91	94	91	93	91	94								
63C-RH	390-2	95	97	96	97									95	97	96	97					95	97	96	97				
63C-LH	390-2	94	96	95	96									94	96	95	96					94	96	95	96				
63C-RH	390-4					95	97	96	97													95	97	96	97				
63C-LH	390-4					94	96	95	96													94	96	95	96				
63C-RH	427-4					1E	1G	1F	1G																				
63C-LH	427-4					1D	1F	1E	1F																				
63C-RH	427-8					1F	1G	1F	1G																				
63C-LH	427-8					1E	1F	1E	1F																				
63C-RH	428					95	97	96	97													94	94	94	96				
63C-LH	428					94	96	95	96													94	96	96	96				
63J-RH	289									93	94	93	95	93	94	93	95	93	94	93	95								
63J-LH	289									91	93	91	94	91	94	91	94	91	93	91	94								
63J-RH	390-2	95	97	96	97									95	97	96	97					95	97	96	97				
63J-LH	390-2	94	96	95	96									94	96	95	96					94	96	95	96				
63J-RH	390-4					95	97	96	97													95	97	96	97				
63J-LH	390-4					94	96	95	96													94	96	95	96				
63J-RH	427-4					1E	1G	1F	1G																				
63J-LH	427-4					1D	1F	1E	1F																				
63J-RH	427-8					1F	1G	1F	1G																				
63J-LH	427-8					1E	1F	1E	1F																				
63J-RH	428					95	97	96	97													95	97	97	97				
63J-LH	428					94	96	95	96													94	96	96	96				
71A †	240	91	91	91	91					91	91	91	91					91	91	91	91								
71A #	240	1B	1B	1B	1B					1B	1B	1B	1B					1B	1B	1B	1B								
71A †	289	91	91	91	91					91	91	91	91	91	91	91	93	91	91	91	91								
71A #	289	1B	1B	1B	1D					1B	1B	1B	1D	1B	1B	1B	1D	1B	1B	1B	1D								
71A †	390-2	91	94	93	94									91	94	93	95					91	94	93	95				
71A #	390-2	1B	1D	1D	1D									1D	1D	1D	1E					1D	1D	1D	1E				
71A †	390-4	91	94	93	94																	91	94	93	95				
71A #	390-4	1B	1D	1D	1D																	1D	1D	1D	1E				
71A †	428																					91	94	93	95				
71A #	428																					1D	1D	1D	1E				
71B ◊	240	91	91	91	91					91	91	91	91					91	91	91	91								
71B Δ	240	1B	1B	1B	1B					1B	1B	1B	1B					1B	1B	1B	1B								
71B ††	240	3W	3X	3W	3X					3W	3X	3W	3X	3W	3X	3W	3Y												
71B ##	240	3W	3X	3W	3X					3W	3X	3W	3X	3W	3X	3W	3Y												

▲ Refer to Page 1 Section 53 to translate Code Number into Service Part Number.

† Before 11/1/66 †† P/C Before 11/1/66 ◊ Except P/C Before 11/1/66

From 11/1/66 ## P/C From 11/1/66 Δ Except P/C From 11/1/66

COPYRIGHT © 1975 — FORD MOTOR COMPANY — DEARBORN, MICHIGAN

HALPERT_AUCTIONS

5310 - continued — 1967 "A" (FORD) -- STANDARD SPRINGS - WITHOUT THERMACTOR - continued

BODY TYPE	TRANS→	3/S				4/S				O/D				C/M				C4				C6							
	OPT-IONS →		A/C	P/S	A/C & P/S		A/C	P/S	A/C & P/S		A/C	P/S	A/C & P/S		A/C	P/S	A/C & P/S		A/C	P/S	A/C & P/S		A/C	P/S	A/C & P/S		A/C	P/S	A/C & P/S
	ENGINE	▲ FRONT SPRING CODE NUMBER																											
71B ◊	289	91	91	91	91					91	91	91	91	91	91	91	91	91	91	91	91								
71B Δ	289	1B	1B	1B	1B					1B	1B	1B	1D	1B	1B	1B	1D	1B	1B	1B	1B								
71B ††	289	3W	3X	3W	3Y					3W	3X	3W	3Y	3W	3X	3X	3Y												
71B ##	289	3W	3X	3W	3Y					3W	3X	3W	3Y	3W	3X	3X	3Y												
71B ◊	390-2	91	93	91	94									91	94	93	94					91	94	93	94				
71B Δ	390-2	1B	1D	1D	1D									1B	1D	1D	1D					1B	1D	1D	1D				
71B(P/C)	390-2	3X	3Z	3Y	3Z																	3Y	3Z	3Y	3Z				
71B ◊	390-4	91	94	93	94																	91	94	93	94				
71B Δ	390-4	1B	1D	1D	1D																	1B	1D	1D	1D				
71B(P/C)	390-4	3Y	3Z	3Y	3Z																	3Y	3Z	3Y	3Z				
71B ◊	428																					91	94	93	94				
71B Δ	428																					1B	1D	1D	1D				
71B(P/C)	428																					3Y	3Z	3Y	3Z				
71C ◊	240	91	91	91	91					91	91	91	91					91	91	91	91								
71C Δ	240	1B	1B	1B	1B					1B	1B	1B	1B					1B	1B	1B	1B								
71C ††	240	3W	3X	3W	3Y					3W	3X	3W	3Y	3W	3X	3X	3Y												
71C ##	240	3W	3X	3W	3Y					3W	3X	3W	3Y	3W	3X	3X	3Y												
71C ◊	289	91	91	91	91					91	91	91	93	91	91	91	93	91	91	91	91								
71C Δ	289	1B	1B	1B	1D					1B	1B	1B	1D	1B	1B	1B	1D	1B	1B	1B	1D								
71C ††	289	3W	3X	3X	3Y					3W	3Y	3X	3Y	3W	3Y	3X	3Y												
71C ##	289	3W	3X	3X	3Y					3W	3Y	3X	3Y	3W	3Y	3X	3Y												
71C ◊	390-2	91	94	93	95									91	94	93	95					91	94	93	95				
71C Δ	390-2	1D	1D	1D	1E									1D	1D	1D	1E					1D	1D	1D	1E				
71C(P/C)	390-2	3Y	3Z	3Y	3Z																	3Y	3Z	3Y	3Z				
71C ◊	390-4	91	94	93	95																	93	94	93	95				
71C Δ	390-4	1D	1D	1D	1E																	1D	1D	1D	1E				
71C(P/C)	390-4	3Y	3Z	3Y	3Z																	3Y	3Z	3Y	3Z				
71C ◊	428																					91	94	93	95				
71C Δ	428																					1D	1D	1D	1E				
71C(P/C)	428																					3Y	3Z	3Y	3Z				
71D ◊	240	91	91	91	91					91	91	91	91					91	91	91	91								
71D Δ	240	1B	1B	1B	1B					1B	1B	1B	1B					1B	1B	1B	1B								
71D ††	240	3W	3X	3W	3X					3W	3X	3W	3X	3W	3X	3W	3X												
71D ##	240	3W	3X	3W	3X					3W	3X	3W	3X	3W	3X	3W	3X												
71D ◊	289	91	91	91	91					91	91	91	91	91	91	91	91	91	91	91	91								
71D Δ	289	1B	1B	1B	1B					1B	1B	1B	1B	1B	1B	1B	1D	1B	1B	1B	1B								
71D ††	289	3W	3X	3W	3Y					3W	3X	3W	3Y	3W	3X	3X	3Y												
71D ##	289	3W	3X	3W	3Y					3W	3X	3W	3Y	3W	3X	3X	3Y												
71D ◊	390-2	91	93	91	94									91	94	93	94					91	94	93	94				
71D Δ	390-2	1B	1D	1D	1D									1B	1D	1D	1D					1B	1D	1D	1D				
71D(P/C)	390-2	3X	3Z	3Y	3Z																	3Y	3Z	3Y	3Z				
71D ◊	390-4	91	94	91	94																	91	94	93	94				
71D Δ	390-4	1B	1D	1D	1D																	1B	1D	1D	1D				
71D(P/C)	390-4	3Y	3Z	3Y	3Z																	3Y	3Z	3Y	3Z				
71D ◊	428																					91	94	93	94				
71D Δ	428																					1B	1D	1D	1D				
71D(P/C)	428																					3Y	3Z	3Y	3Z				
71E †	240	91	91	91	91					91	91	91	91					91	91	91	91								
71E #	240	1B	1B	1B	1B					1B	1B	1B	1B					1B	1B	1B	1B								
71E †	289	91	91	91	91					91	91	91	91	91	91	91	91	91	91	91	91								
71E #	289	1B	1B	1B	1D					1B	1B	1B	1D	1B	1B	1B	1D	1B	1B	1B	1B								

▲ Refer to Page 1 Section 53 to translate Code Number into Service Part Number.

† Before 11/1/66 — †† P/C Before 11/1/66 — ◊ Except P/C Before 11/1/66

From 11/1/66 — ## P/C From 11/1/66 — Δ Except P/C From 11/1/66

HALPERT_AUCTIONS

5310 - continued — 1967 "A" (FORD) -- STANDARD SPRINGS - WITHOUT THERMACTOR - continued

BODY TYPE	TRANS.→	3/S				4/S				O/D				C/M				C4				C6							
	OPT-IONS →		A/C	P/S	A/C & P/S		A/C	P/S	A/C & P/S		A/C	P/S	A/C & P/S		A/C	P/S	A/C & P/S		A/C	P/S	A/C & P/S		A/C	P/S	A/C & P/S		A/C	P/S	A/C & P/S
	ENGINE	▲ FRONT SPRING CODE NUMBER																											
71E †	390-2	91	94	93	94									91	94	93	95					91	94	93	94				
71E #	390-2	1B	1D	1D	1D									1D	1D	1D	1E					1B	1D	1D	1D				
71E †	390-4	91	94	93	94																	91	94	93	95				
71E #	390-4	1B	1D	1D	1D																	1D	1D	1D	1E				
71E †	428																					91	94	93	95				
71E #	428																					1D	1D	1D	1E				
76A-RH	240	93	94	93	95					93	95	93	95					93	94	93	95								
76A-LH	240	91	93	91	94					91	94	91	94					91	93	91	94								
76A-RH	289	93	95	94	96					93	95	94	96	93	95	94	96	93	95	94	95								
76A-LH	289	91	94	93	95					91	94	93	95	91	94	93	95	91	94	93	94								
76A-RH	390-2	95	97	96	97									96	97	96	97					96	97	96	97				
76A-LH	390-2	94	96	95	97									95	96	95	97					95	96	95	97				
76A-RH	390-4	95	97	96	97	95	97	96	97													96	97	96	97				
76A-LH	390-4	94	96	95	97	94	96	95	97													95	96	95	97				
76A-RH	427					1F	1G	1F	1H																				
76A-LH	427					1E	1F	1E	1G																				
76A-RH	428					95	97	96	97													96	97	96	97				
76A-LH	428					94	96	95	97													95	96	95	97				
76B-RH	289																	94	95	94	96								
76B-LH	289																	93	94	93	95								
76B-RH	390-2																					96	97	97	97				
76B-LH	390-2																					95	97	96	97				
76B-RH	390-4					96	97	97	97													96	97	97	97				
76B-LH	390-4					95	97	96	97													95	97	96	97				
67B-RH	427-4					1F	1G	1G	1H																				
76B-LH	427-4					1E	1F	1F	1G																				
76B-RH	427-8					1F	1H	1G	1H																				
76B-LH	427-8					1E	1G	1F	1G																				
76B-RH	428					96	97	97	97													96	97	97	97				
76B-LH	428					95	97	96	97													95	97	96	97				

1967 "A" (FORD) -- HEAVY DUTY SPRINGS - WITHOUT THERMACTOR

54A *	240	1B	1D	1B	1D					1B	1D	1B	1D	1B	1D	1B	1D	1B	1D	1B	1D								
54A ‡	240	1B	1D	1B	1D					1B	1D	1B	1D	1B	1D	1B	1D	1B	1B	1B	1D								
54A	289	1B	1D	1B	1D					1B	1D	1B	1D	1B	1D	1B	1D	1B	1D	1B	1D								
54A *	390-2	1D	1E	1D	1E									1D	1E	1D	1F					1D	1E	1D	1F				
54A ‡	390-2	1D	1E	1D	1E									1D	1E	1D	1E					1D	1E	1D	1E				
54A *	390-4	1D	1E	1D	1E	1D	1E	1D	1E													1D	1E	1D	1F				
54A ‡	390-4	1D	1E	1D	1E	1D	1E	1D	1E													1D	1E	1D	1E				
54A *	428					1D	1E	1D	1E													1D	1E	1D	1F				
54A ‡	428					1D	1E	1D	1E													1D	1E	1D	1E				
54B *	240	1B	1D	1B	1D					1B	1D	1B	1D	1B	1D	1B	1D	1B	1B	1B	1D								
54B ‡	240	1B	1B	1B	1D					1B	1B	1B	1D	1B	1D	1B	1D	1B	1B	1B	1D								
54B	289	1B	1D	1B	1D					1B	1D	1B	1D	1B	1D	1B	1D	1B	1D	1B	1D								
54B	390-2	1D	1E	1D	1E									1D	1E	1D	1E					1D	1E	1D	1E				
54B *	390-4	1D	1E	1D	1E	1D	1E	1D	1E													1D	1E	1D	1F				
54B ‡	390-4	1D	1E	1D	1E	1D	1E	1D	1E													1D	1E	1D	1E				
54B	428					1D	1E	1D	1E													1D	1E	1D	1E				

▲ Refer to Page 1 Section 53 to translate Code Number into Service Part Number.

† "Before 11/1/66" # "From 11/1/66" * "Before 1/16/67" ‡ "From 1/16/67"

COPYRIGHT © 1975 — FORD MOTOR COMPANY — DEARBORN, MICHIGAN
FINAL ISSUE

HALPERT_AUCTIONS

5310 - continued 1967 "A" (FORD) -- HEAVY DUTY SPRINGS - WITHOUT THERMACTOR - continued

BODY TYPE	TRANS.→	3/S				4/S				O/D				C/M				C4				C6							
	OPT-IONS →		A/C	P/S	A/C & P/S		A/C	P/S	A/C & P/S		A/C	P/S	A/C & P/S		A/C	P/S	A/C & P/S		A/C	P/S	A/C & P/S		A/C	P/S	A/C & P/S		A/C	P/S	A/C & P/S
	ENGINE	▲ FRONT SPRING CODE NUMBER																											
54C *	289													1B	1D	1D	1D	1B	1D	1B	1D								
54C ‡	289													1B	1D	1B	1D	1A	1D	1B	1D								
54C *	390-2	1D	1E	1D	1E									1D	1E	1D	1F					1D	1E	1D	1F				
54C ‡	390-2	1D	1E	1D	1E									1D	1E	1D	1F					1D	1E	1D	1E				
54C *	390-4					1D	1E	1D	1F													1D	1E	1D	1F				
54C ‡	390-4					1D	1E	1D	1E													1D	1E	1D	1F				
54C *	428					1D	1E	1D	1F													1D	1E	1D	1F				
54C ‡	428					1D	1E	1D	1E													1D	1E	1D	1F				
54E *	240	1B	1D	1B	1D					1B	1D	1B	1D	1B	1D	1B	1D	1B	1D	1B	1D								
54E ‡	240	1B	1B	1B	1D					1B	1D	1B	1D	1B	1D	1B	1D	1B	1B	1B	1D								
54E *	289	1B	1D	1B	1D					1B	1D	1B	1D	1B	1D	1B	1D	1A	1D	1B	1D								
54E ‡	289	1B	1D	1B	1D					1B	1D	1B	1D	1B	1D	1B	1D	1B	1D	1B	1D								
54E *	390-2	1D	1E	1D	1E									1D	1E	1D	1F					1D	1E	1D	1E				
54E ‡	390-2	1D	1E	1D	1E									1D	1E	1D	1E					1D	1E	1D	1E				
54E *	390-4	1D	1E	1D	1E	1D	1E	1D	1E													1D	1E	1D	1F				
54E ‡	390-4	1D	1E	1D	1E	1D	1E	1D	1E													1D	1E	1D	1E				
54E *	428					1D	1E	1D	1E													1D	1E	1D	1F				
54E ‡	428					1D	1E	1D	1E													1D	1E	1D	1E				
57B	240	1B	1D	1B	1D					1B	1D	1B	1D	1B	1D	1B	1D	1B	1D	1B	1D								
57B *	289	1B	1D	1D	1D					1B	1D	1D	1D	1B	1D	1D	1D	1B	1D	1D	1D								
57B ‡	289	1B	1D	1B	1D					1B	1D	1D	1D	1B	1D	1D	1D	1B	1D	1B	1D								
57B	390-2	1D	1E	1D	1F									1D	1E	1D	1F					1D	1E	1D	1F				
57B *	390-4	1D	1E	1D	1F	1D	1E	1E	1F													1D	1E	1E	1F				
57B ‡	390-4	1D	1E	1D	1F	1D	1E	1D	1F													1D	1E	1E	1F				
57B *	428					1D	1E	1D	1F													1D	1E	1E	1F				
57B ‡	428					1D	1E	1D	1F													1D	1E	1D	1F				
57F *	289													1D	1D	1D	1E	1B	1D	1D	1D								
57F ‡	289													1B	1D	1D	1D	1B	1D	1D	1D								
57F	390-2													1D	1F	1E	1F					1D	1F	1E	1F				
57F *	390-4					1D	1F	1E	1F													1D	1F	1E	1F				
57F ‡	390-4					1D	1E	1E	1F													1D	1F	1E	1F				
57F *	428					1D	1F	1E	1F													1D	1F	1E	1F				
57F ‡	428					1D	1E	1E	1F													1D	1F	1E	1F				
62B	240	1B	1B	1B	1D					1B	1B	1B	1D	1B	1B	1B	1D	1B	1B	1B	1D								
62B *	289	1B	1D	1B	1D					1B	1D	1B	1D	1B	1D	1B	1D	1B	1D	1B	1D								
62B ‡	289	1B	1B	1B	1D					1B	1D	1B	1D	1B	1D	1B	1D	1B	1B	1B	1D								
62B *	390-2	1D	1D	1D	1E									1D	1E	1D	1E					1D	1E	1D	1E				
62B ‡	390-2	1D	1D	1D	1E									1D	1E	1D	1E					1D	1D	1D	1E				
62B *	390-4	1D	1D	1D	1E	1D	1E	1D	1E													1D	1E	1D	1E				
62B ‡	390-4	1D	1D	1D	1E	1D	1D	1D	1E													1D	1E	1D	1E				
62B *	428					1D	1E	1D	1E													1D	1E	1D	1E				
62B ‡	428					1D	1D	1D	1E													1D	1E	1D	1E				
62E *	240	1B	1B	1B	1D					1B	1B	1B	1D	1B	1D	1B	1D	1B	1B	1B	1D								
62E ‡	240	1B	1B	1B	1D					1B	1B	1B	1D	1B	1B	1B	1D	1B	1B	1B	1D								
62E *	289	1B	1D	1B	1D					1B	1D	1B	1D	1B	1D	1B	1D	1B	1D	1B	1D								
62E ‡	289	1B	1D	1B	1D					1B	1D	1B	1D	1B	1D	1B	1D	1B	1B	1B	1D								
62E	390-2	1D	1D	1D	1E									1D	1E	1D	1E					1D	1E	1D	1E				
62E *	390-4	1D	1E	1D	1E	1D	1E	1D	1E													1D	1E	1D	1E				
62E ‡	390-4	1D	1D	1D	1E	1D	1D	1D	1E													1D	1E	1D	1E				
62E *	428					1D	1E	1D	1E													1D	1E	1D	1E				
62E ‡	428					1D	1D	1D	1E													1D	1E	1D	1E				

▲ Refer to Page 1 Section 53 to translate Code Number into Service Part Number.

* "Before 1/16/67" ‡ "From 1/16/67"

HALPERT_AUCTIONS

5310 - continued 1967 "A" (FORD) -- HEAVY DUTY SPRINGS - WITHOUT THERMACTOR - continued

BODY TYPE	TRANS.→	3/S				4/S				O/D				C/M				C4				C6							
	OPT-IONS →		A/C	P/S	A/C & P/S		A/C	P/S	A/C & P/S		A/C	P/S	A/C & P/S		A/C	P/S	A/C & P/S		A/C	P/S	A/C & P/S		A/C	P/S	A/C & P/S		A/C	P/S	A/C & P/S
	ENGINE	▲ FRONT SPRING CODE NUMBER																											
63B-RH*	240	1B	1D	1D	1D					1B	1D	1D	1D	1B	1D	1D	1D	1B	1D	1D	1D								
63B-LH*	240	1B	1D	1B	1D					1B	1D	1B	1D	1B	1D	1B	1D	1B	1D	1B	1D								
63B ‡	240	1B	1B	1B	1D					1B	1B	1B	1D	1B	1B	1B	1D	1B	1B	1B	1D								
63B-RH*	289	1D	1D	1D	1E					1D	1D	1D	1E	1D	1D	1D	1E	1B	1D	1D	1E								
63B-LH*	289	1B	1D	1B	1D					1B	1D	1B	1D	1B	1D	1B	1D	1B	1D	1B	1D								
63B ‡	289	1B	1D	1B	1D					1B	1D	1B	1D	1B	1D	1B	1D	1B	1D	1B	1D								
63B-RH*	390-2	1D	1F	1E	1F									1E	1F	1E	1G					1E	1F	1E	1G				
63B-LH*	390-2	1D	1E	1D	1E									1D	1E	1D	1F					1D	1E	1D	1F				
63B ‡	390-2	1D	1D	1D	1E									1D	1E	1D	1E					1D	1E	1D	1E				
63B-RH*	390-4	1E	1F	1E	1F	1E	1F	1E	1F													1E	1F	1E	1G				
63B-LH*	390-4	1D	1E	1D	1E	1D	1E	1D	1E													1D	1E	1D	1F				
63B ‡	390-4	1D	1E	1D	1E	1D	1E	1D	1E													1D	1E	1D	1E				
63B-RH*	428					1E	1F	1E	1F													1E	1F	1F	1G				
63B-LH*	428					1D	1E	1D	1E													1D	1E	1E	1F				
63B ‡	428					1D	1E	1D	1E													1D	1E	1D	1E				
63C-RH*	289													1D	1E	1D	1E	1D	1E	1D	1E								
63C-LH*	289													1B	1D	1D	1D	1D	1D	1D	1D								
63C ‡	289																	1B	1D	1B	1D								
63C-RH*	390-2																					1E	1F	1F	1G				
63C-LH*	390-2																					1D	1E	1E	1F				
63C ‡	390-2																					1D	1E	1D	1F				
63C-RH*	390-4					1E	1F	1F	1G													1E	1G	1F	1G				
63C-LH*	390-4					1D	1E	1E	1F													1D	1F	1E	1F				
63C ‡	390-4					1D	1E	1D	1F													1D	1E	1D	1F				
63C-RH*	428					1E	1F	1F	1G													1E	1G	1F	1G				
63C-LH*	428					1D	1E	1E	1F													1D	1F	1E	1F				
63C ‡	428					1D	1E	1D	1F													1D	1E	1D	1F				
63J-RH*	289													1D	1E	1D	1E	1D	1E	1D	1E								
63J-LH*	289													1B	1D	1D	1D	1D	1D	1D	1D								
63J ‡	289													1B	1D	1D	1D	1B	1D	1B	1D								
63J-RH*	390-2	1E	1F	1F	1G									1E	1G	1F	1G					1E	1G	1F	1G				
63J-LH*	390-2	1D	1E	1E	1F									1D	1F	1E	1F					1D	1F	1E	1F				
63J ‡	390-2	1D	1E	1D	1F									1D	1E	1D	1F					1D	1E	1D	1F				
63J-RH*	390-4					1E	1F	1F	1G													1E	1G	1F	1G				
63J-LH*	390-4					1D	1E	1E	1F													1D	1F	1E	1F				
63J ‡	390-4					1D	1E	1D	1F													1D	1E	1D	1F				
63J-RH*	428					1E	1F	1F	1G													1E	1G	1F	1G				
63J-LH*	428					1D	1E	1E	1F													1D	1F	1E	1F				
63J ‡	428					1D	1E	1D	1F													1D	1E	1D	1F				
71A †	240	1B	1B	1B	1B					1B	1B	1B	1B	1B	1B	1B	1B	1B	1B	1B	1B								
71A #	240	91	91	91	91					91	91	91	91	91	91	91	91	91	91	91	91								
71A †	289	1B	1B	1B	1D					1B	1B	1B	1D	1B	1B	1B	1D	1B	1B	1B	1D								
71A #	289	91	91	91	91					91	91	91	91	91	91	91	93	91	91	91	91								
71A †	390-2	1B	1D	1D	1D									1D	1D	1D	1E					1D	1D	1D	1E				
71A #	390-2	91	94	93	94									91	94	93	95					91	94	93	95				
71A †	390-4	1B	1D	1D	1D																	1B	1D	1D	1E				
71A #	390-4	91	94	93	94																	91	94	93	95				
71A †	428																					1D	1D	1D	1E				
71A #	428																					91	94	93	95				
71B †	240	1B	1B	1B	1B					1B	1B	1B	1B	1B	1B	1B	1B	1B	1B	1B	1B								
71B #	240	91	91	91	91					91	91	91	91	91	91	91	91	91	91	91	91								

▲ Refer to Page 1 Section 53 to translate Code Number into Service Part Number.

* "Before 1/16/67" ‡ "From 1/16/67" † "Before 11/1/66" # "From 11/1/66"

COPYRIGHT © 1975 — FORD MOTOR COMPANY — DEARBORN, MICHIGAN

HALPERT_AUCTIONS

5310- continued — 1967 "A" (FORD) -- HEAVY DUTY SPRINGS - WITHOUT THERMACTOR - continued

BODY TYPE	TRANS.→	3/S				4/S				O/D				C/M				C4				C6							
	OPT-IONS →		A/C	P/S	A/C & P/S		A/C	P/S	A/C & P/S		A/C	P/S	A/C & P/S		A/C	P/S	A/C & P/S		A/C	P/S	A/C & P/S		A/C	P/S	A/C & P/S		A/C	P/S	A/C & P/S
	ENGINE	▲ FRONT SPRING CODE NUMBER																											
71B †	289	1B	1B	1B	1B					1B	1B	1B	1D	1B	1B	1B	1D	1B	1B	1B	1B								
71B #	289	91	91	91	91					91	91	91	91	91	91	91	91	91	91	91	91								
71B †	390-2	1B	1D	1D	1D									1B	1D	1D	1D					1B	1D	1D	1D				
71B #	390-2	91	93	91	94									91	94	93	94					91	94	93	94				
71B †	390-4	1B	1D	1D	1D																	1B	1D	1D	1D				
71B #	390-4	91	94	93	94																	91	94	93	94				
71B #	428																					91	94	93	94				
71B †	428																					1B	1D	1D	1D				
71C †	240	1B	1B	1B	1B					1B	1B	1B	1B	1B	1B	1B	1D	1B	1B	1B	1B								
71C #	240	91	91	91	91					91	91	91	91	91	91	91	91	91	91	91	91								
71C †	289	1B	1B	1B	1D					1B	1B	1B	1D	1B	1B	1B	1D	1B	1B	1B	1D								
71C #	289	91	91	91	91					91	91	91	93	91	91	91	93	91	91	91	91								
71C †	390-2	1D	1D	1D	1E									1D	1D	1D	1E					1D	1D	1D	1E				
71C #	390-2	91	94	93	95									91	94	93	95					91	94	93	95				
71C †	390-4	1D	1D	1D	1E																	1D	1D	1D	1E				
71C #	390-4	91	94	93	95																	93	94	93	95				
71C †	428																					1D	1D	1D	1E				
71C #	428																					91	94	93	95				
71D †	240	1B	1B	1B	1B					1B	1B	1B	1B	1B	1B	1B	1B	1B	1B	1B	1B								
71D #	240	91	91	91	91					91	91	91	91	91	91	91	91	91	91	91	91								
71D †	289	1B	1B	1B	1B					1B	1B	1B	1B	1B	1B	1B	1D	1B	1B	1B	1B								
71D #	289	91	91	91	91					91	91	91	91	91	91	91	91	91	91	91	91								
71D †	390-2	1B	1D	1D	1D									1B	1D	1D	1D					1B	1D	1D	1D				
71D #	390-2	91	93	91	94									91	94	93	94					91	94	93	94				
71D †	390-4	1B	1D	1D	1D																	1B	1D	1D	1D				
71D #	390-4	91	94	91	94																	91	94	93	94				
71D †	428																					1B	1D	1D	1D				
71D #	428																					91	94	93	94				
71E †	240	1B	1B	1B	1B					1B	1B	1B	1B	1B	1B	1B	1B	1B	1B	1B	1B								
71E #	240	91	91	91	91					91	91	91	91	91	91	91	91	91	91	91	91								
71E †	289	1B	1B	1B	1D					1B	1B	1B	1D	1B	1B	1B	1D	1B	1B	1B	1B								
71E #	289	91	91	91	91					91	91	91	91	91	91	91	91	91	91	91	91								
71E †	390-2	1B	1D	1D	1D									1D	1D	1D	1E					1D	1D	1C	1D				
71E #	390-2	91	94	93	94									91	94	93	95					91	94	93	94				
71E †	390-4	1E	1D	1D	1D																	1D	1D	1D	1E				
71E #	390-4	91	94	93	94																	91	94	93	95				
71E †	428																					1D	1D	1D	1E				
71E #	428																					91	94	93	95				
76A-RH*	240	1D	1E	1D	1E					1D	1E	1D	1E	1D	1E	1D	1E	1D	1E	1D	1E								
76A-LH*	240	1B	1D	1D	1D					1B	1D	1D	1D	1B	1D	1D	1D	1B	1D	1D	1D								
76A ‡	240	1B	1D	1B	1D					1B	1D	1B	1D	1B	1D	1D	1D	1B	1D	1B	1D								
76A-RH*	289	1D	1E	1D	1F					1D	1E	1D	1F	1D	1E	1D	1F	1D	1E	1D	1E								
76A-LH*	289	1D	1D	1D	1E					1D	1D	1D	1E	1D	1D	1D	1E	1D	1D	1D	1D								
76A ‡	289	1B	1D	1D	1D					1B	1D	1D	1D	1B	1D	1D	1D	1B	1D	1D	1D								
76A-RH*	390-2	1E	1G	1F	1G									1F	1G	1F	1G					1F	1G	1F	1G				
76A-LH*	390-2	1D	1F	1E	1F									1E	1F	1E	1F					1E	1F	1E	1F				
76A ‡	390-2	1D	1E	1E	1F									1D	1F	1E	1F					1D	1E	1E	1F				
76A-RH*	390-4	1E	1G	1F	1G	1E	1G	1F	1G													1F	1G	1F	1G				
76A-LH*	390-4	1D	1F	1E	1F	1D	1F	1E	1F													1E	1F	1E	1F				
76A ‡	390-4	1D	1E	1E	1F	1D	1E	1E	1F													1D	1F	1E	1F				
76A-RH*	428					1E	1G	1F	1G													1F	1G	1F	1G				
76A-LH*	428					1D	1F	1E	1F													1E	1F	1E	1F				
76A ‡						1D	1E	1E	1F													1D	1F	1E	1F				

▲ Refer to Page 1 Section 53 to translate Code Number into Service Part Number.

† "Before 11/1/66" # "From 11/1/66" * "Before 1/16/67" ‡ "From 1/16/67"

HALPERT_AUCTIONS

5310 - continued — 1967 "A" (FORD) -- HEAVY DUTY SPRINGS - WITHOUT THERMACTOR - continued

BODY TYPE	TRANS. →	3/S				4/S				O/D				C/M				C4				C6							
	OPT-IONS →		A/C	P/S	A/C & P/S		A/C	P/S	A/C & P/S		A/C	P/S	A/C & P/S		A/C	P/S	A/C & P/S		A/C	P/S	A/C & P/S		A/C	P/S	A/C & P/S		A/C	P/S	A/C & P/S
	ENGINE	▲ FRONT SPRING CODE NUMBER																											
76B-RH*	289																	1D	1E	1E	1F								
76B-LH*	289																	1D	1D	1D	1E								
76B ‡	289																	1D	1D	1D	1E								
76B-RH*	390-2																					1F	1G	1G	1H				
76B-LH*	390-2																					1E	1F	1F	1G				
76B ‡	390-2																					1E	1F	1E	1F				
76B-RH*	390-4					1F	1G	1G	1H													1F	1G	1G	1H				
76B-LH*	390-4					1E	1F	1F	1G													1E	1F	1F	1G				
76B ‡	390-4					1E	1F	1E	1F													1E	1F	1E	1G				
76B-RH*	428					1F	1G	1F	1H													1F	1G	1G	1H				
76B-LH*	428					1E	1F	1E	1G													1E	1F	1F	1G				
76B ‡	428					1E	1F	1E	1F													1E	1F	1E	1F				

1967 "A" (FORD) -- EXTRA HEAVY DUTY SPRINGS - WITHOUT THERMACTOR

54A	390-2	3Y	4A	3Z	4A									3Z	4A	3Z	4A					3Z	4A	3Z	4A				
54A	390-4	3Y	4A	3Z	4A	3Z	4A	3Z	4A													3Z	4A	3Z	4A				
54A	428					3Y	4A	3Z	4A													3Z	4A	3Z	4A				
54B	390-2	3Y	3Z	3Z	4A									3Z	4A	3Z	4A					3Y	4A	3Z	4A				
54B	390-4	3Y	3Z	3Z	4A	3Y	4A	3Z	4A													3Z	4A	3Z	4A				
54B	428					3Y	3Z	3Z	4A													3Z	4A	3Z	4A				
54C	390-2	3Z	4A	3Z	4A									3Z	4A	3Z	4A					3Z	4A	3Z	4A				
54C	390-4					3Z	4A	3Z	4A													3Z	4A	3Z	4A				
54C	428					3Z	4A	3Z	4A													3Z	4A	3Z	4A				
54E	390-2	3Y	3Z	3Z	4A									3Z	4A	3Z	4A					3Z	4A	3Z	4A				
54E	390-4	3Y	4A	3Z	4A	3Y	4A	3Z	4A													3Z	4A	3Z	4A				
54E	428					3Y	4A	3Z	4A													3Z	4A	3Z	4A				
57B	390-2	3Z	4A	3Z	4A									3Z	4A	3Z	4A					3Z	4A	3Z	4A				
57B	390-4	3Z	4A	3Z	4A	3Z	4A	3Z	4A													3Z	4A	3Z	4A				
57B	428					97	97	97	97													97	97	97	97				
57F	390-2	3Z	4A	3Z	4A									3Z	4A	4A	4A					3Z	4A	4A	4A				
57F	390-4					3Z	4A	4A	4A													3Z	4A	4A	4A				
57F	428					97	97	97	97													97	97	98	97				
62B, E	390-2	3Y	3Z	3Z	4A									3Y	3Z	3Z	4A					3Y	3Z	3Z	4A				
62B, E	390-4	3Y	3Z	3Z	4A	3Y	3Z	3Z	4A													3Y	3Z	3Z	4A				
62B, E	428					3Y	3Z	3Z	4A													3Y	3Z	3Z	4A				
63B	390-2	3Y	4A	3Z	4A									3Z	4A	3Z	4A					3Z	4A	3Z	4A				
63B	390-4	3Y	4A	3Z	4A	3Z	4A	3Z	4A													3Z	4A	3Z	4A				
63B	428					3Y	4A	3Z	4A													3Z	4A	3Z	4A				
63C	390-2																					3Z	4A	3Z	4A				
63C	390-4					3Z	4A	3Z	4A													3Z	4A	3Z	4A				
63C	428					3Z	4A	3Z	4A													3Z	4A	3Z	4A				
63J	390-2	3Z	4A	3Z	4A									3Z	4A	4A	4A					3Z	4A	3Z	4A				
63J	390-4					3Z	4A	3Z	4A													3Z	4A	4A	4A				
63J	428					3Z	4A	3Z	4A													3Z	4A	4A	4A				
71A, B	390-2	3Y	3Z	3Y	3Z									3Y	3Z	3Y	3Z					3Y	3Z	3Y	3Z				
71A, B	390-4	3Y	3Z	3Y	3Z																	3Y	3Z	3Y	3Z				
71A, B	428																					3Y	3Z	3Y	3Z				
71C, D, E	390-2	3Y	3Z	3Y	3Z									3Y	3Z	3Y	3Z					3Y	3Z	3Y	3Z				
71C, D, E	390-4	3Y	3Z	3Y	3Z																	3Y	3Z	3Y	3Z				
71C, D, E	428																					3Y	3Z	3Y	3Z				

▲ Refer to Page 1 Section 53 to translate Code Number into Service Part Number.

* "Before 1/16/67" ‡ "From 1/16/67"

COPYRIGHT © 1975 — FORD MOTOR COMPANY — DEARBORN, MICHIGAN
FINAL ISSUE

HALPERT_AUCTIONS

5310 - continued 1967 "A" (FORD) -- EXTRA HEAVY DUTY SPRINGS - WITHOUT THERMACTOR - continued

BODY TYPE	TRANS. →	3/S				4/S				O/D				C/M				C4				C6							
	OPT-IONS →		A/C	P/S	A/C & P/S		A/C	P/S	A/C & P/S		A/C	P/S	A/C & P/S		A/C	P/S	A/C & P/S		A/C	P/S	A/C & P/S		A/C	P/S	A/C & P/S		A/C	P/S	A/C & P/S
	ENGINE	▲ FRONT SPRING CODE NUMBER																											
76A	390-2	3Z	4A	4A	4A									3Z	4A	4A	4A					3Z	4A	4A	4A				
76A	390-4	3Z	4A	4A	4A	3Z	4A	4A	4A													3Z	4A	4A	4A				
76A	428					3Z	4A	4A	4A													3Z	4A	4A	4A				
76B	390-2																					4A	4A	4A	4A				
76B	390-4					4A	4A	4A	4A													4A	4A	4A	4A				
76B	428					4A	4A	4A	4A													4A	4A	4A	4A				

1967 "A" (FORD) -- STANDARD SPRINGS - WITH THERMACTOR

54A (exc.P/C)	240	91	93	91	93					91	93	91	93					91	93	91	93								
54A(P/C)	240	3X	3Y	3X	3Y					3X	3Y	3X	3Z	3X	3Y	3Y	3Z												
54A (exc.P/C)	289	91	93	91	94					91	93	91	94	91	93	91	94	91	93	91	94								
54A(P/C)	289	3X	3Y	3Y	3Z					3X	3Y	3Y	3Z	3X	3Z	3Y	3Z												
54A (exc.P/C)	390-4	94	95	94	96	94	95	94	96													94	95	95	96				
54A(P/C)	390-4	3Z	4A	3Z	4A	3Z	4A	3Z	4A													3Z	4A	3Z	4A				
54A (exc.P/C)	428					94	95	94	96													94	95	94	96				
54A(P/C)	428					3Z	4A	3Z	4A													3Z	4A	3Z	4A				
54A	390-2	94	95	94	96									94	95	95	96					94	95	94	96				
54A	427-4					1D	1E	1E	1F																				
54A	427-8					1D	1F	1E	1F																				
54B (exc.P/C)	240	91	91	91	93					91	93	91	93					91	91	91	93								
54B(P/C)	240	3X	3Y	3X	3Y					3X	3Y	3X	3Y	3X	3Y	3X	3Z												
54B (exc.P/C)	289	91	93	91	94					91	93	91	94	91	93	91	94	91	93	91	94								
54B(P/C)	289	3X	3Y	3Y	3Z					3X	3Y	3Y	3Z	3X	3Y	3Y	3Z												
54B (exc.P/C)	390-2	93	95	94	96									94	95	94	96					94	95	94	96				
54B(P/C)	390-2	3Z	4A	3Z	4A																	3Z	4A	3Z	4A				
54B (exc.P/C)	390-4	94	95	94	96	94	95	94	96													94	95	94	96				
54B(P/C)	390-4	3Z	4A	3Z	4A	3Z	4A	3Z	4A													3Z	4A	3Z	4A				
54B (exc.P/C)	428					94	95	94	96													94	95	94	96				
54B(P/C)	428					3Z	4A	3Z	4A													3Z	4A	3Z	4A				
54B	427-4					1D	1E	1E	1F																				
54B	427-8					1D	1F	1E	1F																				
54C	289	91	93	91	94					91	93	91	94	91	93	91	94	91	93	91	94								
54C	390-2	94	95	94	96									94	96	96	96					94	95	96	96				
54C	390-4					94	95	94	96													94	96	95	96				
54C	427					1D	1F	1E	1F																				
54C	428					94	95	94	96													94	95	95	96				
54E (exc.P/C)	240	91	93	91	93					91	93	91	93					91	91	91	93								
54E(P/C)	240	3X	3Y	3X	3Y					3X	3Y	3X	3Y	3X	3Y	3Y	3Z												
54E (exc.P/C)	289	91	93	91	94					91	93	91	94	91	93	91	94	91	93	91	94								
54E(P/C)	289	3X	3Y	3Y	3Z					3X	3Y	3Y	3Z	3X	3Y	3Y	3Z												
54E (exc.P/C)	390-2	94	95	94	96									94	95	94	96					94	95	94	96				
54E(P/C)	390-2	3Z	4A	3Z	4A																	3Z	4A	3Z	4A				
54E (exc.P/C)	390-4	94	95	94	96	94	95	94	96													94	95	94	96				
54E(P/C)	390-4	3Z	4A	3Z	4A	3Z	4A	3Z	4A													3Z	4A	3Z	4A				
54E (exc.P/C)	428					94	95	94	96													94	95	94	96				
54E(P/C)	428					3Z	4A	3Z	4A													3Z	4A	3Z	4A				
54E	427-4					1D	1E	1E	1F																				
54E	427-8					1D	1F	1E	1F																				
57B	240	91	93	91	94					91	93	91	94					91	93	91	94								
57B	289	91	94	93	94					91	94	93	94	91	94	93	94	91	93	91	94								
57B	390-2	94	96	95	96									94	96	95	96					94	96	95	96				
57B	390-4	94	96	95	96	94	96	95	96													94	96	95	96				
57B	427-4					1D	1F	1E	1F																				
57B	427-8					1E	1F	1E	1F																				
57B	428					94	96	95	96													94	96	95	96				

▲ Refer to Page 1 Section 53 to translate Code Number into Service Part Number.

HALPERT_AUCTIONS

5310 - continued — 1967 "A" (FORD) -- STANDARD SPRINGS - WITH THERMACTOR - continued

BODY TYPE	TRANS.→	3/S				4/S				O/D				C/M				C4				C6							
	OPT-IONS →		A/C	P/S	A/C & P/S		A/C	P/S	A/C & P/S		A/C	P/S	A/C & P/S		A/C	P/S	A/C & P/S		A/C	P/S	A/C & P/S		A/C	P/S	A/C & P/S		A/C	P/S	A/C & P/S
	ENGINE	▲ FRONT SPRING CODE NUMBER																											
57F	289													93	94	93	95	91	94	93	95								
57F	390-2	94	96	95	97									95	96	95	97					95	96	95	97				
57F	390-4					95	96	95	97													95	96	95	97				
57F	427					1E	1F	1E	1G																				
57F	428					94	96	95	97													95	96	95	97				
62B (exc.P/C)	240	91	91	91	93					91	91	91	93					91	91	91	93								
62B(P/C)	240	3W	3Y	3X	3Y					3X	3Y	3X	3Y	3X	3Y	3X	3Y												
62B (exc.P/C)	289	91	93	91	93					91	93	91	93	91	93	91	94	91	91	91	93								
62B(P/C)	289	3X	3Y	3X	3Y					3X	3Y	3X	3Z	3X	3Y	3Y	3Z												
62B (exc.P/C)	390-2	93	95	94	95									93	95	94	96					93	95	94	96				
62B(P/C)	390-2	3Y	3Z	3Z	4A																	3Y	4A	3Z	4A				
62B (exc.P/C)	390-4	93	95	94	95	93	95	94	95													93	95	94	96				
62B(P/C)	390-4	3Y	3Z	3Z	4A	3Y	3Z	3Z	4A													3Z	4A	3Z	4A				
62B (exc. P/C)	428					93	95	94	95													93	95	94	96				
62B(P/C)	428					3Y	3Z	3Z	4A													3Y	4A	3Z	4A				
62B	427					1D	1E	1D	1F																				
62E (exc.P/C)	240	91	91	91	93					91	91	91	93					91	91	91	93								
62E(P/C)	240	3W	3Y	3X	3Y					3X	3Y	3X	3Y	3X	3Y	3X	3Y												
62E (exc.P/C)	289	91	93	91	93					91	93	91	93	91	93	91	94	91	93	91	93								
62E(P/C)	289	3X	3Y	3X	3Y					3X	3Y	3X	3Z	3X	3Y	3Y	3Z												
62E (exc.P/C)	390-2	93	95	94	95									93	95	94	96					93	95	94	96				
62E(P/C)	390-2	3Y	3Z	3Z	4A																	3Y	4A	3Z	4A				
62E (exc.P/C)	390-4	93	95	94	95	93	95	94	95													93	95	94	96				
62E(P/C)	390-4	3Y	3Z	3Z	4A	3Y	4A	3Z	4A													3Z	4A	3Z	4A				
62E (exc.P/C)	428					93	95	94	95													93	95	94	96				
62E(P/C)	428					3Y	3Z	3Z	4A													3Z	4A	3Z	4A				
62E	427					1D	1E	1D	1F																				
63B-RH	240	91	94	93	94					91	94	93	94					91	94	91	94								
63B-LH	240	91	93	91	93					91	93	91	93					91	93	91	93								
63B-RH	289	91	94	93	95					91	94	93	95	93	94	93	95	91	94	93	95								
63B-LH	289	91	93	91	94					91	93	91	94	91	93	91	94	91	93	91	94								
63B-RH	390-2	95	96	95	97									95	96	96	97					95	96	95	97				
63B-LH	390-2	94	95	94	96									94	95	95	96					94	95	94	96				
63B-RH	390-4	95	96	95	97	95	96	95	97													95	96	96	97				
63B-LH	390-4	94	95	94	96	94	95	94	96													94	95	95	96				
63B-RH	427-4					1E	1F	1F	1G																				
63B-LH	427-4					1D	1E	1E	1F																				
63B-RH	427-8					1E	1G	1F	1G																				
63B-LH	427-8					1D	1F	1E	1F																				
63B-RH	428					95	96	95	97													95	96	95	97				
63B-LH	428					94	95	94	96													94	95	94	96				
63C-RH	289																	93	95	94	95								
63C-LH	289																	91	94	93	94								
63C-RH	390-2																					95	97	97	97				
63C-LH	390-2																					94	96	96	97				
63C-RH	390-4					95	97	96	97													95	97	96	97				
63C-LH	390-4					94	96	95	96													94	96	95	97				
63C-RH	427-4					1F	1G	1F	1G																				
63C-LH	427-4					1E	1F	1E	1F																				
63C-RH	427-8					1F	1G	1F	1H																				
63C-LH	427-8					1E	1F	1E	1G																				
63C-RH	428					95	97	96	97													95	97	96	97				
63C-LH	428					94	96	95	96													94	96	95	97				

▲ Refer to Page 1 Section 53 to translate Code Number into Service Part Number.

COPYRIGHT © 1975 — FORD MOTOR COMPANY — DEARBORN, MICHIGAN

5310 - continued — 1967 "A" (FORD) -- STANDARD SPRINGS - WITH THERMACTOR - continued

BODY TYPE	TRANS. →	3/S				4/S				O/D				C/M				C4				C6							
	OPT-IONS →		A/C	P/S	A/C & P/S		A/C	P/S	A/C & P/S		A/C	P/S	A/C & P/S		A/C	P/S	A/C & P/S		A/C	P/S	A/C & P/S		A/C	P/S	A/C & P/S		A/C	P/S	A/C & P/S
	ENGINE	▲ FRONT SPRING CODE NUMBER																											
63J-RH	289													93	95	94	96	93	95	94	95								
63J-LH	289													91	94	93	95	91	94	93	94								
63J-RH	390-2	95	97	96	97									96	97	96	97					95	97	96	97				
63J-LH	390-2	94	96	95	96									95	96	95	97					94	96	95	97				
63J-RH	390-4					95	97	96	97													96	97	96	97				
63J-LH	390-4					94	96	95	97													95	96	95	97				
63J-RH	427-4					1F	1G	1F	1G																				
63J-LH	427-4					1E	1F	1E	1F																				
63J-RH	427-8					1F	1G	1F	1H																				
63J-LH	427-8					1E	1F	1E	1G																				
63J-RH	428					95	97	96	97													96	97	96	97				
63J-LH	428					94	96	95	96													95	95	95	97				
71A †	240	91	91	91	91					91	91	91	91					91	91	91	91								
71A #	240	1B	1B	1B	1B					1B	1B	1B	1D					1B	1B	1B	1B								
71A †	289	91	91	91	93					91	91	91	93	91	91	91	93	91	91	91	91								
71A #	289	1B	1B	1B	1D					1B	1B	1B	1D	1B	1D	1B	1D	1B	1B	1B	1D								
71A †	390-2	91	94	93	95									93	94	93	95					93	94	93	95				
71A #	390-2	1D	1D	1D	1E									1D	1D	1D	1E					1D	1D	1D	1E				
71A †	390-4	91	94	93	95																	93	94	93	95				
71A #	390-4	1D	1D	1D	1E																	1D	1D	1D	1E				
71A †	428																					93	94	93	95				
71A #	428																					1D	1D	1D	1E				
71B ◊	240	91	91	91	91					91	91	91	91					91	91	91	91								
71B Δ	240	1B	1B	1B	1B					1B	1B	1B	1B					1B	1B	1B	1B								
71B(P/C)	240	3W	3X	3W	3Y					3W	3X	3W	3Y	3W	3X	3W	3Y												
71B ◊	289	91	91	91	91					91	91	91	91	91	91	91	93	91	91	91	91								
71B Δ	289	1B	1B	1B	1D					1B	1B	1B	1D	1B	1B	1B	1D	1B	1B	1B	1D								
71B(P/C)	289	3W	3X	3X	3Y					3W	3X	3X	3Y	3W	3Y	3X	3Y												
71B ◊	390-2	91	94	93	94									91	94	93	95					91	94	93	95				
71B Δ	390-2	1B	1D	1D	1D									1D	1D	1D	1E					1D	1D	1D	1E				
71B(P/C)	390-2	3Y	3Z	3Y	3Z																	3Y	3Z	3Y	3Z				
71B ◊	390-4	91	94	93	95																	91	94	93	95				
71B Δ	390-4	1D	1D	1D	1E																	1D	1D	1D	1E				
71B(P/C)	390-4	3Y	3Z	3Y	3Z																	3Y	3Z	3Y	3Z				
71B ◊	428																					91	94	93	95				
71B Δ	428																					1D	1D	1D	1E				
71B(P/C)	428																					3Y	3Z	3Y	3Z				
71C ◊	240	91	91	91	91					91	91	91	91					91	91	91	91								
71C #	240	1B	1B	1B	1D					1B	1B	1B	1D					1B	1B	1B	1D								
71C(P/C)	240	3W	3X	3X	3Y					3W	3X	3X	3Y	3W	3Y	3X	3Y												
71C ◊	289	91	91	91	93					91	91	91	93	91	91	91	93	91	91	91	93								
71C Δ	289	1B	1B	1B	1D					1B	1D	1B	1D	1B	1D	1B	1D	1B	1B	1B	1D								
71C(P/C)	289	3W	3Y	3X	3Y					3W	3Y	3X	3Y	3X	3Y	3X	3Y												
71C ◊	390-2	91	94	93	95									93	94	94	95					93	94	93	95				
71C Δ	390-2	1D	1D	1D	1E									1D	1D	1D	1E					1D	1D	1D	1E				
71C(P/C)	390-2	3Y	3Z	3Y	3Z																	3Y	3Z	3Z	4A				
71C ◊	390-4	93	94	93	95																	93	94	94	95				
71C Δ	390-4	1D	1D	1D	1E																	1D	1D	1D	1E				
71C(P/C)	390-4	3Y	3Z	3Y	4A																	3Y	3Z	3Z	4A				
71C ◊	428																					93	94	93	95				
71C Δ	428																					1D	1D	1D	1E				
71C(P/C)	428																					3Y	3Z	3Z	4A				

▲ Refer to Page 1 Section 53 to translate Code Number into Service Part Number.
† "Before 11/1/66" # "From 11/1/66" ◊ Except P/C "Before 11/1/66" Δ Except P/C "From 11/1/66"

HALPERT_AUCTIONS

5310- continued — 1967 "A" (FORD) -- STANDARD SPRINGS - WITH THERMACTOR - continued

BODY TYPE	TRANS.→	3/S				4/S				O/D				C/M				C4				C6							
	OPT-IONS →		A/C	P/S	A/C & P/S		A/C	P/S	A/C & P/S		A/C	P/S	A/C & P/S		A/C	P/S	A/C & P/S		A/C	P/S	A/C & P/S		A/C	P/S	A/C & P/S		A/C	P/S	A/C & P/S
	ENGINE	▲ FRONT SPRING CODE NUMBER																											
71D ◊	240	91	91	91	91					91	91	91	91					91	91	91	91								
71D Δ	240	1B	1B	1B	1B					1B	1B	1B	1B					1B	1B	1B	1B								
71D(P/C)	240	3W	3X	3W	3X					3W	3X	3W	3Y	3W	3X	3W	3Y												
71D ◊	289	91	91	91	91					91	91	91	91	91	91	91	93	91	91	91	91								
71D Δ	289	1B	1B	1B	1D					1B	1B	1B	1D	1B	1B	1B	1D	1B	1B	1B	1D								
71D(P/C)	289	3W	3X	3X	3Y					3W	3X	3X	3Y	3W	3Y	3X	3Y												
71D ◊	390-2	91	94	93	94									91	94	93	95					91	94	93	95				
71D Δ	390-2	1B	1D	1D	1D									1D	1D	1D	1E					1D	1D	1D	1E				
71D(P/C)	390-2	3Y	3Z	3Y	3Z																	3Y	3Z	3Y	3Z				
71D ◊	390-4	91	94	93	94																	91	94	93	95				
71D Δ	390-4	1B	1D	1D	1D																	1B	1D	1D	1E				
71D(P/C)	390-4	3Y	3Z	3Y	3Z																	3Y	3Z	3Y	3Z				
71D ◊	428																					91	94	93	95				
71D Δ	428																					1D	1D	1D	1E				
71D(P/C)	428																					3Y	3Z	3Y	3Z				
71E †	240	91	91	91	91					91	91	91	91					91	91	91	91								
71E #	240	1B	1B	1B	1B					1B	1B	1B	1B					1B	1B	1B	1B								
71E †	289	91	91	91	91					91	91	91	93	91	91	91	93	91	91	91	91								
71E #	289	1B	1B	1B	1D					1B	1B	1B	1D	1B	1B	1B	1D	1B	1B	1B	1D								
71E †	390-2	91	94	93	95									91	94	93	95					91	94	93	95				
71E #	390-2	1D	1D	1D	1E									1D	1D	1D	1E					1D	1D	1D	1E				
71E †	390-4	91	94	93	95																	93	94	93	95				
71E #	390-4	1D	1D	1D	1E																	1D	1D	1D	1E				
71E †	428																					91	94	93	95				
71E #	428																					3Y	3Z	3Y	3Z				
76A-RH	240	93	95	94	95					93	94	94	95					93	95	94	95								
76A-LH	240	91	94	93	94					91	94	93	94					91	94	93	94								
76A-RH	289	93	95	94	96					94	95	94	96	94	95	94	96	93	95	94	96								
76A-LH	289	91	94	93	95					93	94	93	95	93	94	93	95	91	94	93	95								
76A-RH	390-2	96	97	96	97									96	97	97	97					96	97	96	97				
76A-LH	390-2	95	96	95	97									95	96	96	97					95	96	95	97				
76A-RH	390-4	96	97	96	97	96	97	96	97													96	97	97	97				
76A-LH	390-4	95	96	95	97	95	96	95	97													95	96	96	97				
76A-RH	427-4					1F	1G	1G	1H																				
76A-LH	427-4					1E	1F	1F	1G																				
76A-RH	427-8					1F	1G	1G	1H																				
76A-LH	427-8					1E	1F	1F	1G																				
76A-RH	428					96	97	96	97													96	97	96	97				
76A-LH	428					95	96	95	97													95	96	95	97				
76B-RH	289																	94	96	95	96								
76B-LH	289																	93	95	94	95								
76B-RH	390-2																					96	97	97	97				
76B-LH	390-2																					95	97	96	97				
76B-RH	390-4					96	97	97	97													96	97	97	97				
76B-LH	390-4					95	97	96	97													95	97	96	97				
76B-RH	427-4					1F	1H	1G	1H																				
76B-LH	427-4					1E	1G	1F	1G																				
76B-RH	427-8					1G	1H	1G	1H																				
76B-LH	427-8					1F	1G	1F	1G																				
76B-RH	428					96	97	97	97													96	97	97	97				
76B-LH	428					95	97	96	97													95	97	96	97				

▲ Refer to Page 1 Section 53 to translate Code Number into Service Part Number.
† "Before 11/1/66" ♯ "From 11/1/66" ◊ Except P/C "Before 11/1/66" Δ Except P/C "From 11/1/66"

COPYRIGHT © 1975 — FORD MOTOR COMPANY — DEARBORN, MICHIGAN

5310 - continued 1967 "A" (FORD) -- HEAVY DUTY SPRINGS - WITH THERMACTOR

BODY TYPE		TRANS.→	3/S				4/S				O/D				C/M				C4				C6							
		OPT-IONS →		A/C	P/S	A/C & P/S		A/C	P/S	A/C & P/S		A/C	P/S	A/C & P/S		A/C	P/S	A/C & P/S		A/C	P/S	A/C & P/S		A/C	P/S	A/C & P/S		A/C	P/S	A/C & P/S
		ENGINE	▲ FRONT SPRING CODE NUMBER																											
54A		240	1B	1D	1B	1D					1B	1D	1B	1D	1B	1D	1B	1D	1B	1D	1B	1D								
54A	*	289	1B	1D	1B	1D					1B	1D	1D	1D	1B	1D	1D	1D	1B	1D	1B	1D								
54A	‡	289	1B	1D	1B	1D					1B	1D	1B	1D	1B	1D	1D	1D	1B	1D	1B	1D								
54A	*	390-2	1D	1E	1D	1F									1D	1E	1E	1F					1D	1E	1D	1F				
54A	‡	390-2	1D	1E	1D	1E									1D	1E	1D	1F					1D	1E	1D	1F				
54A	*	390-4	1D	1E	1D	1F	1D	1E	1D	1F													1D	1E	1E	1F				
54A	‡	390-4	1D	1E	1D	1F	1D	1E	1D	1F													1D	1E	1D	1F				
54A	*	428					1D	1E	1D	1F													1D	1E	1D	1F				
54A	‡	428					1D	1E	1D	1F													1D	1E	1D	1F				
54B		240	1B	1D	1B	1D					1B	1D	1B	1D	1B	1D	1B	1D	1B	1D	1B	1D								
54B	*	289	1B	1D	1B	1D					1B	1D	1B	1D	1B	1D	1D	1D	1B	1D	1B	1D								
54B	‡	289	1B	1D	1B	1D					1B	1D	1B	1D	1B	1D	1B	1D	1B	1D	1B	1D								
54B		390-2	1D	1E	1D	1E									1D	1E	1D	1F					1D	1E	1D	1F				
54B	*	390-4	1D	1E	1D	1F	1D	1E	1D	1F													1D	1E	1D	1F				
54B	‡	390-4	1D	1E	1D	1E	1D	1E	1D	1E													1D	1E	1D	1F				
54B	*	428					1D	1E	1D	1F													1D	1E	1D	1F				
54B	‡	428					1D	1E	1D	1E													1D	1E	1D	1F				
54C	*	289													1B	1D	1D	1D	1B	1D	1D	1D								
54C	‡	289													1B	1D	1D	1D	1B	1D	1B	1D								
54C	*	390-2	1D	1E	1D	1E									1D	1E	1E	1F					1D	1E	1E	1F				
54C	‡	390-2	1D	1E	1D	1F									1D	1E	1D	1F					1D	1E	1D	1F				
54C	*	390-4	1D	1E	1D	1F	1D	1E	1D	1F													1D	1E	1E	1F				
54C	‡	390-4	1D	1E	1D	1F	1D	1E	1D	1F													1D	1E	1D	1F				
54C	*	428					1D	1E	1D	1F													1D	1E	1E	1F				
54C	‡	428					1D	1E	1D	1F													1D	1E	1D	1F				
54E		240	1B	1D	1B	1D					1B	1D	1B	1D	1B	1D	1B	1D	1B	1D	1B	1D								
54E	*	289	1B	1D	1B	1D					1B	1D	1D	1D	1B	1D	1D	1D	1B	1D	1B	1D								
54E	‡	289	1B	1D	1B	1D					1B	1D	1B	1D	1B	1D	1D	1D	1B	1D	1B	1D								
54E	*	390-2	1D	1E	1D	1F									1D	1E	1D	1F					1D	1E	1D	1F				
54E	‡	390-2	1D	1E	1D	1E									1D	1E	1D	1F					1D	1E	1D	1F				
54E	*	390-4	1D	1E	1D	1F	1D	1E	1D	1F													1D	1E	1D	1F				
54E	‡	390-4	1D	1E	1D	1E	1D	1E	1D	1E													1D	1E	1D	1F				
54E	*	428					1D	1E	1D	1F													1D	1E	1D	1F				
54E	‡	428					1D	1E	1D	1E													1D	1E	1D	1F				
57B	*	240	1B	1D	1B	1D					1B	1D	1D	1D	1B	1D	1D	1D	1B	1D	1B	1D								
57B	‡	240	1B	1D	1B	1D					1B	1D	1B	1D	1B	1D	1D	1D	1B	1D	1B	1D								
57B	*	289	1B	1D	1D	1D					1B	1D	1D	1D	1D	1D	1D	1D	1B	1D	1D	1D								
57B	‡	289	1B	1D	1D	1D					1B	1D	1D	1D	1B	1D	1D	1D	1B	1D	1D	1D								
57B	*	390-2	1D	1E	1E	1F									1D	1F	1E	1F					1D	1F	1E	1F				
57B	‡	390-2	1D	1E	1D	1F									1D	1E	1E	1F					1D	1E	1E	1F				
57B	*	390-4	1D	1E	1E	1F	1D	1F	1E	1F													1D	1F	1E	1F				
57B	‡	390-4	1D	1E	1E	1F	1D	1E	1E	1F													1D	1F	1E	1F				
57B	*	428					1D	1E	1E	1F													1D	1F	1E	1F				
57B	‡	428					1D	1E	1E	1F													1D	1E	1E	1F				
57F	*	289													1D	1D	1D	1E	1D	1D	1D	1E								
57F	‡	289													1D	1D	1D	1E	1B	1D	1D	1D								
57F	*	390-2	1D	1F	1E	1F									1E	1F	1E	1F					1E	1F	1E	1F				
57F	‡	390-2	1D	1F	1E	1F									1D	1F	1E	1F					1D	1F	1E	1F				

▲ Refer to Page 1 Section 53 to translate Code Numoer into Service Part Number.

* "Before 1/16/67" ‡ "From 1/16/67"

HALPERT_AUCTIONS

5310 - continued — 1967 "A" (FORD) -- HEAVY DUTY SPRINGS - WITH THERMACTOR - continued

BODY TYPE	TRANS.→	3/S				4/S				O/D				C/M				C4				C6							
	OPT-IONS →		A/C	P/S	A/C & P/S		A/C	P/S	A/C & P/S		A/C	P/S	A/C & P/S		A/C	P/S	A/C & P/S		A/C	P/S	A/C & P/S		A/C	P/S	A/C & P/S		A/C	P/S	A/C & P/S
	ENGINE	▲ FRONT SPRING CODE NUMBER																											
57F *	390-4					1E	1F	1E	1F													1E	1F	1E	1F				
57F ‡	390-4					1D	1F	1E	1F													1E	1F	1E	1F				
57F *	428					1D	1F	1E	1F													1E	1F	1E	1F				
57F ‡	428					1D	1F	1E	1F													1D	1F	1E	1F				
62B *	240	1B	1B	1B	1D					1B	1D	1B	1D	1B	1D	1B	1D	1B	1B	1B	1D								
62B ‡	240	1B	1B	1B	1D					1B	1B	1B	1D	1B	1D	1B	1D	1B	1B	1B	1D								
62B	289	1B	1D	1B	1D					1B	1D	1B	1D	1B	1D	1B	1D	1B	1D	1B	1D								
62B	390-2	1D	1E	1D	1E									1D	1E	1D	1E					1D	1E	1D	1E				
62B	390-4	1D	1E	1D	1E	1D	1E	1D	1E													1D	1E	1D	1E				
62B	428					1D	1E	1D	1E													1D	1E	1D	1E				
62E *	240	1B	1D	1B	1D					1B	1D	1B	1D	1B	1D	1B	1D	1B	1B	1B	1D								
62E ‡	240	1B	1B	1B	1D					1B	1B	1B	1D	1B	1D	1B	1D	1B	1B	1B	1D								
62E	289	1B	1D	1B	1D					1B	1D	1B	1D	1B	1D	1B	1D	1B	1D	1B	1D								
62E	390-2	1D	1E	1D	1E									1D	1E	1D	1E					1D	1E	1D	1E				
62E	390-4	1D	1E	1D	1E	1D	1E	1D	1E													1D	1E	1D	1E				
62E	428					1D	1E	1D	1E													1D	1E	1D	1E				
63B-RH*	240	1B	1D	1D	1D					1B	1D	1D	1E	1D	1D	1D	1E	1B	1D	1D	1D								
63B-LH*	240	1B	1D	1B	1D					1B	1D	1B	1D	1B	1D	1B	1D	1B	1D	1B	1D								
63B ‡	240	1B	1B	1B	1D					1B	1D	1B	1D	1B	1D	1B	1D	1B	1B	1B	1D								
63B-RH*	289	1D	1D	1D	1E					1D	1D	1D	1E	1D	1E	1D	1E	1D	1D	1E	1E								
63B-LH*	289	1B	1D	1B	1D					1B	1D	1D	1D	1B	1D	1D	1D	1B	1D	1D	1D								
63B ‡	289	1B	1D	1B	1D					1B	1D	1B	1D	1B	1D	1B	1D	1B	1D	1B	1D								
63B-RH*	390-2	1E	1B	1E	1G									1E	1F	1F	1G					1E	1B	1E	1G				
63B-LH*	390-2	1D	1E	1D	1F									1D	1E	1E	1F					1D	1E	1D	1F				
63B ‡	390-2	1D	1E	1D	1E									1D	1E	1D	1E					1D	1E	1D	1E				
63B-RH*	390-4	1E	1F	1E	1G	1E	1F	1E	1G													1E	1F	1F	1G				
63B-LH*	390-4	1D	1E	1D	1F	1D	1E	1D	1F													1D	1E	1E	1F				
63B ‡	390-4	1D	1E	1D	1E	1D	1E	1D	1E													1D	1E	1D	1E				
63B-RH*	428					1E	1F	1E	1G													1E	1F	1E	1G				
63B-LH*	428					1D	1E	1D	1F													1D	1E	1D	1F				
63B ‡	428					1D	1E	1D	1E													1D	1E	1D	1E				
63C-RH*	289																	1D	1E	1D	1E								
63C-LH*	289																	1B	1D	1D	1D								
63C ‡	289																	1B	1D	1D	1D								
63C-RH*	390-2																					1E	1G	1F	1G				
63C-LH*	390-2																					1D	1F	1E	1F				
63C ‡	390-2																					1D	1E	1E	1F				
63C-RH*	390-4					1E	1G	1F	1G													1E	1G	1F	1G				
63C-LH*	390-4					1D	1F	1E	1F													1D	1F	1E	1F				
63C ‡	390-4					1D	1E	1E	1F													1D	1E	1E	1F				
63C-RH*	428					1E	1G	1F	1G													1E	1G	1F	1G				
63C-LH*	428					1D	1F	1E	1F													1D	1F	1E	1F				
63C ‡	428					1D	1E	1D	1F													1D	1E	1E	1F				

▲ Refer to Page 1 Section 53 to translate Code Number into Service Part Number.

* "Before 1/16/67" ‡ "From 1/16/67"

COPYRIGHT © 1975 — FORD MOTOR COMPANY — DEARBORN, MICHIGAN

HALPERT_AUCTIONS

5310 - continued **1967 "A" (FORD) -- HEAVY DUTY SPRINGS - WITH THERMACTOR - continued**

BODY TYPE	TRANS.→	3/S				4/S				O/D				C/M				C4				C6							
	OPT-IONS →		A/C	P/S	A/C & P/S		A/C	P/S	A/C & P/S		A/C	P/S	A/C & P/S		A/C	P/S	A/C & P/S		A/C	P/S	A/C & P/S		A/C	P/S	A/C & P/S		A/C	P/S	A/C & P/S
	ENGINE	▲ FRONT SPRING CODE NUMBER																											
63J-RH*	289													1D	1E	1D	1F	1D	1E	1D	1E								
63J-LH*	289													1D	1D	1D	1E	1B	1D	1D	1D								
63J ‡	289													1B	1D	1D	1D	1B	1D	1D	1D								
63J-RH*	390-2	1E	1G	1F	1G									1F	1G	1F	1G					1E	1G	1F	1G				
63J-LH*	390-2	1D	1F	1E	1F									1E	1F	1E	1F					1D	1F	1E	1F				
63J ‡	390-2	1D	1E	1D	1F									1D	1E	1E	1F					1D	1E	1E	1F				
63J-RH*	390-4					1E	1G	1F	1G													1F	1G	1F	1G				
63J-LH*	390-4					1D	1F	1E	1F													1E	1F	1E	1F				
63J ‡	390-4					1D	1E	1E	1F													1D	1E	1E	1F				
63J-RH*	428					1E	1G	1F	1G													1F	1G	1F	1G				
63J-LH*	428					1D	1F	1E	1F													1E	1F	1E	1F				
63J ‡	428					1D	1E	1E	1F													1D	1E	1E	1F				
71A †	240	1B	1B	1B	1B					1B	1B	1B	1D	1B	1B	1D	1D	1B	1B	1B	1B								
71A #	240	91	91	91	91					91	91	91	91	91	91	91	91	91	91	91	91								
71A †	289	1B	1B	1B	1D					1B	1B	1B	1D	1B	1D	1B	1D	1B	1B	1B	1D								
71A #	289	91	91	91	93					91	91	91	93	91	91	91	93	91	91	91	91								
71A †	390-2	1D	1D	1D	1E									1D	1D	1D	1E					1D	1D	1D	1E				
71A #	390-2	91	94	93	95									93	94	93	95					93	94	93	95				
71A †	390-4	1D	1D	1D	1E																	1D	1D	1D	1E				
71A #	390-4	91	94	93	95																	93	94	93	95				
71A †	428																					1D	1D	1D	1E				
71A #	428																					93	94	93	95				
71B †	240	1B	1B	1B	1B					1B	1B	1B	1B	1B	1B	1B	1B	1B	1B	1B	1B								
71B #	240	91	91	91	91					91	91	91	91	91	91	91	91	91	91	91	91								
71B †	289	1B	1B	1B	1D					1B	1B	1B	1D	1B	1B	1B	1D	1B	1B	1B	1D								
71B #	289	91	91	91	91					91	91	91	91	91	91	91	93	91	91	91	91								
71B †	390-2	1B	1D	1D	1D									1D	1D	1D	1E					1D	1D	1D	1E				
71B #	390-2	91	94	93	94									93	94	94	95					93	94	93	95				
71B †	390-4	1D	1D	1D	1E																	1D	1D	1D	1E				
71B #	390-4	91	94	93	95																	91	94	93	95				
71B †	428																					1D	1D	1D	1E				
71B #	428																					91	94	93	95				
71C †	240	1B	1B	1B	1D					1B	1B	1B	1D	1B	1B	1D	1D	1B	1B	1B	1D								
71C #	240	91	91	91	91					91	91	91	91	91	91	91	93	91	91	91	91								
71C †	289	1B	1B	1B	1D					1B	1D	1B	1D	1B	1D	1B	1D	1B	1B	1B	1D								
71C #	289	91	91	91	93					91	91	91	93	91	91	91	93	91	91	91	93								
71C †	390-2	1D	1D	1D	1E									1D	1D	1D	1E					1D	1D	1D	1E				
71C #	390-2	91	94	93	95									91	94	93	95					91	94	93	95				
71C †	390-4	1D	1D	1D	1E																	1D	1D	1D	1E				
71C #	390-4	93	94	93	95																	93	94	94	95				
71C †	428																					1D	1D	1D	1E				
71C †	428																					93	94	93	95				
71D †	240	1B	1B	1B	1B					1B	1B	1B	1B	1B	1B	1B	1B	1B	1B	1B	1B								
71D #	240	91	91	91	91					91	91	91	91	91	91	91	91	91	91	91	91								
71D †	289	1B	1B	1B	1D					1B	1B	1B	1D	1B	1B	1B	1D	1B	1B	1B	1D								
71D #	289	91	91	91	91					91	91	91	91	91	91	91	93	91	91	91	91								
71D †	390-2	1B	1D	1D	1D									1D	1D	1D	1E					1D	1D	1D	1E				
71D #	390-2	91	94	93	94									91	94	93	95					91	94	93	95				
71D †	390-4	1B	1D	1D	1D																	1D	1D	1D	1E				
71D #	390-4	91	94	93	94																	91	94	93	95				
71D †	428																					1D	1D	1D	1E				
71D #	428																					91	94	93	95				

▲ Refer to Page 1 Section 53 to translate Code Number into Service Part Number.

† "Before 11/1/66" # "From 11/1/66" * "Before 1/16/67" ‡ "From 1/16/67"

HALPERT_AUCTIONS

5310 - continued **1967 "A" (FORD) -- HEAVY DUTY SPRINGS - WITH THERMACTOR - continued**

BODY TYPE	TRANS→	3/S				4/S				O/D				C/M				C4				C6							
	OPT-IONS →		A/C	P/S	A/C & P/S		A/C	P/S	A/C & P/S		A/C	P/S	A/C & P/S		A/C	P/S	A/C & P/S		A/C	P/S	A/C & P/S		A/C	P/S	A/C & P/S		A/C	P/S	A/C & P/S
	ENGINE	▲ FRONT SPRING CODE NUMBER																											
71E †	240	1B	1B	1B	1B					1B	1B	1B	1B	1B	1B	1D	1D	1B	1B	1B	1B								
71E #	240	91	91	91	91					91	91	91	91	91	91	91	91	91	91	91	91								
71E †	289	1B	1B	1B	1D					1B	1B	1B	1D	1B	1B	1B	1D	1B	1B	1B	1D								
71E #	289	91	91	91	91					91	91	91	93	91	91	91	93	91	91	91	91								
71E †	390-2	1D	1D	1D	1E									1D	1D	1D	1E					1D	1D	1D	1E				
71E #	390-2	91	94	93	95									91	94	93	95					91	94	93	95				
71E †	390-4	1D	1D	1D	1E																	1D	1D	1D	1E				
71E #	390-4	91	94	93	95																	93	94	93	95				
71E †	428																					1D	1D	1D	1E				
71E #	428																					91	94	93	95				
76A-RH*	240	1D	1E	1D	1E					1D	1E	1D	1E	1D	1E	1D	1F	1D	1E	1D	1E								
76A-LH*	240	1B	1D	1D	1D					1B	1D	1D	1D	1D	1D	1D	1E	1B	1D	1D	1D								
76A ‡	240	1B	1D	1D	1D					1B	1D	1D	1D	1B	1D	1D	1D	1B	1D	1D	1D								
76A-RH*	289	1D	1E	1D	1F					1D	1E	1E	1F	1D	1E	1E	1F	1D	1E	1D	1F								
76A-LH*	289	1D	1D	1D	1E					1D	1D	1D	1E	1D	1D	1D	1E	1D	1D	1D	1E								
76A ‡	289	1B	1D	1D	1D					1D	1D	1D	1E	1D	1D	1D	1E	1B	1D	1D	1D								
76A-RH*	390-2	1F	1G	1F	1G									1F	1G	1F	1H					1F	1G	1F	1H				
76A-LH*	390-2	1E	1F	1E	1F									1E	1F	1E	1G					1E	1F	1E	1G				
76A ‡	390-2	1D	1F	1E	1F									1D	1F	1E	1F					1D	1F	1E	1F				
76A-RH*	390-4	1F	1G	1F	1G	1F	1G	1F	1G													1F	1G	1F	1H				
76A-LH*	390-4	1E	1F	1E	1F	1E	1F	1E	1F													1E	1F	1E	1G				
76A ‡	390-4	1D	1F	1E	1F	1D	1F	1E	1F													1D	1F	1E	1F				
76A-RH*	428					1F	1G	1F	1G													1F	1G	1F	1H				
76A-LH*	428					1E	1F	1E	1F													1E	1F	1E	1G				
76A ‡	428					1D	1F	1E	1F													1D	1F	1E	1F				
76B-RH*	289																	1D	1F	1E	1F								
76B-LH*	289																	1D	1E	1D	1E								
76B ‡	289																	1D	1D	1D	1E								
76B-RH*	390-2																					1F	1H	1G	1H				
76B-LH*	390-2																					1E	1G	1F	1G				
76B ‡	390-2																					1E	1F	1E	1G				
76B-RH*	390-4					1F	1G	1G	1H													1F	1H	1G	1H				
76B-LH*	390-4					1E	1F	1F	1G													1E	1G	1F	1G				
76B ‡	390-4					1E	1F	1E	1G													1E	1F	1F	1G				
76B-RH*	428					1F	1G	1G	1H													1F	1H	1G	1H				
76B-LH*	428					1E	1F	1F	1G													1E	1G	1F	1G				
76B ‡	428					1E	1F	1E	1G													1E	1F	1E	1G				

1967 "A" (FORD) -- EXTRA HEAVY DUTY SPRINGS - WITH THERMACTOR

54A, B	390-2	3Z	4A	3Z	4A									3Z	4A	3Z	4A					3Z	4A	3Z	4A				
54A, B	390-4	3Z	4A	3Z	4A	3Z	4A	3Z	4A													3Z	4A	3Z	4A				
54A, B	428					3Z	4A	3Z	4A													3Z	4A	3Z	4A				
54C, E	390-2	3Z	4A	3Z	4A									3Z	4A	3Z	4A					3Z	4A	3Z	4A				
54C, E	390-4	3Z	4A	3Z	4A	3Z	4A	3Z	4A													3Z	4A	3Z	4A				
54C, E	428					3Z	4A	3Z	4A													3Z	4A	3Z	4A				
57B	390-2	3Z	4A	3Z	4A									3Z	4A	4A	4A					3Z	4A	3Z	4A				
57B	390-4	3Z	4A	3Z	4A	3Z	4A	3Z	4A													3Z	4A	4A	4A				
57B	428					3Z	4A	3Z	4A													3Z	4A	4A	4A				
57F	390-2	3Z	4A	4A	4A									3Z	4A	4A	4A					3Z	4A	4A	4A				
57F	390-4					3Z	4A	4A	4A													3Z	4A	4A	4A				
57F	428					3Z	4A	4A	4A													3Z	4A	4A	4A				

▲ Refer to Page 1 Section 53 to translate Code Number into Service Part Number.

† "Before 11/1/66" ‡ "From 11/1/66" * "Before 1/16/67" ‡ "From 1/16/67"

COPYRIGHT © 1975 -- FORD MOTOR COMPANY -- DEARBORN, MICHIGAN
FINAL ISSUE

HALPERT_AUCTIONS

5310 - continued 1967 "A" (FORD) -- EXTRA HEAVY DUTY SPRINGS - WITH THERMACTOR - continued

BODY TYPE	TRANS. → / OPTIONS → / ENGINE	3/S				4/S				O/D				C/M				C4				C6			
			A/C	P/S	A/C & P/S		A/C	P/S	A/C & P/S		A/C	P/S	A/C & P/S		A/C	P/S	A/C & P/S		A/C	P/S	A/C & P/S		A/C	P/S	A/C & P/S
		▲ FRONT SPRING CODE NUMBER																							
62B	390-2	3Y	3Z	3Z	4A									3Y	4A	3Z	4A					3Y	4A	3Z	4A
62B	390-4	3Y	3Z	3Z	4A	3Y	3Z	3Z	4A													3Z	4A	3Z	4A
62B	428					3Y	3Z	3Z	4A													3Y	4A	3Z	4A
62E	390-2	3Y	3Z	3Z	4A									3Z	4A	3Z	4A					3Y	4A	3Z	4A
62E	390-4	3Y	3Z	3Z	4A	3Y	4A	3Z	4A													3Z	4A	3Z	4A
62E	428					3Y	3Z	3Z	4A													3Z	4A	3Z	4A
63B	390-2	3Z	4A	3Z	4A									3Z	4A	3Z	4A					3Z	4A	3Z	4A
63B	390-4	3Z	4A	3Z	4A	3Z	4A	3Z	4A													3Z	4A	3Z	4A
63B	428					3Z	4A	3Z	4A													3Z	4A	3Z	4A
63C	390-2	3Z	4A	4A	4A									3Z	4A	4A	4A					3Z	4A	4A	4A
63C	390-4	3Z	4A		4A	3Z	4A	4A	4A													3Z	4A	4A	4A
63C	428					3Z	4A	4A	4A													3Z	4A	4A	4A
63J	390-2	3Z	4A	4A	4A									3Z	4A	4A	4A					3Z	4A	4A	4A
63J	390-4	3Z	4A		4A	3Z	4A	4A	4A													3Z	4A	4A	4A
63J	428					3Z	4A	4A	4A													3Z	4A	4A	4A
71A	390-2	3Y	3Z	3Y	3Z									3Y	3Z	3Y	4A					3Y	3Z	3Y	4A
71A	390-4	3Y	3Z	3Y	3Z																	3Y	3Z	3Y	3Z
71A	428																					3Y	3Z	3Y	4A
71B	390-2	3Y	3Z	3Y	3Z									3Y	3Z	3Y	3Z					3Y	3Z	3Y	3Z
71B	390-4	3Y	3Z	3Y	3Z																	3Y	3Z	3Y	3Z
71B	428																					3Y	3Z	3Y	3Z
71C	390-2	3Y	3Z	3Y	3Z									3Y	3Z	3Z	4A					3Y	3Z	3Z	4A
71C	390-4	3Y	3Z	3Y	4A																	3Y	3Z	3Z	4A
71C	428																					3Y	3Z	3Z	4A
71D	390-2	3Y	3Z	3Y	3Z									3Y	3Z	3Y	3Z					3Y	3Z	3Y	3Z
71D	390-4	3Y	3Z	3Y	3Z																	3Y	3Z	3Y	3Z
71D	428																					3Y	3Z	3Y	3Z
71E	390-2	3Y	3Z	3Y	3Z									3Y	3Z	3Y	3Z					3Y	3Z	3Y	3Z
71E	390-4	3Y	3Z	3Y	3Z																	3Y	3Z	3Y	3Z
71E	428																					3Y	3Z	3Y	3Z
76A	390-2	3Z	4A	4A	4A									4A	4A	4A	4A					3Z	4A	4A	4A
76A	390-4	3Z	4A	4A	4A	3Z	4A	4A	4A													4A	4A	4A	4A
76A	428					3Z	4A	4A	4A													4A	4A	4A	4A
76B	390-2													4A	4A	4A	4A					4A	4A	4A	4A
76B	390-4					4A	4A	4A	4A													4A	4A	4A	4A
76B	428					4A	4A	4A	4A													4A	4A	4A	4A

1967 "B" (FAIRLANE) -- STANDARD SPRINGS - WITHOUT THERMACTOR

54A	200	1W	1Z	1W	1Z													1W	1Z	1W	1Z				
54A	289	1Z	2B	2B	2E	2B	2E	2B	2E	2B	2E	2B	2E					2B	2E	2B	2E				
54A	390-2	2E	2H	2H	2L	2E	2H	2H	2L													2H	2L	2H	2L
54A	390-4	2E	2H	2H	2L	2E	2H	2H	2L													2H	2L	2H	2L
54B	200	1W	1Z	1W	1Z													1W	1Z	1Z	2B				
54B	289	1Z	2B	2B	2E	2B	2E	2B	2E	2B	2E	2B	2E					2B	2E	2B	2E				
54B	390-2	2E	2H	2H	2L	2E	2H	2H	2L													2H	2L	2H	2L
54B	390-4	2E	2H	2H	2L	2H	2H	2H	2L													2H	2L	2H	2L
62A	200	1U	1W	1W	1Z													1W	1Z	1W	1Z				
62A	289	1Z	2B	1Z	2B	1Z	2B	2B	2E	1Z	2B	2B	2E					1Z	2B	2B	2E				
62A	390-2	2E	2H	2E	2H	2E	2H	2E	2H													2E	2H	2H	2L
62A	390-4	2E	2H	2E	2H	2E	2H	2H	2H													2H	2L	2H	2L
62A	427					3J	3J	3J	3K																

▲ Refer to Page 1 Section 53 to translate Code Number into Service Part Number.

HALPERT_AUCTIONS

5310 - continued 1967 "B" (FAIRLANE) -- STANDARD SPRINGS - WITHOUT THERMACTOR - continued

BODY TYPE	TRANS. →	3/S				4/S				O/D				C/M				C4				C6							
	OPT-IONS →		A/C	P/S	A/C & P/S		A/C	P/S	A/C & P/S		A/C	P/S	A/C & P/S		A/C	P/S	A/C & P/S		A/C	P/S	A/C & P/S		A/C	P/S	A/C & P/S		A/C	P/S	A/C & P/S
	ENGINE	▲ FRONT SPRING CODE NUMBER																											
62B	200	1U	1W	1W	1Z													1W	1Z	1W	1Z								
62B	289	1Z	2B	2B	2E	1Z	2B	2B	2E	1Z	2B	2B	2E					1Z	2B	2B	2E								
62B	390-2	2E	2H	2E	2H	2E	2H	2H	2H													2H	2H	2H	2L				
62B	390-4	2E	2H	2H	2H	2E	2H	2H	2L													2H	2L	2H	2L				
62B	427					3J	3J	3J	3K																				
63B	200	1W	1Z	1W	1Z													1W	1Z	1Z	2B								
63B	289	2B	2E	2B	2E	2B	2E	2B	2E	2B	2E	2B	2E					2B	2E	2B	2E								
63B	390-2	2H	2L	2H	2L	2H	2L	2H	2L													2H	2L	2H	2L				
63B	390-4	2H	2L	2H	2L	2H	2L	2H	2L													2H	2L	2H	2L				
63B	427					3J	3K	3J	3K																				
63C	200	1W	1Z	1Z	2B													1W	2B	1Z	2B								
63C	289	2B	2E	2B	2E	2B	2E	2B	2E	2B	2E	2B	2E					2B	2E	2B	2E								
63C	390-2	2H	2L	2H	2L	2H	2L	2H	2L													2H	2L	2L	2L				
63C	390-4	2H	2L	2H	2L	2H	2L	2H	2L													2H	2L	2L	2L				
63C	427					3J	3K	3K	3K																				
63D	289	2B	2E	2B	2E	2B	2E	2B	2E	2B	2E	2B	2E					2B	2E	2B	2E								
63D	390-2	2H	2L	2H	2L	2H	2L	2H	2L													2H	2L	2H	2L				
63D	390-4	2H	2L	2H	2L	2H	2L	2H	2L													2H	2L	2H	2L				
63D-GT	390-4	3J	3K	3J	3K	3J	3K	3J	3K													3J	3K	3K	3K				
63D	427					3J	3K	3J	3K																				
66A	200	1L	1N	1L	1N													1L	1N	1L	1N								
66A	289	1N	1P	1P	1Z	1N	1P	1P	1Z									1N	1P	1P	1Z								
66A	390	2U	3H	3H	3A	2U	3H	3H	3A													3H	3A	3H	3A				
66B	200	1L	1N	1L	1N													1L	1N	1L	1N								
66B	289	1N	1P	1P	1Z	1N	1P	1P	1Z									1N	1P	1P	1Z								
66B	390	2U	3H	3H	3A	2U	3H	3H	3A													3H	3A	3H	3A				
66D	200	1L	1N	1L	1N													1L	1N	1L	1N								
66D	289	1N	1P	1P	1Z	1N	1P	1P	1Z									1N	1P	1P	1Z								
66D	390	2U	3H	3H	3A	2U	3H	3H	3A													3H	3A	3H	3A				
71B	200	3G	1U	1U	1W													1U	1W	1U	1W								
71B	289	1P	1Z	1P	1Z	1P	1Z	1Z	2B	1P	1Z	1Z	2B									1P	1Z	1Z	2B				
71B	390-2	2B	2E	2E	2E																	2E	2H	2E	2H				
71B	390-4	2B	2E	2E	2H																	2E	2H	2E	2H				
71D	200	3G	1U	1U	1W													3G	1W	1U	1W								
71D	289	1P	1Z	1P	1Z	1P	1Z	1Z	2B	1P	1Z	1Z	2B									1P	1Z	1Z	2B				
71D	390-2	2B	2E	2B	2E																	2E	2E	2E	2H				
71D	390-4	2B	2E	2E	2E																	2E	2H	2E	2H				
71E	200	3G	1U	1U	1W													1U	1W	1U	1W								
71E	289	1P	1Z	1P	2B	1P	1Z	1Z	2B	1P	1Z	1Z	2B									1P	1Z	1Z	2B				
71E	390-2	2B	2E	2E	2H																	2E	2H	2E	2H				
71E	390-4	2B	2E	2E	2H																	2E	2H	2E	2H				
76B	200	1Z	2B	1Z	2B													1Z	2B	2B	2E								
76B	289	2B	2E	2E	2H	2E	2H	2E	2H	2E	2H	2E	2H					2E	2H	2E	2H								
76B	390-2	2H	2L	2L	2P	2H	2L	2L	2P													2L	2P	2L	2P				
76B	390-4	2H	2L	2L	2P	2H	2L	2L	2P													2L	2P	2L	2P				
76C	200	1Z	2B	1Z	2B													1Z	2B	2B	2E								
76C	289	2E	2H	2E	2H	2E	2H	2E	2H	2E	2H	2E	2H					2E	2H	2E	2H								
76C	390-2	2H	2L	2L	2P	2L	2L	2L	2P													2L	2P	2L	2P				
76C	390-4	2L	2L	2L	2P	2L	2L	2L	2P													2L	2P	2L	2P				
76D	289	2E	2H	2E	2H	2E	2H	2E	2H	2E	2H	2E	2H					2E	2H	2E	2H								
76D	390-2	2H	2L	2L	2P	2L	2L	2L	2P													2L	2P	2L	2P				
76D	390-4	3K	3K	3K	3L	3K	3K	3K	3L													3K	3L	3K	3L				
76D	427					3K	3L	3K	3L																				

▲ Refer to Page 1 Section 53 to translate Code Number into Service Part Number.

COPYRIGHT © 1975 — FORD MOTOR COMPANY — DEARBORN, MICHIGAN

HALPERT_AUCTIONS

5310 - continued — 1967 "B" (FAIRLANE) -- HEAVY DUTY SPRINGS - WITHOUT THERMACTOR

BODY TYPE	TRANS→	3/S				4/S				O/D				C/M				C4				C6			
	OPT-IONS →		A/C	P/S	A/C & P/S		A/C	P/S	A/C & P/S		A/C	P/S	A/C & P/S		A/C	P/S	A/C & P/S		A/C	P/S	A/C & P/S		A/C	P/S	A/C & P/S
	ENGINE	▲ FRONT SPRING CODE NUMBER																							
54A	289	2U	3H	3H	3A	3H	3H	3H	3A	3H	3H	3H	3A					2U	3H	3H	3A				
54A	390-2	3A	3C	3C	3C	3A	3C	3C	2Y													3C	2Y	3C	2Y
54A	390-4	3A	3C	3C	2Y	3A	3C	3C	2Y													3C	2Y	3C	2Y
54B	289	2U	3H	3H	3A	3H	3H	3H	3A	3H	3H	3H	3A					3H	3H	3H	3A				
54B	390-2	3A	3C	3C	2Y	3A	3C	3C	2Y													3C	2Y	3C	2Y
54B	390-4	3A	3C	3C	2Y	3A	3C	3C	2Y													3C	2Y	3C	2Y
62A	289	2U	3H	2U	3H	2U	3H	3H	3A	2U	3H	3H	3A					2U	3H	3H	3H				
62A	390-2	3A	3C	3A	3C	3A	3C	3A	3C													3A	3C	3C	2Y
62A	390-4	3A	3C	3A	3C	3A	3C	3A	3C													3A	3C	3C	2Y
62B	289	2U	3H	2U	3H	2U	3H	3H	3A	2U	3H	3H	3A					2U	3H	3H	3H				
62B	390-2	3A	3C	3A	3C	3A	3C	3A	3C													3A	3C	3C	2Y
62B	390-4	3A	3C	3A	3C	3A	3C	3A	3C													3A	3C	3C	2Y
63B	289	3H	3H	3H	3A	3H	3A	3H	3A	3H	3A	3H	3A					3H	3A	3H	3A				
63B	390-2	3C	3C	3C	2Y	3C	3C	3C	2Y													3C	2Y	3C	2Y
63B	390-4	3C	3C	3C	2Y	3C	3C	3C	2Y													3C	2Y	3C	2Y
63C	390-4	3C	2Y	3C	2Y	3C	2Y	3C	2Y													3C	2Y	3C	2Y
63C	289	3H	3A	3H	3A	3H	3A	3H	3A	3H	3A	3H	3A					3H	3A	3H	3A				
63C	390-2	3C	3C	3C	2Y	3C	2Y	3C	2Y													3C	2Y	3C	2Y
71B	289	2S	2U	2U	2U	2S	2U	2U	3H	2S	2U	2U	3H					2S	2U	2U	3H				
71B	390-2	3H	3A	3H	3A																	3H	3A	3A	3C
71B	390-4	3H	3A	3H	3A																	3H	3C	3A	3C
71D	289	2S	2U	2U	2U	2S	2U	2U	3H	2S	2U	2U	3H					2S	2U	2U	3H				
71D	390-2	3H	3A	3H	3A																	3H	3A	3A	3C
71D	390-4	3H	3A	3H	3A																	3H	3A	3A	3C
71E	289	2S	2U	2U	3H	2S	2U	2U	3H	2S	2U	2U	3H					2S	2U	2U	3H				
71E	390-2	3H	3A	3H	3A																	3A	3C	3A	3C
71E	390-4	3H	3C	3A	3C																	3A	3C	3A	3C
76B	289	3H	3A	3A	3C	3H	3A	3A	3C	3H	3A	3A	3C					3H	3A	3A	3C				
76B	390-2	3C	2Y	3C	2Y	3C	2Y	3C	2Y													2Y	2Y	2Y	2W
76B	390-4	3C	2Y	2Y	2Y	3C	2Y	2Y	2Y													2Y	2Y	2Y	2W
76C	289	3H	3A	3A	3C	3A	3C	3A	3C	3A	3C	3A	3C					3A	3C	3A	3C				
76C	390-2	3C	2Y	2Y	2Y	3C	2Y	2Y	2Y													2Y	2Y	2Y	2W
76C	390-4	3C	2Y	2Y	2Y	3C	2Y	2Y	2Y													2Y	2Y	2Y	2W

1967 "B" (FAIRLANE) -- STANDARD SPRINGS - WITH THERMACTOR

54A	200	1W	1Z	1W	1Z													1W	1Z	1Z	2B				
54A	289	2B	2E	2B	2E	2B	2E	2B	2E	2B	2E	2B	2E					2B	2E	2B	2E				
54A	390-2	2H	2L	2H	2L	2H	2L	2H	2L													2H	2L	2H	2L
54A	390-4	2H	2L	2H	2L	2H	2L	2H	2L													2H	2L	2H	2L
54B	200	1W	1Z	1W	2B													1W	1Z	1Z	2B				
54B	289	2B	2E	2B	2E	2B	2E	2B	2E	2B	2E	2B	2E					2B	2E	2B	2E				
54B	390-2	2H	2L	2H	2L	2H	2L	2H	2L													2H	2L	2H	2L
54B	390-4	2H	2L	2H	2L	2H	2L	2H	2L													2H	2L	2L	2L
62A	200	1W	1Z	1W	1Z													1W	1Z	1W	1Z				
62A	289	1Z	2B	2B	2E	2B	2E	2B	2E	2B	2E	2B	2E					1Z	2B	2B	2E				
62A	390-2	2E	2H	2H	2L	2E	2H	2H	2L													2H	2L	2H	2L
62A	390-4	2E	2H	2H	2L	2E	2H	2H	2L													2H	2L	2H	2L
62A	427					3J	3K	3J	3K																
62B	200	1W	1Z	1W	1Z													1W	1Z	1W	1Z				
62B	289	1Z	2B	2B	2E	2B	2E	2B	2E	2B	2E	2B	2E					2B	2E	2B	2E				
62B	390-2	2E	2H	2H	2L	2E	2H	2H	2L													2H	2L	2H	2L
62B	390-4	2E	2H	2H	2L	2E	2H	2H	2L													2H	2L	2H	2L
62B	427					3J	3K	3J	3K																

▲ Refer to Page 1 Section 53 to translate Code Number into Service Part Number.

HALPERT_AUCTIONS

5310 - continued — 1967 "B" (FAIRLANE) -- STANDARD SPRING - WITH THERMACTOR - continued

BODY TYPE	TRANS→	3/S				4/S				O/D				C/M				C4				C6							
	OPT-IONS →		A/C	P/S	A/C & P/S		A/C	P/S	A/C & P/S		A/C	P/S	A/C & P/S		A/C	P/S	A/C & P/S		A/C	P/S	A/C & P/S		A/C	P/S	A/C & P/S		A/C	P/S	A/C & P/S
	ENGINE	▲ FRONT SPRING CODE NUMBER																											
63B	200	1W	1Z	1Z	2B													1Z	2B	1Z	2B								
63B	289	2B	2E	2B	2E	2B	2E	2E	2E	2B	2E	2E	2E					2B	2E	2B	2E								
63B	390-2	2H	2L	2H	2L	2H	2L	2H	2L													2H	2L	2L	2L				
63B	390-4	2H	2L	2H	2L	2H	2L	2H	2L													2H	2L	2L	2P				
63B	427					3J	3K	3K	3K																				
63C	200	1W	1Z	1Z	2B													1Z	2B	1Z	2B								
63C	289	2B	2E	2B	2E	2B	2E	2E	2H	2B	2E	2E	2H					2B	2E	2E	2H								
63C	390-2	2H	2L	2H	2L	2H	2L	2H	2L													2H	2L	2L	2P				
63C	390-4	2H	2L	2H	2L	2H	2L	2H	2L													2H	2L	2L	2P				
63C	427					3J	3K	3K	3K																				
63D	289	2B	2E	2B	2E	2B	2E	2B	2E	2B	2E	2E	2E					2B	2E	2B	2E								
63D	390-2	2H	2L	2H	2L	2H	2L	2H	2L													2H	2L	2L	2L				
63D	390-4	2H	2L	2H	2L	2H	2L	2H	2L													2H	2L	2L	2P				
63D	427					3J	3K	3K	3K																				
66A	200	1L	1N	1L	1N													1L	1N	1N	1P								
66A	289	1N	1P	1P	1Z	1P	1Z	1P	1Z									1P	1Z	1P	1Z								
66A	390	3H	3H	3H	3A	3H	3H	3H	3A													3H	3A	3H	3A				
66B	200	1L	1N	1L	1N													1L	1N	1N	1P								
66B	289	1N	1P	1P	1Z	1P	1Z	1P	1Z									1P	1Z	1P	1Z								
66B	390	3H	3H	3H	3A	3H	3H	3H	3A													3H	3A	3H	3A				
66D	200	1L	1N	1L	1N													1L	1N	1N	1P								
66D	289	1N	1P	1P	1Z	1P	1Z	1P	1Z									1P	1Z	1P	1Z								
66D	390	3H	3H	3H	3A	3H	3H	3H	3A													3H	3A	3H	3A				
71B	200	3G	1W	1U	1W													1U	1W	1U	1W								
71B	289	1P	1Z	1Z	2B	1P	2B	1Z	2B	1P	2B	1Z	2B					1P	1Z	1Z	2B								
71B	390-2	2B	2E	2E	2H																	2E	2H	2E	2H				
71B	390-4	2B	2E	2E	2H																	2E	2H	2E	2H				
71D	200	3G	1U	1U	1W													1U	1W	1U	1W								
71D	289	1P	1Z	1Z	2B	1P	1Z	1Z	2B	1P	1Z	1Z	2B					1P	1Z	1Z	2B								
71D	390-2	2B	2E	2E	2H																	2E	2H	2E	2H				
71D	390-4	2B	2E	2E	2H																	2E	2H	2E	2H				
71E	200	1U	1W	1U	1W													1U	1W	1U	1W								
71E	289	1P	1Z	1Z	2B	1Z	2B	1Z	2B	1Z	2B	1Z	2B					1P	2B	1Z	2B								
71E	390-2	2B	2E	2E	2H																	2E	2H	2E	2H				
71E	390-4	2B	2E	2E	2H																	2E	2H	2E	2H				
76B	200	1Z	2B	1Z	2B													1Z	2B	2B	2E								
76B	289	2E	2H	2E	2H	2E	2H	2E	2H	2E	2H	2E	2H					2E	2H	2E	2H								
76B	390-2	2L	2L	2L	2P	2L	2L	2L	2P													2L	2P	2L	2P				
76B	390-4	2L	2L	2L	2P	2L	2L	2L	2P													2L	2P	2L	2P				
76C	200	1Z	2B	2B	2E													2B	2E	2B	2E								
76C	289	2E	2H	2E	2H	2E	2H	2E	2H	2E	2H	2E	2H					2E	2H	2E	2H								
76C	390-2	2P	2P	2P	2P	2P	2P	2P	2P													2P	2P	2P	2P				
76C	390-4	2L	2L	2L	2P	2L	2P	2L	2P													2L	2P	2L	2P				
76D	289	2E	2H	2E	2H	2E	2H	2E	2H	2E	2H	2E	2H					2E	2H	2E	2H								
76D	390-2	2L	2P	2L	2P	2L	2P	2L	2P													2L	2P	2L	2P				
76D	390-4	2L	2L	2L	2P	2L	2P	2L	2P													2L	2P	2L	2P				
76D	427					3K	3L	3K	3L																				

▲ Refer to Page 1 Section 53 to translate Code Number into Service Part Number.

COPYRIGHT © 1975 — FORD MOTOR COMPANY — DEARBORN, MICHIGAN
FINAL ISSUE

HALPERT_AUCTIONS

5310 - continued 1967 "B" (FAIRLANE) --HEAVY DUTY SPRING - WITH THERMACTOR

BODY TYPE	TRANS.→	3/S				4/S				O/D				C/M				C4				C6							
	OPT-IONS →		A/C	P/S	A/C & P/S		A/C	P/S	A/C & P/S		A/C	P/S	A/C & P/S		A/C	P/S	A/C & P/S		A/C	P/S	A/C & P/S		A/C	P/S	A/C & P/S		A/C	P/S	A/C & P/S
	ENGINE	▲ FRONT SPRING CODE NUMBER																											
54A	289	3H	3H	3H	3A	3H	3A	3H	3A	3H	3A	3H	3A					3H	3A	3H	3A								
54A	390-2	3C	3C	3C	2Y	3C	3C	3C														3C	2Y	3C					
54A	390-4	3C	3C	3C	2Y	3C	3C	3C	2Y													3C	2Y	3C	2Y				
54B	289	3H	3H	3H	3A	3H	3A	3H	3A	3H	3A	3H	3A					3H	3A	3H	3A								
54B	390-2	3C	3C	3C	2Y	3C	3C	3C	2Y													3C	2Y	3C	2Y				
54B	390-4	3C	3C	3C	2Y	3C	3C	3C	2Y													3C	2Y	3C	2Y				
62A	289	2U	3H	3H	3A	2U	3H	3H	3A	2U	3H	3H	3A					2U	3H	3H	3A								
62A	390-2	3A	3C	3C	3C	3A	3C	3C	3C													3C	3C	3C	2Y				
62A	390-4	3A	3C	3C	3C	3A	3C	3C	3C													3C	2Y	3C	2Y				
62B	289	2U	3H	3H	3A	2U	3H	3H	3A	2U	3H	3H	3A					2U	3H	3H	3A								
62B	390-2	3A	3C	3C	3C	3A	3C	3C	3C													3C	3C	3C	2Y				
62B	390-4	3A	3C	3C	3C	3A	3C	3C	3C													3C	2Y	3C	2Y				
63B	289	3H	3A	3H	3A	3H	3A	3H	3A	3H	3A	3H	3A					3H	3A	3H	3A								
63B	390-2	3C	2Y	3C	2Y	3C	2Y	3C	2Y													3C	2Y	3C	2Y				
63B	390-4	3C	2Y	3C	2Y	3C	2Y	3C	2Y													3C	2Y	3C	2Y				
63C	289	3H	3A	3H	3A	3H	3A	3H	3A	3H	3A	3H	3A					3H	3A	3H	3A								
63C	289	3H	3A	3H	3A	3H	3A	3H	3A	3H	3A	3H	3A					3H	3A	3H	3A								
63C	390-2	3C	2Y	3C	2Y	3C	2Y	3C	2Y													3C	2Y	2Y	2Y				
63C	390-4	3C	2Y	3C	2Y	3C	2Y	3C	2Y													3C	2Y	2Y	2Y				
63D	390-4	2Y	3K	2Y	3K	2Y	3K	2Y	3K													2Y	3K	3K	3K				
71B	200	3E	2S	3E	2S																	3E	2S	2S	2S				
71B	289	2S	2U	2U	3H	2U	3H	2U	3H	2U	3H	2U	3H					2U	2U	2U	3H								
71B	390-2	3H	3A	3A	3C																	3A	3C	3A	3C				
71B	390-4	3H	3A	3A	3C																	3A	3C	3A	3C				
71D	200	3E	2S	3E	2S																	3E	2S	2S	2S				
71D	289	2S	2U	2U	3H	2U	2U	2U	3H	2U	2U	2U	3H					2U	2U	2U	3H								
71D	390-2	3H	3A	3A	3C																	3A	3C	3A	3C				
71D	390-4	3H	3A	3A	3C																	3A	3C	3A	3C				
71E	200	3E	2S	3E	2S													3E	2S	2S	2U								
71E	289	2S	2U	2U	3H	2U	3H	2U	3H	2U	3H	2U	3H					2U	3H	2U	3H								
71E	390-2	3H	3A	3A	3C																	3A	3C	3A	3C				
71E	390-4	3H	3A	3A	3C																	3A	3C	3A	3C				
76B	289	3H	3A	3A	3C	3A	3C	3A	3C	3A	3C	3A	3C					3A	3C	3A	3C								
76B	390-2	3C	2Y	2Y	2Y	3C	2Y	2Y	2Y													2Y	2Y	2Y	2W				
76B	390-4	3C	2Y	2Y	2Y	3C	2Y	2Y	2Y													2Y	2Y	2Y	2W				
76C	289	3A	3C	3A	3C	3A	3C	3A	3C	3A	3C	3A	3C					3A	3C	3A	3C								
76C	390-2	3C	2Y	2Y	2W	3C	2Y	2Y	2W													2Y	2W	2Y	2W				
76C	390-4	2Y	2Y	2Y	2W	2Y	2Y	2Y	2W													2Y	2W	2Y	2W				

▲ Refer to Page 1 Section 53 to translate Code Number into Service Part Number.

5310 - continued 1967 "F" (MUSTANG) -- STANDARD SPRINGS - WITHOUT THERMACTOR

BODY TYPE	TRANS.→	3/S				4/S				O/D				C/M				C4				C6							
	OPT-IONS →		A/C	P/S	A/C & P/S		A/C	P/S	A/C & P/S		A/C	P/S	A/C & P/S		A/C	P/S	A/C & P/S		A/C	P/S	A/C & P/S		A/C	P/S	A/C & P/S		A/C	P/S	A/C & P/S
	ENGINE	▲ FRONT SPRING CODE NUMBER																											
63	200	4T	4G	4T	4W	4T	4W	4G	4W									4T	4G	4G	4W								
63	289-2	4H	4J	4J	4V	4J	4V	4J	4V									4H	4J	4J	4V								
63	289-4	4H	4V	4J	4V	4J	4V	4J	4V									4J	4V	4J	4V								
63 †	390	4F	4E	4E	4U	4F	4E	4E	4U													4F	4E	4E	4U				
63 ◊	390	4S	4R	4R	4R	4S	4R	4R	4R													4S	4R	4R	4P				
63 ♦	390	4K	4L	4L	4L	4K	4L	4L	4L													4K	4L	4L	4L				
65	200	4T	4G	4G	4W	4T	4W	4G	4W									4T	4W	4G	4W								
65	289-2	4H	4V	4J	4V	4J	4V	4J	4V									4J	4V	4J	4V								
65	289-4	4J	4V	4J	4V	4J	4V	4J	25									4J	4V	4J	4V								
65 †	390	4F	4E	4E	4U	4F	4E	4E	4U													4F	4E	4E	4U				
65 ◊	390	4S	4R	4R	4P	4S	4R	4R	4P													4S	4R	4R	4P				
65 ♦	390	4K	4L	4L	4L	4K	4L	4L	4L													4K	4L	4L	4M				
76 Δ	200	4G	4W	4W	68	4W	68	4W	68									4G	68	4W	68								
76 $	200	4G	4W	4W	4J	4W	4J	4W	4J									4G	4J	4W	4J								
76 Δ	289-2	4J	25	4V	25	4V	25	4V	25									4V	25	4V	25								
76 $	289-2	4J	4F	4T	4F	4T	4F	4T	4F									4T	4F	4T	4F								
76 Δ	289-4	4V	25	4V	25	4V	25	4V	25									4V	25	4V	25								
76 $	289-4	4T	4F	4T	4F	4T	4F	4T	4F									4T	4F	4T	4F								
76 †	390	4E	4U	4U	4D	4E	4U	4U	4D													4E	4U	4U	4D				
76 ◊	390	4R	4P	4R	4P	4R	4P	4P	4P													4R	4P	4P	4P				
76 ♦	390	4L	4M	4L	4M	4L	4M	4L	4M													4L	4M	4L	4M				

1967 "F" (MUSTANG) -- STANDARD SPRINGS - WITH THERMACTOR

63 Δ	200	4T	4G	4G	4W	4G	4W	4G	68									4G	4W	4G	4W								
63 $	200	4T	4G	4G	4W	4G	4W	4G	4J									4G	4W	4G	4W								
63 Δ	289-2	4J	4V	4J	4V	4J	4V	4V	25									4J	4V	4J	4V								
63 $	289-2	4J	4T	4J	4T	4J	4T	4T	4F									4J	4T	4J	4T								
63 Δ	289-4	4J	4V	4J	25	4J	4V	4V	25									4J	4V	4V	25								
63 $	289-4	4J	4T	4J	4F	4J	4T	4T	4F									4J	4T	4T	4F								
63 †	390	4F	4E	4E	4U	4F	4E	4E	4U													4E	4U	4E	4U				
63 ◊	390	4S	4R	4R	4P	4S	4R	4R	4P													4R	4R	4R	4P				
63 ♦	390	4K	4L	4L	4M	4K	4L	4L	4M													4L	4L	4L	4M				
65 Δ	200	4T	4W	4G	4W	4G	4W	4W	68									4G	4W	4G	68								
65 $	200	4T	4W	4G	4W	4G	4W	4W	4J									4G	4W	4G	4J								
65 Δ	289-2	4J	4V	4J	25	4J	4V	4V	25									4J	4V	4V	25								
65 $	289-2	4J	4T	4J	4F	4J	4T	4T	4F									4J	4T	4T	4F								
65 Δ	289-4	4J	4V	4V	25	4J	4V	4V	25									4J	4V	4V	25								
65 $	289-4	4J	4T	4T	4F	4J	4T	4T	4F									4J	4J	4T	4F								
65 †	390	4E	4U	4E	4U	4E	4U	4E	4U									4E	4U	4E	4U								
65 ◊	390	4R	4R	4R	4P	4R	4R	4R	4P									4R	4P	4R	4P								
65 ♦	390	4L	4L	4L	4M	4L	4L	4L	4M									4L	4L	4L	4M								

▲ Refer to Page 1 Section 53 to translate Code Number into Service Part Number.

Δ "Before 9/1/66" $ "From 9/1/66"

† Without improved handling or racing parts ◊ Improved handling ♦ Racing only

COPYRIGHT © 1975 — FORD MOTOR COMPANY — DEARBORN, MICHIGAN

5310 - continued **1967 "F" (MUSTANG) -- STANDARD SPRINGS - WITH THERMACTOR - continued**

BODY TYPE	TRANS→	3/S				4/S				O/D				C/M				C4				C6							
	OPT-IONS →		A/C	P/S	A/C & P/S		A/C	P/S	A/C & P/S		A/C	P/S	A/C & P/S		A/C	P/S	A/C & P/S		A/C	P/S	A/C & P/S		A/C	P/S	A/C & P/S		A/C	P/S	A/C & P/S
	ENGINE	▲ FRONT SPRING CODE NUMBER																											
76 Δ	200	4G	68	4W	68	4W	68	68	4V									4W	68	4W	4V								
76 $	200	4G	4J	4W	4J	4R	4J	4J	4T									4W	4J	4W	4T								
76 Δ	289-2	4V	25	4V	4E	4V	25	25	4E									4V	25	25	4E								
76 $	289-2	4T	4F	4T	4E	4T	4F	4F	4E									4T	4F	4F	4E								
76 Δ	289-4	4V	25	25	4E	4V	25	25	4E									4V	25	25	4E								
76 $	289-4	4T	4F	4F	4E	4T	4F	4F	4E									4T	4F	4F	4E								
76 †	390	4E	4U	4U	4D	4E	4U	4U	4D													4U	4U	4U	4D				
76 ◊	390	4R	4P	4P	4N	4R	4P	4P	4N													4R	4P	4P	4N				
76 ♦	390	4L	4M	4M	4M	4L	4M	4M	4M													4L	4M	4M	4M				

1967 "S" (THUNDERBIRD) -- STANDARD SPRINGS

57	390																						98	4B					
57	428																						98	4B					
65	390																						97	4B					
65	428																						97	4B					

1967 "S" (THUNDERBIRD) -- HEAVY DUTY SPRINGS

57 Δ	390																						1F						
57 $	390																						6F						
57	390																							1G					
57 Δ	428																						1F						
57 $	428																						6F						
57	428																							1G					
65 Δ	390																						1F						
65 $	390																						6F						
65	390																							1G					
65 Δ	428																						1F						
65 $	428																						6F						
65	428																							1G					

1967 "U" (BRONCO) -- STANDARD SPRINGS

U-R.H.	170	3R																											
U-L.H.	170	3V																											
U	289	3S																											

1967 "U" (BRONCO) -- HEAVY DUTY SPRINGS

U-R.H.	170	3V																											
U-L.H.	170	3S																											
U	289	3S																											

▲ Refer to Page 1 Section 53 to translate Code Number into Service Part Number.
† Without improved handling or racing parts ◊ Improved handling ♦ Racing only
Δ "Before 12/19/66" $ "From 12/19/66"

HALPERT_AUCTIONS

5310 - continued 1967 "X" (FALCON) -- STANDARD SPRINGS - WITHOUT THERMACTOR

BODY TYPE	TRANS→	3/S				4/S				O/D				C/M				C4				C6							
	OPT-IONS →		A/C	P/S	A/C & P/S		A/C	P/S	A/C & P/S		A/C	P/S	A/C & P/S		A/C	P/S	A/C & P/S		A/C	P/S	A/C & P/S		A/C	P/S	A/C & P/S		A/C	P/S	A/C & P/S
	ENGINE	▲ FRONT SPRING CODE NUMBER																											
54A %	170		2S	2S														2S	2S	2S									
54A ♦	170																			4H	4H								
54A	170	3E			2S																2U								
54A	200	3E	2S	2S	2U													2S	2S	2S	2U								
54A	289	1Z	2B	2B	2B	1Z	2B	2B	2E									1Z	2B	2B	2B								
54B %	170		2S	2S														2S	2S	2S	2U								
54B	170	3E			2S																								
54B	200	3E	2S	2S	2U													2S	2S	2S	2U								
54B	289	1Z	2B	2B	2B	1Z	2B	2B	2E									1Z	2B	2B	2B								
62A %	170		2S	2S														2S	2S	2S									
62A ♦	170																			4H	4H								
62A	170	3E			2S																2U								
62A	200	3E	2S	2S	2S													2S	2S	2S	2U								
62A	289-2	1Z	2B	1Z	2B	1Z	2B	2B	2B									1Z	2B	1Z	2B								
62A	289-4	1Z	2B	1Z	2B	1Z	2B	2B	2B									1Z	2B	2B	2B								
62B %	170		2S	2S																									
62B	170	3E			2S													2S	2S	2S	2U								
62B	200	3E	2S	2S	2S													2S	2S	2S	2U								
62B	289-2	1Z	2B	1Z	2B	1Z	2B	2B	2B									1Z	2B	1Z	2B								
62B	289-4	1Z	2B	1Z	2B	1Z	2B	2B	2B									1Z	2B	2B	2B								
62C	200	3E	2S	2S	2U													2S	2S	2S	2U								
62C	289-2	1Z	2B	2B	2B	1Z	2B	2B	2E									1Z	2B	2B	2B								
62C	289-4	1Z	2B	2B	2B	1Z	2B	2B	2E									1Z	2B	2B	2B								
71A	200	1L		1L	1N													1L		1N	1N								
71A	289-2	1P		1P	1Z	1P		1P	1Z									1P		1P	1Z								
71A	289-4	1P		1P	1Z				1Z									1P		1P	1Z								
71B	200	1L		1L	1N													1L		1N	1N								
71B	289-2	1P		1P	1Z	1P		1P	1Z									1P		1P	1Z								
71B	289-4	1P		1P	1Z				1Z									1P		1P	1Z								

1967 "X" (FALCON) -- HEAVY DUTY SPRINGS - WITHOUT THERMACTOR

71A	200		3E	3E	3E														3E	3E	2S								
71A	289-2			2S	2U			2S	2U											2S	2U								
71A	289-4	2S		2S	2U	2S		2U	2U									2S		2S	2U								
71B	200		3E	3E	3E														3E	3E	2S								
71B	289-2			2S	2U			2S	2U											2S	2U								
71B	289-4	2S		2S	2U	2S		2U	2U									2S		2S	2U								

▲ Refer to Page 1 Section 53 to translate Code Number into Service Part Number.
% Except IMCO ♦ IMCO

COPYRIGHT © 1975 — FORD MOTOR COMPANY — DEARBORN, MICHIGAN

5310 - continued 1967 "X" (FALCON) --STANDARD SPRINGS - WITH THERMACTOR

BODY TYPE	TRANS.→	3/S				4/S				O/D				C/M				C4				C6							
	OPT-IONS →		A/C	P/S	A/C & P/S		A/C	P/S	A/C & P/S		A/C	P/S	A/C & P/S		A/C	P/S	A/C & P/S		A/C	P/S	A/C & P/S		A/C	P/S	A/C & P/S		A/C	P/S	A/C & P/S
	ENGINE	▲ FRONT SPRING CODE NUMBER																											
54A %	170		2S	2S																2S									
54A ♦	170																		4H	4H									
54A	170				2U														2U										
54A	200		2S	2S	2U														2U	2S	2U								
54A	289	1Z	2B	2B	2E	2B	2B	2B	2E									1Z	2B	2B	2E								
54B %	170		2S	2S																									
54B	170				2U														2U										
54B	200		2S	2S	2U														2U	2S	2U								
54B	289	1Z	2B	2B	2E	2B	2B	2B	2E									1Z	2B	2B	2E								
62A %	170	2S	2S	2S														2S	2S	2S									
62A ♦	170																		4H	4H									
62A	170	3E			2S																2U								
62A	200		2S	2S	2U														2U	2S	2U								
62A	289-2	1Z	2B	2B	2B	1Z	2B	2B	2E									1Z	2B	2B	2E								
62A	289-4	1Z	2B	2B	2E	2B	2B	2B	2E									1Z	2B	2B	2E								
62B %	170	2S	2S	2S	2S													2S	2S	2S									
62B	170	3E																			2U								
62B	200		2S	2S	2U														2U	2S	2U								
62B	289-2	1Z	2B	2B	2B	1Z	2B	2B	2E									1Z	2B	2B	2E								
62B	289-4	1Z	2B	2B	2E	2B	2B	2B	2E									1Z	2B	2B	2E								
62C	200		2S		2U														2U		2U								
62C	289-2	1Z	2B	2B		2B	2B	2B	2E									1Z	2B	2B	2E								
62C	289-4	1Z	2B	2B	2E	2B	2B	2B	2E									2B	2B	2B	2E								
71A	200	1L	1N	1N	1N													1N	1N	1N	1P								
71A	289-2	1P		1P	1Z	1P		1Z	1Z									1P		1P	1Z								
71A	289-4	1P		1P	1Z	1P		1Z	1Z									1P		1Z	1Z								
71B	200	1L	1N	1N	1N													1N	1N	1N	1P								
71B	289-2	1P		1P	1Z	1P		1Z	1Z									1P		1P	1Z								
71B	289-4	1P		1P	1Z	1P		1Z	1Z									1P		1Z	1Z								

1967 "X" (FALCON) -- HEAVY DUTY SPRINGS - WITH THERMACTOR

71A	200		3E	3E	2S														3E	3E	2S								
71A	289-2	2S		2U	2U	2S		2U	2U									2S		2U	2U								
71A	289-4	2S		2U	2U	2S		2U	2U									2S		2U	2U								
71B	200		3E	3E	2S														3E	3E	2S								
71B	289-2	2S		2U	2U	2S		2U	2U									2S		2U	2U								
71B	289-4	2S		2U	2U	2S		2U	2U									2S		2U	2U								

▲ Refer to Page 1 Section 53 to translate Code Number into Service Part Number.

% Except IMCO ♦ IMCO

HALPERT_AUCTIONS

5310 SPRING (FRONT COIL)

HOW TO FIND 1968 FRONT SPRING PART NUMBERS

1) To determine Front Spring Part Number you must know:

a) YEAR
b) CAR LINE
c) BODY TYPE
d) ENGINE
e) Whether SPRING required is STANDARD or HEAVY DUTY.
f) TRANSMISSION
g) Whether car is equipped with AIR CONDITIONING, POWER STEERING or BOTH.

2) Using this information, refer to the listing on the following pages.

3) Locate the appropriate Front Spring Code Number.

4) **Translate the Code Number into a Service Part Number by referring to the Cross Reference listing starting on page 1 of Section 53.**

Read down to locate correct Code Number.

Read across to locate Front Spring Part Number.

(Color Identification, Normal Load, Number of Coils, Wire Diameter and Free Length are also listed).

EXAMPLE:

a) Year 1968
b) Car Line FORD
c) Body Type 63B
d) Engine 390
e) Spring Type STANDARD
f) Transmission C/M(Cruise-O-Matic)
g) Additional Equipment P/S(Power Steering)

Front Spring Code Number listed is 95.

Part Number shown for Code 95 (Section 53 page 4) is C6AZ 5310-E.

1968 "A" (FORD) -- STANDARD SPRINGS

BODY TYPE	TRANS.→	3/S				4/S				O/D				C/M				C4				C6							
	OPT-IONS →		A/C	P/S	A/C & P/S		A/C	P/S	A/C & P/S		A/C	P/S	A/C & P/S		A/C	P/S	A/C & P/S		A/C	P/S	A/C & P/S		A/C	P/S	A/C & P/S		A/C	P/S	A/C & P/S
	ENGINE	▲ FRONT SPRING CODE NUMBER																											
54A(EXC.P/C)	240	91	94	93	94									91	94	93	94	91	93	91	94								
54A(EXC.P/C)	302	91	94	93	95									93	94	93	95	91	94	93	95								
54A(EXC.P/C)	390-2	95	96	95	98									95	96	95	98					94	96	95	98				
54A(EXC.P/C)	390-4	95	96	95	98	95	96	95	98													95	96	95	98				
54A(EXC.P/C)	428					95	98	96	98													95	96	95	98				
54A(P/C)	240	3X	3Z	3Y	3Z									3X	3Z	3Y	3Z												
54A(P/C)	302	3Y	3Z	3Y	3Z									3Y	3Z	3Y	3Z												
54A(P/C)	390	3Z	4A	4A	4A																	3Z	4A	4A	4A				
54A(P/C)	428																					3Z	4A	4A	4A				
54A	427					1E	1F	1F	1G																				
54B(EXC.P/C)	240	91	94	93	95									91	94	93	95	91	94	93	94								
54B(EXC.P/C)	302	93	94	93	95									93	95	94	95	91	94	93	95								
54B(EXC.P/C)	390-2	95	96	95	98									95	96	95	98					95	96	95	98				
54B(EXC.P/C)	390-4	95	96	96	98	95	98	96	98													95	96	95	98				
54B(EXC.P/C)	428					95	98	96	98													95	98	96	98				
54B(P/C)	240	3Y	3Z	3Y	3Z									3Y	3Z	3Y	3Z												
54B(P/C)	302	3Y	3Z	3Y	4A									3Y	3Z	3Y	4A												
54B(P/C)	390-2	3Z	4A	4A	4A																	3Z	4A	4A	4A				
54B(P/C)	390-4	3Z	4A	4A	4A																	3Z	4A	4A	4A				
54B(P/C)	428																					4A	4A	4A	4A				

▲ Refer to Page 1 Section 53 to translate Code Number into Service Part Number.

COPYRIGHT © 1975 — FORD MOTOR COMPANY — DEARBORN, MICHIGAN

5310 - continued 1968 "A" (FORD) -- STANDARD SPRINGS - continued

BODY TYPE	TRANS.→	3/S				4/S				O/D				C/M				C4				C6							
	OPT-IONS →		A/C	P/S	A/C & P/S		A/C	P/S	A/C & P/S		A/C	P/S	A/C & P/S		A/C	P/S	A/C & P/S		A/C	P/S	A/C & P/S		A/C	P/S	A/C & P/S		A/C	P/S	A/C & P/S
	ENGINE	▲ FRONT SPRING CODE NUMBER																											
54B	427					1E	1G	1F	1G																				
54C	302	93	94	93	95									93	95	94	95	91	94	93	95								
54C	390-2	95	96	95	98									95	96	95	98					95	96	95	98				
54C	390-4	95	96	96	98	95	98	96	98													95	96	95	98				
54C	427					1E	1G	1F	1G																				
54C	428					95	98	96	98													95	98	96	98				
54E(EXC.P/C)	240	91	94	93	95									91	94	93	95	91	93	91	94								
54E(EXC.P/C)	302	91	94	93	95									93	94	93	95	91	94	93	95								
54E(EXC.P/C)	390	95	96	95	98	95	96	95	98					95	96	95	98					95	96	95	98				
54E(EXC.P/C)	428					95	98	96	98													95	98	96	98				
54E(P/C)	240	3Y	3Z	3Y	3Z									3Y	3Z	3Y	3Z												
54E(P/C)	302	3Y	3Z	3Y	3Z									3Y	3Z	3Y	3Z												
54E(P/C)	390	3Z	4A	4A	4A																	3Z	4A	4A	4A				
54E(P/C)	428																					3Z	4A	4A	4A				
54E	427-4					1E	1F	1F	1G																				
54E	427-8					1E	1G	1F	1G																				
57B	240	91	94	93	95													91	94	93	94								
57B	302	93	94	93	95									93	95	94	95	91	94	93	95								
57B	390	95	96	95	98	95	98	96	98					95	96	95	98					95	96	95	98				
57B	427					1E	1G	1F	1G																				
57B	428					95	98	96	98													95	98	96	98				
57F	302	93	95	94	95									93	95	94	95	93	94	93	95								
57F	390	95	98	96	98	95	98	96	98					95	98	96	98					95	98	96	98				
57F	427-4					1E	1G	1F	1G																				
57F	427-8					1F	1G	1F	1G																				
57F	428					96	98	96	98													95	98	96	98				
62B(EXC.P/C)	240	91	93	91	94									91	93	91	94	91	93	91	94								
62B(EXC.P/C)	302	91	94	93	95									91	94	93	95	91	94	91	94								
62B(EXC.P/C)	390-2	94	96	95	96									94	96	95	96					94	96	95	96				
62B(EXC.P/C)	390-4	94	96	95	98	94	96	95	98													94	96	95	96				
62B(EXC.P/C)	428					95	96	95	98													94	96	95	98				
62B(P/C)	240	3X	3Y	3Y	3Z									3X	3Y	3Y	3Z												
62B(P/C)	302	3Y	3Z	3Y	3Z									3Y	3Z	3Y	3Z												
62B(P/C)	390	3Z	4A	3Z	4A																	3Z	4A	3Z	4A				
62B(P/C)	428																					3Z	4A	4A	4A				
62B	427					1E	1F	1E	1G																				
62E(EXC.P/C	240	91	94	93	95									91	94	93	95	91	93	91	94								
62E(EXC.P/C)	302	91	94	93	95									93	94	93	95	91	94	93	95								
62E(EXC.P/C)	390	95	96	95	98	95	96	95	98					95	96	95	98					95	96	95	98				
62E(EXC.P/C)	428					95	98	96	98													95	96	96	98				
62E (P/C)	240	3Y	3Z	3Y	3Z									3Y	3Z	3Y	3Z												
62E (P/C)	302	3Y	3Z	3Y	3Z									3Y	3Z	3Y	3Z												
62E(P/C)	390	3Z	4A	4A	4A																	3Z	4A	4A	4A				
62E (P/C)	428																					3Z	4A	4A	4A				
62E	427-4					1E	1F	1F	1G																				
62E	427-8					1E	1G	1F	1G																				

▲ Refer to Page 1 Section 53 to translate Code Number into Service Part Number.

HALPERT_AUCTIONS

5310 - continued 1968 "A" (FORD) -- STANDARD SPRINGS - continued

BODY TYPE	TRANS. →	3/S				4/S				O/D				C/M				C4				C6							
	OPT-IONS →		A/C	P/S	A/C & P/S		A/C	P/S	A/C & P/S		A/C	P/S	A/C & P/S		A/C	P/S	A/C & P/S		A/C	P/S	A/C & P/S		A/C	P/S	A/C & P/S		A/C	P/S	A/C & P/S
	ENGINE	▲ FRONT SPRING CODE NUMBER																											
63B	240	91	93	91	94													91	93	91	94								
63B	302	91	94	93	94									91	94	93	95	91	93	91	94								
63B	390	94	96	95	96	94	96	95	98					94	96	95	96					94	96	95	96				
63B	427					1E	1F	1E	1G																				
63B	428					95	96	95	98													94	96	95	98				
63C	240	91	94	93	94													91	93	91	94								
63C	302	91	94	93	95													91	94	93	94								
63C	390-2	94	96	95	98																	94	96	95	98				
63C	390-4	95	96	95	98	95	96	95	98													94	96	95	98				
63C	427					1E	1F	1E	1G																				
63C	428					95	98	96	98													95	96	95	98				
65A	302	93	95	94	95									93	95	94	96	93	94	93	95								
65A	390	95	98	96	98	95	98	96	98					95	98	96	98					95	98	96	98				
65A	427-4					1E	1G	1F	1G																				
65A	427-8					1F	1G	1F	1G																				
65A	428					96	98	96	98													95	98	96	98				
65C	240	91	93	91	94													91	93	91	94								
65C	302	91	94	93	94									91	94	93	95	91	93	91	94								
65C	390	94	96	95	96	94	96	95	98					94	96	95	96					94	96	95	96				
65C	428					95	96	95	98													94	96	95	98				
65C	427					1E	1F	1E	1G																				
71A	302	1B	1D	1B	1D									1B	1D	1B	1D	1B	1D	1B	1D								
71A	390	1D	1E	1D	1E									1D	1E	1D	1E					1D	1E	1D	1E				
71A	428																					1D	1E	1D	1E				
71B	240	1B	1B	1B	1D													1B	1B	1B	1D								
71B	302	1B	1D	1B	1D									1B	1D	1B	1D	1B	1B	1B	1D								
71B	390-2	1D	1E	1D	1E									1D	1E	1D	1E					1D	1D	1D	1E				
71B	390-4	1D	1E	1D	1E																	1D	1E	1D	1E				
71B	428																					1D	1E	1D	1E				
71C	240	1B	1B	1B	1D													1B	1B	1B	1D								
71C	302	1B	1D	1B	1D									1B	1D	1B	1D	1B	1B	1B	1D								
71C	390-2	1D	1D	1D	1E									1D	1D	1D	1E					1D	1D	1D	1E				
71C	390-4	1D	1D	1D	1E																	1D	1D	1D	1E				
71C	428																					1D	1E	1D	1E				
71D(EXC.P/C)	240	1B	1B	1B	1D									1B	1B	1B	1D	1B	1B	1B	1D								
71D(EXC.P/C)	302	1B	1D	1B	1D									1B	1D	1B	1D	1B	1B	1B	1D								
71D(EXC.P/C)	390	1D	1E	1D	1E									1D	1D	1D	1E					1D	1D	1D	1E				
71D(EXC.P/C)	428																					1D	1E	1D	1E				
71D(P/C)	240	3W	3Y	3X	3Y									3W	3Y	3X	3Y												
71D(P/C)	302	3X	3Y	3X	3Y									3X	3Y	3X	3Y												
71D(P/C)	390	3Y	3Z	3Z	4A																	3Y	3Z	3Z	4A				
71D(P/C)	428																					3Y	3Z	3Z	4A				
71E	302	1B	1D	1B	1D									1B	1D	1B	1D	1B	1D	1B	1D								
71E	390	1D	1E	1D	1E									1D	1E	1D	1E					1D	1E	1D	1E				
71E	428																					1D	1E	1D	1F				

▲ Refer to Page 1 Section 53 to translate Code Number into Service Part Number.

COPYRIGHT © 1975 — FORD MOTOR COMPANY — DEARBORN, MICHIGAN

HALPERT_AUCTIONS

5310 - continued **1968 "A" (FORD)-- STANDARD SPRINGS - continued**

BODY TYPE	TRANS.→	3/S				4/S				O/D				C/M				C4				C6							
	OPT-IONS →		A/C	P/S	A/C & P/S		A/C	P/S	A/C & P/S		A/C	P/S	A/C & P/S		A/C	P/S	A/C & P/S		A/C	P/S	A/C & P/S		A/C	P/S	A/C & P/S		A/C	P/S	A/C & P/S
	ENGINE	▲ FRONT SPRING CODE NUMBER																											
71H(EXC.P/C)	240	1B	1B	1B	1D									1B	1B	1B	1D	1B	1B	1B	1D								
71H(EXC.P/C)	302	1B	1D	1B	1D									1B	1D	1B	1D	1B	1D	1B	1D								
71H(EXC.P/C)	390-2	1D	1E	1D	1E									1D	1E	1D	1E					1D	1D	1D	1E				
71H(EXC.P/C)	390-4	1D	1E	1D	1E																	1D	1E	1D	1E				
71H(EXC.P/C)	428																	1D	1E	1D	1E								
71H(P/C)	240	3W	3Y	3X	3Y									3W	3Y	3X	3Y												
71H(P/C)	302	3X	3Y	3X	3Y									3X	3Y	3X	3Y												
71H(P/C)	390	3Y	3Z	3Z	4A																	3Y	3Z	3Z	4A				
71H(P/C)	428																					3Y	4A	3Z	4A				
71J(EXC.P/C	240	1B	1B	1B	1D									1B	1B	1B	1D	1B	1B	1B	1B								
71J(EXC.P/C)	302	1B	1D	1B	1D									1B	1D	1B	1D	1B	1B	1B	1D								
71J(EXC.P/C)	390	1D	1D	1D	1E									1D	1D	1D	1E					1D	1D	1D	1E				
71J(EXC.P/C)	428																					1D	1E	1D	1E				
71J(P/C)	240	3W	3X	3X	3Y									3W	3Y	3X	3Y												
71J(P/C)	302	3W	3Y	3X	3Y									3X	3Y	3X	3Y												
71J(P/C)	390-2	3Y	3Z	3Y	4A																	3Y	3Z	3Y	4A				
71J(P/C)	390-4	3Y	3Z	3Z	4A																	3Y	3Z	3Y	4A				
71J(P/C)	428																					3Y	3Z	3Z	4A				
76A	240	91	94	93	95													91	94	91	94								
76A	302	93	94	93	95									93	94	93	95	91	94	93	95								
76A	390	95	96	95	98	95	96	95	98					95	96	95	98					95	96	95	98				
76A	427-4					1E	1F	1F	1G																				
76A	427-8					1E	1G	1F	1G																				
76A	428					95	98	96	98													95	98	96	98				
76B	240	93	94	93	95													91	94	93	95								
76B	302	93	95	94	95													93	95	93	95								
76B	390	95	98	96	98	95	98	96	98													95	98	96	98				
76B	427-4					1E	1G	1F	1G																				
76B	427-8					1F	1G	1F	1G																				
76B	428					96	98	96	98													95	98	96	98				

1968 "A" (FORD) -- HEAVY DUTY SPRINGS

54A	240	1B	1D	1D	1D									1B	1D	1D	1D	1B	1D	1B	1D								
54A †	302	1B	1D	1B	1D									1B	1D	1B	1D	1B	1D	1B	1D								
54A ‡	302	1D	1D	1D	1E									1D	1D	1D	1E	1B	1D	1D	1D								
54A †	390	1D	1E	1D	1F	1D	1E	1D	1F					1D	1E	1D	1E					1D	1E	1D	1E				
54A ‡	390	1D	1F	1E	1F	1D	1F	1E	1F					1D	1F	1E	1F					1D	1F	1E	1F				
54A †	428					1D	1E	1E	1F													1D	1E	1D	1F				
54A ‡	428					1E	1F	1E	1G													1E	1F	1E	1F				
54B	240	1B	1D	1D	1E									1B	1D	1D	1E	1B	1D	1D	1D								
54B †	302	1B	1D	1D	1D									1B	1D	1D	1D	1B	1D	1B	1D								
54B ‡	302	1D	1D	1D	1E									1D	1D	1D	1E	1D	1D	1D	1E								
54B †	390	1D	1E	1D	1F	1D	1E	1D	1F					1D	1E	1D	1F					1D	1E	1D	1F				
54B ‡	390-2	1E	1F	1E	1F									1E	1F	1E	1F					1E	1F	1E	1F				
54B ‡	390-4	1E	1F	1E	1G	1E	1F	1E	1G													1E	1F	1E	1F				
54B †	428					1D	1F	1E	1F													1D	1E	1E	1F				
54B ‡	428					1E	1F	1F	1G													1E	1F	1E	1G				

▲ Refer to Page 1 Section 53 to translate Code Number into Service Part Number.

† With improved handling package ‡ Without improved handling package

HALPERT_AUCTIONS

5310 - continued **1968 "A" (FORD) -- HEAVY DUTY SPRINGS - continued**

BODY TYPE	TRANS.→	3/S				4/S				O/D				C/M				C4				C6							
	OPT-IONS →		A/C	P/S	A/C & P/S		A/C	P/S	A/C & P/S		A/C	P/S	A/C & P/S		A/C	P/S	A/C & P/S		A/C	P/S	A/C & P/S		A/C	P/S	A/C & P/S		A/C	P/S	A/C & P/S
	ENGINE	▲ FRONT SPRING CODE NUMBER																											
54C †	302	1B	1D	1D	1D									1B	1D	1D	1D	1B	1D	1B	1D								
54C ‡	302	1D	1D	1D	1E									1D	1D	1D	1E	1D	1D	1D	1E								
54C ‡	390-2	1E	1F	1E	1F									1E	1F	1E	1F					1E	1F	1E	1F				
54C ‡	390-4	1E	1F	1E	1G	1E	1F	1E	1G													1E	1F	1E	1F				
54C †	428					1D	1F	1E	1F													1D	1E	1E	1F				
54C ‡	428					1E	1F	1F	1G													1E	1F	1E	1G				
54E	240	1B	1D	1D	1D									1B	1D	1D	1D	1B	1D	1D	1D								
54E †	302	1B	1D	1B	1D									1B	1C	1B	1D	1B	1D	1B	1D								
54E ‡	302	1D	1D	1D	1E									1D	1D	1D	1E	1B	1D	1D	1D								
54E †	390	1D	1E	1D	1F	1D	1E	1D	1F					1D	1E	1D	1F					1D	1E	1D	1E				
54E ‡	390	1D	1F	1E	1F	1E	1F	1E	1F					1D	1F	1E	1F					1D	1F	1E	1F				
54E †	428					1D	1E	1E	1F													1D	1E	1D	1F				
54E ‡	428					1E	1F	1F	1G													1E	1F	1E	1G				
57B	240	1B	1D	1D	1D													1B	1D	1D	1D								
57B †	302	1B	1D	1D	1D									1B	1D	1D	1D	1B	1D	1B	1D								
57B ‡	302	1D	1D	1D	1E									1D	1D	1D	1E	1D	1D	1D	1E								
57B †	390	1D	1E	1D	1F	1D	1E	1D	1F					1D	1E	1D	1F					1D	1E	1D	1F				
57B ‡	390-2	1E	1F	1E	1F									1E	1F	1E	1F					1D	1F	1E	1F				
57B ‡	390-4	1E	1F	1E	1F	1E	1F	1E	1G													1E	1F	1E	1F				
57B †	428					1D	1F	1E	1F													1D	1E	1E	1F				
57B ‡	428					1E	1F	1F	1G													1E	1F	1E	1G				
57F †	302	1B	1D	1D	1D									1B	1D	1D	1D	1B	1D	1D	1D								
57F ‡	302	1D	1D	1D	1E									1D	1E	1D	1E	1D	1D	1D	1E								
57F †	390-2	1D	1E	1E	1F									1D	1E	1E	1F					1D	1E	1D	1F				
57F †	390-4	1D	1E	1E	1F	1D	1F	1E	1F													1D	1E	1E	1F				
57F ‡	390	1E	1F	1E	1G	1E	1F	1E	1G					1E	1F	1E	1G					1E	1F	1E	1G				
57F †	428					1D	1F	1E	1F													1D	1F	1E	1F				
57F ‡	428					1E	1G	1F	1G													1E	1F	1F	1G				
62B †	302	1B	1D	1B	1D									1B	1D	1B	1D	1B	1D	1B	1D								
62B ‡	302	1B	1D	1D	1D									1B	1D	1D	1D	1B	1D	1D	1D								
62B †	390	1D	1E	1D	1E	1D	1E	1D	1E					1D	1E	1D	1E					1D	1E	1D	1E				
62B ‡	390	1D	1E	1E	1F	1D	1F	1E	1F					1D	1E	1E	1F					1D	1E	1E	1F				
62B †	428					1D	1E	1D	1F													1D	1E	1D	1E				
62B ‡	428					1E	1F	1E	1F													1D	1F	1E	1F				
62E	240	1B	1D	1D	1D									1B	1D	1D	1D	1B	1D	1D	1D								
62E †	302	1B	1D	1B	1D									1B	1D	1B	1D	1B	1D	1B	1D								
62E ‡	302	1D	1D	1D	1E									1D	1D	1D	1E	1B	1D	1D	1D								
62E †	390-2	1D	1E	1D	1F									1D	1E	1D	1F					1D	1E	1D	1E				
62E †	390-4	1D	1E	1D	1F	1D	1E	1D	1F													1D	1E	1D	1F				
62E ‡	390	1D	1F	1E	1F	1E	1F	1E	1F					1D	1F	1E	1F					1D	1F	1E	1F				
62E ‡	428					1E	1F	1E	1G													1E	1F	1E	1G				
62E †	428					1D	1E	1E	1F													1D	1E	1D	1F				
63B	240	1B	1D	1B	1D													1B	1D	1B	1D								
63B †	302	1B	1D	1B	1D									1B	1D	1B	1D	1B	1D	1B	1D								
63B ‡	302	1B	1D	1D	1D									1B	1D	1D	1D	1B	1D	1D	1D								
63B †	390-2	1D	1E	1D	1E									1D	1E	1D	1E					1D	1D	1D	1E				
63B ‡	390-2	1D	1E	1E	1F									1D	1E	1E	1F					1D	1E	1D	1F				
63B †	390-4	1D	1E	1D	1E	1D	1E	1D	1E													1D	1E	1D	1E				
63B ‡	390-4	1D	1E	1E	1F	1D	1F	1E	1F													1D	1E	1E	1F				
63B †	428					1D	1E	1D	1F													1C	1E	1D	1E				
63B ‡	428					1D	1F	1E	1F													1D	1F	1E	1F				

▲ Refer to Page 1 Section 53 to translate Code Number into Service Part Number.

† With improved handling package ‡ Without improved handling package

COPYRIGHT © 1975 — FORD MOTOR COMPANY — DEARBORN, MICHIGAN
FINAL ISSUE

5310 - continued **1968 "B" (FAIRLANE/TORINO) -- STANDARD SPRINGS - continued**

BODY TYPE	TRANS.→	3/S				4/S				O/D				C/M				C4				C6							
	OPT-IONS →		A/C	P/S	A/C & P/S		A/C	P/S	A/C & P/S		A/C	P/S	A/C & P/S		A/C	P/S	A/C & P/S		A/C	P/S	A/C & P/S		A/C	P/S	A/C & P/S		A/C	P/S	A/C & P/S
	ENGINE	▲ FRONT SPRING CODE NUMBER																											
63B	200	5H	5J	5H	5J													5G	5J	5H	5J								
63B †	289	4N	4N	4N	3J	4N	3J	4N	3J									4P	4N	4N	3J								
63B ‡	289	5L	5M	5M	5N	5L	5M	5M	5N									5L	5M	5L	5M								
63B	302	5L	5M	5L	5M	5L	5M	5M	5N	5L	5M	5M	5N					5L	5M	5L	5M								
63B †	390-2	3K	3K	3K	3L	3K	3K	3K	3L													3K	3K	3K	3L				
63B ‡	390-2	5P	5R	5R	5R	5P	5R	5R	5S													5P	5R	5R	5R				
63B †	390-4	3K	3K	3K	3L	3K	3L	3K	3L													3K	3L	3K	3L				
63B ‡	390-4	5P	5R	5R	5S	5P	5R	5R	5S													5P	5R	5R	5S				
63B	427	3K	3L	3L	3L	3K	3L	3L	3L													3L	3L	3L	3L				

HALPERT_AUCTIONS

5310 - continued **1968 "A" (FORD) -- HEAVY DUTY SPRINGS - continued**

BODY TYPE	TRANS.→	3/S				4/S				O/D				C/M				C4				C6							
	OPT-IONS →		A/C	P/S	A/C & P/S		A/C	P/S	A/C & P/S		A/C	P/S	A/C & P/S		A/C	P/S	A/C & P/S		A/C	P/S	A/C & P/S		A/C	P/S	A/C & P/S		A/C	P/S	A/C & P/S
	ENGINE	▲ FRONT SPRING CODE NUMBER																											
63C	240	1B	1D	1D	1D													1B	1D	1B	1D								
63C †	302	1B	1D	1B	1D													1B	1D	1B	1D								
63C ‡	302	1B	1D	1D	1E													1B	1D	1D	1D								
63C †	390	1D	1E	1D	1E	1D	1E	1D	1E													1D	1E	1D	1E				
63C ‡	390	1D	1F	1E	1F	1D	1F	1E	1F													1D	1F	1E	1F				
63C †	428					1D	1E	1D	1F													1D	1E	1D	1F				
63C ‡	428					1E	1F	1E	1G													1E	1F	1E	1F				
65A †	302	1B	1D	1D	1D									1B	1D	1D	1D	1B	1D	1D	1D								
65A ‡	302	1D	1E	1D	1E									1D	1E	1D	1E	1D	1D	1D	1E								
65A †	390-2	1D	1E	1E	1F									1D	1E	1E	1F					1D	1E	1D	1F				
65A †	390-4	1D	1E	1E	1F	1D	1F	1E	1F													1D	1E	1E	1F				
65A ‡	390	1E	1F	1E	1G	1E	1F	1F	1G					1E	1F	1E	1G					1E	1F	1E	1G				
65A †	428					1D	1F	1E	1F													1D	1F	1E	1F				
65A ‡	428					1E	1G	1F	1G													1E	1F	1F	1G				
65C	240	1B	1D	1B	1D													1B	1D	1B	1D								
65C †	302	1B	1D	1B	1D									1B	1D	1B	1D	1B	1D	1B	1D								
65C ‡	302	1B	1D	1D	1D									1B	1D	1D	1D	1B	1D	1D	1D								
65C †	390	1D	1E	1D	1E	1D	1E	1D	1E					1D	1E	1D	1E					1D	1E	1D	1E				
65C ‡	390	1D	1E	1E	1F	1D	1F	1E	1F					1D	1E	1E	1F					1D	1E	1E	1F				
65C †	428					1D	1E	1D	1F													1C	1E	1D	1E				
65C ‡	428					1D	1F	1E	1F													1D	1F	1E	1F				
76A	240	1B	1D	1D	1D													1B	1D	1D	1D								
76A †	302	1B	1D	1B	1D									1B	1D	1B	1D	1B	1D	1B	1D								
76A ‡	302	1D	1D	1D	1E									1D	1D	1D	1E	1B	1D	1D	1E								
76A †	390	1D	1E	1D	1F	1D	1E	1D	1F					1D	1E	1D	1F					1D	1E	1D	1F				
76A ‡	390	1E	1F	1E	1F	1E	1F	1E	1F					1D	1F	1E	1F					1D	1F	1E	1F				
76A †	428					1D	1F	1E	1F													1D	1E	1D	1F				
76A ‡	428					1E	1F	1F	1G													1E	1F	1E	1G				
76B	240	1D	1D	1D	1E													1B	1D	1D	1D								
76B †	302	1B	1D	1D	1D													1B	1D	1D	1D								
76B ‡	302	1D	1E	1D	1E													1D	1D	1D	1E								
76B †	390-2	1D	1E	1E	1F																	1D	1E	1D	1F				
76B †	390-4	1D	1E	1E	1F	1D	1F	1E	1F													1D	1E	1E	1F				
76B ‡	390	1E	1F	1E	1G	1E	1F	1F	1G													1E	1F	1E	1G				
76B †	428					1D	1F	1E	1F													1D	1F	1E	1F				
76B ‡	428					1E	1G	1F	1G													1E	1F	1F	1G				

1968 "B" (FAIRLANE/TORINO)-- STANDARD SPRINGS

54A, B	200	5G	5J	5H	5J													5G	5H	5H	5J								
54A, B	289	5L	5M	5L	5M	5L	5M	5L	5M									5K	5L	5L	5M								
54A, B	302	5K	5M	5L	5M	5L	5M	5L	5M	5L	5M	5L	5M					5K	5L	5L	5M								
54A, B	390-2	5P	5R	5P	5R	5P	5R	5P	5R													5P	5R	5P	5R				
54A, B	390-4	5P	5R	5P	5R	5P	5R	5P	5R													5P	5R	5R	5S				
54C	200	5H	5J	5H	5J													5G	5H	5H	5J								
54C	289	5L	5M	5L	5M	5L	5M	5M	5N									5K	5M	5L	5M								
54C	302	5L	5M	5L	5M	5L	5M	5M	5N	5L	5M	5L	5N					5L	5M	5L	5M								
54C	390-2	5P	5R	5P	5R	5P	5R	5P	5R													5P	5R	5P	5R				
54C	390-4	5P	5R	5P	5R	5P	5R	5R	5R													5P	5R	5R	5S				

▲ Refer to Page 1 Section 53 to translate Code Number into Service Part Number.
† With improved handling package ‡ Without improved handling package

5310 - continued **1968 "B" (FAIRLANE/TORINO) -- STANDARD SPRINGS - continued**

5310 - continued **1968 "B" (FAIRLANE/TORINO) -- HEAVY DUTY SPRINGS - continued**

BODY TYPE	TRANS.→	3/S				4/S				O/D				C/M				C4				C6							
	OPT-IONS →		A/C	P/S	A/C & P/S		A/C	P/S	A/C & P/S		A/C	P/S	A/C & P/S		A/C	P/S	A/C & P/S		A/C	P/S	A/C & P/S		A/C	P/S	A/C & P/S		A/C	P/S	A/C & P/S
	ENGINE	▲ FRONT SPRING CODE NUMBER																											
54A, B	200	5G	5J	5H	5J													5G	5H	5H	5J								
54A, B	289	5L	5M	5L	5M	5L	5M	5L	5M									5K	5L	5L	5M								
54A, B	302	5K	5M	5L	5M	5L	5M	5L	5M	5L	5M	5L	5M					5K	5L	5L	5M								
54A, B	390-2	5P	5R	5P	5R	5P	5R	5P	5R													5P	5R	5P	5R				
54A, B	390-4	5P	5R	5P	5R	5P	5R	5P	5R													5P	5R	5R	5S				
54C	200	5H	5J	5H	5J													5G	5H	5H	5J								
54C	289	5L	5M	5L	5M	5L	5M	5M	5N									5K	5M	5L	5M								
54C	302	5L	5M	5L	5M	5L	5M	5M	5N	5L	5M	5L	5N					5L	5M	5L	5M								
54C	390-2	5P	5R	5P	5R	5P	5R	5P	5R													5P	5R	5P	5R				
54C	390-4	5P	5R	5P	5R	5P	5R	5R	5R													5P	5R	5R	5S				

HALPERT_AUCTIONS

5310 - continued

1968 "F" (MUSTANG) -- STANDARD SPRINGS

BODY TYPE	TRANS.→	3/S				4/S				O/D				C/M				C4				C6							
	OPT-IONS →		A/C	P/S	A/C & P/S		A/C	P/S	A/C & P/S		A/C	P/S	A/C & P/S		A/C	P/S	A/C & P/S		A/C	P/S	A/C & P/S		A/C	P/S	A/C & P/S		A/C	P/S	A/C & P/S
	ENGINE	▲ FRONT SPRING CODE NUMBER																											
63 &	200	4G	4W	4G	4J													4G	4W	4W	4J								
63 ⊟	200	4W	4J	4W	4J													4W	4J	4J	4V								
63	289-2	4V	4F	4V	4F	4V	4F	4V	4F									4J	4F	4V	4F								
63	289-4					4V	4F	4F	4E									4V	4F	4V	4E								
63	302	4V	4F	4F	4E	4V	4F	4F	4E									4V	4F	4V	4F								
63	390-2	4U	4D	4U	4D	4U	4D	4U	4D													4U	4D	4D	4Y				
63† &	390-4	4L	4M	4M	4M	4M	4M	4M	6D													4L	4M	4M	4M				
63† ⊟	390-4	4L	4M	4M	4M	4M	4M	4M	1Q													4L	4M	4M	4M				
63‡	390-4	4U	4D	4U	4D	4U	4D	4D	4D													4U	4D	4U	4D				
63†	427	4M	4M	4M	1Q	4M	1Q	4M	1Q													4M	4M	4M	1Q				
65 &	200	4G	4W	4W	4J													4G	4J	4W	4J								
65 ⊟	200	4W	4J	4W	4J													4W	4J	4J	4V								
65	289-2	4V	4F	4V	4F	4V	4F	4F	4E									4V	4F	4V	4F								
65	289-4					4V	4F	4F	4E									4V	4F	4F	4E								
65	302	4V	4F	4F	4E	4V	4F	4F	4E									4V	4F	4V	4F								
65	390-2	4U	4D	4U	4D	4U	4D	4D	4D													4U	4D	4D	4Y				
65† &	390-4	4L	4M	4M	6D	4M	4M	4M	6D													4M	4M	4M	6D				
65† ⊟	390-4	4L	4M	4M	1Q	4M	4M	4M	1Q													4M	4M	4M	1Q				
65‡	390-4	4U	4D	4U	4D	4U	4D	4D	4Y													4U	4D	4U	4D				
65†	427	4M	1Q	4M	1Q	4M	1Q	4M	1Q													4M	1Q	4M	1Q				
76 &	200	4W	4J	4W	4J													4W	4J	4J	4V								
76 ⊟	200	4J	4V	4J	4V													4J	4V	4J	4V								
76	289-2	4F	4E	4F	4E	4F	4E	4F	4E									4V	4F	4F	4E								
76	289-4					4F	4E	4F	4E									4F	4E	4F	4E								
76	302	4F	4E	4F	4E	4F	4E	4E	4E									4F	4E	4F	4E								
76	390-2	4U	4D	4D	4Y	4D	4D	4D	4Y													4D	4Y	4D	4Y				
76† &	390-4	4M	6D	4M	6D	4M	6D	6D	6D													4M	6D	4M	6D				
76† ⊟	390-4	4M	1Q	4M	1Q	4M	1Q	1Q	1Q													4M	1Q	4M	1Q				
76‡	390-4	4D	4D	4D	4Y	4D	4Y	4D	4Y													4D	4Y	4D	4Y				
76†	427	4M	1Q	1Q	1Q	4M	1Q	1Q	1Q													4M	1Q	1Q	1Q				

1968 "F" (MUSTANG) -- HEAVY DUTY SPRINGS

63	289-2	4X	4S	4S	4S	4X	4S	4S	4R									4X	4S	4X	4S								
63	289-4					4S	4S	4S	4R									4X	4S	4S	4R								
63	302	4S	4S	4S	4R	4S	4S	4S	4R									4X	4S	4S	4S								
63	390-2	4P	4N	4P	4N	4P	4N	4P	4N													4P	4N	4N	4N				
63	390-4	4P	4N	4P	4N	4P	4N	4P	4N													4P	4N	4P	4N				
63	428	4P	4N	4N	4N	4P	4N	4N	4C													4P	4N	4N	4C				
65	289-2	4X	4S	4S	4R	4S	4S	4S	4R									4X	4S	4S	4S								
65	289-4					4S	4R	4S	4R									4S	4S	4S	4R								
65	302	4S	4S	4S	4R	4S	4R	4S	4R									4X	4S	4S	4R								
65	390-2	4P	4N	4P	4N	4P	4N	4P	4N													4P	4N	4N	4N				
65	390-4	4P	4N	4P	4N	4P	4N	4N	4N													4P	4N	4P	4N				
65	428	4P	4N	4N	4N	4N	4N	4N	4C													4N	4C	4N	4C				
76	289-2	4S	4R	4S	4R	4S	4R	4S	4R									4S	4R	4S	4R								
76	289-4					4S	4R	4R	4R									4S	4R	4S	4R								
76	302	4S	4R	4R	4R	4S	4R	4R	4R									4S	4R	4S	4R								
76	390-2	4P	4N	4N	4C	4P	4N	4N	4C													4N	4N	4N	4C				
76	390-4	4P	4N	4N	4C	4N	4C	4N	4C													4N	4N	4N	4C				
76	428	4N	4C	4N	4C	4N	4C	4N	4C													4N	4C	4C	4C				

▲ Refer to Page 1 Section 53 to translate Code Number into Service Part Number.
† With improved handling package ‡ Without improved handling package
& "Before 12/11/67" ⊟ "From 12/11/67"

COPYRIGHT © 1975 — FORD MOTOR COMPANY — DEARBORN, MICHIGAN

5310 - continued

1968 "S" (THUNDERBIRD) -- STANDARD SPRINGS

BODY TYPE	ENGINE	TRANS.	3/S				4/S				O/D				C/M				C4				C6							
		OPTIONS →		A/C	P/S	A/C & P/S		A/C	P/S	A/C & P/S		A/C	P/S	A/C & P/S		A/C	P/S	A/C & P/S		A/C	P/S	A/C & P/S		A/C	P/S	A/C & P/S		A/C	P/S	A/C & P/S
		▲ FRONT SPRING CODE NUMBER																												
57	All																							6C	4B					
65	All																							6B	6C					

1968 "S" (THUNDERBIRD) -- HEAVY DUTY SPRINGS

57, 65	All																							6F						

1968 "S" (THUNDERBIRD) -- WITH HEAVY DUTY SUSPENSION

57	All																								1H					
57	All																							1G						
65	All																								1G					

1968 "U" (BRONCO) -- STANDARD SPRINGS

97,98	170	6H																												
97,98	289	6J																												

1968 "U" (BRONCO) -- HEAVY DUTY SPRINGS

97,98	170	3S																												
97,98	289	6G																												

1968 "X" (FALCON) -- STANDARD SPRINGS

54	170	2S	2S	2S	2U													3E	2S	2S	2U									
54	200	2S	2S	2S	2U													3E	2S	2S	2U									
54	289	5J	5K	5K	5L	5J	5K	5K	5L									5J	5K	5J	5L									
54	302	5J	5L	5K	5L	5K	5L	5K	5L									5J	5K	5K	5L									
62A	170	2S	2S	2S	2U													3E	2S	2S	2S									
62A, B	200	2S	2S	2S	2U													3E	2S	2S	2U									
62A, B	289	5J	5K	5K	5L	5J	5K	5K	5L									5J	5K	5J	5K									
62A, B	302	5J	5K	5K	5L	5K	5L	5K	5L									5J	5K	5K	5L									
62C	200	2S	2S	2S	2U													2S	2S	2S	2U									
62C	289	5J	5K	5K	5L	5J	5K	5K	5L									5J	5K	5J	5L									
62C	302	5K	5L	5K	5L	5K	5L	5K	5L									5J	5K	5K	5L									
71	200	5B	5F	5B	5G													5B	5F	5B	5F									
71	289	5G	5J	5H	5J	5H	5J	5H	5J									5G	5H	5H	5J									
71	302	5H	5J	5H	5K	5H	5J	5J	5K									5G	5J	5H	5J									

1968 "X" (FALCON) -- HEAVY DUTY SPRINGS

54	170	5U	5V	5V	5W													5U	5V	5V	5V									
54	200	5U	5V	5V	5W													5U	5V	5V	5W									
54	289	5X	5Y	5X	5Y	5X	5Y	5Y	5Y									5X	5Y	5X	5Y									
54	302	5X	5Y	5Y	5Z	5X	5Y	5Y	5Z									5X	5Y	5X	5Y									
62A	170	5U	5V	5V	5W													5U	5V	5U	5V									
62A, B	200	5U	5V	5V	5W													5U	5V	5V	5V									
62A, B	289	5X	5Y	5X	5Y	5X	5Y	5X	5Y									5X	5X	5X	5Y									
62A, B	302	5X	5Y	5Y	5Y	5X	5Y	5Y	5Z									5X	5Y	5X	5Y									
62C	200	5U	5V	5V	5W													5U	5V	5V	5W									
62C	289	5X	5Y	5X	5Y	5X	5Y	5Y	5Y									5X	5Y	5X	5Y									
62C	302	5X	5Y	5Y	5Y	5X	5Y	5Y	5Z									5X	5Y	5X	5Y									
71	200	5T	5U	5U	5V													5T	5U	5U	5V									
71	289	5V	5W	5W	5X	5W	5X	5W	5X									5V	5W	5W	5X									
71	302	5W	5X	5W	5X	5W	5X	5W	5X									5V	5W	5W	5X									

▲ Refer to Page 1 Section 53 to translate Code Number into Service Part Number.

HALPERT_AUCTIONS

5310 SPRING (FRONT COIL)

HOW TO FIND 1969 FRONT SPRING PART NUMBERS

1) To determine Front Spring Part Number you must know:
   a) YEAR
   b) CAR LINE
   c) BODY TYPE
   d) ENGINE
   e) Whether SPRING required is STANDARD or HEAVY DUTY.
   f) TRANSMISSION
   g) Whether car is equipped with AIR CONDITIONING, POWER STEERING or BOTH.
2) Using this information, refer to the listing on the following pages.
3) Locate the appropriate Front Spring Code Number.
4) **Translate the Code Number into a Service Part Number by referring to the Cross Reference listing starting on page 1 of Section 53.**
   Read down to locate correct Code Number.
   Read across to locate Front Spring Part Number.
   (Color Identification, Normal Load, Number of Coils, Wire Diameter and Free Length are also listed).

EXAMPLE:
a) Year 1969
b) Car Line FORD (Not Police)
c) Body Type 63B
d) Engine 390
e) Spring Type STANDARD
f) Transmission C/M(Cruise-O-Matic)
g) Additional Equipment Air Conditioning

Front Spring Code Number listed is 6B.

Part Number shown for Code 6B (Section 53 page 7) is C8SZ 5310-A.

1969 "A" (FORD) -- STANDARD SPRINGS

BODY TYPE	TRANS.→	3/S				4/S				O/D				C/M				C4				C6							
	OPT-IONS →		A/C	P/S	A/C & P/S		A/C	P/S	A/C & P/S		A/C	P/S	A/C & P/S		A/C	P/S	A/C & P/S		A/C	P/S	A/C & P/S		A/C	P/S	A/C & P/S		A/C	P/S	A/C & P/S
	ENGINE	▲ FRONT SPRING CODE NUMBER																											
54A(exc.P/C)	240	91	94	93	4Z									93	94	93	4Z	91	94	93	4Z								
54A(P/C)	240	3Y	3Z	3Z	78									3Y	3Z	3Z	78												
54A(exc.P/C)	302	93	4Z	94	4Z									93	4Z	94	4Z	93	94	93	4Z								
54A(P/C)	302	3Y	78	3Z	78									3Z	78	3Z	78												
54A(exc.P/C)	351													94	4Z	4Z	5A												
54A(P/C)	351													3Z	78	78	78												
54A(exc.P/C)	390	4Z	6B	5A	6B									4Z	6B	5A	6B					4Z	6B	5A	6B				
54A(P/C)	390	78	81	78	81																	78	81	78	81				
54A(P/C)	428																					78	81	78	81				
54A(exc.P/C)	429-2																					5A	6B	5A	6C				
54A(P/C)	429-2																					78	81	78	81				
54A(exc.P/C)	429-4					5A	6B	5A	6C													5A	6B	5A	6C				
54A(P/C)	429-4					78	81	81	81													78	81	81	81				
54B(exc.P/C)	240	91	94	93	4Z									91	94	93	4Z	91	94	93	94								
54B(P/C)	240	3Y	3Z	3Y	78									3Y	3Z	3Z	78												
54B(exc.P/C)	302	93	94	93	4Z									93	4Z	94	4Z	91	94	93	4Z								
54B(P/C)	302	3Y	3Z	3Z	78									3Y	78	3Z	78												
54B(exc.P/C)	351													94	4Z	94	5A												
54B(P/C)	351													3Z	78	3Z	78												
54B(exc.P/C)	390	4Z	5A	4Z	6B									4Z	5A	4Z	6B					4Z	5A	4Z	6B				
54B(P/C)	390	78	78	78	81																	78	78	78	81				
54B(P/C)	428																					78	81	78	81				
54B(exc.P/C)	429-2																					4Z	6B	5A	6C				
54B(P/C)	429-2																					78	81	78	81				
54B(exc.P/C)	429-4					4Z	6B	5A	6C													4Z	6B	5A	6C				
54B(P/C)	429-4					78	81	78	81													78	81	78	81				

▲ Refer to Page 1 Section 53 to translate Code Number into Service Part Number.

COPYRIGHT © 1975 — FORD MOTOR COMPANY — DEARBORN, MICHIGAN

5310 - continued **1969 "A" (FORD) -- STANDARD SPRINGS - continued**

BODY TYPE	TRANS.→	3/S				4/S				O/D				C/M				C4				C6							
	OPT-IONS →		A/C	P/S	A/C & P/S		A/C	P/S	A/C & P/S		A/C	P/S	A/C & P/S		A/C	P/S	A/C & P/S		A/C	P/S	A/C & P/S		A/C	P/S	A/C & P/S		A/C	P/S	A/C & P/S
	ENGINE	▲ FRONT SPRING CODE NUMBER																											
54C	302	93	4Z	94	5A													93	4Z	94	5A								
54C	351													94	5A	4Z	6B												
54C	390	4Z	6B	5A	6C									5A	6B	5A	6C					5A	6B	5A	6C				
54C	429-2																					5A	6C	6B	6C				
54C	429-4					5A	6C	6B	6C													5A	6C	6B	6C				
54E(exc.P/C)	240	91	94	93	4Z									93	94	93	4Z	91	94	93	4Z								
54E(P/C)	240	3Y	3Z	3Z	78									3Y	3Z	3Z	78												
54E(exc.P/C)	302	93	4Z	94	4Z									93	4Z	94	4Z	93	94	93	4Z								
54E(P/C)	302	3Y	78	3Z	78									3Z	78	3Z	78												
54E(exc.P/C)	351													94	4Z	94	5A												
54E(P/C)	351													3Z	78	3Z	78												
54E(exc.P/C)	390	4Z	5A	4Z	6B									4Z	6B	5A	6B					4Z	6B	5A	6B				
54E(P/C)	390	78	81	78	81																	78	81	78	81				
54E(P/C)	428																					78	81	78	81				
54E(exc.P/C)	429-2																					5A	6B	5A	6C				
54E(P/C)	429-2																					78	81	78	81				
54E(exc.P/C)	429-4					5A	6B	5A	6C													5A	6B	5A	6C				
54E(P/C)	429-4					78	81	78	81													78	81	78	81				
57B	240	93	4Z	94	4Z													93	94	93	4Z								
57B	302	93	4Z	94	5A													93	4Z	94	5A								
57B	351													94	5A	4Z	5A												
57B	390	4Z	6B	5A	6B									4Z	6B	5A	6C					4Z	6B	5A	6C				
57B	429-2																					5A	6C	6B	6C				
57B	429-4					5A	6C	6B	6C													5A	6C	6B	6C				
57F	302	94	4Z	4Z	5A													94	4Z	94	5A								
57F	351													4Z	5A	4Z	6B												
57F	390	5A	6B	5A	6C									5A	6B	6B	6C					5A	6B	6B	6C				
57F	429-2																					6B	6C	6B	4B				
57F	429-4					6B	6C	6B	4B													6B	6C	6B	4B				
62B(exc.P/C)	240	91	94	93	94									91	94	93	4Z	91	94	93	94								
62B(P/C)	240	3Y	3Z	3Y	3Z									3Y	3Z	3Z	78												
62B(exc.P/C)	302	92	94	93	4Z									93	94	93	4Z	91	94	93	4Z								
62B(P/C)	302	3Y	3Z	3Z	78									3Y	3Z	3Z	78												
62B(exc.P/C)	351													93	4Z	94	5A												
62B(P/C)	351													3Z	78	3Z	78												
62B(exc.P/C)	390	4Z	5A	4Z	6B									4Z	5A	4Z	6B					4Z	5A	4Z	6B				
62B(P/C)	390	78	78	78	81																	78	78	78	81				
62B(P/C)	428																					78	81	78	81				
62B(exc.P/C)	429-2																					4Z	6B	5A	6C				
62B(P/C)	429-2																					78	81	78	81				
62B(exc.P/C)	429-4					4Z	6B	5A	6C													4Z	6B	5A	6C				
62B(P/C)	429-4					78	81	78	81													78	81	78	81				
62E(exc.P/C)	240	91	94	93	4Z									91	94	93	4Z	91	94	93	4Z								
62E(P/C)	240	3Y	3Z	3Y	78									3Y	3Z	3Z	78												
62E(exc.P/C)	302	93	94	93	4Z									93	4Z	94	4Z	93	94	93	4Z								
62E(P/C)	302	3Y	3Z	3Z	78									3Y	78	3Z	78												
62E(exc.P/C)	351													94	4Z	94	5A												
62E(P/C)	351													3Z	78	3Z	78												
62E(exc.P/C)	390	4Z	5A	4Z	6B									4Z	5A	4Z	6B					4Z	5A	4Z	6B				
62E(P/C)	390	78	78	78	81																	78	81	78	81				
62E(P/C)	428																					78	81	78	81				
62E(exc.P/C)	429-2																					5A	6B	5A	6C				
62E(P/C)	429-2																					78	81	78	81				
62E(exc.P/C)	429-4					5A	6B	5A	6C													5A	6B	5A	6C				
62E(P/C)	429-4					78	81	78	81													78	81	78	81				
63B (exc.P/C)	240	91	94	93	4Z									93	94	93	4Z	91	94	93	4Z								
63B(P/C)	240	3Y	3Z	3Z	78									3Y	3Z	3Z	78												

▲ Refer to Page 1 Section 53 to translate Code Number into Service Part Number.

HALPERT_AUCTIONS

5310 - continued **1969 "A" (FORD) -- STANDARD SPRINGS - continued**

BODY TYPE	ENGINE	TRANS→	3/S				4/S				O/D				C/M				C4				C6			
		OPT-IONS →		A/C	P/S	A/C & P/S		A/C	P/S	A/C & P/S		A/C	P/S	A/C & P/S		A/C	P/S	A/C & P/S		A/C	P/S	A/C & P/S		A/C	P/S	A/C & P/S
			▲ FRONT SPRING CODE NUMBER																							
63B (exc.P/C)	302		93	94	93	4Z									93	4Z	94	4Z	93	94	93	4Z				
63B(P/C)	302		3Y	3Z	3Z	78									3Y	78	3Z	78								
63B(exc.P/C)	351														94	4Z	94	5A								
63B(P/C)	351														3Z	78	3Z	78								
63B (exc.P/C)	390		4Z	5A	4Z	6B									4Z	6B	5A	6B					4Z	5A	5A	6B
63B(P/C)	390		78	81	78	81																	78	81	78	81
63(P/C)	428																						78	81	78	81
63B (exc.P/C)	429-2																						5A	6B	5A	6C
63B(P/C)	429-2																						78	81	78	81
63B (exc. P/C)	429-4						5A	6B	5A	6C													5A	6B	5A	6C
63B(P/C)	429-4						78	81	78	81													78	81	78	81
63C	240		93	4Z	94	5A													93	4Z	94	5A				
63C	302		94	4Z	94	5A													94	4Z	94	5A				
63C	351														4Z	5A	4Z	6B								
63C ‡	390		5A	6B	5A	6C									5A	6B	5A	6C					5A	6B	5A	6C
63C †	390		1E	1F	1F	1G									1E	1G	1F	1G					1E	1G	1F	1G
63C ‡	429-2																						5A	6C	6B	4B
63C †	429-2																						1F	1G	1F	1H
63C ‡	429-4						6B	6C	6B	4B													6B	6C	6B	4B
63C †	429-4						1F	1G	1F	1H													1F	1G	1F	1H
65A	302		94	4Z	94	5A													93	4Z	94	5A				
65A	351														4Z	5A	4Z	6B								
65A	390		5A	6B	5A	6C									5A	6B	5A	6C					5A	6B	5A	6C
65A	429-2																						5A	6C	6B	4B
65A	429-4						5A	6C	6B	4B													5A	6C	6B	4B
65C (exc. P/C)	240		91	94	93	4Z									93	94	93	4Z	91	94	93	4Z				
65C(P/C)	240		3Y	3Z	3Z	78									3Y	3Z	3Z	78								
65C (exc. P/C)	302		93	4Z	93	4Z									93	4Z	94	4Z	93	94	93	4Z				
65C(P/C)	302		3Y	78	3Z	78									3Z	78	3Z	78								
65C(exc.P/C)	351														94	4Z	94	5A								
65C(P/C)	351														3Z	78	3Z	78								
65C (exc. P/C)	390		4Z	5A	4Z	6B									4Z	6B	5A	6B					4Z	6B	5A	6B
65C(P/C)	390		78	81	78	81																	78	81	78	81
65C(P/C)	428																						78	81	78	81
65C (exc. P/C)	429-2																						5A	6B	5A	6C
65C(P/C)	429-2																						78	81	78	81
65C (exc. P/C)	429-4						5A	6B	5A	6C													5A	6B	5A	6C
65C(P/C)	429-4						78	81	78	81													78	81	78	81
71A	302		1B	1D	1B	1D													1B	1D	1B	1D				
71A	351														1D	1D	1D	1E								
71A	390		1D	1E	1D	1F									1D	1E	1D	1F					1D	1E	1D	1F
71A	429-2																						1D	1F	1E	1F
71A	429-4																						1D	1F	1E	1F
71B (exc. P/C)	240		1B	1D	1B	1D									1B	1D	1B	1D	1B	1D	1B	1D				
71B(P/C)	240		3X	3Y	3X	3Y									3X	3Y	3Y	3Z								
71B (exc. P/C)	302		1B	1D	1B	1D									1B	1D	1B	1D	1B	1D	1B	1D				
71B(P/C)	302		3X	3Y	3Y	3Z									3X	3Y	3Y	3Z								
71B(exc.P/C)	351														1B	1D	1D	1D								
71B(P/C)	351														3Y	3Z	3Y	3Z								
71B (exc. P/C)	390		1D	1E	1D	1E									1D	1E	1D	1E					1D	1E	1D	1E
71B(P/C)	390		3Z	78	3Z	78																	3Z	78	3Z	78
71B(P/C)	428																						3Z	78	3Z	78
71B (exc. P/C)	429-2																						1D	1F	1E	1F
71B(P/C)	429-2																						3Z	78	78	78
71B (exc. P/C)	429-4																						1D	1F	1E	1F
71B(P/C)	429-4																						3Z	78	78	78

▲ Refer to Page 1 Section 53 to translate Code Number into Service Part Number.

‡ Without GT Performance Group Option † With GT Performance Group Option

COPYRIGHT © 1975 — FORD MOTOR COMPANY — DEARBORN, MICHIGAN
FINAL ISSUE

5310 - continued 1969 "A" (FORD) -- STANDARD SPRINGS - continued

BODY TYPE	TRANS.→	3/S				4/S				O/D				C/M				C4				C6			
	OPT-IONS →		A/C	P/S	A/C & P/S		A/C	P/S	A/C & P/S		A/C	P/S	A/C & P/S		A/C	P/S	A/C & P/S		A/C	P/S	A/C & P/S		A/C	P/S	A/C & P/S
	ENGINE	▲FRONT SPRING CODE NUMBER																							
71C (exc. P/C)	240	1B	1B	1B	1D									1B	1D	1B	1D	1B	1B	1B	1D				
71C(P/C)	240	3X	3Y	3X	3Y									3X	3Y	3X	3Y								
71C (exc. P/C)	302	1B	1D	1B	1D									1B	1D	1B	1D	1B	1D	1B	1D				
71C(P/C)	302	3X	3Y	3X	3Z									3X	3Y	3Y	3Z								
71C(exc.P/C)	351													1B	1D	1D	1D								
71C(P/C)	351													3Y	3Z	3Y	3Z								
71C (exc. P/C)	390	1D	1E	1D	1E									1D	1E	1D	1E					1D	1E	1D	1E
71C(P/C)	390	3Y	78	3Z	78																	3Y	78	3Z	78
71C(P/C)	428																					3Z	78	3Z	78
71C (exc. P/C)	429-2																					1D	1E	1D	1F
71C(P/C)	429-2																					3Z	78	3Z	78
71C (exc. P/C)	429-4																					1D	1E	1E	1F
71C(P/C)	429-4																					3Z	78	3Z	78
71D (exc.P/C)	240	1B	1D	1B	1D									1B	1D	1B	1D	1B	1D	1B	1D				
71D(P/C)	240	3X	3Y	3X	3Z									3X	3Y	3Y	3Z								
71D (exc.P/C)	302	1B	1D	1B	1D									1B	1D	1D	1D	1B	1D	1B	1D				
71D(P/C)	302	3X	3Y	3Y	3Z									3X	3Z	3Y	3Z								
71D(exc.P/C)	351													1D	1D	1D	1E								
71D(P/C)	351													3Y	3Z	3Y	78								
71D (exc.P/C)	390	1D	1E	1D	1F									1D	1E	1D	1F					1D	1E	1D	1F
71D(P/C)	390	3Z	78	3Z	78																	3Z	78	3Z	78
71D(P/C)	428																					3Z	78	3Z	78
71D (exc.P/C)	429-2																					1D	1F	1E	1F
71D(P/C)	429-2																					3Z	78	78	81
71D (exc.P/C)	429-4																					1D	1F	1E	1F
71D(P/C)	429-4																					3Z	78	78	81
71E	302	1B	1D	1D	1D													1B	1D	1D	1D				
71E	351													1D	1D	1D	1E								
71E	390	1D	1E	1D	1F									1D	1E	1E	1F					1D	1E	1E	1F
71E	429-2																					1E	1F	1E	1F
71E	429-4																					1E	1F	1E	1G
71H (exc. P/C)	240	1B	1D	1B	1D									1B	1D	1B	1D	1B	1D	1B	1D				
71H(P/C)	240	3X	3Y	3X	3Z									3X	3Y	3Y	3Z								
71H (exc. P/C)	302	1B	1D	1B	1D									1B	1D	1D	1D	1B	1D	1B	1D				
71H(P/C)	302	3X	3Y	3Y	3Z									3X	3Z	3Y	3Z								
71H(exc.P/C)	351													1D	1D	1D	1E								
71H(P/C)	351													3Y	3Z	3Y	3Z								
71H (exc.P/C)	390	1D	1E	1D	1E									1D	1E	1D	1F					1D	1E	1D	1F
71H(P/C)	390	3Z	78	3Z	78																	3Z	78	3Z	78
71H(P/C)	428																					3Z	78	3Z	78
71H (exc. P/C)	429-2																					1D	1F	1E	1F
71H(P/C)	429-2																					3Z	78	78	78
71H (exc. P/C)	429-4																					1D	1F	1E	1F
71H(P/C)	429-4																					3Z	78	78	78
71J (exc.P/C)	240	1B	1D	1B	1D									1B	1D	1B	1D	1B	1B	1B	1D				
71J(P/C)	240	3X	3Y	3X	3Y									3X	3Y	3X	3Z								
71J (exc.P/C)	302	1B	1D	1B	1D									1B	1D	1B	1D	1B	1D	1B	1D				
71J(P/C)	302	3X	3Y	3Y	3Z									3X	3Y	3Y	3Z								
71J(exc.P/C)	351													1B	1D	1D	1D								
71J(P/C)	351													3Y	3Z	3Y	3Z								
71J (exc.P/C)	390	1D	1E	1D	1E									1D	1E	1D	1E					1D	1E	1D	1E
71J(P/C)	390	3Y	78	3Z	78																	3Y	78	3Z	78
71J(P/C)	428																					3Z	78	3Z	78
71J (exc.P/C)	429-2																					1D	1E	1E	1F
71J(P/C)	429-2																					3Z	78	3Z	78
71J (exc.P/C)	429-4																					1D	1E	1E	1F
71J(P/C)	429-4																					3Z	78	3Z	78

▲ Refer to Page 1 Section 53 to translate Code Number into Service Part Number.

HALPERT_AUCTIONS

5310 - continued

1969 "A" (FORD) -- STANDARD SPRINGS - continued

BODY TYPE	TRANS→	3/S				4/S				O/D				C/M				C4				C6			
	OPT-IONS →		A/C	P/S	A/C & P/S		A/C	P/S	A/C & P/S		A/C	P/S	A/C & P/S		A/C	P/S	A/C & P/S		A/C	P/S	A/C & P/S		A/C	P/S	A/C & P/S
	ENGINE	▲FRONT SPRING CODE NUMBER																							
76A	240	93	4Z	94	5A													93	4Z	94	5A				
76A	302	94	4Z	94	5A													94	4Z	94	5A				
76A	351													4Z	5A	4Z	6B								
76A	390	5A	6B	5A	6C									5A	6B	5A	6C					5A	6B	5A	6C
76A	429-2																					6B	6C	6B	4B
76A	429-4					6B	6C	6B	4B													6B	6C	6B	4B
76B	240	94	5A	4Z	6B													94	5A	4Z	5A				
76B	302	4Z	5A	4Z	6B													4Z	5A	4Z	6B				
76B	351													5A	6B	5A	6C								
76B‡	390	6B	6C	6B	4B									6B	6C	6B	4B					6B	6C	6B	4B
76B†	390	1F	1G	1F	1H									1F	1G	1G	1H					1F	1G	1G	1H
76B‡	429-2																					6B	4B	6C	83
76B†	429-2																					1G	1H	1G	1H
76B‡	429-4					6B	4B	6C	83													6B	4B	6C	83
76B†	429-4					1G	1H	1G	1H													1G	1H	1G	1H

1969 "A" (FORD) -- HEAVY DUTY SPRINGS

54A	240	1D	1D	1D	1E									1D	1D	1D	1E	1D	1D	1D	1E				
54A	302	1D	1E	1D	1E									1D	1E	1D	1E	1D	1E	1D	1E				
54A	351													1D	1E	1E	1F								
54A	390	1E	1F	1E	1G									1E	1F	1F	1G					1E	1F	1F	1G
54A	429-2																					1F	1G	1F	1G
54A	429-4					1F	1G	1F	1G													1F	1G	1F	1G
54B	240	1D	1D	1D	1E									1D	1D	1D	1E	1B	1D	1D	1E				
54B	302	1D	1D	1D	1E									1D	1E	1D	1E	1D	1D	1D	1E				
54B	351													1D	1E	1D	1F								
54B	390	1E	1F	1E	1G									1E	1F	1E	1G					1E	1F	1E	1G
54B	429-2																					1E	1G	1F	1G
54B	429-4					1E	1G	1F	1G													1E	1G	1F	1G
54C	302	1D	1E	1D	1F													1D	1E	1D	1F				
54C	351													1D	1F	1E	1F								
54C	390	1E	1G	1F	1G									1E	1G	1F	1G					1E	1G	1F	1G
54C	429-2																					1F	1G	1G	1H
54C	429-4					1F	1G	1G	1H													1F	1G	1G	1H
54E	240	1D	1D	1D	1E									1D	1D	1D	1E	1D	1D	1D	1E				
54E	302	1D	1E	1D	1E									1D	1E	1D	1E	1D	1D	1D	1E				
54E	351													1D	1E	1D	1F								
54E	390	1E	1F	1E	1G									1E	1F	1E	1G					1E	1F	1E	1G
54E	429-2																					1F	1G	1F	1G
54E	429-4					1F	1G	1F	1G													1F	1G	1F	1G
57B	240	1D	1E	1D	1E													1D	1E	1D	1E				
57B	302	1D	1E	1D	1E													1D	1E	1D	1E				
57B	351													1D	1F	1E	1F								
57B	390	1E	1G	1F	1G									1E	1G	1F	1G					1E	1G	1F	1G
57B	429-2																					1F	1G	1F	1H
57B	429-4					1F	1G	1F	1H													1F	1G	1F	1H
57F	302	1D	1E	1E	1F													1D	1E	1D	1F				
57F	351													1E	1F	1E	1G								
57F	390	1F	1G	1F	1G									1F	1G	1F	1H					1F	1G	1F	1H
57F	429-2																					1F	1H	1G	1H
57F	429-4					1F	1H	1G	1H													1F	1H	1G	1H
62B	240	1B	1D	1D	1D									1D	1D	1D	1E	1B	1D	1D	1D				
62B	302	1D	1D	1D	1E									1D	1D	1D	1E	1D	1D	1D	1E				
62B	351													1D	1E	1D	1F								
62B	390	1E	1F	1E	1F									1E	1F	1E	1G					1E	1F	1E	1G
62B	429-2																					1E	1G	1F	1G
62B	429-4					1E	1G	1F	1G													1E	1G	1F	1G

▲ Refer to Page 1 Section 53 to translate Code Number into Service Part Number.

‡ Without GT Performance Group Option † With GT Performance Group Option

COPYRIGHT © 1975 — FORD MOTOR COMPANY — DEARBORN, MICHIGAN
FINAL ISSUE

HALPERT_AUCTIONS

5310 - continued 1969 "A" (FORD) -- HEAVY DUTY SPRINGS - continued

BODY TYPE	TRANS.→	3/S				4/S				O/D				C/M				C4				C6							
	OPT-IONS →		A/C	P/S	A/C & P/S		A/C	P/S	A/C & P/S		A/C	P/S	A/C & P/S		A/C	P/S	A/C & P/S		A/C	P/S	A/C & P/S		A/C	P/S	A/C & P/S		A/C	P/S	A/C & P/S
	ENGINE	▲FRONT SPRING CODE NUMBER																											
62E	240	1D	1D	1D	1E									1D	1D	1D	1E	1D	1D	1D	1E								
62E	302	1D	1D	1D	1E									1D	1E	1D	1E	1D	1D	1D	1E								
62E	351													1D	1E	1D	1F												
62E	390	1E	1F	1E	1G									1E	1F	1E	1G					1E	1F	1E	1G				
62E	429-2																					1E	1G	1F	1G				
62E	429-4					1E	1G	1F	1G													1E	1G	1F	1G				
63B	240	1D	1D	1D	1E									1D	1D	1D	1E	1D	1D	1D	1E								
63B	302	1D	1D	1D	1E									1D	1E	1D	1E	1D	1D	1D	1E								
63B	351													1D	1E	1D	1F												
63B	390	1E	1F	1E	1G									1E	1F	1E	1G					1E	1F	1E	1G				
63B	429-2																					1E	1G	1F	1G				
63B	429-4					1E	1G	1F	1G													1E	1G	1F	1G				
63C	240	1D	1E	1D	1E													1D	1E	1D	1E								
63C	302	1D	1E	1D	1F													1D	1E	1D	1F								
63C	351													1E	1F	1E	1G												
63C	390	1F	1G	1F	1G									1F	1G	1F	1G					1F	1G	1F	1G				
63C	429-2																					1F	1G	1G	1H				
63C	429-4					1F	1G	1G	1H													1F	1G	1G	1H				
65A	302	1D	1E	1D	1F													1D	1E	1D	1F								
65A	351													1E	1F	1E	1F												
65A	390	1E	1G	1F	1G									1F	1G	1F	1G					1F	1G	1F	1G				
65A	429-2																					1F	1G	1G	1H				
65A	429-4					1F	1G	1G	1H													1F	1G	1G	1H				
65C	240	1D	1D	1D	1E									1D	1D	1D	1E	1D	1D	1D	1E								
65C	302	1D	1E	1D	1E									1D	1E	1D	1E	1D	1D	1D	1E								
65C	351													1D	1E	1D	1F												
65C	390	1E	1F	1E	1G									1E	1F	1E	1G					1E	1F	1E	1G				
65C	429-2																					1E	1G	1F	1G				
65C	429-4					1F	1G	1F	1G													1F	1G	1F	1G				
76A	240	1D	1E	1D	1F													1D	1E	1D	1E								
76A	302	1D	1E	1D	1F													1D	1E	1D	1F								
76A	351													1E	1F	1E	1G												
76A	390	1F	1G	1F	1G									1F	1G	1F	1G					1F	1G	1F	1G				
76A	429-2																					1F	1G	1G	1H				
76A	429-4					1F	1H	1G	1H													1F	1H	1G	1H				
76B	240	1D	1F	1E	1F													1D	1F	1E	1F								
76B	302	1E	1F	1E	1G													1E	1F	1E	1F								
76B	351													1E	1G	1F	1G												
76B	390	1F	1H	1G	1H									1F	1H	1G	1H					1F	1H	1G	1H				
76B	429-2																					1G	1H	1G	1H				
76B	429-4					1G	1H	1G	1H													1G	1H	1G	1H				

1969 "B" (FAIRLANE/TORINO) -- STANDARD SPRINGS

54A,B	250	5H	70	5H	70													5G	70	5H	70								
54A,B	302	70	71	71	72	70	71	71	72									70	71	70	71								
54A,B	351	71	72	72	73	71	72	72	73					71	73	72	73												
54A,B	390	73	76	76	85	73	76	76	85													76	85	76	85				
54A,B	428																					1X	1X	1X	1Y				
54C	250	5H	70	70	71													5G	70	5H	70								
54C	302	70	72	71	72	70	72	71	72									70	71	70	72								
54C	351-2	71	72	72	73	71	73	72	73					72	73	72	73												
54C	351-4	71	72	72	73	71	73	72	73					72	73	72	76												
54C	390	73	85	76	85	73	85	76	85													76	85	76	87				
54C	428																					1X	1Y	1X	1Y				

▲ Refer to Page 1 Section 53 to translate Code Number into Service Part Number.

HALPERT_AUCTIONS

5310 - continued 1969 "B" (FAIRLANE/TORINO) -- STANDARD SPRINGS - continued

BODY TYPE	TRANS. →	3/S				4/S				O/D				C/M				C4				C6			
	OPT-IONS →		A/C	P/S	A/C & P/S		A/C	P/S	A/C & P/S		A/C	P/S	A/C & P/S		A/C	P/S	A/C & P/S		A/C	P/S	A/C & P/S		A/C	P/S	A/C & P/S
	ENGINE	▲ FRONT SPRING CODE NUMBER																							
63B	250	5H	70	5H	70													5G	70	5H	70				
63B‡	302	70	71	71	72	70	71	71	72									70	71	70	72				
63B†	302	4P	4N	4P	4N													4P	4N	4P	4N				
63B‡	351	71	72	72	73	71	72	72	73					71	73	72	73								
63B†	351	4N	4N	4N	3J	4N	3J	4N	3J					4N	3J	4N	3J								
63B‡	390	73	76	76	85	73	76	76	85													76	85	76	85
63B†	390	3J	3K	3J	3K	3J	3K	3J	3K													3J	3K	3J	3K
63B	428					1X	1X	1X	1Y													1X	1Y	1X	1Y
63D	302	4P	4N	4N	4N													4P	4N	4P	4N				
63D	351	4N	3J	4N	3J	4N	3J	4N	3J					4N	3J	3J	3J								
63D	390	3J	3K	3J	3K	3J	3K	3J	3K													3J	3K	3K	3K
63D	428					1X	1Y	1X	1Y													1X	1Y	1Y	1Y
63E	250	5H	70	70	71													5G	70	5H	70				
63E‡	302	70	71	71	72	70	72	71	72									70	71	71	72				
63E†	302	4P	4N	4N	4N													4P	4N	4P	4N				
63E‡	351-2	71	72	72	73	71	73	72	73					72	73	72	73								
63E†	351-2	4N	3J	4N	3J	4N	3J	4N	3J					4N	3J	4N	3J								
63E‡	351-4	71	72	72	73	71	73	72	73					72	73	72	76								
63E†	351-4	4N	3J	4N	3J	4N	3J	4N	3J					4N	3J	3J	3J								
63E‡	390	73	85	76	85	76	85	76	85													76	85	76	87
63E†	390	3J	3K	3J	3K	3J	3K	3J	3K													3J	3K	3K	3K
63E	428					1X	1Y	1X	1Y													1X	1Y	1X	1Y
63F	302	4P	4N	4N	4N													4P	4N	4P	4N				
63F	351-2	4N	4N	4N	3J	4N	3J	4N	3J					4N	3J	4N	3J								
63F	351-4	4N	3J	4N	3J	4N	3J	4N	3J					4N	3J	4N	3J								
63F	390	3J	3K	3J	3K	3J	3K	3J	3K													3J	3K	3K	3K
63F	428					1X	1X	1X	1Y													1X	1Y	1X	1Y
65A,B	250	5H	70	5H	70													5G	5H	5H	70				
65A,B‡	302	70	71	71	72	70	71	71	72									70	71	70	71				
65A, B†	302	4P	4N	4P	4N													4P	4P	4P	4N				
65A,B‡	351-2	71	72	72	73	71	72	72	73					71	72	72	73								
65A, B†	351-2	4N	4N	4N	3J	4N	4N	4N	3J					4N	3J	4N	3J								
65A, B‡	351-4	71	72	72	73	71	72	72	73					71	73	72	73								
65A, B†	351-4	4N	4N	4N	3J	4N	3J	4N	3J					4N	3J	4N	3J								
65A,B‡	390	73	76	76	85	73	76	76	85													76	85	76	85
65A,B†	390	3J	3K	3J	3K	3J	3K	3J	3K													3J	3K	3J	3K
65A,B	428					1X	1X	1X	1Y													1X	1Y	1X	1Y
65C	250	5H	70	5H	71													5G	70	5H	70				
65C‡	302	70	71	71	72	70	72	71	72									70	71	70	72				
65C†	302	4P	4N	4N	4N													4P	4N	4P	4N				
65C‡	351-2	71	72	72	73	71	72	72	73					71	73	72	73								
65C†	351-2	4N	4N	4N	3J	4N	3J	4N	3J					4N	3J	4N	3J								
65C‡	351-4	71	72	72	73	71	73	72	73					72	73	72	73								
65C†	351-4	4N	3J	4N	3J	4N	3J	4N	3J					4N	3J	4N	3J								
65C‡	390	73	85	76	85	73	85	76	85													76	85	76	87
65C†	390	3J	3K	3J	3K	3J	3K	3J	3K													3J	3K	3K	3K
65C	428					1X	1X	1X	1Y													1X	1Y	1X	1Y
65D	302	4P	4N	4N	4N													4P	4N	4P	4N				
65D	351-2	4N	3J	4N	3J	4N	3J	4N	3J					4N	3J	4N	3J								
65D	351-4	4N	3J	4N	3J	4N	3J	4N	3J					4N	3J	3J	3J								
65D	390	3J	3K	3J	3K	3J	3K	3J	3K													3J	3K	3K	3K
65D	428					1X	1Y	1X	1Y													1X	1Y	1Y	1Y

▲ Refer to Page 1 Section 53 to translate Code Number into Service Part Number.

‡ Without Improved Handling Pkg. (.69"-.72" Dia.) † With Improved Handling Pkg. (.85" Dia.)

COPYRIGHT © 1975 — FORD MOTOR COMPANY — DEARBORN, MICHIGAN

HALPERT_AUCTIONS

5310 - continued 1969 "B" (FAIRLANE/TORINO) -- STANDARD SPRINGS - continued

BODY TYPE	TRANS.→	3/S				4/S				O/D				C/M				C4				C6							
	OPT-IONS →		A/C	P/S	A/C & P/S		A/C	P/S	A/C & P/S		A/C	P/S	A/C & P/S		A/C	P/S	A/C & P/S		A/C	P/S	A/C & P/S		A/C	P/S	A/C & P/S		A/C	P/S	A/C & P/S
	ENGINE	▲FRONT SPRING CODE NUMBER																											
65E	250	5H	70	70	71													5G	70	5H	70								
65E‡	302	70	71	71	72	70	72	71	72									70	71	70	72								
65E†	302	4P	4N	4N	4N													4P	4N	4P	4N								
65E‡	351-2	71	72	72	73	71	73	72	73					72	73	72	73												
65E†	351-2	4N	3J	4N	3J	4N	3J	4N	3J					4N	3J	4N	3J												
65E‡	351-4	71	72	72	73	71	73	72	73					72	73	72	76												
65E†	351-4	4N	3J	4N	3J	4N	3J	4N	3J					4N	3J	4N	3J												
65E‡	390	73	85	76	85	73	85	76	85													76	85	76	87				
65E†	390	3J	3K	3J	3K	3J	3K	3J	3K													3J	3K	3K	3K				
65E	428					1X	1Y	1X	1Y													1X	1Y	1X	1Y				
65F	302	4P	4N	4P	4N													4P	4N	4P	4N								
65F	351	4N	4N	4N	3J	4N	3J	4N	3J					4N	3J	4N	3J												
65F	390	3J	3K	3J	3K	3J	3K	3J	3K													3J	3K	3J	3K				
65F	428					1X	1X	1X	1Y													1X	1Y	1X	1Y				
66A, B	250	5F	5F	5F	5G													5F	5F	5F	5G								
66A, B	302	5G	5H	5G	5J	5G	5H	5G	5J									5F	5G	5G	5H								
66A, B	351	5H	5J	5H	5K	5H	5J	5J	5K					5H	5J	5J	5K												
66A, B	390	5K	5L	5L	5M	5K	5L	5L	5M													5K	5L	5L	5M				
66A, B	428					1Q	3J	1Q	3J													1Q	3J	3J	3J				
66C	302	5G	5H	5G	5J	5G	5H	5H	5J									5F	5H	5G	5H								
66C	351-2	5H	5J	5H	5K	5H	5J	5J	5K					5H	5J	5J	5K												
66C	351-4	5H	5J	5J	5K	5H	5J	5J	5K					5H	5J	5J	5K												
66C	390	5K	5L	5L	5M	5K	5L	5L	5M													5K	5M	5L	5M				
66C	428					1Q	3J	1Q	3J													1Q	3J	3J	3J				
66D	302	5G	5H	5H	5J	5G	5H	5H	5J									5G	5H	5G	5J								
66D	351	5H	5J	5J	5K	5H	5J	5J	5K					5H	5K	5J	5K												
66D	390	5K	5L	5L	5M	5K	5M	5L	5M													5L	5M	5L	5N				
66D	428					1Q	3J	3J	3J													1Q	3J	3J	3K				
71B, D	250	5G	5H	5G	5J													5F	5H	5G	5H								
71B, D	302	5H	5J	5J	5K													5H	5J	5J	5K								
71B, D	351-2	5J	5K	5K	5L									5K	5L	5K	5L												
71B, D	351-4	5J	5K	5K	5L									5K	5L	5K	5M												
71B, D	390	5L	5N	5M	5N																	5M	5N	5M	5P				
71E	250	5G	5H	5H	5J													5F	5H	5G	5H								
71E	302	5H	5K	5J	5K													5H	5J	5J	5K								
71E	351	5J	5L	5K	5L									5K	5L	5K	5M												
71E	390	5M	5N	5M	5N																	5M	5N	5N	5P				
76B	250	5H	70	70	71													5H	70	5H	71								
76B‡	302	70	72	71	72	71	72	71	73									70	71	71	72								
76B†	302	4P	4N	4N	3J													4P	4N	4P	4N								
76B‡	390	76	85	76	85	76	85	76	87													76	85	85	87				
76B†	390	3J	3K	3K	3K	3J	3K	3K	3K													3J	3K	3K	3K				
76B‡	351-2	71	73	72	73	72	73	72	76					72	73	72	76												
76B†	351-2	4N	3J	4N	3J	4N	3J	4N	3J					4N	3J	3J	3J												
76B‡	351-4	72	73	72	73	72	73	72	76					72	73	73	76												
76B†	351-4	4N	3J	4N	3J	4N	3J	3J	3J					4N	3J	3J	3J												
76B	428					1X	1Y	1X	1Y													1X	1Y	1Y	1Y				
76D, F	302	4P	4N	4N	3J													4P	4N	4N	4N								
76D, F	351	4N	3J	3J	3J	4N	3J	3J	3J					4N	3J	3J	3J												
76D, F	390	3J	3K	3K	3K	3J	3K	3K	3K													3J	3K	3K	3K				
76D, F	428					1X	1Y	1Y	1Y													1X	1Y	1Y	1Y				

▲ Refer to Page 1 Section 53 to translate Code Number into Service Part Number.

‡ Without Improved Handling Pkg. (.69"-.72" Dia.) † With Improved Handling Pkg. (.85" Dia.)

HALPERT_AUCTIONS

5310 - continued 1969 "B" (FAIRLANE/TORINO) -- STANDARD SPRINGS - continued

BODY TYPE	TRANS→	3/S				4/S				O/D				C/M				C4				C6							
	OPT-IONS →		A/C	P/S	A/C & P/S		A/C	P/S	A/C & P/S		A/C	P/S	A/C & P/S		A/C	P/S	A/C & P/S		A/C	P/S	A/C & P/S		A/C	P/S	A/C & P/S		A/C	P/S	A/C & P/S
	ENGINE	▲FRONT SPRING CODE NUMBER																											
76E	250	70	71	70	71													5H	70	70	71								
76E‡	302	71	72	72	73	71	72	72	73									71	72	71	73								
76E†	302	4N	4N	4N	3J													4P	4N	4N	3J								
76E‡	351	72	73	73	76	72	73	73	76					72	76	73	76												
76E†	351-2	4N	3J	3J	3J	4N	3J	3J	3J					4N	3J	3J	3J												
76E†	351-4	4N	3J	3J	3J	4N	3J	3J	3J					3J	3J	3J	3J												
76E‡	390	76	85	85	87	76	85	85	87													85	87	85	87				
76E†	390	3J	3K	3K	3K	3J	3K	3K	3K													3K	3K	3K	3K				
76E	428					1X	1Y	1Y	1Y													1Y	1Y	1Y	1Y				

1969 "B" (FAIRLANE/TORINO) -- HEAVY DUTY SPRINGS

54A, B	250	70	71	70	72													2U	71	70	71								
54A, B	302	71	72	72	73	71	73	72	73									71	72	72	73								
54A, B	351-2	72	73	73	76	72	76	73	76					73	76	73	76												
54A, B	351-4	72	73	73	76	72	76	73	76					73	76	73	85												
54A, B	390	76	87	85	87	76	87	85	87													85	87	85	87				
54C	250	70	71	71	72													2U	71	70	72								
54C	302	71	73	72	73	72	73	72	76									71	72	72	73								
54C	351-2	72	76	73	76	73	76	73	76					73	76	73	85												
54C	351-4	73	76	73	76	73	76	73	85					73	76	76	85												
54C	390	85	87	85	87	85	87	85	87													85	87	87	87				
63B	250	70	71	71	72													70	71	70	72								
63B	302	72	73	72	76	72	73	72	76									71	72	72	73								
63B	351	73	76	73	76	73	76	73	85					73	76	76	85												
63B	390	85	87	85	87	85	87	85	87													85	87	87	87				
63E	250	70	72	71	72													70	71	71	72								
63E	302	72	73	73	76	72	73	73	76									71	73	72	73								
63E	351-2	73	76	73	85	73	76	76	85					73	76	76	85												
63E	351-4	73	76	76	85	73	76	76	85					73	76	76	85												
63E	390	85	87	87	87	85	87	87	87													85	87	87	87				
65A, B	250	70	71	71	72													70	71	70	72								
65A, B	302	72	73	72	73	72	73	72	76									71	72	72	73								
65A, B	351-2	72	76	73	76	73	76	73	85					73	76	76	85												
65A, B	351-4	73	76	73	76	73	76	73	85					73	76	76	85												
65A, B	390	85	87	85	87	85	87	85	87													85	87	87	87				
65C	250	70	71	71	72													70	71	71	72								
65C	302	72	73	72	76	72	73	73	76									71	73	72	73								
65C	351	73	76	73	85	73	76	76	85					73	76	76	85												
65C	390	85	87	87	87	85	87	87	87													85	87	87	87				
65E	250	70	72	71	72													70	71	71	72								
65E	302	72	73	73	76	72	73	73	76									71	73	72	73								
65E	351-2	73	76	73	85	73	76	76	85					73	76	76	85												
65E	351-4	73	76	76	85	73	76	76	85					73	76	76	85												
65E	390	85	87	87	87	85	87	87	87																				
66A, B	250	5G	5H	5G	5J													5F	5G	5G	5H								
66A, B	302	5H	5J	5J	5K	5H	5K	5J	5K									5H	5J	5H	5K								
66A, B	351-2	5J	5K	5K	5L	5J	5L	5K	5L					5J	5L	5K	5L												
66A, B	351-4	5J	5K	5K	5L	5J	5L	5K	5L					5K	5L	5K	5L												
66A, B	390	5L	5N	5M	5N	5L	5N	5M	5N													5M	5N	5M	5P				
66C	302	5H	5J	5J	5K	5H	5K	5J	5K									5H	5J	5J	5K								
66C	351-2	5J	5K	5K	5L	5J	5L	5K	5L					5K	5L	5K	5L												
66C	351-4	5J	5L	5K	5L	5J	5L	5K	5L					5K	5L	5K	5M												
66C	390	5L	5N	5M	5N	5M	5N	5M	5N													5M	5N	5N	5P				

▲ Refer to Page 1 Section 53 to translate Code Number into Service Part Number.

‡ Without Improved Handling Pkg. (.69"-.72" Dia.) † With Improved Handling Pkg. (.85" Dia.)

COPYRIGHT © 1975 — FORD MOTOR COMPANY — DEARBORN, MICHIGAN

5310 - continued 1969 "B" (FAIRLANE/TORINO) -- HEAVY DUTY SPRINGS - continued

BODY TYPE	TRANS→	3/S				4/S				O/D				C/M				C4				C6							
	OPT-IONS →		A/C	P/S	A/C & P/S		A/C	P/S	A/C & P/S		A/C	P/S	A/C & P/S		A/C	P/S	A/C & P/S		A/C	P/S	A/C & P/S		A/C	P/S	A/C & P/S		A/C	P/S	A/C & P/S
	ENGINE	▲FRONT SPRING CODE NUMBER																											
66D	302	5J	5K	5J	5K	5J	5K	5J	5L									5H	5J	5J	5K								
66D	351-2	5J	5L	5K	5L	5K	5L	5K	5M					5K	5L	5L	5M												
66D	351-4	5K	5L	5K	5L	5K	5L	5K	5M					5K	5L	5L	5M												
66D	390	5M	5N	5M	5P	5M	5N	5M	5P													5M	5N	5N	5P				
71B, D	250	2U	70	70	71													2U	70	2U	71								
71B, D	302	71	72	71	72													70	71	71	72								
71B, D	351-2	71	73	72	73									72	73	73	76												
71B, D	351-4	72	73	72	73									72	73	73	76												
71B, D	390	76	85	76	87																	76	85	85	87				
71E	250	2U	70	70	71													2U	70	2U	71								
71E	302	71	72	71	73													70	72	71	72								
71E	351	72	73	72	76									72	73	73	76												
71E	390	76	85	85	87																	76	85	85	87				
76B	250	71	72	71	73													70	71	71	72								
76B	302	72	73	73	76	72	76	73	76									72	73	72	76								
76B	351	73	76	76	85	73	76	76	85					73	85	76	85												
76B	390	85	87	87	87	85	87	87	87													87	87	87	87				
76E	250	71	72	72	73													71	72	71	73								
76E	302	73	76	73	76	73	76	73	85									72	73	73	76								
76E	351	76	85	76	85	76	85	76	87					76	85	85	87												
76E	390	87	87	87	87	87	87	87	87													87	87	87	87				
		1969 "F" (MUSTANG) -- STANDARD SPRINGS																											
63A,B‡	200	4W	4W	4W	4J													4W	4W	4W	4J								
63A, B‡‡	200	4G	4G	4G	4W													4G	4G	4G	4G								
63A, B‡	250	4W	4J	4J	4V													4W	4J	4J	4V								
63A, B‡‡	250	4G	4W	4W	4J													4G	4W	4W	4J								
63A, B‡	302	4J	4F	4V	4F	4V	4F	4V	4F									4J	4V	4V	4F								
63A, B‡‡	302	4W	4J	4J	4V	4J	4V	4J	4V									4W	4J	4J	4V								
63A,B‡	351-2	4V	4E	4F	4E	4F	4E	4F	4E					4F	4E	4F	4E												
63A, B‡‡	351-2	4J	4F	4V	4F	4J	4F	4V	4E					4J	4F	4V	4E												
63A,B‡	351-4	4F	4E	4F	4E	4F	4E	4F	4E					4F	4E	4F	4E												
63A, B‡‡	351-4	4J	4F	4V	4E	4J	4F	4V	4E					4J	4F	4V	4E												
63A,B⊕	390	4E	4U	4E	4U	4E	4U	4E	4U													4E	4U	4E	4U				
63A, B⊕⊕	390	4F	4E	4E	4U	4F	4E	4E	4U													4F	4E	4E	4U				
63A,B◊	428	4L	4M	4M	1Q	4M	4M	4M	1Q													4M	4M	4M	1Q				
63A, B◊◊	428	4L	4M	4M	1Q	4M	4M	4M	1Q													4M	4M	4M	1Q				
63A, B	429							6L																					
63C ‡	200	4W	4J	4W	4J													4W	4W	4W	4J								
63C ‡‡	200	4G	4G	4G	4W													4G	4G	4G	4W								
63C ‡	250	4J	4V	4J	4V													4W	4J	4J	4V								
63C ‡‡	250	4G	4J	4W	4J													4G	4W	4W	4J								
63C ‡	302	4V	4F	4V	4E	4V	4F	4F	4E									4V	4F	4V	4F								
63C ‡‡	302	4J	4V	4J	4F	4J	4V	4J	4F									4J	4V	4J	4V								
63C ‡	351-2	4F	4E	4F	4E	4F	4E	4E	4E					4F	4E	4E	4E												
63C ‡‡	351-2	4J	4F	4J	4E	4V	4F	4F	4E					4V	4F	4F	4E												
63C ‡	351-4	4F	4E	4E	4E	4F	4E	4E	4U					4F	4E	4E	4U												
63C ‡‡	351-4	4V	4F	4F	4E	4V	4F	4F	4E					4V	4F	4F	4E												
63C ⊕	390	4E	4U	4E	4U	4E	4U	4U	4U													4E	4U	4U	4D				
63C ⊕⊕	390	4F	4E	4E	4U	4F	4E	4E	4U													4F	4U	4E	4U				
63C ◊	428	4M	4M	4M	1Q	4M	4M	4M	1Q													4M	1Q	4M	1Q				
63C ◊◊	428	4M	4M	4M	1Q	4M	4M	4M	1Q													4M	1Q	4M	1Q				
63C	429							6L																					

▲ Refer to Page 1 Section 53 to translate Code Number into Service Part Number.

‡ Before 9/11/68 - with .69" Dia. Stabilizer Bar

‡‡ From 9/11/68 - with .69" Dia. Stabilizer Bar

⊕ Before 9/11/68 - with .72" Dia. Stabilizer Bar

⊕⊕ From 9/11/68 - with .72" Dia. Stabilizer Bar

◊ Before 9/11/68 - with .95" Dia. Stabilizer Bar (Competition Suspension)

◊◊ From 9/11/68 - with .95" Dia. Stabilizer Bar (Competition Suspension)

HALPERT_AUCTIONS

5310 - continued 1969 "F" (MUSTANG) -- STANDARD SPRINGS - continued

BODY TYPE	TRANS.→	3/S				4/S				O/D				C/M				C4				C6							
	OPT-IONS →		A/C	P/S	A/C & P/S		A/C	P/S	A/C & P/S		A/C	P/S	A/C & P/S		A/C	P/S	A/C & P/S		A/C	P/S	A/C & P/S		A/C	P/S	A/C & P/S		A/C	P/S	A/C & P/S
	ENGINE	▲FRONT SPRING CODE NUMBER																											
65A,B‡	200	4W	4W	4W	4J													4W	4W	4W	4J								
65A, B‡‡	200	4G	4G	4G	4W													4G	4G	4G	4W								
65A, B‡	250	4J	4V	4J	4V													4W	4J	4J	4V								
65A, B‡‡	250	4G	4J	4W	4J													4G	4W	4W	4J								
65A,B‡	302	4V	4F	4V	4F	4V	4F	4F	4E									4V	4F	4V	4F								
65A, B‡‡	302	4J	4V	4J	4V	4J	4V	4J	4F									4J	4J	4J	4V								
65A,B‡	351-2	4F	4E	4F	4E	4F	4E	4F	4E					4F	4E	4F	4E												
65A, B‡‡	351-2	4V	4F	4V	4E	4V	4F	4F	4E					4V	4F	4F	4E												
65A,B‡	351-4	4F	4E	4F	4E	4F	4E	4E	4E					4F	4E	4E	4E												
65A, B‡‡	351-4	4V	4F	4F	4E	4V	4F	4F	4E					4V	4F	4F	4E												
65A,B⊕	390	4E	4U	4E	4U																	4E	4U	4U	4D				
65A, B⊕⊕	390	4F	4E	4E	4U	4F	4E	4E	4U													4F	4U	4E	4U				
65A, B◊	428	4M	4M	4M	1Q	4M	4M	4M	1Q													4M	1Q	4M	1Q				
65A, B◊◊	428	4M	4M	4M	1Q	4M	4M	4M	1Q													4M	1Q	4M	1Q				
65C,D‡	200	4W	4J	4W	4J													4W	4W	4W	4J								
65C, D‡‡	200	4G	4G	4G	4W													4G	4G	4G	4W								
65C, D‡	250	4J	4V	4J	4V													4W	4J	4J	4V								
65C, D‡‡	250	4G	4J	4W	4J													4G	4W	4W	4J								
65C,D‡	302	4V	4F	4V	4E	4V	4F	4F	4E									4V	4F	4V	4F								
65C, D‡‡	302	4J	4V	4J	4F	4J	4V	4J	4F									4J	4V	4J	4V								
65C,D‡	351-2	4F	4E	4F	4E	4F	4E	4E	4E					4F	4E	4E	4E												
65C, D‡‡	351-2	4V	4F	4V	4E	4V	4F	4F	4E					4V	4F	4F	4E												
65C,D‡	351-4	4F	4E	4E	4E	4F	4E	4E	4U					4F	4E	4E	4U												
65C, D‡‡	351-4	4V	4F	4F	4E	4V	4F	4F	4E					4V	4F	4F	4E												
65C,D⊕	390	4E	4U	4E	4U	4E	4U	4U	4U													4E	4U	4U	4D				
65C, D⊕⊕	390	4F	4E	4E	4U	4F	4E	4E	4U													4F	4U	4E	4U				
65C, D◊	428	4M	4M	4M	1Q	4M	4M	4M	1Q													4M	1Q	4M	1Q				
65C, D◊◊	428	4M	4M	4M	1Q	4M	4M	4M	1Q													4M	1Q	4M	1Q				
65E ‡	200	4W	4J	4W	4J													4W	4W	4W	4J								
65E ‡‡	200	4G	4W	4G	4W													4G	4G	4G	4W								
65E ‡	250	4J	4V	4J	4F													4J	4V	4J	4V								
65E ‡‡	250	4W	4J	4W	4J													4G	4J	4W	4J								
65E ‡	302	4V	4F	4F	4E	4V	4F	4F	4E									4V	4F	4F	4F								
65E ‡‡	302	4J	4V	4J	4F	4J	4V	4V	4F									4J	4V	4J	4F								
65E ‡	351-2	4F	4E	4E	4U	4F	4E	4E	4U					4F	4E	4E	4U												
65E ‡‡	351-2	4V	4F	4F	4E	4V	4F	4F	4E					4V	4F	4F	4E												
65E ‡	351-4	4F	4E	4E	4U	4F	4E	4E	4U					4F	4E	4E	4U												
65E ‡‡	351-4	4V	4F	4F	4E	4V	4E	4F	4E					4V	4E	4F	4E												
65E ⊕	390	4E	4U	4U	4D	4E	4U	4U	4D													4E	4U	4U	4D				
65E ⊕⊕	390	4F	4U	4E	4U	4E	4U	4E	4U													4E	4U	4E	4D				
65E ◊	428	4M	1Q	4M	1Q	4M	1Q	4M	1Q													4M	1Q	1Q	1Q				
65E ◊◊	428	4M	1Q	4M	1Q	4M	1Q	4M	1Q													4M	1Q	1Q	1Q				

▲ Refer to Page 1 Section 53 to translate Code Number into Service Part Number.
‡ Before 9/11/68 - with .69" Dia. Stabilizer Bar
‡‡ From 9/11/68 - with .69" Dia. Stabilizer Bar
⊕ Before 9/11/68 - with .72" Dia. Stabilizer Bar
⊕⊕ From 9/11/68 - with .72" Dia. Stabilizer Bar
◊ Before 9/11/68 - with .95" Dia. Stabilizer Bar (Competition Suspension)
◊◊ From 9/11/68 - with .95" Dia. Stabilizer Bar (Competition Suspension)

COPYRIGHT © 1975 — FORD MOTOR COMPANY — DEARBORN, MICHIGAN

5310 - continued 1969 "F" (MUSTANG) -- STANDARD SPRINGS - continued

BODY TYPE		TRANS→	3/S				4/S				O/D				C/M				C4				C6							
		OPT-IONS →		A/C	P/S	A/C & P/S		A/C	P/S	A/C & P/S		A/C	P/S	A/C & P/S		A/C	P/S	A/C & P/S		A/C	P/S	A/C & P/S		A/C	P/S	A/C & P/S		A/C	P/S	A/C & P/S
		ENGINE	▲ FRONT SPRING CODE NUMBER																											
76	‡	200	4W	4J	4J	4V													4W	4J	4W	4J								
76	‡‡	200	4G	4W	4G	4J													4G	4W	4G	4W								
76	‡	250	4J	4V	4V	4F													4J	4V	4J	4F								
76	‡‡	250	4W	4J	4J	4V													4W	4J	4W	4J								
76	‡	302	4V	4F	4F	4E	4V	4F	4F	4E									4V	4F	4F	4E								
76	‡‡	302	4J	4V	4V	4F	4J	4V	4V	4F									4J	4V	4V	4F								
76	‡	351-2	4F	4E	4E	4U	4F	4E	4E	4U					4F	4E	4E	4U												
76	‡‡	351-2	4V	4E	4F	4E	4V	4E	4F	4E					4V	4E	4F	4E												
76	‡	351-4	4F	4E	4E	4U	4F	4E	4E	4U					4F	4E	4E	4U												
76	‡‡	351-4	4V	4E	4F	4E	4V	4E	4F	4E					4V	4E	4F	4E												
76	⊕	390	4E	4U	4U	4D	4E	4U	4U	4D													4U	4U	4U	4D				
76	⊕⊕	390	4E	4U	4E	4D	4E	4U	4E	4D													4E	4U	4U	4D				
76	◊	428	4M	1Q	4M	1Q	4M	1Q	4M	1Q													4M	1Q	1Q	1Q				
76	◊◊	428	4M	1Q	4M	1Q	4M	1Q	4M	1Q													4M	1Q	1Q	1Q				
			1969 "F" (MUSTANG) -- HEAVY DUTY SPRINGS																											
63A,B	†	302	4V	4S	4V	4S	4V	4S	4S	4S									4V	4S	4V	4S								
63A,B	††	302	4X	4S	4X	4S	4X	4S	4S	4S									4X	4S	4X	4S								
63A,B	†	351	4S	4R	4S	4R	4S	4R	4S	4R					4S	4R	4S	4R												
63A,B	††	351-2	4S	4R	4S	4R	4S	4R	4S	4R					4S	4R	4S	4R												
63A,B	††	351-4	4S	4R	4S	4R	4S	4R	4S	4R					4S	4R	4S	4R												
63A,B	†	390	4R	4R	4R	4P	4R	4R	4R	4P													4R	4P	4R	4P				
63A,B	††	390	4R	4R	4R	4P	4R	4R	4R	4P													4R	4P	4R	4P				
63C	†	302	4V	4S	4S	4R	4V	4S	4S	4R									4V	4S	4S	4S								
63C	††	302	4X	4S	4S	4R	4X	4S	4S	4R									4X	4S	4S	4S								
63C	†	351-2	4S	4R	4S	4R	4S	4R	4R	4R					4S	4R	4R	4R												
63C	††	351-2	4S	4R	4S	4R	4S	4R	4R	4R					4S	4R	4R	4R												
63C	†	351-4	4S	4R	4R	4R	4S	4R	4R	4R					4S	4R	4R	4R												
63C	††	351-4	4S	4R	4R	4R	4S	4R	4R	4R					4S	4R	4R	4R												
63C	†	390	4R	4P	4R	4P	4R	4P	4R	4P													4R	4P	4P	4P				
63C	††	390	4R	4P	4R	4P	4R	4P	4R	4P													4R	4P	4P	4P				
65A,B	†	302	4V	4S	4S	4S	4S	4V	4S	4R									4V	4S	4S	4S								
65A,B	††	302	4X	4S	4S	4S	4X	4S	4S	4R									4X	4S	4S	4S								
65A,B	†	351-2	4S	4R	4S	4R	4S	4R	4S	4R					4S	4R	4S	4R												
65A,B	††	351-2	4S	4R	4S	4R	4S	4R	4S	4R					4S	4R	4S	4R												
65A,B	†	351-4	4S	4R	4S	4R	4S	4R	4R	4R					4S	4R	4R	4R												
65A,B	††	351-4	4S	4R	4S	4R	4S	4R	4R	4R					4S	4R	4R	4R												
65A,B	†	390	4R	4P	4R	4P	4R	4P	4R	4P													4R	4P	4P	4P				
65A,B	††	390	4R	4P	4R	4P	4R	4P	4R	4P													4R	4P	4P	4P				
65C,D	†	302	4V	4S	4S	4R	4V	4S	4S	4R									4V	4S	4S	4S								
65C,D	††	302	4X	4S	4S	4R	4X	4S	4S	4R									4X	4S	4S	4S								
65C,D	†	351-2	4S	4R	4S	4R	4S	4R	4R	4R					4S	4R	4R	4R												
65C,D	††	351-2	4S	4R	4S	4R	4S	4R	4R	4R					4S	4R	4R	4R												
65C,D	†	351-4	4S	4R	4R	4R	4S	4R	4R	4R					4S	4R	4R	4R												
65C,D	††	351-4	4S	4R	4R	4R	4S	4R	4R	4R					4S	4R	4R	4R												
65C,D	†	390	4R	4P	4R	4P	4R	4P	4R	4P													4R	4P	4P	4P				
65C,D	††	390	4R	4P	4R	4P	4R	4P	4R	4P													4R	4P	4P	4P				

▲ Refer to Page 1 Section 53 to translate Code Number into Service Part Number.

‡ Before 9/11/68 - with .69" Dia. Stabilizer Bar

‡‡ From 9/11/68 - with .69" Dia. Stabilizer Bar

◊ Before 9/11/68 - with .95" Dia. Stabilizer Bar (Competition Suspension)

◊◊ From 9/11/68 - with .95" Dia. Stabilizer Bar (Competition Suspension)

† Before 9/11/68 - with GT or Handling Suspension Options (.85" Dia. Stabilizer Bar)

†† From 9/11/68 - with GT or Handling Suspension Options (.85" Dia. Stabilizer Bar)

⊕ Before 9/11/68 - with .72" Dia. Stabilizer Bar

⊕⊕ From 9/11/68 - with .72" Dia. Stabilizer Bar

HALPERT_AUCTIONS

5310 - continued 1969 "F" (MUSTANG) -- HEAVY DUTY SPRINGS - continued

BODY TYPE	TRANS→	3/S				4/S				O/D				C/M				C4				C6							
	OPT-IONS →		A/C	P/S	A/C & P/S		A/C	P/S	A/C & P/S		A/C	P/S	A/C & P/S		A/C	P/S	A/C & P/S		A/C	P/S	A/C & P/S		A/C	P/S	A/C & P/S		A/C	P/S	A/C & P/S
	ENGINE	▲ FRONT SPRING CODE NUMBER																											
65E †	302	4V	4S	4S	4R	4V	4S	4S	4R									4V	4S	4S	4R								
65E ††	302	4X	4S	4S	4R	4X	4S	4S	4R									4X	4S	4S	4R								
65E †	351-2	4S	4R	4R	4R	4S	4R	4R	4P					4S	4R	4R	4R												
65E ††	351-2	4S	4R	4R	4R	4S	4R	4R	4R					4S	4R	4R	4R												
65E †	351-4	4S	4R	4R	4P	4S	4R	4R	4P					4S	4R	4R	4P												
65E ††	351-4	4S	4R	4R	4P	4S	4R	4R	4P					4S	4R	4R	4P												
65E †	390	4R	4P	4R	4P	4R	4P	4P	4P													4R	4P	4P	4N				
65E ††	390	4R	4P	4R	4P	4R	4P	4P	4P													4R	4P	4P	4N				
76 †	302	4S	4S	4S	4R	4S	4S	4S	4R									4V	4S	4S	4R								
76 ††	302	4S	4S	4S	4R	4S	4S	4S	4R									4X	4S	4S	4R								
76 †	351	4S	4R	4R	4P	4S	4R	4R	4P					4S	4R	4R	4P												
76 ††	351-2	4S	4R	4R	4P	4S	4R	4R	4P					4S	4R	4R	4P												
76 ††	351-4	4S	4R	4R	4P	4S	4R	4R	4P					4S	4R	4R	4P												
76 †	390	4R	4P	4P	4P	4R	4P	4P	4N													4R	4P	4P	4N				
76 ††	390	4R	4P	4P	4P	4R	4P	4P	4N													4R	4P	4P	4N				

1969 "S" (THUNDERBIRD) -- STANDARD SPRINGS

57	429																							6C	4B				
65	429																							6K	6C				

1969 "S" (THUNDERBIRD) -- HEAVY DUTY SPRINGS

57,65	429																							6F					

1969 "S" (THUNDERBIRD) -- WITH HEAVY DUTY SUSPENSION

57	429																								1H				
57	429																							1G					
65	429																								1G				

1969 "U" (BRONCO) -- STANDARD SPRINGS

97,98	170	6H																											
97,98	302	6J																											

1969 "U" (BRONCO) -- HEAVY DUTY SPRINGS

96,97,98	All	3S																											
96,97,98	All	6G																											

▲ Refer to Page 1 Section 53 to translate Code Number into Service Part Number.

† Before 9/11/68 - with GT or Handling Suspension Options (.85" Dia. Stabilizer Bar)

†† From 9/11/68 - with GT or Handling Suspension (.85" Dia. Stabilizer Bar)

COPYRIGHT © 1975 — FORD MOTOR COMPANY — DEARBORN, MICHIGAN

HALPERT_AUCTIONS

5310 - continued

1969 "X" (FALCON) -- STANDARD SPRINGS

BODY TYPE	TRANS. →	3/S				4/S				O/D				C/M				C4				C6							
	OPT-IONS →		A/C	P/S	A/C & P/S		A/C	P/S	A/C & P/S		A/C	P/S	A/C & P/S		A/C	P/S	A/C & P/S		A/C	P/S	A/C & P/S		A/C	P/S	A/C & P/S		A/C	P/S	A/C & P/S
	ENGINE	▲FRONT SPRING CODE NUMBER																											
54A	170	2S	2U	2U	2U													2S	2U	2S	2U								
54A	200	2S	2U	2U	70													2S	2U	2U	2U								
54A	302	5K	5L	5K	5M													5J	5L	5K	5L								
54B	200	2S	2U	2U	70													2S	2U	2U	2U								
54B	302	5K	5L	5K	5M													5J	5L	5K	5L								
62A	170	2S	2U	2U	2U													2S	2U	2S	2U								
62A	200	2S	2U	2U	2U													2S	2U	2S	2U								
62A	302	5K	5L	5K	5L													5J	5K	5K	5L								
62B	200	2S	2U	2U	2U													2S	2U	2S	2U								
62B	302	5K	5L	5K	5M													5J	5K	5K	5L								
62C	200	2S	2U	2U	2U													2S	2U	2S	2U								
62C	302	5K	5L	5K	5M													5J	5K	5K	5L								
71A	200	5F	5F	5F	5F													5F	5F	5F	5F								
71A	302	5G	5J	5H	5J													5G	5H	5H	5J								
71B	200	5F	5F	5F	5F													5F	5F	5F	5F								
71B	302	5G	5J	5H	5J													5G	5H	5H	5J								

1969 "X" (FALCON) -- HEAVY DUTY SPRINGS

54A	170	2U	70	70	71													2U	70	2U	71								
54A	200	2U	70	70	71													2U	70	2U	71								
54A	302	72	73	73	76													72	73	72	76								
54B	200	2U	71	70	71													2U	70	2U	71								
54B	302	72	73	73	76													72	73	72	76								
62A	170	2U	70	70	71													2U	70	2U	70								
62A	200	2U	70	70	71													2U	70	2U	71								
62A	302	72	73	73	76													72	73	72	73								
62B	200	2U	70	70	71													2U	70	2U	71								
62B	302	72	73	73	76													72	73	72	73								
62C	200	2U	70	70	71													2U	70	2U	71								
62C	302	72	73	73	76													72	73	72	73								
71A	200	2S	2U	2S	2U													2S	2S	2S	2U								
71A	302	70	71	70	72													2U	71	70	71								
71B	200	2S	2U	2S	2U													2S	2S	2S	2U								
71B	302	70	71	70	72													2U	71	70	71								

▲ Refer to Page 1 Section 53 to translate Code Number into Service Part Number.

HALPERT_AUCTIONS

5310 SPRING (FRONT COIL)

HOW TO FIND 1970 FRONT SPRING PART NUMBERS

1) To determine Front Spring Part Number you must know:
   a) YEAR
   b) CAR LINE
   c) BODY TYPE
   d) ENGINE
   e) Whether SPRING required is STANDARD or HEAVY DUTY.
   f) TRANSMISSION
   g) Whether car is equipped with AIR CONDITIONING, POWER STEERING or BOTH.
2) Using this information, refer to the listing on the following pages.
3) Locate the appropriate Front Spring Code Number.
4) **Translate the Code Number into a Service Part Number by referring to the Cross Reference listing starting on page 1 of Section 53.**

   Read down to locate correct Code Number.

   Read across to locate Front Spring Part Number.
   (Color Identification, Normal Load, Number of Coils, Wire Diameter and Free Length are also listed).

EXAMPLE:
a) Year 1970
b) Car Line FORD
c) Body Type 63B
d) Engine 390
e) Spring Type STANDARD
f) Transmission C/M(Cruise-O-Matic)
g) Additional Equipment Air Conditioning (with Power Steering)

Front Spring Code Number listed is 6B.

Part Number shown for Code 6B(Section 53 page 7) is C8SZ 5310-A

1970 "A" (FORD) -- STANDARD SPRINGS

BODY TYPE	TRANS.→	3/S				4/S				O/D				C/M				C4				C6							
	OPT-IONS →		A/C	P/S	A/C & P/S		A/C	P/S	A/C & P/S		A/C	P/S	A/C & P/S		A/C	P/S	A/C & P/S		A/C	P/S	A/C & P/S		A/C	P/S	A/C & P/S		A/C	P/S	A/C & P/S
	ENGINE	▲ FRONT SPRING CODE NUMBER																											
54A (exc.P/C)	240	92	94	93	4Z									92	94	93	4Z	92	94	93	4Z								
54A(P/C)	240	3Y	3Z	3Y	78									3Y	3Z	3Z	78												
54A (exc.P/C)	302	93	94	93	4Z									93	4Z	94	4Z	93	94	93	4Z								
54A(P/C)	302	3Y	3Z	3Z	78									3Y	78	3Z	78												
54A (exc.P/C)	351	94	4Z	94	5A									94	4Z	94	5A												
54A(P/C)	351	3Z	78	3Z	78									3Z	78	3Z	78												
54A (exc.P/C)	390	4Z	5A	4Z	6B									4Z	5A	4Z	6B					4Z	5A	4Z	6B				
54A(P/C)	390	78	78	78	81																	78	81	78	81				
54A(P/C)	428																					78	81	78	81				
54A (exc.P/C)	429-2																					4Z	6B	5A	6C				
54A(P/C)	429-2																					78	81	78	81				
54A (exc.P/C)	429-4					4Z	6B	5A	6C													5A	6B	5A	6C				
54A(P/C)	429-4					78	81	78	81													78	81	78	81				

▲ Refer to Page 1 Section 53 to translate Code Number into Service Part Number.

COPYRIGHT © 1975 — FORD MOTOR COMPANY — DEARBORN, MICHIGAN

5310 - continued 1970 "A" (FORD) -- STANDARD SPRINGS - continued

BODY TYPE	TRANS→	3/S				4/S				O/D				C/M				C4				C6							
	OPT-IONS →		A/C	P/S	A/C & P/S		A/C	P/S	A/C & P/S		A/C	P/S	A/C & P/S		A/C	P/S	A/C & P/S		A/C	P/S	A/C & P/S		A/C	P/S	A/C & P/S		A/C	P/S	A/C & P/S
	ENGINE	▲ FRONT SPRING CODE NUMBER																											
54B (exc.P/C)	240	92	94	93	4Z									92	94	93	4Z	92	94	93	4Z								
54B(P/C)	240	3Y	3Z	3Y	78									3Y	3Z	3Z	78												
54B (exc.P/C)	302	93	94	93	4Z									93	4Z	94	4Z	92	94	93	4Z								
54B(P/C)	302	3Y	3Z	3Z	78									3Y	78	3Z	78												
54B (exc.P/C)	351	94	4Z	94	5A									94	4Z	94	5A												
54B(P/C)	351	3Z	78	3Z	78									3Z	78	3Z	78												
54B (exc.P/C)	390	4Z	5A	4Z	6B									4Z	5A	4Z	6B					4Z	5A	4Z	6B				
54B(P/C)	390	78	78	78	81																	78	78	78	81				
54B(P/C)	428																					78	81	78	81				
54B (exc.P/C)	429-2																					4Z	6B	5A	6C				
54B(P/C)	429-2																					78	81	78	81				
54B (exc.P/C)	429-4					4Z	6B	5A	6C													5A	6B	5A	6C				
54B(P/C)	429-4					78	81	78	81													78	81	78	81				
54C	302	93	4Z	94	4Z									93	4Z	94	5A	93	4Z	94	4Z								
54C	351	94	5A	4Z	5A									94	5A	4Z	6B												
54C	390	4Z	6B	5A	6B									4Z	6B	5A	6B					4Z	6B	5A	6C				
54C	429-2																					5A	6C	6B	6C				
54C	429-4					5A	6C	6B	6C													5A	6C	6B	6C				
54E (exc.P/C)	240	92	94	93	4Z									92	94	93	4Z	92	94	93	4Z								
54E(P/C)	240	3Y	3Z	3Y	78									3Y	3Z	3Z	78												
54E (exc.P/C)	302	92	94	93	4Z									93	4Z	94	4Z	92	94	93	4Z								
54E(P/C)	302	3Y	3Z	3Z	78									3Y	78	3Z	78												
54E (exc.P/C)	351	94	4Z	94	5A									94	4Z	94	5A												
54E(P/C)	351	3Z	78	3Z	78									3Z	78	3Z	78												
54E (exc.P/C)	390	4Z	5A	4Z	6B									4Z	5A	4Z	6B					4Z	5A	4Z	6B				
54E(P/C)	390	78	78	78	81																	78	78	78	81				
54E(P/C)	428																					78	81	78	81				
54E (exc.P/C)	429-2																					4Z	6B	5A	6C				
54E(P/C)	429-2																					78	81	78	81				
54E (exc.P/C)	429-4					4Z	6B	6C	6C													5A	6B	5A	6C				
54E(P/C)	429-4					78	81	78	81													78	81	78	81				
57B	240	92	94	93	4Z									93	94	93	4Z	92	94	93	4Z								
57B	302	93	4Z	94	4Z									93	4Z	94	4Z	93	4Z	93	4Z								
57B	351	94	4Z	94	5A									94	5A	4Z	5A												
57B	390	4Z	6B	5A	6B									4Z	6B	5A	6B												
57B	429-2																					5A	6B	5A	6C				
57B	429-4					5A	6B	5A	6C													5A	6B	5A	6C				
57F	302	93	4Z	94	4Z									93	4Z	94	5A	93	4Z	94	4Z								
57F	351	94	5A	4Z	5A									94	5A	4Z	5A												
57F	390	4Z	6B	5A	6B									4Z	6B	5A	6B					4Z	6B	5A	6B				
57F	429-2																					5A	6B	6B	6C				
57F	429-4					5A	6B	6B	6C													5A	6C	6B	6C				
62B (exc.P/C)	240	92	94	93	94									92	94	93	4Z	92	94	93	94								
62B(P/C)	240	3Y	3Z	3Y	3Z									3Y	3Z	3Y	78												
62B (exc.P/C)	302	92	94	93	4Z									93	94	93	4Z	92	94	93	4Z								
62B(P/C)	302	3Y	3Z	3Z	78									3Y	3Z	3Z	78												
62B (exc.P/C)	351	93	4Z	94	5A									94	4Z	94	5A												
62B(P/C)	351	3Z	78	3Z	78									3Z	78	3Z	78												
62B (exc.P/C)	390	4Z	5A	4Z	6B									4Z	5A	4Z	6B					4Z	5A	4Z	6B				
62B(P/C)	390	3Z	78	78	81																	78	78	78	81				

▲ Refer to Page 1 Section 53 to translate Code Number into Service Part Number.

HALPERT_AUCTIONS

5310 - continued — 1970 "A" (FORD) -- STANDARD SPRINGS - continued

BODY TYPE	TRANS→	3/S				4/S				O/D				C/M				C4				C6							
	OPT-IONS →		A/C	P/S	A/C & P/S		A/C	P/S	A/C & P/S		A/C	P/S	A/C & P/S		A/C	P/S	A/C & P/S		A/C	P/S	A/C & P/S		A/C	P/S	A/C & P/S		A/C	P/S	A/C & P/S
	ENGINE	▲ FRONT SPRING CODE NUMBER																											
62B(P/C)	428																					78	81	78	81				
62B (exc.P/C)	429-2																					4Z	6B	5A	6B				
62B(P/C)	429-2																					78	81	78	81				
62B (exc.P/C)	429-4					4Z	6B	5A	6B													4Z	6B	5A	6C				
62B(P/C)	429-4					78	81	78	81													78	81	78	81				
62E (exc.P/C)	240	92	94	93	94									92	94	93	4Z	92	94	93	94								
62E(P/C)	240	3Y	3Z	3Y	3Z									3Y	3Z	3Y	78												
62E (exc.P/C)	302	92	94	93	4Z									93	94	93	4Z	92	94	93	4Z								
62E(P/C)	302	3Y	3Z	3Z	78									3Y	3Z	3Z	78												
62E (exc.P/C)	351	93	4Z	94	5A									94	4Z	94	5A												
62E(P/C)	351	3Z	78	3Z	78									3Z	78	3Z	78												
62E (exc.P/C)	390	4Z	5A	4Z	6B									4Z	5A	4Z	6B					4Z	5A	4Z	6B				
62E(P/C)	390	3Z	78	78	81																	78	78	78	81				
62E(P/C)	428																					78	81	78	81				
62E (exc.P/C)	429-2																					4Z	6B	5A	6B				
62E(P/C)	429-2																					78	81	78	81				
62E (exc.P/C)	429-4					4Z	6B	5A	6B													4Z	6B	5A	6C				
62E(P/C)	429-4					78	81	78	81													78	81	78	81				
63B (exc.P/C)	240	92	94	92	94									92	94	93	4Z	92	94	93	94								
63B(P/C)	240	3Y	3Z	3Y	78									3Y	3Z	3Z	78												
63B (exc.P/C)	302	92	94	93	4Z									93	94	93	4Z	92	94	93	4Z								
63B(P/C)	302	3Y	3Z	3Z	78									3Y	78	3Z	78												
63B (exc.P/C)	351	93	4Z	94	5A									94	4Z	94	5A												
63B(P/C)	351	3Z	78	3Z	78									3Z	78	3Z	78												
63B (exc.P/C)	390	4Z	5A	4Z	6B									4Z	5A	4Z	6B					4Z	5A	4Z	6B				
63B(P/C)	390	78	78	78	81																	78	78	78	81				
63B(P/C)	428																					78	81	78	81				
63B (exc.P/C)	429-2																					4Z	6B	5A	6C				
63B(P/C)	429-2																					78	81	78	81				
63B (exc.P/C)	429-4					4Z	6B	5A	6C													4Z	6B	5A	6C				
63B(P/C)	429-4					78	81	78	81													78	81	78	81				
63C	302	93	4Z	94	5A									94	4Z	94	5A	93	4Z	94	5A								
63C	351	94	5A	4Z	6B									4Z	5A	4Z	6B												
63C	390	5A	6B	5A	6C									5A	6B	5A	6C												
63C	429-2																					5A	6C	6B	6C				
63C	429-4					5A	6C	6B	6C													5A	6C	6B	4B				
65A	302	93	4Z	94	5A									94	4Z	94	5A	93	4Z	94	5A								
65A	351	94	5A	4Z	5A									94	5A	4Z	6B												
65A	390	4Z	6B	5A	6C									4Z	6B	5A	6C					4Z	6B	5A	6C				
65A	429-2																					5A	6C	6B	6C				
65A	429-4					5A	6C	6B	6C													5A	6C	6B	6C				
65C (exc.P/C)	240	92	94	93	4Z									92	94	93	4Z	92	94	93	4Z								
65C(P/C)	240	3Y	3Z	3Y	78									3Y	3Z	3Z	78												
65C (exc.P/C)	302	93	94	93	4Z									93	4Z	94	4Z	93	94	93	4Z								
65C(P/C)	302	3Y	3Z	3Z	78									3Y	78	3Z	78												
65C (exc.P/C)	351	94	4Z	94	5A									94	4Z	4Z	5A												
65C(P/C)	351	3Z	78	3Z	78									3Z	78	3Z	78												
65C (exc.P/C)	390	4Z	5A	4Z	6B									4Z	5A	4Z	6B					4Z	5A	5A	6B				
65C(P/C)	390	78	78	78	81																	78	81	78	81				

▲ Refer to Page 1 Section 53 to translate Code Number into Service Part Number.

COPYRIGHT © 1975 — FORD MOTOR COMPANY — DEARBORN, MICHIGAN
FINAL ISSUE

HALPERT_AUCTIONS

5310 - continued 1970 "A" (FORD) -- STANDARD SPRINGS - continued

BODY TYPE	TRANS. →	3/S				4/S				O/D				C/M				C4				C6							
	OPT-IONS →		A/C	P/S	A/C & P/S		A/C	P/S	A/C & P/S		A/C	P/S	A/C & P/S		A/C	P/S	A/C & P/S		A/C	P/S	A/C & P/S		A/C	P/S	A/C & P/S		A/C	P/S	A/C & P/S
	ENGINE	▲ FRONT SPRING CODE NUMBER																											
65C(P/C)	428																					78	81	78	81				
65C (exc.P/C)	429-2																					5A	6B	5A	6C				
65C(P/C)	429-2																					78	81	78	81				
65C (exc.P/C)	429-4					5A	6B	5A	6C													5A	6B	5A	6C				
65C(P/C)	429-4					78	81	78	81													78	81	78	81				
65M (exc.P/C)	240	92	94	93	4Z									92	94	93	4Z	92	94	93	4Z								
65M(P/C)	240	3Y	3Z	3Y	78									3Y	3Z	3Z	78												
65M (exc.P/C)	302	93	94	93	4Z									93	4Z	94	4Z	93	94	93	4Z								
65M(P/C)	302	3Y	3Z	3Z	78									3Y	78	3Z	78												
65M (exc.P/C)	351	94	4Z	94	5A									94	4Z	4Z	5A												
65M(P/C)	351	3Z	78	3Z	78									3Z	78	3Z	78												
65M (exc.P/C)	390	4Z	5A	4Z	6B									4Z	5A	4Z	6B					4Z	5A	5A	6B				
65M(P/C)	390	78	78	78	81																	78	81	78	81				
65M(P/C)	428																					78	81	78	81				
65M (exc.P/C)	429-2																					5A	6B	5A	6C				
65M(P/C)	429-2																					78	81	78	81				
65M (exc.P/C)	429-4					5A	6B	5A	6C													5A	6B	5A	6C				
65M(P/C)	429-4					78	81	78	81													78	81	78	81				
71A	302	93	4Z	94	5A									94	4Z	94	5A	93	4Z	94	5A								
71A	351	94	5A	4Z	6B									4Z	5A	4Z	6B												
71A	390	5A	6B	5A	6C									5A	6B	5A	6C					5A	6B	5A	6C				
71A	429-2																					5A	6C	6B	6C				
71A	429-4																					5A	6C	6B	4B				
71B (exc.P/C)	240	92	94	93	4Z									92	94	93	4Z	92	94	93	4Z								
71B(P/C)	240	3X	3Z	3Y	3Z									3X	3Y	3Y	3Z												
71B (exc.P/C)	302	93	94	93	4Z									93	4Z	94	4Z	93	94	93	4Z								
71B(P/C)	302	3X	3Y	3Y	3Z									3X	3Z	3Y	3Z												
71B (exc.P/C)	351	94	4Z	94	5A									94	4Z	4Z	5A												
71B(P/C)	351	3Y	3Z	3Y	78									3Y	3Z	3Z	78												
71B (exc.P/C)	390	4Z	5A	4Z	6B									4Z	5A	4Z	6B					4Z	6B	5A	6B				
71B(P/C)	390	3Z	78	3Z	78																	3Z	78	3Z	78				
71B(P/C)	428																					3Z	78	78	81				
71B (exc.P/C)	429-2																					5A	6B	5A	6C				
71B(P/C)	429-2																					3Z	78	78	81				
71B (exc. P/C)	429-4																					5A	6B	5A	6C				
71B(P/C)	429-4																					3Z	78	78	81				
71C (exc.P/C)	240	92	94	93	4Z									93	94	93	4Z	92	94	93	4Z								
71C(P/C)	240	3X	3Y	3Y	3Z									3X	3Y	3Y	3Z												
71C (exc.P/C)	302	93	4Z	94	4Z									93	4Z	94	4Z	93	4Z	93	4Z								
71C(P/C)	302	3X	3Z	3Y	3Z									3Y	3Z	3Y	3Z												
71C (exc.P/C)	351	94	4Z	94	5A									94	5A	4Z	5A												
71C(P/C)	351	3Y	3Z	3Z	78									3Y	3Z	3Z	78												
71C (exc.P/C)	390	4Z	6B	5A	6B									4Z	6B	5A	6B					4Z	6B	5A	6B				
71C(P/C)	390	3Z	78	3Z	78																	**3Z**	**78**	**3Z**	**78**				
71C(P/C)	428																					3Z	78	78	81				
71C (exc.P/C)	429-2																					5A	6B	5A	6C				
71C(P/C)	429-2																					3Z	78	78	81				
71C (exc.P/C)	429-4																					5A	6B	5A	6C				
71C(P/C)	429-4																					3Z	78	78	81				
71D (exc.P/C)	240	92	94	93	4Z									93	94	93	4Z	92	94	93	4Z								
71D(P/C)	240	3X	3Y	3Y	3Z									3X	3Y	3Y	3Z												
71D (exc.P/C)	302	93	94	93	4Z									93	4Z	94	4Z	93	94	93	4Z								
71D(P/C)	302	3X	3Y	3Y	3Z									3Y	3Z	3Y	3Z												

▲ Refer to Page 1 Section 53 to translate Code Number into Service Part Number.

HALPERT_AUCTIONS

5310 - continued — 1970 "A" (FORD) -- STANDARD SPRINGS - continued

BODY TYPE	TRANS→	3/S				4/S				O/D				C/M				C4				C6							
	OPT-IONS →		A/C	P/S	A/C & P/S		A/C	P/S	A/C & P/S		A/C	P/S	A/C & P/S		A/C	P/S	A/C & P/S		A/C	P/S	A/C & P/S		A/C	P/S	A/C & P/S		A/C	P/S	A/C & P/S
	ENGINE	▲FRONT SPRING CODE NUMBER																											
71D (exc.P/C)	351	94	4Z	94	5A									94	5A	4Z	5A												
71D(P/C)	351	3Y	3Z	3Y	78									3Y	3Z	3Z	78												
71D (exc.P/C)	390	4Z	5A	5A	6B									4Z	6B	5A	6B					4Z	6B	5A	6B				
71D(P/C)	390	3Z	78	3Z	78																	3Z	78	3Z	78				
71D(P/C)	428																					3Z	78	78	81				
71D (exc.P/C)	429-2																					5A	6B	5A	6C				
71D(P/C)	429-2																					3Z	78	78	81				
71D (exc.P/C)	429-4																					5A	6B	5A	6C				
71D(P/C)	429-4																					3Z	78	78	81				
71E	302	93	4Z	94	5A									93	4Z	94	5A	93	4Z	94	5A								
71E	351	94	5A	4Z	5A									94	5A	4Z	6B												
71E	390	4Z	6B	5A	6C									4Z	6B	5A	6C					4Z	5A	6B	6C				
71E	429-2																					5A	6C	6B	6C				
71E	429-4																					5A	6C	6B	6C				
71H (exc.P/C)	240	92	94	93	4Z									92	94	93	4Z	92	94	93	4Z								
71H(P/C)	240	3X	3Y	3Y	3Z									3X	3Y	3Y	3Z												
71H (exc.P/C)	302	93	94	93	4Z									93	4Z	94	4Z	92	94	93	4Z								
71H(P/C)	302	3X	3Y	3Y	3Z									3X	3Z	3Y	3Z												
71H (exc.P/C)	351	94	4Z	94	5A									94	4Z	94	5A												
71H(P/C)	351	3Y	3Z	3Y	3Z									3Y	3Z	3Y	78												
71H (exc.P/C)	390	4Z	5A	4Z	6B									4Z	5A	4Z	6B					4Z	5A	4Z	6B				
71H(P/C)	390	3Z	78	3Z	78																	3Z	78	3Z	78				
71H(P/C)	428																					3Z	78	78	81				
71H (exc.P/C)	429-2																					4Z	6B	5A	6C				
71H(P/C)	429-2																					3Z	78	78	78				
71H (exc.P/C)	429-4																					5A	6B	5A	6C				
71H(P/C)	429-4																					3Z	78	78	81				
71J (exc.P/C)	240	92	94	93	4Z									93	94	93	4Z	92	94	93	4Z								
71J(P/C)	240	3X	3Y	3Y	3Z									3X	3Y	3Y	3Z												
71J (exc.P/C)	302	93	4Z	94	4Z									93	4Z	94	5A	93	4Z	94	4Z								
71J(P/C)	302	3X	3Z	3Y	3Z									3Y	3Z	3Y	3Z												
71J (exc.P/C)	351	94	5A	4Z	5A									94	5A	4Z	5A												
71J(P/C)	351	3Y	3Z	3Z	78									3Y	3Z	3Z	78												
71J (exc.P/C)	390	4Z	6B	5A	6B									4Z	6B	5A	6B					4Z	6B	5A	6B				
71J(P/C)	390	3Z	78	3Z	78																	3Z	78	3Z	78				
71J(P/C)	428																					78	78	78	81				
71J (exc.P/C)	429-2																					5A	6B	5A	6C				
71J(P/C)	429-2																					3Z	78	78	81				
71J (exc.P/C)	429-4																					5A	6B	6B	6C				
71J(P/C)	429-4																					3Z	78	78	81				
76A	240	93	4Z	94	5A									94	4Z	94	5A	93	4Z	94	5A								
76A	302	94	4Z	4Z	5A									94	5A	4Z	5A	94	4Z	94	5A								
76A	351	4Z	5A	4Z	6B									4Z	6B	5A	6B												
76A	390	5A	6B	6B	6C									5A	6B	6B	6C					5A	6C	6B	6C				
76A	429-2																					6B	6C	6B	4B				
76A	429-4					6B	6C	6B	4B													6B	6C	6B	4B				
76B	302	4Z	5A	4Z	6B									4Z	6B	5A	6B	4Z	5A	4Z	6B								
76B	351	5A	6B	5A	6C									5A	6B	5A	6C												
76B	390	6B	6C	6B	4B									6B	6C	6B	4B					6B	6C	6B	4B				
76B	429-2																					6B	4B	6C	83				
76B	429-4					6B	4B	6C	83													6B	4B	6C	83				

▲ Refer to Page 1 Section 53 to translate Code Number into Service Part Number.

COPYRIGHT © 1975 — FORD MOTOR COMPANY — DEARBORN, MICHIGAN
FINAL ISSUE

HALPERT_AUCTIONS

5310 - continued 1970 "A" (FORD) -- HEAVY DUTY SPRINGS - continued

BODY TYPE	TRANS→	3/S				4/S				O/D				C/M				C4				C6							
	OPT-IONS →		A/C	P/S	A/C & P/S		A/C	P/S	A/C & P/S		A/C	P/S	A/C & P/S		A/C	P/S	A/C & P/S		A/C	P/S	A/C & P/S		A/C	P/S	A/C & P/S		A/C	P/S	A/C & P/S
	ENGINE	▲FRONT SPRING CODE NUMBER																											
54A	240	1C	1D	1C	1E									1C	1D	1C	1E	1B	1D	1C	1E								
54A	302	1C	1D	1C	1E									1C	1E	1D	1E	1C	1D	1C	1E								
54A	351	1D	1E	1D	1F									1D	1E	1D	1F												
54A	390	1E	1F	1E	1G									1E	1F	1E	1G					1E	1F	1E	1G				
54A	429-2																					1E	1G	1F	1G				
54A	429-4					1E	1G	1F	1G													1E	1G	1F	1G				
54B	240	1C	1D	1C	1E									1C	1D	1C	1E	1B	1D	1C	1E								
54B	302	1C	1D	1C	1E									1C	1E	1D	1E	1C	1D	1C	1E								
54B	351	1D	1E	1D	1F									1D	1E	1D	1F												
54B	390	1E	1F	1E	1G									1E	1F	1E	1G					1E	1F	1E	1G				
54B	429-2																					1E	1G	1F	1G				
54B	429-4					1E	1G	1F	1G													1E	1G	1F	1G				
54C	302	1C	1E	1D	1E									1D	1E	1D	1F	1C	1E	1D	1E								
54C	351	1D	1F	1E	1F									1D	1F	1E	1F												
54C	390	1E	1F	1F	1G									1E	1F	1F	1G					1E	1G	1F	1G				
54C	429-2																					1F	1G	1F	1H				
54C	429-4					1F	1G	1F	1H													1F	1G	1F	1H				
54E	240	1C	1D	1C	1E									1C	1D	1C	1E	1B	1D	1C	1E								
54E	302	1C	1D	1C	1E									1C	1E	1D	1E	1C	1D	1C	1E								
54E	351	1D	1E	1D	1F									1D	1E	1D	1F												
54E	390	1E	1F	1E	1G									1E	1F	1E	1G					1E	1F	1E	1G				
54E	429-2																					1E	1G	1F	1G				
54E	429-4					1E	1G	1F	1G													1E	1G	1F	1G				
57B	240	1C	1D	1C	1E									1C	1D	1D	1E	1C	1D	1C	1E								
57B	302	1C	1E	1D	1E									1C	1E	1D	1E	1C	1E	1D	1E								
57B	351	1D	1E	1D	1F									1D	1E	1E	1F												
57B	390	1E	1F	1E	1G									1E	1F	1E	1G					1E	1F	1F	1G				
57B	429-2																					1F	1G	1F	1G				
57B	429-4					1F	1G	1F	1G													1F	1G	1F	1G				
57F	302	1C	1E	1D	1E									1D	1E	1D	1E	1C	1E	1D	1E								
57F	351	1D	1E	1E	1F									1D	1F	1E	1F												
57F	390	1E	1F	1F	1G									1E	1F	1F	1G					1E	1F	1F	1G				
57F	429-2																					1F	1G	1F	1G				
57F	429-4					1F	1G	1F	1G													1F	1G	1F	1H				
62B	240	1B	1D	1C	1D									1C	1D	1C	1E	1B	1D	1C	1D								
62B	302	1C	1D	1C	1E									1C	1D	1D	1E	1C	1D	1C	1E								
62B	351	1D	1E	1D	1F									1D	1E	1D	1F												
62B	390	1E	1F	1E	1F									1E	1F	1E	1F					1E	1F	1E	1F				
62B	429-2																					1E	1F	1F	1G				
62B	429-4					1E	1F	1F	1G													1E	1G	1F	1G				
62E	240	1B	1D	1C	1D									1C	1D	1C	1E	1B	1D	1C	1D								
62E	302	1C	1D	1C	1E									1C	1D	1D	1E	1C	1D	1C	1E								
62E	351	1D	1E	1D	1F									1D	1E	1D	1F												
62E	390	1E	1F	1E	1F									1E	1F	1E	1F					1E	1F	1E	1F				
62E	429-2																					1E	1F	1F	1G				
62E	429-4					1E	1F	1F	1G													1E	1G	1F	1G				
63B	240	1C	1D	1C	1E									1C	1D	1C	1E	1B	1D	1C	1E								
63B	302	1C	1D	1C	1E									1C	1E	1D	1E	1C	1D	1C	1E								
63B	351	1D	1E	1D	1F									1D	1E	1D	1F												
63B	390	1E	1F	1E	1G									1E	1F	1E	1G					1E	1F	1E	1G				
63B	429-2																					1E	1G	1F	1G				
63B	429-4					1E	1G	1F	1G													1E	1G	1F	1G				

▲ Refer to Page 1 Section 53 to translate Code Number into Service Part Number.

HALPERT_AUCTIONS

5310 - continued 1970 "A" (FORD) -- HEAVY DUTY SPRINGS - continued

BODY TYPE	TRANS.→	3/S				4/S				O/D				C/M				C4				C6							
	OPT-IONS →		A/C	P/S	A/C & P/S		A/C	P/S	A/C & P/S		A/C	P/S	A/C & P/S		A/C	P/S	A/C & P/S		A/C	P/S	A/C & P/S		A/C	P/S	A/C & P/S		A/C	P/S	A/C & P/S
	ENGINE	▲ FRONT SPRING CODE NUMBER																											
63C	302	1D	1E	1D	1F									1D	1E	1E	1F	1D	1E	1D	1F								
63C	351	1E	1F	1E	1F									1E	1F	1E	1G												
63C	390	1E	1G	1F	1G									1F	1G	1F	1G					1F	1G	1F	1G				
63C ‡	429-2																					1F	1G	1G	1H				
63C †	429-2																					1E	1F	1E	1G				
63C ‡	429-4					1F	1G	1G	1H													1F	1G	1G	1H				
63C †	429-4					1E	1F	1E	1G													1E	1F	1F	1G				
65A	302	1C	1E	1D	1E									1D	1E	1D	1F	1C	1E	1D	1E								
65A	351	1D	1F	1E	1F									1D	1F	1E	1F												
65A	390	1E	1G	1F	1G									1E	1G	1F	1G					1E	1G	1F	1G				
65A	429-2																					1F	1G	1F	1H				
65A	429-4					1F	1G	1F	1H													1F	1G	1F	1H				
65C, M	240	1C	1D	1C	1E									1C	1D	1C	1E	1C	1D	1C	1E								
65C, M	302	1C	1D	1D	1E									1C	1E	1D	1E	1C	1D	1D	1E								
65C, M	351	1D	1E	1D	1F									1D	1E	1E	1F												
65C, M	390	1E	1F	1E	1G									1E	1F	1E	1G					1E	1F	1E	1G				
65C, M	429-2																					1E	1G	1F	1G				
65C, M	429-4					1E	1G	1F	1G													1E	1G	1F	1G				
71A	302	1A	1D	1C	1E									1C	1D	1C	1E	1B	1D	1C	1D								
71A	351	1C	1E	1D	1E									1C	1E	1D	1E												
71A	390	1D	1F	1E	1F									1D	1F	1E	1F					1D	1F	1E	1F				
71A	429-2																					1E	1F	1E	1G				
71A	429-4																					1E	1F	1F	1G				
71B	240	1A	1C	1B	1D									1B	1C	1B	1D	1A	1C	1B	1C								
71B	302	1A	1C	1B	1D									1B	1D	1C	1D	1B	1C	1B	1D								
71B	351	1C	1D	1C	1E									1C	1D	1C	1E												
71B	390	1D	1E	1D	1F									1D	1E	1D	1F					1D	1E	1D	1F				
71B	429-2																					1D	1F	1E	1F				
71B	429-4																					1D	1F	1E	1F				
71C	240	1B	1C	1B	1D									1B	1C	1B	1D	1A	1C	1B	1D								
71C	302	1A	1C	1C	1D									1B	1D	1C	1D	1B	1C	1B	1D								
71C	351	1C	1D	1C	1E									1C	1D	1D	1E												
71C	390	1D	1E	1D	1F									1D	1E	1D	1F					1D	1E	1D	1F				
71C	429-2																					1D	1F	1E	1F				
71C	429-4																					1E	1F	1E	1F				
71D	240	1A	1C	1B	1D									1B	1C	1B	1D	1A	1C	1B	1D								
71D	302	1A	1C	1B	1D									1B	1D	1C	1D	1B	1C	1B	1D								
71D	351	1C	1D	1C	1E									1C	1D	1C	1E												
71D	390	1D	1E	1D	1F									1D	1E	1D	1F					1D	1E	1D	1F				
71D	429-2																					1D	1F	1E	1F				
71D	429-4																					1D	1F	1E	1F				
71E	302	1A	1D	1C	1D									1B	1D	1C	1E	1B	1D	1C	1D								
71E	351	1C	1E	1D	1E									1C	1E	1D	1E												
71E	390	1D	1E	1E	1F									1D	1F	1E	1F					1D	1F	1E	1F				
71E	429-2																					1E	1F	1E	1G				
71E	429-4																					1E	1F	1E	1G				

▲ Refer to Page 1 Section 53 to translate Code Number into Service Part Number.

† With XL Performance Group Option ‡ Without XL Performance Group Option

COPYRIGHT © 1975 — FORD MOTOR COMPANY — DEARBORN, MICHIGAN

5310 - continued 1970 "A" (FORD) -- HEAVY DUTY SPRINGS - continued

BODY TYPE	TRANS.→	3/S				4/S				O/D				C/M				C4				C6							
	OPT-IONS →		A/C	P/S	A/C & P/S		A/C	P/S	A/C & P/S		A/C	P/S	A/C & P/S		A/C	P/S	A/C & P/S		A/C	P/S	A/C & P/S		A/C	P/S	A/C & P/S		A/C	P/S	A/C & P/S
	ENGINE	▲FRONT SPRING CODE NUMBER																											
71H	240	1A	1C	1B	1C									1A	1C	1B	1D	1A	1C	1B	1C								
71H	302	1A	1C	1B	1D									1B	1C	1C	1D	1B	1C	1B	1D								
71H	351	1C	1D	1C	1E									1C	1D	1C	1E												
71H	390	1D	1E	1D	1F									1D	1E	1D	1F					1D	1E	1D	1F				
71H	429-2																					1D	1F	1E	1F				
71H	429-4																					1D	1F	1E	1F				
71J	240	1B	1C	1B	1D									1B	1C	1B	1D	1A	1C	1B	1D								
71J	302	1A	1C	1C	1D									1B	1D	1C	1D	1B	1C	1C	1D								
71J	351	1C	1D	1C	1E									1C	1D	1D	1E												
71J	390	1D	1E	1D	1F									1D	1E	1D	1F					1D	1E	1E	1F				
71J	429-2																					1E	1F	1E	1F				
71J	429-4																					1E	1F	1E	1F				
76A	240	1D	1E	1D	1E									1D	1E	1D	1F	1D	1E	1D	1F								
76A	302	1D	1E	1E	1F									1D	1F	1E	1F	1D	1D	1E	1F								
76A	351	1E	1F	1E	1G									1E	1F	1F	1G												
76A	390	1F	1G	1F	1H													1F	1G	1F	1H	1F	1G	1F	1H				
76A	429-2																					1F	1H	1G	1H				
76A	429-4					1F	1H	1G	1H													1F	1H	1G	1H				
76B	302	1E	1F	1E	1G									1E	1F	1E	1G	1E	1F	1E	1G								
76B	351	1E	1G	1F	1G									1F	1G	1F	1G												
76B	390	1F	1H	1G	1H									1F	1H	1G	1H					1F	1H	1G	1H				
76B ‡	429-2																					1G	1H	1G	1H				
76B †	429-2																					1F	1G	1G	1H				
76B ‡	429-4					1G	1H	1G	1H													1G	1H	1H	1H				
76B †	429-4					1F	1G	1G	1H													1F	1G	1G	1H				

1970 "B" (FAIRLANE/TORINO) -- STANDARD SPRINGS
1970 "B" (FALCON) -- STANDARD SPRINGS - FROM 1/2/70

54A	250	5H	71	70	71													5H	71	70	71								
54A	302	71	72	71	73													71	72	71	73								
54A	351-2	72	76	73	76	72	76	73	76									72	76	73	76								
54A	351-4	72	76	73	76	72	76	73	76					72	76	73	76												
54A ♦	429♠																					85	87	87	1S				
54A △	429⊕																					6U	6U	6U	6V				
54B	250	5H	71	70	71													5H	71	70	72								
54B	302	71	72	71	73													71	72	71	73								
54B	351-2	72	76	73	76	72	76	73	76									72	76	73	76								
54B	351-4	72	76	73	76	72	76	73	76					72	76	73	76												
54B ♦	429♠																					85	1S	87	1S				
54B △	429⊕																					6U	6U	6U	6V				
54C	250	70	71	70	72													71	71	70	72								
54C	302	71	73	72	73													71	73	72	73								
54C	351-2	73	76	73	76	73	76	73	85									73	76	73	76								
54C	351-4	72	76	73	76	73	76	73	85					73	76	73	85												
54C ♦	429♠																					85	1S	87	1S				
54C △	429⊕																					6U	6V	6U	6V				

▲ Refer to Page 1 Section 53 to translate Code Number into Service Part Number.
‡ Without XL Performance Group Option
† With XL Performance Group Option
⊕ Cobra Jet engine & Super Cobra Jet engine
♦ Without Competition Suspension
△ With Competition Suspension
♠ Except Cobra Jet engines

HALPERT_AUCTIONS

5310 - continued 1970 " B" (FAIRLANE/TORINO) -- STANDARD SPRINGS - continued
1970 "B" (FALCON) -- STANDARD SPRINGS - FROM 1/2/70 - continued

BODY TYPE	TRANS.→ / OPT-IONS → / ENGINE	3/S				4/S				O/D				C/M				C4				C6							
			A/C	P/S	A/C & P/S		A/C	P/S	A/C & P/S		A/C	P/S	A/C & P/S		A/C	P/S	A/C & P/S		A/C	P/S	A/C & P/S		A/C	P/S	A/C & P/S		A/C	P/S	A/C & P/S
		▲ FRONT SPRING CODE NUMBER																											
57C	250	70	71	71	72													70	71	71	72								
57C	302	71	73	72	73													71	73	72	73								
57C	351-2	73	76	73	85	73	76	73	85									73	76	73	85								
57C	351-4	73	76	73	85	73	76	73	85					73	76	73	85												
57C ♦	429♠																					87	1S	87	5D				
57C Δ	429⊕																					6U	6V	6U	6V				
57E	250	70	72	71	72													70	72	71	72								
57E	302	72	73	72	76													72	73	72	76								
57E	351-2	73	76	76	85	73	76	76	85									73	76	76	85								
57E	351-4	73	76	73	85	73	76	76	85					73	76	76	85												
57E ♦	429♠																					87	1S	87	5D				
57E Δ	429⊕																					6U	6U	6V	6U				
62A	250	5H	71	70	71													5H	71	70	71								
62A	302	71	72	71	73													71	72	71	73								
62A	351-2	72	76	73	76	72	76	73	76									72	76	73	76								
62A	351-4	72	76	73	76	72	76	73	76					72	76	73	76												
62A ♦	429♠					85	87	87	1S													85	87	87	1S				
62A Δ$	429♠					6X	6U	6U	6U													6X	6U	6U	6U				
62A Δ	429⊕					6U	6U	6U	6V													6U	6U	6U	6V				
63F	302	72	73	72	76													72	73	72	76								
63F	351-2	73	76	76	85	73	76	76	85									73	76	76	85								
63F	351-4	73	76	76	85	73	85	76	85					73	76	76	85												
63F Δ	429♠					6U	6V	6U	6V													6U	6V	6U	6V				
63F Δ	429⊕					6U	6V	6U	6V													6U	6V	6U	6V				
63H Δ	429♠					6U	6V	6U	6V													6U	6V	6U	6V				
63H Δ	429⊕					6U	6V	6U	6V													6U	6V	6U	6V				
65B	250	70	71	70	72													70	71	70	72								
65B	302	71	73	72	73													71	73	72	73								
65B	351-2	73	76	73	76	73	76	73	85									73	76	73	76								
65B	351-4	72	76	73	76	73	76	73	85					73	76	73	85												
65B ♦	429♠					85	1S	87	1S													85	1S	87	1S				
65B Δ$	429♠					6U	6U	6U	6V													6U	6U	6U	6V				
65B Δ	429⊕					6U	6V	6U	6V													6U	6V	6U	6V				
65C	250	70	71	71	72													70	71	71	72								
65C	302	71	73	72	73													71	73	72	73								
65C	351-2	73	76	73	85	73	76	73	85									73	76	73	85								
65C	351-4	73	76	73	85	73	76	76	85					73	76	73	85												
65C ♦	429♠					87	1S	87	1S													87	1S	87	5D				
65C Δ$	429♠					6U	6U	6U	6V													6U	6U	6U	6V				
65C Δ	429⊕					6U	6V	6U	6V													6U	6V	6U	6V				

▲ Refer to Page 1 Section 53 to translate Code Number into Service Part Number.
Δ With Competition Suspension
♦ Without Competition Suspension
⊕ Cobra Jet engine & Super Cobra Jet engine
♠ Except Cobra Jet engines
$ Before 10/15/69

COPYRIGHT © 1975 — FORD MOTOR COMPANY — DEARBORN, MICHIGAN
FINAL ISSUE

5310 - continued

1970 " B" (FAIRLANE/TORINO) -- STANDARD SPRINGS - continued
1970 "B" (FALCON) -- STANDARD SPRINGS - FROM 1/2/70 - continued

BODY TYPE	TRANS→	3/S				4/S				O/D				C/M				C4				C6							
	OPT-IONS →		A/C	P/S	A/C & P/S		A/C	P/S	A/C & P/S		A/C	P/S	A/C & P/S		A/C	P/S	A/C & P/S		A/C	P/S	A/C & P/S		A/C	P/S	A/C & P/S		A/C	P/S	A/C & P/S
	ENGINE	▲FRONT SPRING CODE NUMBER																											
65E	250	70	72	71	72													70	72	71	72								
65E	302	72	73	72	76													72	73	72	76								
65E	351-2	73	76	76	85	73	76	76	85									73	76	76	85								
65E	351-4	73	76	73	85	73	76	76	85					73	76	76	85												
65E ♦	429♣					87	1S	87	5D													87	1S	87	5D				
65E Δ$	429♣					6U	6U	6U	6V													6U	6V	6U	6V				
65E Δ	429⊕					6U	6V	6U	6V													6U	6V	6U	6V				
66A	250	5H	70	5H	71													5H	70	5H	71								
66A	302	70	72	71	72													70	72	71	72								
66A	351-2	72	73	72	76	72	73	72	76									72	73	72	76								
66A	351-4	72	73	72	76	72	73	72	76					72	73	72	76												
66A ♦$	429♣					85	87	85	87													85	87	85	87				
66A Δ	429⊕					3K	3L	3L	3L													3K	3L	3L	3L				
66B	250	5H	70	5H	71													5H	70	5H	71								
66B	302	70	72	71	72													70	72	71	72								
66B	351-2	72	73	72	76	72	73	72	76									72	76	72	76								
66B	351-4	72	73	72	76	72	73	72	76					72	73	72	76												
66B ♦	429♣					85	87	85	87													85	87	85	1S				
66B Δ	429⊕					3K	3L	3L	3L													3K	3L	3L	3L				
66C	302	71	72	71	73													71	72	71	73								
66C	351-2	72	76	73	76	72	76	73	76									72	76	73	76								
66C	351-4	72	76	73	76	72	76	73	76					72	76	73	76												
66C ♦	429♣					85	87	87	1S													85	87	87	1S				
66C Δ	429⊕					3L	3L	3L	3L													3L	3L	3L	3L				
66E	250	5H	71	70	71													5H	71	70	71								
66E	302	70	72	71	73													71	72	71	73								
66E	351-2	72	73	73	76	72	73	73	76									72	73	73	76								
66E	351-4	72	73	72	76	72	73	73	76					72	73	73	76												
66E ♦	429♣					85	87	85	1S													85	87	85	1S				
66E Δ	429⊕					3L	3L	3L	3L													3L	3L	3L	3L				
71B	250	5H	71	70	71													5H	71	70	71								
71B	302	71	72	71	73													71	72	71	73								
71B	351-2	72	73	73	76													72	73	73	76								
71B	351-4	72	73	73	76									72	73	73	76												
71B	429																					85	87	87	1S				
71C	250	5H	71	70	72													70	71	70	72								
71C	302	71	72	71	73													71	72	71	73								
71C	351-2	72	76	73	76													72	76	73	76								
71C	351-4	72	76	73	76									72	76	73	76												
71C	429																					85	1S	87	1S				
71D	250	5H	71	70	71													5H	71	70	71								
71D	302	71	72	71	73													71	72	71	73								
71D	351-2	72	73	73	76													72	73	73	76								
71D	351-4	72	73	73	76									72	73	73	76												
71D	429																					85	87	87	1S				

▲ Refer to Page 1 Section 53 to translate Code Number into Service Part Number.
Δ With Competition Suspension
♦ Without Competition Suspension
⊕ Cobra Jet engine & Super Cobra Jet engine
♣ Except Cobra Jet engines
$ Before 10/15/69

HALPERT_AUCTIONS

5310 - continued

1970 " B" (FAIRLANE/TORINO) -- STANDARD SPRINGS - continued
1970 "B" (FALCON) -- STANDARD SPRINGS - FROM 1/2/70 - continued

BODY TYPE	TRANS→	3/S				4/S				O/D				C/M				C4				C6							
	OPT-IONS →		A/C	P/S	A/C & P/S		A/C	P/S	A/C & P/S		A/C	P/S	A/C & P/S		A/C	P/S	A/C & P/S		A/C	P/S	A/C & P/S		A/C	P/S	A/C & P/S		A/C	P/S	A/C & P/S
	ENGINE	▲FRONT SPRING CODE NUMBER																											
71E	250	70	71	70	72													70	71	70	72								
71E	302	71	72	72	73													71	72	72	73								
71E	351-2	72	76	73	76													72	76	73	76								
71E	351-4	72	76	73	76									72	76	73	76												
71E	429																					85	1S	87	1S				
76F	302	73	76	73	76													73	76	73	76								
76F	351-2	76	85	76	87	76	85	85	87									76	85	76	87								
76F	351-4	76	85	76	87	76	85	85	87					76	85	85	87												
76F ♦$	429♠					1S	5D	1S	5E													1S	5D	1S	5E				
76F △#	429♠					6U	6V	6V	6V													6U	6V	6V	6V				
76F △#	429⊕					6V	6V	6V	6V													6V	6V	6V	6V				

1970 "B" (FAIRLANE/TORINO) -- HEAVY DUTY SPRINGS
1970 "B" (FALCON) -- HEAVY DUTY SPRINGS - FROM 1/2/70

54A	250	71	72	71	73													71	72	71	73								
54A	302	72	73	73	76													72	73	73	76								
54A	351-2	73	85	76	85	73	85	76	85									73	85	76	85								
54A	351-4	73	85	76	85	73	85	76	85					73	85	76	85												
54A	429♠																					87	1S	1S	5D				
54A $	429⊕																					1S	5D	1S	5E				
54B	250	71	72	71	73													71	72	71	73								
54B	302	72	73	73	76													72	73	73	76								
54B	351-2	73	85	76	85	73	85	76	85									73	85	76	85								
54B	351-4	73	85	76	85	73	85	76	85					73	85	76	85												
54B	429♠																					87	5D	1S	5D				
54B $	429⊕																					1S	5D	1S	5E				
54C	250	71	72	71	73													71	72	72	73								
54C	302	72	76	73	76													72	76	73	76								
54C	351-2	76	85	76	87	76	85	76	87									76	85	76	87								
54C	351-4	76	85	76	85	76	85	76	87					76	85	76	87												
54C	429♠																					1S	5D	1S	5D				
54C $	429⊕																					1S	5D	1S	5E				
57C	250	71	73	72	73													71	73	72	73								
57C	302	73	76	73	76													73	76	73	76								
57C	351-2	76	85	76	87	76	85	85	87									76	85	76	87								
57C	351-4	76	85	76	87	76	85	85	87					76	85	85	87												
57C	429♠																					1S	5D	1S	5E				
57C $	429⊕																					1S	5E	5D	5E				
57E	250	71	73	72	73													71	73	72	73								
57E	302	73	76	73	85													73	76	73	85								
57E	351-2	76	85	85	87	76	85	85	87									76	85	85	87								
57E	351-4	76	85	85	87	76	85	85	87					76	85	85	87												
57E	429♠																					1S	5D	1S	5E				
57E $	429⊕																					1S	5E	5D	5E				
62A	250	71	72	71	73													71	72	71	73								
62A	302	72	73	73	76													72	73	73	76								
62A	351-2	73	85	76	85	73	85	76	85									73	85	76	85								
62A	351-4	73	85	76	85	73	85	76	85					73	85	76	85												
62A	429♠					87	1S	1S	5D													87	1S	1S	5D				
62A $	429⊕					1S	5D	1S	5E													1S	5D	1S	5E				

▲ Refer to Page 1 Section 53 to translate Code Number into Service Part Number.

♦ Without Competition Suspension △ With Competition Suspension $ Before 10/15/69

⊕ Cobra Jet engine & Super Cobra Jet engine ♠ Except Cobra Jet engines # From 10/15/69

COPYRIGHT © 1975 — FORD MOTOR COMPANY — DEARBORN, MICHIGAN

FINAL ISSUE

5310 - continued

1970 "B" (FAIRLANE/TORINO) -- HEAVY DUTY SPRINGS - continued
1970 "B" (FALCON) -- HEAVY DUTY SPRINGS - FROM 1/2/70 - continued

BODY TYPE	TRANS.→	3/S				4/S				O/D				C/M				C4				C6							
	OPT-IONS →		A/C	P/S	A/C & P/S		A/C	P/S	A/C & P/S		A/C	P/S	A/C & P/S		A/C	P/S	A/C & P/S		A/C	P/S	A/C & P/S		A/C	P/S	A/C & P/S		A/C	P/S	A/C & P/S
	ENGINE	▲FRONT SPRING CODE NUMBER																											
63F	302	73	76	73	85													73	76	73	85								
63F	351-2	76	85	85	87	76	85	85	87									76	85	85	87								
63F	351-4	76	85	85	87	76	87	85	87					76	85	85	87												
63F $	429♦					1S	5D	1S	5E													1S	5D	1S	5E				
63F $	429⊕					1S	5E	5D	5E													1S	5E	5D	5E				
63H	429♦					1S	5D	1S	5E													1S	5D	1S	4E				
63H $	429⊕					1S	5E	5D	5E													1S	5E	5D	5E				
65B	250	71	72	71	73													71	72	71	73								
65B	302	72	76	73	76													72	76	73	76								
65B	351-2	76	85	76	87	76	85	76	87									76	85	76	87								
65B	351-4	76	85	76	85	76	85	76	87					76	85	76	87												
65B	429♦					87	5D	1S	5D													87	5D	1S	5D				
65B $	429⊕					1S	5D	1S	5E													1S	5D	1S	5E				
65C	250	71	73	72	73													71	73	72	73								
65C	302	73	76	73	76													73	76	73	85								
65C	351-2	76	85	76	87	76	85	85	87									76	85	76	87								
65C	351-4	76	85	76	87	76	85	85	87					76	85	85	87												
65C	429♦					1S	5D	1S	5E													1S	5D	1S	5E				
65C $	429⊕					1S	5E	5D	5E													1S	5E	5D	5E				
65E	250	71	73	72	73													71	73	72	73								
65E	302	73	76	73	85													73	76	73	85								
65E	351-2	76	85	85	87	76	85	85	87									76	85	85	87								
65E	351-4	76	85	85	87	76	85	85	87					76	85	85	87												
65E	429♦					1S	5D	1S	5E													1S	5D	1S	5E				
65E $	429⊕					1S	5E	5D	5E													1S	5E	5D	5E				
66A	250	5H	70	5H	71													5H	70	5H	71								
66A	302	70	72	71	72													70	72	71	72								
66A	351-2	72	73	72	76	72	73	72	76									72	73	72	76								
66A	351-4	72	73	72	76	72	73	72	76					72	73	72	76												
66A	429♦					85	87	85	87													85	87	85	87				
66A $	429⊕					85	87	87	1S													85	87	87	1S				
66B	250	5H	70	5H	71													5H	70	5H	71								
66B	302	70	72	71	72													70	72	71	72								
66B	351-2	72	73	72	76	72	73	72	76									72	73	72	76								
66B	351-4	72	73	72	76	72	73	72	76					72	73	72	76												
66B	429♦					85	87	85	87													85	87	85	1S				
66B $	429⊕					85	87	87	1S													85	87	87	1S				
66C	302	71	72	71	73													71	72	71	73								
66C	351-2	72	76	73	76	72	76	73	76									72	76	73	76								
66C	351-4	72	76	73	76	72	76	73	76					72	76	73	76												
66C	429♦					85	87	87	1S													85	87	87	1S				
66C $	429⊕					87	1S	87	1S													87	1S	87	1S				
66E	250	5H	71	70	71													5H	71	70	71								
66E	302	70	72	71	73													71	72	71	73								
66E	351-2	72	73	73	76	72	73	73	76									72	73	73	76								
66E	351-4	72	73	72	76	72	73	73	76					72	73	73	76												
66E	429♦					85	87	85	1S													85	87	85	1S				
66E $	429⊕					85	1S	87	1S													85	1S	87	1S				

▲ Refer to Page 1 Section 53 to translate Code Number into Service Part Number.
⊕ Cobra Jet engine
$ Before 10/15/69
♦ Except Cobra Jet engine

HALPERT_AUCTIONS

5310 - continued

1970 "B" (FAIRLANE/TORINO) -- HEAVY DUTY SPRINGS - continued
1970 "B" (FALCON) -- HEAVY DUTY SPRINGS - FROM 1/2/70 - continued

BODY TYPE	TRANS.→	3/S				4/S				O/D				C/M				C4				C6							
	OPT-IONS →		A/C	P/S	A/C & P/S		A/C	P/S	A/C & P/S		A/C	P/S	A/C & P/S		A/C	P/S	A/C & P/S		A/C	P/S	A/C & P/S		A/C	P/S	A/C & P/S		A/C	P/S	A/C & P/S
	ENGINE	▲FRONT SPRING CODE NUMBER																											
71B	250	70	72	71	72													70	72	71	72								
71B	302	72	73	72	76													72	73	72	76								
71B	351-2	73	76	76	85													73	76	76	85								
71B	351-4	73	76	76	85									73	76	76	85												
71B	429♦																					87	1S	87	5D				
71C	250	71	72	71	73													71	72	71	73								
71C	302	72	73	73	76													72	73	73	76								
71C	351-2	73	85	76	85													73	85	76	85								
71C	351-4	73	85	76	85									73	85	76	85												
71C	429♦																					87	1S	1S	5D				
71D	250	70	72	71	72													70	72	71	72								
71D	302	72	73	72	76													72	73	72	76								
71D	351-2	73	76	76	85													73	76	76	85								
71D	351-4	73	76	76	85									73	76	76	85												
71D	429♦																					87	1S	87	5D				
71E	250	71	72	71	73													71	72	71	73								
71E	302	72	73	73	76													72	73	73	76								
71E	351-2	73	85	76	85													73	85	76	85								
71E	351-4	73	85	76	85									76	85	76	85												
71E	429♦																					87	5D	1S	5D				
76F	302	76	85	76	87													76	85	76	87								
76F	351-2	85	87	85	1S	85	87	87	1S									85	87	87	1S								
76F	351-4	85	87	85	1S	85	87	87	1S					85	87	87	1S												
76F $	429♦					5D	5E	5D	5E													5D	5E	5D	5E				
76F $	429⊖					5D	5E	5E	5E													5D	5E	5E	5E				
		1970 "F" (MUSTANG) -- STANDARD SPRINGS																											
63A%	200	4G	4J	4W	4J													4G	4W	4G	4J								
63A†	200	4G	4G	4G	4W													4G	4G	4G	4W								
63A%	250	4W	4V	4J	4V													4W	4J	4J	4V								
63A†	250	4G	4J	4W	4J													4G	4W	4G	4J								
63A%	302-2	4J	4F	4V	4F	4V	4F	4V	4E									4J	4F	4V	4F								
63A†	302-2	4W	4V	4J	4V	4J	4V	4J	4F									4W	4V	4J	4V								
63A	302-4					6Y	6Y	6Y	4K																				
63A%	351-2	4V	4E	4F	4E	4F	4E	4F	4E					4F	4E	4F	4E												
63A†	351-2	4J	4F	4V	4E	4J	4F	4V	4E					4J	4F	4V	4E												
63A%	351-4	4F	4E	4F	4E	4F	4E	4F	4E					4F	4E	4F	4E												
63A†	351-4	4J	4F	4V	4E	4J	4F	4V	4E					4J	4F	4V	4E												
63A	428					4L	4M	4M	1Q													4M	1Q	4M	1Q				
63A	429							6L																					
63B%	200	4G	4J	4W	4J													4G	4W	4G	4J								
63B†	200	4G	4G	4G	4W													4G	4G	4G	4W								
63B%	250	4W	4V	4J	4V													4W	4J	4J	4V								
63B†	250	4G	4J	4W	4J													4G	4W	4G	4J								
63B%	302-2	4J	4F	4V	4F	4V	4F	4V	4E									4J	4F	4V	4F								
63B†	302-2	4W	4V	4J	4V	4J	4V	4J	4F									4W	4V	4J	4V								
63B	302-4					6Y	6Y	6Y	4K																				

▲ Refer to Page 1 Section 53 to translate Code Number into Service Part Number.
⊖ Cobra Jet engine
♦ Except Cobra Jet engine
% Before 8/28/69
† From 8/28/69
$ Before 10/15/69

COPYRIGHT © 1975 — FORD MOTOR COMPANY — DEARBORN, MICHIGAN
FINAL ISSUE

HALPERT_AUCTIONS

5310 - continued **1970 "F" (MUSTANG) -- STANDARD SPRINGS - continued**

BODY TYPE	TRANS.→	3/S				4/S				O/D				C/M				C4				C6							
	OPT-IONS →		A/C	P/S	A/C & P/S		A/C	P/S	A/C & P/S		A/C	P/S	A/C & P/S		A/C	P/S	A/C & P/S		A/C	P/S	A/C & P/S		A/C	P/S	A/C & P/S		A/C	P/S	A/C & P/S
	ENGINE	▲FRONT SPRING CODE NUMBER																											
63B%	351-2	4V	4E	4F	4E	4F	4E	4F	4E					4F	4E	4F	4E												
63B†	351-2	4J	4F	4V	4E	4J	4F	4V	4E					4J	4F	4V	4E												
63B%	351-4	4F	4E	4F	4E	4F	4E	4F	4E					4F	4E	4F	4E												
63B†	351-4	4J	4F	4V	4E	4J	4F	4V	4E					4J	4F	4V	4E												
63B	428					4L	4M	4M	1Q													4M	1Q	4M	1Q				
63B	429							6L																					
63C	428					4M	1Q	4M	1Q													4M	1Q	4M	1Q				
63C	429							6L																					
65A%	200	4G	4J	4W	4J													4G	4W	4G	4J								
65A†	200	4G	4W	4G	4W													4G	4G	4G	4W								
65A%	250	4W	4V	4J	4V													4W	4V	4J	4V								
65A†	250	4G	4J	4W	4J													4G	4J	4W	4J								
65A%	302	4V	4F	4V	4E	4V	4F	4V	4E									4V	4F	4V	4F								
65A†	302	4J	4V	4J	4F	4J	4V	4J	4F									4J	4V	4J	4F								
65A%	351-2	4F	4E	4F	4E	4F	4E	4F	4U					4F	4E	4F	4U												
65A†	351-2	4J	4F	4V	4E	4V	4F	4V	4E					4V	4F	4V	4E												
65A%	351-4	4F	4E	4F	4U	4F	4E	4F	4U					4F	4E	4F	4U												
65A†	351-4	4V	4F	4V	4E	4V	4E	4V	4E					4V	4E	4V	4E												
65A	428					4M	1Q	4M	1Q													4M	1Q	4M	1Q				
65B%	200	4G	4J	4W	4J													4G	4W	4G	4J								
65B†	200	4G	4W	4G	4W													4G	4G	4G	4W								
65B%	250	4W	4V	4J	4V													4W	4V	4J	4V								
65B†	250	4G	4J	4W	4J													4G	4J	4W	4J								
65B%	302	4V	4F	4V	4E	4V	4F	4V	4E									4V	4F	4V	4F								
65B†	302	4J	4V	4J	4F	4J	4V	4J	4F									4J	4V	4J	4F								
65B%	351-2	4F	4E	4F	4E	4F	4E	4F	4U					4F	4E	4F	4U												
65B†	351-2	4J	4F	4V	4E	4V	4F	4V	4E					4V	4F	4V	4E												
65B%	351-4	4F	4E	4F	4U	4F	4E	4F	4U					4F	4E	4F	4U												
65B†	351-4	4V	4F	4V	4E	4V	4E	4V	4E					4V	4E	4V	4E												
65B	428					4M	1Q	4M	1Q													4M	1Q	4M	1Q				
65E%	200	4W	4J	4W	4V													4G	4J	4W	4J								
65E†	200	4G	4W	4G	4W													4G	4W	4G	4W								
65E%	250	4J	4V	4J	4F													4J	4V	4J	4V								
65E†	250	4W	4J	4W	4J													4G	4J	4W	4J								
65E%	302	4V	4F	4V	4E	4V	4E	4F	4E									4V	4F	4V	4E								
65E†	302	4J	4V	4J	4F	4J	4F	4J	4F									4J	4V	4J	4F								
65E%	351-2	4F	4E	4F	4U	4F	4E	4E	4U					4F	4E	4E	4U												
65E†	351-2	4V	4E	4F	4E	4V	4E	4F	4E					4V	4E	4F	4E												
65E%	351-4	4F	4E	4E	4U	4F	4E	4E	4U					4F	4E	4E	4U												
65E†	351-4	4V	4E	4F	4E	4V	4E	4F	4E					4V	4E	4F	4E												
65E	428					4M	1Q	4M	1Q													4M	1Q	4M	1Q				
76A%	200	4W	4J	4W	4V													4G	4J	4W	4J								
76A†	200	4G	4W	4G	4J													4G	4W	4G	4W								
76A%	250	4J	4V	4J	4F													4J	4V	4J	4F								
76A†	250	4W	4J	4W	4V													4W	4J	4W	4J								
76A%	302	4V	4E	4F	4E	4V	4E	4F	4E									4V	4F	4F	4E								
76A†	302	4J	4F	4J	4F	4J	4F	4V	4E									4J	4F	4J	4F								
76A%	351-2	4F	4E	4E	4U	4F	4U	4E	4U					4F	4U	4E	4U												
76A†	351-2	4V	4E	4F	4E	4V	4E	4F	4U					4V	4E	4F	4U												
76A%	351-4	4F	4U	4E	4U	4F	4U	4E	4U					4F	4U	4E	4U												
76A†	351-4	4V	4E	4F	4U	4V	4E	4F	4U					4V	4E	4F	4U												
76A	428					4M	1Q	4M	1Q													4M	1Q	4M	1Q				

▲ Refer to Page 1 Section 53 to translate Code Number into Service Part Number.

% Before 8/28/69 † From 8/28/69

HALPERT_AUCTIONS

5310 - continued 1970 "F" (MUSTANG) -- STANDARD SPRINGS - continued

BODY TYPE	TRANS.→	3/S				4/S				O/D				C/M				C4 - FULL AUTO.				C6				C4 - SEMI AUTO.			
	OPT-IONS →		A/C	P/S	A/C & P/S		A/C	P/S	A/C & P/S		A/C	P/S	A/C & P/S		A/C	P/S	A/C & P/S		A/C	P/S	A/C & P/S		A/C	P/S	A/C & P/S		A/C	P/S	A/C & P/S
	ENGINE	▲ FRONT SPRING CODE NUMBER																											
76B%	200	4W	4J	4W	4V													4G	4J	4W	4J								
76B‡	200	4G	4W	4G	4J													4G	4W	4G	4W								
76B%	250	4J	4V	4J	4F													4J	4V	4J	4F								
76B‡	250	4W	4J	4W	4V													4W	4J	4W	4J								
76B%	302	4V	4E	4F	4E	4V	4E	4F	4E									4V	4F	4F	4E								
76B‡	302	4J	4F	4J	4F	4J	4F	4V	4E									4J	4F	4J	4F								
76B%	351-2	4F	4E	4E	4U	4F	4U	4E	4U					4F	4U	4E	4U												
76B‡	351-2	4V	4E	4F	4E	4V	4E	4F	4U					4V	4E	4F	4U												
76B%	351-4	4F	4U	4E	4U	4F	4U	4E	4U					4F	4U	4E	4U												
76B‡	351-4	4V	4E	4F	4U	4V	4E	4F	4U					4V	4E	4F	4U												
76B	428					4M	1Q	4M	1Q													4M	1Q	4M	1Q				

1970 "F" (MUSTANG) -- HEAVY DUTY SPRINGS

63A	302-2	4X	4S	4X	4S	4X	4S	4X	4S									4X	4S	4X	4S								
63A	351	4K	4L	4K	4L	4K	4L	4K	4L					4K	4L	4K	4L												
63B	302-2	4X	4S	4X	4S	4X	4S	4X	4S									4X	4S	4X	4S								
63B	351	4K	4L	4K	4L	4K	4L	4K	4L					4K	4L	4K	4L												
63C	351	4K	4L	4K	4L	4K	4L	4K	4L					4K	4L	4K	4L												
65A	302	4X	4S	4X	4R	4X	4S	4S	4R									4X	4S	4X	4S								
65A	351	4K	4L	4K	4L	4K	4L	4K	4L					4K	4L	4K	4L												
65B	302	4X	4S	4X	4R	4X	4S	4S	4R									4X	4S	4X	4S								
65B	351	4K	4L	4K	4L	4K	4L	4K	4L					4K	4L	4K	4L												
65E	302	4X	4S	4S	4R	4X	4S	4S	4R									4X	4S	4S	4R								
65E	351	4K	4L	4K	4L	4K	4L	4K	4L					4K	4L	4K	4L												
76A	302	4X	4R	4S	4R	4S	4R	4S	4R									4X	4S	4S	4R								
76A	351	4K	4L	4L	4M	4K	4L	4L	4M					4K	4L	4L	4M												
76B	302	4X	4R	4S	4R	4S	4R	4S	4R									4X	4S	4S	4R								
76B	351	4K	4L	4L	4M	4K	4L	4L	4M					4K	4L	4L	4M												

1970 "P" (MAVERICK) -- STANDARD SPRINGS

62A♦	170	6M	6N	6M	6N													6M	6N	6M	6N								
62A⊕	170	6M	6N	6M	6P													6M	6N	6M	6P								
62A♦	200	6M	6N	6M	6P													6M	6N	6M	6P								
62A⊕	200	6M	6P	6M	6P													6M	6N	6M	6P								
62A	250																	6N	6P	6N	6S								

1970 "P" (MAVERICK) -- HEAVY DUTY SPRINGS

62A	170	7D	7C	7D	6Z													7D	7C	7D	6Z								
62A	200	7D	7C	7D	6Z													7D	7C	7D	6Z								
62A	250																	7C	6Z	7C	6Z								

▲ Refer to Page 1 Section 53 to translate Code Number into Service Part Number.

% Before 8/28/69

♦ Before 12/8/69

‡ From 8/28/69

⊕ From 12/8/69

COPYRIGHT © 1975 — FORD MOTOR COMPANY — DEARBORN, MICHIGAN

FINAL ISSUE

5310 - continued

1970 "S" (THUNDERBIRD) -- STANDARD SPRINGS

BODY TYPE	TRANS.→	3/S				4/S				O/D				C/M				C4				C6							
	OPT-IONS →		A/C	P/S	A/C & P/S		A/C	P/S	A/C & P/S		A/C	P/S	A/C & P/S		A/C	P/S	A/C & P/S		A/C	P/S	A/C & P/S		A/C	P/S	A/C & P/S		A/C	P/S	A/C & P/S
	ENGINE	▲ FRONT SPRING CODE NUMBER																											
57	429																					6B	98						
65#	429																					6K	1E						
65%	429																					1E	1F						

1970 "S" (THUNDERBIRD) -- HEAVY DUTY SPRINGS

57	429																					1G	1H						
65	429																					6F	1G						

1970 "U" (BRONCO) -- STANDARD SPRINGS

97,98	170	6H																											
97,98	302	6J																											

1970 "U" (BRONCO) -- HEAVY DUTY SPRINGS

97,98	All	6G																											

1970 "U" (BRONCO) - - EXTRA HEAVY DUTY SPRINGS

97,98	All	3S																											

1970 "X" (FALCON) -- STANDARD SPRINGS - BEFORE 1/2/70
FOR UNITS BUILT FROM 1/2/70, REFER TO "B" (FALCON)

54A	170	2S	2U	2U	2U													2S	2U	2S	2U								
54A	200	2S	2U	2U	70													2S	2U	2U	2U								
54A	302	5K	5L	5K	5M													5J	5L	5K	5L								
54B	200	2S	2U	2J	70													2S	2U	2U	2U								
54B	302	5K	5L	5K	5M													5J	5L	5K	5L								
62A	170	2S	2U	2U	2U													2S	2U	2S	2U								
62A	200	2S	2U	2U	2U													2S	2U	2S	2U								
62A	302	5K	5L	5K	5L													5J	5K	5K	5L								
62B	200	2S	2U	2U	2U													2S	2U	2S	2U								
62B	302	5K	5L	5K	5M													5J	5K	5K	5L								
62C	200	2S	2U	2U	2U													2S	2U	2S	2U								
62C	302	5K	5L	5K	5M													5J	5K	5K	5L								
71A	200	5F	5F	5F	5F													5F	5F	5F	5F								
71A	302	5G	5J	5H	5J													5G	5H	5H	5J								
71B	200	5F	5F	5F	5F													5F	5F	5F	5F								
71B	302	5G	5J	5H	5J													5G	5H	5H	5J								

1970 "X" (FALCON) -- HEAVY DUTY SPRINGS - BEFORE 1/2/70
FOR UNITS BUILT FROM 1/2/70, REFER TO "B" (FALCON)

54A	170	2U	70	70	71													2U	70	2U	71								
54A	200	2U	70	70	71													2U	70	2U	71								
54A	302	72	73	73	76													72	73	72	76								
54B	200	2U	71	70	71													2U	70	2U	71								
54B	302	72	73	73	76													72	73	72	76								
62A	170	2U	70	70	71													2U	70	2U	70								
62A	200	2U	70	70	71													2U	70	2U	71								
62A	302	72	73	73	76													72	73	72	73								
62B	200	2U	70	70	71													2U	70	2U	71								
62B	302	72	73	73	76													72	73	72	73								
62C	200	2U	70	70	71													2U	70	2U	71								
62C	302	72	73	73	76													72	73	72	73								
71A	200	2S	2U	2S	2U													2S	2S	2S	2U								
71A	302	70	71	70	72													2U	71	70	71								
71B	200	2S	2U	2S	2U													2S	2S	2S	2U								
71B	302	70	71	70	72													2U	71	70	71								

▲ Refer to Page 1 Section 53 to translate Code Number into Service Part Number.
"Before 9/8/69" % "From 9/8/69"

HALPERT_AUCTIONS

5310 SPRING (FRONT COIL)

HOW TO FIND 1971 FRONT SPRING PART NUMBERS

1) To determine Front Spring Part Number you must know:
   a) YEAR
   b) CAR LINE
   c) BODY TYPE
   d) ENGINE
   e) Whether SPRING required is STANDARD or HEAVY DUTY.
   f) TRANSMISSION
   g) Whether car is equipped with AIR CONDITIONING, POWER STEERING or BOTH.
2) Using this information, refer to the listing on the following pages.
3) Locate the appropriate Front Spring Code Number.
4) **Translate the Code Number into a Service Part Number by referring to the Cross Reference listing starting on Page 1 of Section 53.**

   Read down to locate correct Code Number.
   Read across to locate Front Spring Part Number.
   (Color Identification, Normal Load, Number of Coils, Wire Diameter and Free Length are also listed).

EXAMPLE:
a) Year 1971
b) Car Line FORD
c) Body Type 63B
d) Engine 390
e) Spring Type STANDARD
f) Transmission C/M (Cruise-O-Matic)
g) Additional Equipment Air Conditioning (with Power Steering)
Front Spring Code Number listed is 6B.
Part Number shown for Code 6B (Section 53 page 7) is C8SZ 5310-A.

1971 "A" (FORD) -- STANDARD SPRINGS

BODY TYPE	TRANS.→	3/S				4/S				O/D				C/M				C4				C6							
	OPT-IONS →		A/C	P/S	A/C & P/S		A/C	P/S	A/C & P/S		A/C	P/S	A/C & P/S		A/C	P/S	A/C & P/S		A/C	P/S	A/C & P/S		A/C	P/S	A/C & P/S		A/C	P/S	A/C & P/S
	ENGINE	▲ FRONT SPRING CODE NUMBER																											
53H	351-C													4Z	5A	5A	6B												
53H	351-W	4Z	5A	4Z	5A									4Z	5A	4Z	5A	94	5A	4Z	5A								
53H	390																					5A	6B	5A	6B				
53H	400																					5A	6B	5A	6C				
53H	429-2																					5A	6C	6B	6C				
53H	429-4																					6B	6C	6B	6C				
53K	351-C													5A	6B	5A	6B												
53K	351-W	4Z	5A	4Z	6B									4Z	5A	5A	6B	4Z	5A	4Z	5A								
53K	390																					5A	6B	6B	6C				
53K	400																					6B	6C	6B	6C				
53K	429-2																					6B	6C	6B	6C				
53K	429-4																					6B	6C	6B	6C				
54B (exc. P/C)	240	93	94	93	94									93	94	93	4Z	93	94	93	94								
54B (P/C)	240	3Y	3Z	3Z	3Z									3Y	3Z	3Z	3Z	3Y	3Z	3Y	3Z								
54B (exc. P/C)	302	93	94	93	4Z									93	4Z	94	4Z	93	94	93	4Z								
54B (exc. P/C)	351-C													4Z	5A	4Z	5A												
54B (exc. P/C)	351-W	94	4Z	94	5A									94	4Z	4Z	5A	94	4Z	94	4Z								
54B (P/C)	351-W	3Z	78	3Z	78									3Z	78	78	78	3Z	78	3Z	78								
54B (exc. P/C)	390																					4Z	5A	5A	6B				
54B (P/C)	390																					78	78	78	81				
54B (exc. P/C)	400																					5A	6B	5A	6B				
54B (P/C)	400																					78	81	78	81				

▲ Refer to Page 1 Section 53 to translate Code Number into Service Part Number.

COPYRIGHT © 1975 — FORD MOTOR COMPANY — DEARBORN, MICHIGAN

HALPERT_AUCTIONS

5310 - continued 1971 "A" (FORD) -- STANDARD SPRINGS - continued

BODY TYPE	TRANS.→	3/S				4/S				O/D				C/M				C4				C6							
	OPT-IONS →		A/C	P/S	A/C & P/S		A/C	P/S	A/C & P/S		A/C	P/S	A/C & P/S		A/C	P/S	A/C & P/S		A/C	P/S	A/C & P/S		A/C	P/S	A/C & P/S		A/C	P/S	A/C & P/S
	ENGINE	▲FRONT SPRING CODE NUMBER																											
54B(exc.P/C)	429-2																					5A	6B	5A	6B				
54B(P/C)	429-2																					78	81	78	81				
54B(exc.P/C)	429-4																					5A	6B	5A	6B				
54B(P/C)	429-4																					78	81	78	81				
54D(exc.P/C)	240	93	94	93	94									93	94	93	4Z	93	94	93	94								
54D(P/C)	240	3Y	3Z	3Z	3Z									3Y	3Z	3Z	3Z	3Y	3Z	3Y	3Z								
54D(exc.P/C)	302	93	94	94	4Z									93	4Z	94	4Z	93	94	94	4Z								
54D(exc.P/C)	351-C													4Z	5A	4Z	5A												
54D(exc.P/C)	351-W	94	4Z	4Z	5A									94	4Z	4Z	5A	94	4Z	94	5A								
54D(P/C)	351-W	3Z	78	3Z	78									3Z	78	78	78	3Z	78	3Z	78								
54D(exc.P/C)	390																					4Z	5A	5A	6B				
54D(P/C)	390																					78	78	78	81				
54D(exc.P/C)	400																					5A	6B	5A	6B				
54D(P/C)	400																					78	81	78	81				
54D(exc.P/C)	429-2																					5A	6B	5A	6B				
54D(P/C)	429-2																					78	81	78	81				
54D(exc.P/C)	429-4																					5A	6B	5A	6C				
54D(P/C)	429-4																					78	81	78	81				
54F(exc.P/C)	240	93	94	93	94									93	94	93	4Z	93	94	93	94								
54F(P/C)	240	3Y	3Z	3Z	3Z									3Y	3Z	3Z	3Z	3Y	3Z	3Y	3Z								
54F(exc.P/C)	302	93	94	94	4Z									93	4Z	94	4Z	93	94	94	4Z								
54F(exc.P/C)	351-C													4Z	5A	4Z	5A												
54F(exc.P/C)	351-W	94	4Z	4Z	5A									94	4Z	4Z	5A	94	4Z	94	5A								
54F(P/C)	351-W	3Z	78	3Z	78									3Z	78	78	78	3Z	78	3Z	78								
54F(exc.P/C)	390																					4Z	5A	5A	6B				
54F(P/C)	390																					78	78	78	81				
54F(exc.P/C)	400																					5A	6B	5A	6B				
54F(P/C)	400																					78	81	78	81				
54F(exc.P/C)	429-2																					5A	6B	5A	6B				
54F(P/C)	429-2																					78	81	78	81				
54F(exc.P/C)	429-4																					5A	6B	5A	6C				
54F(P/C)	429-4																					78	81	78	81				
57F	240	93	94	94	4Z													93	94	93	4Z								
57F	302	93	4Z	94	4Z									94	4Z	94	4Z	93	4Z	94	4Z								
57F	351-C													4Z	5A	4Z	6B												
57F	351-W	94	5A	4Z	5A									4Z	5A	4Z	5A	94	4Z	4Z	5A								
57F	390																					5A	6B	5A	6B				
57F	400																					5A	6B	5A	6B				
57F	429-2																					5A	6B	6B	6C				
57F	429-4																					5A	6B	6B	6C				
57H	351-C													94	4Z	4Z	5A												
57H @	351-W	4Z	5A	4Z	5A									4Z	5A	4Z	6B	4Z	5A	4Z	5A								
57H @@	351-W	94	4Z	94	4Z									94	4Z	94	4Z	94	4Z	94	4Z								
57H @	390																					5A	6B	5A	6C				
57H @@	390																					4Z	5A	4Z	6B				
57H @	400																					5A	6B	6B	6C				
57H @@	400																					4Z	5A	5A	6B				
57H @	429-2																					6B	6C	6B	6C				
57H @@	429-2																					5A	6B	5A	6B				
57H @	429-4																					6B	6C	6B	6C				
57H @@	429-4																					5A	6B	5A	6B				

▲ Refer to Page 1 Section 53 to translate Code Number into Service Part Number.

@ "Before 12/15/70" @@ "From 12/15/70"

HALPERT_AUCTIONS

5310 - continued — 1971 "A" (FORD) -- STANDARD SPRINGS - continued

BODY TYPE	TRANS.→	3/S				4/S				O/D				C/M				C4				C6							
	OPT-IONS →		A/C	P/S	A/C & P/S		A/C	P/S	A/C & P/S		A/C	P/S	A/C & P/S		A/C	P/S	A/C & P/S		A/C	P/S	A/C & P/S		A/C	P/S	A/C & P/S		A/C	P/S	A/C & P/S
	ENGINE	▲FRONT SPRING CODE NUMBER																											
57K	351-C													4Z	5A	4Z	5A												
57K @	351-W	4Z	6B	5A	6B									5A	6B	5A	6B	4Z	5A	5A	6B								
57K @@	351-W	94	4Z	4Z	5A									4Z	5A	4Z	5A	94	4Z	4Z	5A								
57K @	390																					6B	6C	6B	6C				
57K @@	390																					5A	6B	5A	6B				
57K @	400																					6B	6C	6B	6C				
57K @@	400																					5A	6B	5A	6B				
57K @	429-2																					6B	6C	6C	4B				
57K @@	429-2																					5A	6B	6B	6C				
57K @	429-4																					6B	6C	6C	4B				
57K @@	429-4																					5A	6B	6B	6C				
65D	240	93	94	93	4Z									93	94	94	4Z	93	94	93	94								
65D	302	93	94	94	4Z									94	4Z	94	4Z	93	94	94	4Z								
65D	351-C													4Z	5A	4Z	5A												
65D @	351-W	94	4Z	4Z	5B									94	5B	4Z	5B	94	4Z	4Z	5B								
65D @@	351-W	94	4Z	4Z	5A									94	5A	4Z	5A	94	4Z	4Z	5A								
65D @	390																					4Z	6B	5B	6B				
65D @@	390																					4Z	6B	5A	6B				
65D @	400																					5B	6B	5B	6B				
65D @@	400																					5A	6B	5A	6B				
65D @	429-2																					5B	6B	5B	6C				
65D @@	429-2																					5A	6B	5A	6C				
65D @	429-4																					5B	6B	6B	6C				
65D @@	429-4																					5A	6B	6B	6C				
65F(exc.P/C)	240	93	94	93	94									93	94	93	4Z	93	94	93	94								
65F(P/C)	240	3Y	3Z	3Z	3Z									3Y	3Z	3Z	78	3Y	3Z	3Z	3Z								
65F(exc.P/C)	302	93	94	94	4Z									93	4Z	94	4Z	93	94	94	4Z								
65F(exc.P/C)	351-C													4Z	5A	4Z	5A												
65F(exc.P/C)	351-W	94	4Z	4Z	5A									94	4Z	4Z	5A	94	4Z	94	5A								
65F(P/C)	351-W	3Z	78	3Z	78									3Z	78	78	78	3Z	78	3Z	78								
65F(exc.P/C)	390																					4Z	6B	5A	6B				
65F(P/C)	390																					78	81	78	81				
65F(exc.P/C)	400																					5A	6B	5A	6B				
65F(P/C)	400																					78	81	78	81				
65F(exc.P/C)	429-2																					5A	6B	5A	6B				
65F(P/C)	429-2																					78	81	78	81				
65F(exc.P/C)	429-4																					5A	6B	6B	6C				
65F(P/C)	429-4																					78	81	81	81				
65H	351-C													4Z	5A	5A	6B												
65H	351-W	4Z	5A	4Z	5A									4Z	5A	4Z	5A	4Z	5A	4Z	5A								
65H	390																					5A	6B	5A	6B				
65H	400																					5A	6B	6B	6C				
65H	429-2																					6B	6C	6B	6C				
65H	429-4																					6B	6C	6B	6C				
65K	351-C													5A	6B	5A	6B												
65K	351-W	4Z	5A	5A	6B									4Z	6B	5A	6B	4Z	5A	4Z	6B								
65K	390																					5A	6B	6B	6C				
65K	400																					6B	6C	6B	6C				
65K	429-2																					6B	6C	6B	6C				
65K	429-4																					6B	6C	6B	4B				

▲ Refer to Page 1 Section 53 to translate Code Number into Service Part Number.

@ "Before 12/15/70" @@ "From 12/15/70"

COPYRIGHT © 1975 — FORD MOTOR COMPANY — DEARBORN, MICHIGAN

HALPERT_AUCTIONS

5310 - continued **1971 "A" (FORD) -- STANDARD SPRINGS - continued**

BODY TYPE	TRANS→	3/S				4/S				O/D				C/M				C4				C6							
	OPT-IONS →		A/C	P/S	A/C & P/S		A/C	P/S	A/C & P/S		A/C	P/S	A/C & P/S		A/C	P/S	A/C & P/S		A/C	P/S	A/C & P/S		A/C	P/S	A/C & P/S		A/C	P/S	A/C & P/S
	ENGINE	▲FRONT SPRING CODE NUMBER																											
71B(exc.P/C) @	302	94	4Z	94	4Z									94	4Z	94	4Z	93	4Z	94	4Z								
71B(exc.P/C) @@	302	92	94	93	94									93	94	93	94	92	94	93	94								
71B(exc.P/C)	351-C													94	4Z	94	4Z												
71B(exc.P/C) @	351-W	94	5A	4Z	5A									4Z	5A	4Z	5A	94	4Z	4Z	5A								
71B(exc.P/C) @@	351-W	93	4Z	94	4Z									94	4Z	94	4Z	93	94	94	4Z								
71B(P/C) @	351-W	3Z	3Z	3Z	78									3Z	78	3Z	78	3Z	3Z	3Z	78								
71B(P/C) @@	351-W	3Y	3Z	3Y	3Z									3Y	3Z	3Y	3Z	3Y	3Z	3Y	3Z								
71B(exc.P/C) @	390																					5A	6B	5A	6B				
71B(exc.P/C) @@	390																					4Z	5A	4Z	5A				
71B(P/C) @	390																					3Z	78	78	78				
71B(P/C) @@	390																					3Z	78	3Z	78				
71B(exc.P/C) @	400																					5A	6B	5A	6B				
71B(exc.P/C) @@	400																					4Z	5A	4Z	5A				
71B(P/C) @	400																					78	78	78	78				
71B(P/C) @@	400																					3Z	78	3Z	78				
71B(exc.P/C) @	429-2																					5A	6B	6B	6C				
71B(exc.P/C) @@	429-2																					4Z	5A	5A	6B				
71B(P/C) @	429-2																					78	78	78	81				
71B(P/C) @@	429-2																					3Z	78	3Z	78				
71B(exc.P/C) @	429-4																					5A	6C	6B	6C				
71B(exc.P/C) @@	429-4																					4Z	5A	5A	6B				
71B(P/C) @	429-4																					78	78	78	81				
71B(P/C) @@	429-4																					3Z	78	78	78				

▲ Refer to Page 1 Section 53 to translate Code Number into Service Part Number.

@ "Before 12/15/70" @@ "From 12/15/70"

HALPERT_AUCTIONS

5310 - continued **1971 "A" (FORD) -- STANDARD SPRINGS - continued**

BODY TYPE	TRANS.→	3/S				4/S				O/D				C/M				C4				C6							
	OPT-IONS →		A/C	P/S	A/C & P/S		A/C	P/S	A/C & P/S		A/C	P/S	A/C & P/S		A/C	P/S	A/C & P/S		A/C	P/S	A/C & P/S		A/C	P/S	A/C & P/S		A/C	P/S	A/C & P/S
	ENGINE	▲ FRONT SPRING CODE NUMBER																											
71D(exc.P/C) @	302	94	4Z	94	4Z									94	4Z	94	4Z	94	4Z	94	4Z								
71D(exc.P/C) @@	302	92	94	93	94									93	94	93	94	92	94	93	94								
71D(exc.P/C)	351-C													94	4Z	94	5A												
71D(exc.P/C) @	351-W	4Z	5A	4Z	5A									4Z	5A	4Z	5A	94	5A	4Z	5A								
71D(exc.P/C) @@	351-W	93	4Z	94	4Z									94	4Z	94	4Z	93	4Z	94	4Z								
71D(P/C) @	351-W	3Z	78	3Z	78									3Z	78	3Z	78	3Z	3Z	3Z	78								
71D(P/C) @@	351-W	3Y	3Z	3Y	3Z									3Y	3Z	3Y	3Z	3Y	3Z	3Y	3Z								
71D(exc.P/C) @	390																					5A	6B	5A	6B				
71D(exc.P/C) @@	390																					4Z	5A	4Z	5A				
71D(P/C) @	390																					78	78	78	78				
71D(P/C) @@	390																					3Z	78	3Z	78				
71D(exc.P/C) @	400																					5A	6B	5A	6C				
71D(exc.P/C) @@	400																					4Z	5A	4Z	6B				
71D(P/C) @	400																					78	78	78	81				
71D(P/C) @@	400																					3Z	78	3Z	78				
71D(exc.P/C) @	429-2																					5A	6C	6B	6C				
71D(exc.P/C) @@	429-2																					4Z	6B	5A	6B				
71D(P/C) @	429-2																					78	81	78	81				
71D(P/C) @@	429-2																					3Z	78	78	78				
71D(exc.P/C) @	429-4																					6B	6C	6B	6C				
71D(exc.P/C) @@	429-4																					4Z	6B	5A	6B				
71D(P/C) @	429-4																					78	81	78	81				
71D(P/C) @@	429-4																					3Z	78	78	78				
71F(exc.P/C) @	302	94	4Z	94	4Z									94	4Z	94	5A	94	4Z	94	4Z								
71F(exc.P/C) @@	302	93	94	93	94									93	94	93	4Z	93	94	93	94								

▲ Refer to Page 1 Section 53 to translate Code Number into Service Part Number.
@ 'Before 12/15/70" @@ 'From 12/15/70"

COPYRIGHT © 1975 — FORD MOTOR COMPANY — DEARBORN, MICHIGAN

HALPERT_AUCTIONS

5310 - continued 1971 "A" (FORD) -- STANDARD SPRINGS - continued

BODY TYPE	TRANS.→	3/S				4/S				O/D				C/M				C4				C6							
	OPT-IONS →		A/C	P/S	A/C & P/S		A/C	P/S	A/C & P/S		A/C	P/S	A/C & P/S		A/C	P/S	A/C & P/S		A/C	P/S	A/C & P/S		A/C	P/S	A/C & P/S		A/C	P/S	A/C & P/S
	ENGINE	▲ FRONT SPRING CODE NUMBER																											
71F(exc.P/C)	351-C													94	4Z	4Z	5A												
71F(exc.P/C) @	351-W	4Z	5A	4Z	5A									4Z	5A	4Z	5A	4Z	5A	4Z	5A								
71F(exc.P/C) @@	351-W	94	4Z	94	4Z									94	4Z	94	4Z	93	4Z	94	4Z								
71F(P/C) @	351-W	3Z	78	3Z	78									3Z	78	3Z	78	3Z	78	3Z	78								
71F(P/C) @@	351-W	3Y	3Z	3Y	3Z									3Y	3Z	3Y	3Z	3Y	3Z	3Y	3Z								
71F(exc.P/C) @	390																					5A	6B	5A	6B				
71F(exc.P/C) @@	390																					4Z	5A	4Z	5A				
71F(P/C) @	390																					78	78	78	78				
71F(P/C) @@	390																					3Z	78	3Z	78				
71F(exc.P/C) @	400																					5A	6B	6B	6C				
71F(exc.P/C) @@	400																					4Z	5A	4Z	6B				
71F(P/C) @	400																					78	78	78	81				
71F(P/C) @@	400																					3Z	78	3Z	78				
71F(exc.P/C) @	429-2																					6B	6C	6B	6C				
71F(exc.P/C) @@	429-2																					5A	6B	5A	6B				
71F(P/C) @	429-2																					78	81	78	81				
71F(P/C) @@	429-2																					3Z	78	78	78				
71F(exc.P/C) @	429-4																					6B	6C	6B	6C				
71F(exc.P/C) @@	429-4																					5A	6B	5A	6B				
71F(P/C) @	429-4																					78	81	78	81				
71F(P/C) @@	429-4																					3Z	78	78	78				
71H	351-C													4Z	5A	4Z	5A												
71H @	351-W	4Z	5A	5A	6B									4Z	6B	5A	6B	4Z	5A	5A	6B								
71H @@	351-W	94	4Z	4Z	5A									94	4Z	4Z	5A	94	4Z	94	5A								
71H @	390																					5A	6C	6B	6C				
71H @@	390																					4Z	6B	5A	6B				
71H @	400																					6B	6C	6B	6C				
71H @@	400																					5A	6B	5A	6B				
71H @	429-2																					6B	6C	6B	4B				
71H @@	429-2																					5A	6B	5A	6B				
71H @	429-4																					6B	6C	6C	4B				
71H @@	429-4																					5A	6B	6B	6C				

▲ Refer to Page 1 Section 53 to translate Code Number into Service Part Number.

@ "Before 12/15/70" @@ "From 12/15/70"

HALPERT_AUCTIONS

5310 - continued

1971 "A" (FORD) -- STANDARD SPRINGS - continued

BODY TYPE	TRANS.→	3/S				4/S				O/D				C/M				C4				C6							
	OPT-IONS →		A/C	P/S	A/C & P/S		A/C	P/S	A/C & P/S		A/C	P/S	A/C & P/S		A/C	P/S	A/C & P/S		A/C	P/S	A/C & P/S		A/C	P/S	A/C & P/S		A/C	P/S	A/C & P/S
	ENGINE	▲ FRONT SPRING CODE NUMBER																											
76H	351-C													4Z	6B	5A	6B												
76H	351-W	4Z	5A	4Z	5A									4Z	5A	4Z	6B	4Z	5A	4Z	5A								
76H	390																					5A	6B	5A	6C				
76H	400																					5A	6B	6B	6C				
76H	429-2																					6B	6C	6B	6C				
76H	429-4																					6B	6C	6B	6C				

1971 "A" (FORD) -- HEAVY DUTY SPRINGS

53H	351-C													1E	1F	1E	1F												
53H	351-W	1E	1F	1E	1F									1E	1F	1E	1F	1D	1E	1E	1F								
53H	390																					1F	1G	1F	1G				
53H	400																					1F	1G	1F	1G				
53H	429-2																					1F	1G	1F	1G				
53H	429-4																					1F	1G	1G	1G				
53K	351-C													1E	1F	1F	1G												
53K	351-W	1E	1F	1E	1F									1E	1F	1E	1F	1E	1F	1E	1F								
53K	390																					1F	1G	1F	1G				
53K	400																					1F	1G	1G	1G				
53K	429-2																					1G	1G	1G	1H				
53K	429-4																					1G	1G	1G	1H				
54B (exc. P/C)	240	1C	1D	1C	1D									1C	1D	1D	1E	1C	1D	1C	1D								
54B (exc. P/C)	302	1C	1D	1D	1E									1D	1E	1D	1E	1C	1D	1D	1E								
54B (exc. P/C)	351-C													1E	1F	1E	1F												
54B (exc. P/C)	351-W	1D	1E	1D	1E									1D	1E	1E	1F	1D	1E	1D	1E								
54B (exc. P/C)	390																					1E	1F	1F	1F				
54B (exc. P/C)	400																					1E	1F	1F	1G				
54B (exc. P/C)	429-2																					1F	1G	1F	1G				
54B (exc. P/C)	429-4																					1F	1G	1F	1G				
54D (exc. P/C)	240	1C	1D	1C	1D									1C	1D	1D	1E	1C	1D	1C	1D								
54D (exc. P/C)	302	1C	1D	1D	1E									1D	1E	1D	1E	1C	1D	1D	1E								
54D (exc. P/C)	351-C													1E	1F	1E	1F												
54D (exc. P/C)	351-W	1D	1E	1E	1E									1D	1E	1E	1F	1D	1E	1D	1E								
54D (exc. P/C)	390																					1E	1F	1F	1F				
54D (exc. P/C)	400																					1E	1F	1F	1G				
54D (exc. P/C)	429-2																					1F	1G	1F	1G				
54D (exc. P/C)	429-4																					1F	1G	1F	1G				
54F (exc. P/C)	240	1C	1D	1C	1D									1C	1D	1D	1E	1C	1D	1C	1D								
54F (exc. P/C)	302	1C	1D	1D	1E									1D	1E	1D	1E	1C	1D	1D	1E								
54F (exc. P/C)	351-C													1E	1F	1E	1F												
54F (exc. P/C)	351-W	1D	1E	1E	1E									1D	1E	1E	1F	1D	1E	1D	1E								
54F (exc. P/C)	390																					1E	1F	1F	1F				
54F (exc. P/C)	400																					1E	1F	1F	1G				
54F (exc. P/C)	429-2																					1F	1G	1F	1G				
54F (exc. P/C)	429-4																					1F	1G	1F	1G				
57F	240	1C	1D	1D	1E													1C	1D	1D	1E								
57F	302	1D	1E	1D	1E									1D	1E	1D	1E	1D	1E	1D	1E								
57F	351-C													1E	1F	1E	1F												
57F	351-W	1D	1E	1E	1F									1E	1F	1E	1F	1D	1E	1E	1F								
57F	390																					1F	1F	1F	1G				
57F	400																					1F	1G	1F	1G				
57F	429-2																					1F	1G	1F	1G				
57F	429-4																					1F	1G	1F	1G				

▲ Refer to Page 1 Section 53 to translate Code Number into Service Part Number.

COPYRIGHT © 1975 — FORD MOTOR COMPANY — DEARBORN, MICHIGAN

HALPERT_AUCTIONS

5310 - continued 1971 "A" (FORD) -- HEAVY DUTY SPRINGS - continued

BODY TYPE	TRANS.→	3/S				4/S				O/D				C/M				C4				C6							
	OPT-IONS →		A/C	P/S	A/C & P/S		A/C	P/S	A/C & P/S		A/C	P/S	A/C & P/S		A/C	P/S	A/C & P/S		A/C	P/S	A/C & P/S		A/C	P/S	A/C & P/S		A/C	P/S	A/C & P/S
	ENGINE	▲FRONT SPRING CODE NUMBER																											
57H	351-C													1D	1E	1E	1F												
57H @	351-W	1E	1F	1E	1F									1E	1F	1E	1F	1E	1F	1E	1F								
57H @@	351-W	1D	1E	1D	1E									1D	1E	1D	1E	1D	1E	1D	1E								
57H @	390																					1F	1G	1F	1G				
57H @@	390																					1E	1F	1E	1F				
57H @	400																					1F	1G	1F	1G				
57H @@	400																					1E	1F	1E	1F				
57H @	429-2																					1F	1G	1G	1H				
57H @@	429-2																					1E	1F	1F	1G				
57H @	429-4																					1F	1G	1G	1H				
57H @@	429-4																					1F	1F	1F	1G				
57K	351-C													1E	1F	1E	1F												
57K @	351-W	1E	1F	1F	1G									1E	1F	1F	1G	1E	1F	1F	1F								
57K ●	351-W	1D	1E	1E	1F									1E	1E	1E	1F	1D	1E	1E	1F								
57K ♦	351-W	1D	1E	1D	1F									1E	1E	1E	1F	1D	1E	1E	1F								
57K @	390																					1F	1G	1G	1G				
57K ●	390																					1E	1F	1F	1G				
57K ♦	390																					1F	1F	1F	1G				
57K @	400																					1F	1G	1G	1H				
57K @@	400																					1F	1G	1F	1G				
57K @	429-2																					1G	1H	1G	1H				
57K @@	429-2																					1F	1G	1F	1G				
57K @	429-4																					1G	1H	1G	1H				
57K @@	429-4																					1F	1G	1F	1G				
65D	240	1C	1D	1D	1E									1C	1D	1D	1E	1C	1D	1C	1D								
65D	302	1C	1D	1D	1E									1D	1E	1D	1E	1C	1D	1D	1E								
65D	351-C													1E	1F	1E	1F												
65D	351-W	1D	1E	1E	1F									1D	1E	1E	1F	1D	1E	1E	1E								
65D	390																					1E	1F	1F	1G				
65D	400																					1F	1F	1F	1G				
65D	429-2																					1F	1G	1F	1G				
65D	429-4																					1F	1G	1F	1G				
65F (exc. P/C)	240	1C	1D	1C	1D									1C	1D	1D	1E	1C	1C	1C	1D								
65F (exc. P/C)	302	1C	1D	1D	1E									1D	1E	1D	1E	1C	1D	1D	1E								
65F (exc. P/C)	351-C													1E	1F	1E	1F												
65F (exc. P/C)	351-W	1D	1E	1E	1F									1D	1E	1E	1F	1D	1E	1D	1E								
65F (exc. P/C)	390																					1E	1F	1F	1F				
65F (exc. P/C)	400																					1E	1F	1F	1G				
65F (exc. P/C)	429-2																					1F	1G	1F	1G				
65F (exc. P/C)	429-4																					1F	1G	1F	1G				
65H	351-C													1E	1F	1F	1F												
65H	351-W	1E	1F	1E	1F									1E	1F	1E	1F	1E	1F	1E	1F								
65H	390																					1F	1G	1F	1G				
65H	400																					1F	1G'	1F	1G				
65H	429-2																					1F	1G	1G	1G				
65H	429-4																					1F	1G	1G	1H				

▲ Refer to Page 1 Section 53 to translate Code Number into Service Part Number.

@ "Before 12/15/70" @@ "From 12/15/70" ● "From 12/15/70 to 4/1/71"

♦ "From 4/1/71"

HALPERT_AUCTIONS

5310 - continued 1971 "A" (FORD) -- HEAVY DUTY SPRINGS - continued

BODY TYPE	TRANS. →	3/S				4/S				O/D				C/M				C4				C6							
	OPT-IONS →		A/C	P/S	A/C & P/S		A/C	P/S	A/C & P/S		A/C	P/S	A/C & P/S		A/C	P/S	A/C & P/S		A/C	P/S	A/C & P/S		A/C	P/S	A/C & P/S		A/C	P/S	A/C & P/S
	ENGINE	▲ FRONT SPRING CODE NUMBER																											
65K	351-C													1F	1F	1F	1G												
65K	351-W	1E	1F	1E	1F									1E	1F	1F	1F	1E	1F	1E	1F								
65K	390																					1F	1G	1F	1G				
65K	400																					1F	1G	1G	1G				
65K	429-2																					1G	1G	1G	1H				
65K	429-4																					1G	1H	1G	1H				
71B(exc.P/C) @	302	1C	1D	1C	1D									1C	1D	1C	1D	1C	1D	1C	1D								
71B(exc.P/C) @@	302	1B	1C	1B	1C									1B	1C	1B	1C	1B	1C	1B	1C								
71B(exc.P/C)	351-C													1C	1D	1C	1D												
71B(exc.P/C) @	351-W	1D	1E	1D	1E									1D	1E	1D	1E	1C	1D	1D	1E								
71B(exc.P/C) @@	351-W	1B	1D	1C	1D									1C	1D	1C	1D	1B	1C	1C	1D								
71B(exc.P/C) @	390																					1E	1F	1E	1F				
71B(exc.P/C) @@	390																					1D	1E	1D	1E				
71B(exc.P/C) @	400																					1E	1F	1E	1F				
71B(exc.P/C) @@	400																					1D	1E	1D	1E				
71B(exc.P/C) @	429-2																					1E	1F	1E	1F				
71B(exc.P/C) @@	429-2																					1D	1E	1E	1F				
71B(exc.P/C) @	429-4																					1E	1F	1F	1F				
71B(exc.P/C) @@	429-4																					1D	1E	1E	1F				
71D(exc.P/C) @	302	1C	1D	1C	1D									1C	1D	1C	1D	1C	1D	1C	1D								
71D(exc.P/C) @@	302	1B	1C	1B	1C									1B	1C	1B	1C	1B	1C	1B	1C								
71D(exc.P/C)	351-C													1C	1D	1D	1E												
71D(exc.P/C) @	351-W	1D	1E	1D	1E									1D	1E	1D	1E	1D	1E	1D	1E								
71D(exc.P/C) @@	351-W	1C	1D	1C	1D									1C	1D	1C	1D	1C	1D	1C	1D								
71D(exc.P/C) @	390																					1E	1F	1E	1F				
71D(exc.P/C) @@	390																					1D	1E	1D	1E				
71D(exc.P/C) @	400																					1E	1F	1E	1F				
71D(exc.P/C) @@	400																					1D	1E	1D	1E				

▲ Refer to Page 1 Section 53 to translate Code Number into Service Part Number.

@ "Before 12/15/70" @@ "From 12/15/70"

COPYRIGHT © 1975 — FORD MOTOR COMPANY — DEARBORN, MICHIGAN

FINAL ISSUE

HALPERT_AUCTIONS

5310 - continued 1971 "A" (FORD) -- HEAVY DUTY SPRINGS - continued

BODY TYPE	TRANS.→	3/S				4/S				O/D				C/M				C4				C6							
	OPT-IONS →		A/C	P/S	A/C & P/S		A/C	P/S	A/C & P/S		A/C	P/S	A/C & P/S		A/C	P/S	A/C & P/S		A/C	P/S	A/C & P/S		A/C	P/S	A/C & P/S		A/C	P/S	A/C & P/S
	ENGINE	▲ FRONT SPRING CODE NUMBER																											
71D(exc.P/C) @	429-2																					1E	1F	1F	1F				
71D(exc.P/C) @@	429-2																					1D	1E	1E	1F				
71D(exc.P/C) @	429-4																					1E	1F	1F	1G				
71D(exc.P/C) @@	429-4																					1D	1E	1E	1F				
71F(exc.P/C) @	302	1C	1D	1C	1D									1C	1D	1D	1E	1C	1D	1C	1D								
71F(exc.P/C) @@	302	1B	1C	1B	1C									1B	1C	1B	1D	1B	1C	1B	1C								
71F(exc.P/C)	351-C													1C	1D	1D	1E												
71F(exc.P/C) @	351-W	1D	1E	1D	1E									1D	1E	1D	1E	1D	1E	1D	1E								
71F(exc.P/C) @@	351-W	1C	1D	1C	1D									1C	1D	1C	1D	1C	1D	1C	1D								
71F(exc.P/C) @	390																					1E	1F	1E	1F				
71F(exc.P/C) @@	390																					1D	1E	1D	1E				
71F(exc.P/C) @	400																					1E	1F	1E	1F				
71F(exc.P/C) @@	400																					1D	1E	1D	1E				
71F(exc.P/C) @	429-2																					1E	1F	1F	1G				
71F(exc.P/C) @@	429-2																					1D	1E	1E	1F				
71F(exc.P/C) @	429-4																					1E	1F	1F	1G				
71F(exc.P/C) @@	429-4																					1E	1E	1E	1F				
71H	351-C													1D	1E	1D	1E												
71H @	351-W	1D	1E	1E	1F									1D	1E	1E	1F	1D	1E	1D	1E								
71H @@	351-W	1C	1D	1D	1E									1C	1D	1D	1E	1C	1D	1C	1E								
71H @	390																					1E	1F	1F	1F				
71H @@	390																					1D	1E	1E	1F				
71H @	400																					1E	1F	1F	1G				
71H @@	400																					1E	1F	1E	1F				
71H @	429-2																					1F	1G	1F	1G				
71H @@	429-2																					1E	1F	1E	1F				
71H @	429-4																					1F	1G	1F	1G				
71H @@	429-4																					1E	1F	1E	1F				
76H	351-C													1E	1F	1F	1G												
76H	351-W	1E	1F	1E	1F									1E	1F	1E	1F	1E	1F	1E	1F								
76H	390																					1F	1G	1F	1G				
76H	400																					1F	1G	1F	1G				
76H	429-2																					1F	1G	1G	1H				
76H	429-4																					1F	1G	1G	1H				

▲ Refer to Page 1 Section 53 to translate Code Number into Service Part Number.

@ "Before 12/15/70" @@ "From 12/15/70"

HALPERT_AUCTIONS

5310 - continued 1971 "B" (TORINO - EXCEPT POLICE) -- STANDARD SPRINGS

BODY TYPE	TRANS.→	3/S				4/S				O/D				C/M				C4				C6							
	OPT-IONS →		A/C	P/S	A/C & P/S		A/C	P/S	A/C & P/S		A/C	P/S	A/C & P/S		A/C	P/S	A/C & P/S		A/C	P/S	A/C & P/S		A/C	P/S	A/C & P/S		A/C	P/S	A/C & P/S
	ENGINE	▲FRONT SPRING CODE NUMBER																											
54A	250	70	71	70	72													70	71	70	72								
54A	302	71	72	71	73													71	72	72	73								
54A	351-2																	72	76	73	76								
54A	351-4					76	85	76	85													76	85	76	85				
54A	429⊕																					87	1S	1S	5D				
54C	250	70	71	70	72													70	71	70	72								
54C	302	71	72	72	73													71	72	72	73								
54C	351-2																	72	76	73	76								
54C	351-4					76	85	76	87													76	85	76	87				
54C	429⊕																					87	1S	1S	5D				
57C	250	70	72	71	73													70	72	71	73								
57C	302	72	73	72	76													72	73	72	76								
57C	351-2																	73	76	76	85								
57C	351-4					76	87	85	87													76	87	85	87				
57C	429⊕																					1S	5D	1S	5E				
57E	302	72	73	73	76													72	76	73	76								
57E	351-2																	73	85	76	85								
57E	351-4					85	87	85	87													85	87	85	87				
57E	429⊕																					1S	5D	5D	5E				
63C	250	70	71	70	72													70	71	70	72								
63C	302	71	72	72	73													71	73	72	73								
63C	351-2																	72	76	73	76								
63C	351-4					76	85	76	87													76	85	76	87				
63C	429⊕					87	1S	1S	5D													87	1S	1S	5D				
63F	302	71	73	72	73													71	73	72	73								
63F	351-2																	73	76	73	85								
63F	351-4					76	85	85	87													76	85	85	87				
63F ♦	429⊕					1S	5D	1S	5D													1S	5D	1S	5D				
63F Δ	429⊕					6U	6V	6U	6V													6U	6V	6U	6V				
63H ‡	351-4					73	85	76	85													73	85	76	85				
63H ‡‡	351-4					76	87	85	87													76	87	85	87				
63H ♦‡	429⊕					87	1S	87	5D													87	1S	87	5D				
63H Δ	429⊕					6U	6U	6U	6V													6U	6U	6U	6V				
65A	250	70	71	70	72													5H	71	70	72								
65A	302	71	72	71	73													71	72	71	73								
65A	351-2																	72	73	73	76								
65A	351-4					73	85	76	85													73	85	76	85				
65A	429⊕					87	1S	87	5D													87	1S	87	5D				
65C	250	5H	71	70	72													5H	71	70	72								
65C	302	71	72	71	73													71	72	71	73								
65C	351-2																	72	73	73	76								
65C	351-4					73	85	76	85													73	85	76	85				
65C	429⊕					87	1S	87	5D													87	1S	87	5D				

⊕ - Cobra jet engine ♦ - Without competition suspension Δ - With competition suspension

▲ Refer to Page 1 Section 53 to translate Code Number into Service Part Number.

‡ Before 9/1/70 ‡‡ From 9/1/70

COPYRIGHT © 1975 — FORD MOTOR COMPANY — DEARBORN, MICHIGAN

FINAL ISSUE

HALPERT_AUCTIONS

5310 - continued 1971 "B" (TORINO - EXCEPT POLICE) -- STANDARD SPRINGS - continued

BODY TYPE	TRANS.→	3/S				4/S				O/D				C/M				C4				C6							
	OPT-IONS →		A/C	P/S	A/C & P/S		A/C	P/S	A/C & P/S		A/C	P/S	A/C & P/S		A/C	P/S	A/C & P/S		A/C	P/S	A/C & P/S		A/C	P/S	A/C & P/S		A/C	P/S	A/C & P/S
	ENGINE	▲FRONT SPRING CODE NUMBER																											
65E	302	71	72	72	73													71	73	72	73								
65E	351-2																	72	76	73	76								
65E	351-4					76	85	76	87													76	85	76	87				
65E	429⊕					87	1S	1S	5D													87	1S	1S	5D				
66A	250	71	72	71	73													71	72	71	73								
66A	302	72	73	72	76													72	73	73	76								
66A	351-2																	73	76	76	85								
66A	351-4					76	87	85	87													76	87	85	87				
66A ♦	429⊕					1S	5D	1S	5E													1S	5D	1S	5E				
66A △	429⊕					3L	6E	3L	6E													3L	6E	3L	6E				
66B	250	71	72	71	73													71	72	71	73								
66B	302	72	73	73	76													72	73	73	76								
66B	351-2																	73	85	76	85								
66B	351-4					85	87	85	87													85	87	85	87				
66B ♦	429⊕					1S	5D	5D	5E													1S	5D	5D	5E				
66B △	429⊕					3L	6E	6E	6E													3L	6E	6E	6E				
66C	302	72	76	73	76													73	76	73	85								
66C	351-2																	76	85	76	87								
66C	351-4					85	87	87	1S													85	87	87	1S				
66C ♦	429⊕					1S	5E	5D	5E													1S	5E	5D	5E				
66C △	429⊕					3L	6E	6E	6E													3L	6E	6E	6E				
66E	250	71	72	72	73													71	72	72	73								
66E	302	72	76	73	76													72	76	73	76								
66E	351-2																	73	85	76	85								
66E	351-4					85	87	85	1S													85	87	85	1S				
66E ♦	429⊕					1S	5E	5D	5E													1S	5E	5D	5E				
66E △	429⊕					3L	6E	6E	6E													3L	6E	6E	6E				
71C	250	5H	71	70	71													5H	71	70	71								
71C	302	71	72	71	73													71	72	71	73								
71C	351-2																	72	73	73	76								
71C	351-4																					73	85	76	85				
71C	429⊕																					87	1S	87	5D				
71D	250	5H	71	70	71													5H	71	70	71								
71D	302	71	72	71	73													71	72	71	73								
71D	351-2																	72	73	73	76								
71D	351-4																					73	85	76	85				
71D	429⊕																					87	1S	87	5D				
71E	302	71	72	71	73													71	72	72	73								
71E	351-2																	72	73	73	76								
71E	351-4																					73	85	76	85				
71E	429⊕																					87	1S	1S	5D				
76F	302	72	76	73	76													73	76	73	76								
76F	351-2																	76	85	76	87								
76F	351-4					85	87	87	1S													85	87	87	1S				
76F ♦	429⊕					1S	5E	5D	5E													1S	5E	5D	5E				
76F △	429⊕					6V	6V	6V	6V													6V	6V	6V	6V				

⊕ - Cobra jet engine ♦ - Without competition suspension △ - With competition suspension

▲ Refer to Page 1 Section 53 to translate Code Number into Service Part Number.

HALPERT_AUCTIONS

5310 - continued 1971 "B" (TORINO - EXCEPT POLICE) -- HEAVY DUTY SPRINGS

BODY TYPE	TRANS. →	3/S				4/S				O/D				C/M				C4				C6							
	OPT-IONS →		A/C	P/S	A/C & P/S		A/C	P/S	A/C & P/S		A/C	P/S	A/C & P/S		A/C	P/S	A/C & P/S		A/C	P/S	A/C & P/S		A/C	P/S	A/C & P/S		A/C	P/S	A/C & P/S
	ENGINE	▲FRONT SPRING CODE NUMBER																											
54A	250	71	72	71	73													71	72	71	73								
54A	302	72	73	73	76													72	76	73	76								
54A	351-2																	73	85	76	85								
54A	351-4					85	87	85	87													85	87	85	87				
54A	429⊕																					1S	5D	5D	5E				
54C	250	71	72	71	73													71	72	71	73								
54C	302	72	76	73	76													72	76	73	76								
54C	351-2																	73	85	76	85								
54C	351-4					85	87	85	1S													85	87	85	1S				
54C	429⊕																					1S	5E	5D	5E				
57C	250	72	73	72	76													72	73	72	76								
57C	302	73	76	73	85													73	76	76	85								
57C	351-2																	76	85	85	87								
57C	351-4					85	1S	87	1S													85	1S	87	1S				
57C	429⊕																					5D	5E	5D	5E				
57E	302	73	85	76	85													73	85	76	85								
57E	351-2																	76	87	85	87								
57E	351-4					87	1S	87	1S													87	1S	87	1S				
57E	429⊕																					5D	5E	5E	5E				
63C	250	71	72	72	73													71	72	72	73								
63C	302	72	76	73	76													72	76	73	76								
63C	351-2																	73	85	76	85								
63C	351-4					85	87	85	1S													85	87	85	1S				
63C	429⊕					1S	5E	5D	5E													1S	5E	5D	5E				
63F	302	73	76	73	76													73	76	73	85								
63F	351-2																	76	85	76	87								
63F	351-4					85	87	87	1S													85	87	87	1S				
63F	429⊕					5D	5E	5D	5E													5D	5E	5D	5E				
63H ‡	351-4					76	87	85	87													76	87	85	87				
65A	250	71	72	71	73													71	72	71	73								
65A	302	72	73	72	76													72	73	73	76								
65A	351-2																	73	85	76	85								
65A	351-4					76	87	85	87													76	87	85	87				
65A	429⊕					1S	5D	5D	5E													1S	5D	1S	5E				
65C	250	71	72	71	73													71	72	71	73								
65C	302	72	73	72	76													72	73	73	76								
65C	351-2																	73	76	76	85								
65C	351-4					76	87	85	87													76	87	85	87				
65C	429⊕					1S	5D	1S	5E													1S	5D	1S	5E				
65E	302	72	76	73	76													72	76	73	76								
65E	351-2																	73	85	76	85								
65E	351-4					85	87	85	1S													85	87	85	1S				
65E	429⊕					1S	5E	5D	5E													1S	5E	5D	5E				

⊕ - Cobra jet engine ♦ - Without competition suspension Δ - With competition suspension

▲ Refer to Page 1 Section 53 to translate Code Number into Service Part Number.

‡ - Before 9/1/70

COPYRIGHT © 1975 — FORD MOTOR COMPANY — DEARBORN, MICHIGAN

HALPERT_AUCTIONS

5310 - continued 1971 "B" (TORINO - EXCEPT POLICE) -- HEAVY DUTY SPRINGS - continued

BODY TYPE	TRANS.→	3/S				4/S				O/D				C/M				C4				C6			
	OPT-IONS →		A/C	P/S	A/C & P/S		A/C	P/S	A/C & P/S		A/C	P/S	A/C & P/S		A/C	P/S	A/C & P/S		A/C	P/S	A/C & P/S		A/C	P/S	A/C & P/S
	ENGINE	▲FRONT SPRING CODE NUMBER																							
66A	250	71	72	71	73													71	72	71	73				
66A	302	72	73	72	76													72	73	73	76				
66A	351-2																	73	76	76	85				
66A	351-4					76	87	85	87													76	87	85	87
66A	429⊕					1S	5D	1S	5E													1S	5D	1S	5E
66B	250	71	72	71	73													71	72	71	73				
66B	302	72	73	73	76													72	73	73	76				
66B	351-2																	73	85	76	85				
66B	351-4					85	87	85	87													85	87	85	87
66B	429⊕					1S	5D	5D	5E													1S	5D	5D	5E
66C	302	72	76	73	76													73	76	73	85				
66C	351-2																	76	85	76	87				
66C	351-4					85	87	87	1S													85	87	87	1S
66C	429⊕					1S	5E	5D	5E													1S	5E	5D	5E
66E	250	71	72	72	73													71	72	72	73				
66E	302	72	76	73	76													72	76	73	76				
66E	351-2																	73	85	76	85				
66E	351-4					85	87	85	1S													85	87	85	1S
66E	429⊕					1S	5E	5D	5E													1S	5E	5D	5E
71C	250	70	72	71	73													70	72	71	72				
71C	302	72	73	72	76													72	73	72	76				
71C	351-2																	73	76	76	85				
71C	351-4																					76	87	85	87
71C	429⊕																					1S	5D	1S	5E
71D	250	70	72	71	73													70	72	71	73				
71D	302	72	73	72	76													72	73	72	76				
71D	351-2																	73	76	76	85				
71D	351-4																					76	87	85	87
71D	429⊕																					1S	5D	1S	5E
71E	302	72	73	72	76													72	73	73	76				
71E	351-2																	73	76	76	85				
71E	351-4																					76	87	85	87
71E	429⊕																					1S	5D	1S	5E
76F	302	76	85	76	85													76	85	76	87				
76F	351-2																	85	87	85	1S				
76F	351-4					87	1S	1S	5D													87	1S	1S	5D
76F	429⊕					5E	5E	5E	5E													5E	5E	5E	5E

1971 "B" (TORINO - POLICE) -- HEAVY DUTY SPRINGS

54A	250	71	72	71	73													71	72	71	73				
54A	302	72	73	73	76													72	76	73	76				
54A Δ	351-2																	6X	6X	6X	6U				
54A Δ	351-4					6X	6U	6U	6U													6X	6U	6U	6U
54A Δ	429⊕																					6V	6V	6V	6V
54C	250	71	72	71	73													71	72	71	73				
54C	302	72	76	73	76													72	76	73	76				
54C Δ	351-2																	6X	6U	6X	6U				
54C Δ	351-4					6U	6U	6U	6V													6U	6U	6U	6V
54C Δ	429⊕																					6V	6V	6V	6V

⊕ - Cobra jet engine ▲ Refer to Page 1 Section 53 to translate Code Number into Service Part Number.

Δ - With competition suspension

HALPERT_AUCTIONS

5310 - continued **1971 "B" (TORINO - POLICE) -- HEAVY DUTY SPRINGS - continued**

BODY TYPE	TRANS.→	3/S				4/S				O/D				C/M				C4				C6							
	OPT-IONS →		A/C	P/S	A/C & P/S		A/C	P/S	A/C & P/S		A/C	P/S	A/C & P/S		A/C	P/S	A/C & P/S		A/C	P/S	A/C & P/S		A/C	P/S	A/C & P/S		A/C	P/S	A/C & P/S
	ENGINE	▲FRONT SPRING CODE NUMBER																											
65A	250	71	72	71	73													71	72	71	73								
65A	302	72	73	72	76													72	73	73	76								
65A Δ	351-2																	6X	6X	6X	6U								
65A Δ	351-4					6X	6U	6U	6U													6X	6U	6U	6U				
65A Δ	429⊕					6V	6V	6V	6V													6V	6V	6V	6V				

1971 "F" (MUSTANG) -- STANDARD SPRINGS (WITHOUT COMPETITION SUSPENSION)

63D ●	250	4J	4V	4J	25													4J	4V	4J	25								
63D ‡‡	250	4J	4V	4V	25													4J	4V	4V	25								
63D ●	302-2	7M	4F	7M	4E													7M	4F	7M	4E								
63D ‡‡	302-2	7M	4F	4F	4E													7M	4F	4F	4E								
63D ●	351-2	4F	4U	4E	4U									4E	4U	4E	4U												
63D ‡‡	351-2	4E	4U	4E	4U									4E	4U	4U	4D												
63D ●	351-$					4U	4U	4U	4D													4E	4U	4U	4D				
63D ‡‡	351-⊙					4E	4U	4U	4D													4E	4U	4U	4D				
65D ●	250	4J	25	4V	25													4J	25	4V	4E								
65D ‡‡	250	4J	4V	4V	25													4V	25	4V	25								
65D ●	302-2	7M	4E	4F	4E													4F	4E	4F	4U								
65D ‡‡	302-2	4F	4E	4F	4E													4F	4E	4F	4E								
65D ●	351-2	4E	4U	4U	4D									4E	4D	4U	4D												
65D ‡‡	351-2	4E	4U	4U	4D									4E	4U	4U	4D												
65D ●	351-$					4U	4D	4U	4Y													4U	4D	4U	4Y				
65D ‡‡	351-$					4U	4D	4U	4D													4U	4D	4U	4D				
65F ●	250	4J	25	4V	4E													4V	25	4V	4E								
65F ‡‡	250	4V	25	4V	25													4V	25	4V	25								
65F ●	302-2	4F	4E	4F	4U													4F	4E	4F	4U								
65F ‡‡	302-2	4F	4E	4F	4E													4F	4E	4F	4E								
65F ●	351-2	4E	4U	4U	4D									4E	4D	4U	4D												
65F ‡‡	351-2	4E	4U	4U	4D									4E	4U	4U	4D												
65F ●	351-$					4U	4D	4U	4Y													4U	4D	4D	4Y				
65F ‡‡	351-$					4U	4D	4U	4D													4U	4D	4U	4D				
76D ●	250	4V	25	4V	4E													4V	25	25	4E								
76D ‡‡	250	4V	25	4V	25													4V	25	4V	25								
76D ●	302-2	4F	4E	4E	4U													4F	4E	4E	4U								
76D ‡‡	302-2	4F	4E	4F	4E													4F	4E	4F	4E								
76D ●	351-2	4E	4D	4U	4D									4U	4D	4U	4Y												
76D ‡‡	351-2	4E	4U	4U	4D									4E	4U	4U	4D												
76D ●	351-$					4U	4D	4D	4Y													4U	4Y	4D	4Y				
76D ‡‡	351-$					4U	4D	4U	4D													4U	4D	4U	4D				

⊕ - Cobra jet engine Δ - With competition suspension $ - 4B - except CJ

▲ Refer to Page 1 Section 53 to translate Code Number into Service Part Number.

● "Before 11/9/70" ‡‡ "From 11/9/70" ⊙ 4B - except CJ & Boss

COPYRIGHT © 1975 — FORD MOTOR COMPANY — DEARBORN, MICHIGAN

HALPERT_AUCTIONS

5310 - continued 1971 "F" (MUSTANG) -- HEAVY DUTY SPRINGS (WITH COMPETITION SUSPENSION)

BODY TYPE	TRANS.→	3/S				4/S				O/D				C/M				C4				C6							
	OPT-IONS →		A/C	P/S	A/C & P/S		A/C	P/S	A/C & P/S		A/C	P/S	A/C & P/S		A/C	P/S	A/C & P/S		A/C	P/S	A/C & P/S		A/C	P/S	A/C & P/S		A/C	P/S	A/C & P/S
	ENGINE	▲FRONT SPRING CODE NUMBER																											
63D ●	302-2	6Y	4K	4K	4L													6Y	4K	4K	4L								
63D ‡‡	302-2	4K	4K	4K	4L													4K	4K	4K	4L								
63D ●	302-4					4K	4L	4L	4M																				
63D ‡‡	302-4					4L	4L	4L	4M																				
63D ●	351-2	4K	4L	4L	4M									4L	4M	4L	4M												
63D ‡‡	351-2	4L	4L	4L	4M									4L	4M	4L	4M												
63D ●	351 $																					4L	4M	4L	4M				
63D ‡‡	351 ⊙					4L	4M	4M	4M													4L	4M	4M	4M				
63D ●	351 #					4L	4M	4M	1Q													4L	4M	4M	1Q				
63D ‡‡	351 #					4M	4M	4M	1Q													4M	4M	4M	1Q				
63D	351 ♦					4L	4M	4M	4M																				
63D	429 ⊕					7J	7K	7J	7K													7J	7K	7J	7K				
63D	429 ♠					7J	7K	7K	7K													7J	7K	7K	7K				
63R	302-2	4K	4L	4K	4L													4K	4L	4L	4L								
63R ●	351-2	4M	1Q	4M	1Q									4M	1Q	1Q	7E												
63R ‡‡	351-2	4L	4M	4M	4M									4L	4M	4M	4M												
63R ●	351 $					1Q	7E	1Q	7E													1Q	7E	1Q	7E				
63R ‡‡	351 $					4M	4M	4M	1Q													4M	4M	4M	1Q				
63R ●	351 #					1Q	7E	1Q	7E													1Q	7E	1Q	7E				
63R ‡‡	351 #					4M	1Q	4M	1Q													4M	1Q	4M	1Q				
63R ●	429 ⊕					7K	7L	7L	7L													7K	7L	7L	7L				
63R ‡‡	429 ⊕					7J	7K	7K	7K													7J	7K	7K	7K				
63R ●	429 ♠					7L	7L	7L	7L													7L	7L	7L	7L				
63R ‡‡	429 ♠					7K	7K	7K	7L													7K	7K	7K	7L				
65D	302-2	4K	4L	4K	4L													4K	4L	4K	4L								
65D ●	351-2	4L	4M	4L	4M									4L	4M	4M	1Q												
65D ‡‡	351-2	4L	4M	4L	4M									4L	4M	4M	4M												
65D	351 $					4L	4M	4M	1Q													4L	4M	4M	1Q				
65D	351 #					4M	1Q	4M	1Q													4M	1Q	4M	1Q				
65D ●	429 ⊕					7J	7K	7K	7L													7J	7K	7K	7L				
65D ‡‡	429 ⊕					7J	7K	7K	7K													7J	7K	7K	7K				
65D ●	429 ♠					7K	7K	7K	7L													7K	7L	7K	7L				
65D ‡‡	429 ♠					7K	7K	7K	7L													7K	7K	7K	7L				
65F	302-2	4K	4L	4K	4L													4K	4L	4K	4L								
65F ●	351-2	4L	4M	4L	4M									4L	4M	4M	1Q												
65F ‡‡	351-2	4L	4M	4M	4M									4L	4M	4M	4M												
65F ●	351 $					4M	1Q	4M	1Q													4M	1Q	4M	1Q				
65F ‡‡	351 $					4M	4M	4M	1Q													4M	4M	4M	1Q				
65F	351 #					4M	1Q	4M	1Q													4M	1Q	4M	1Q				
65F ●	429 ⊕					7J	7K	7K	7L													7J	7K	7K	7L				
65F ‡‡	429 ⊕					7J	7K	7K	7K													7J	7K	7K	7K				
65F ●	429 ♠					7K	7L	7K	7L													7K	7L	7K	7L				
65F ‡‡	429 ♠					7K	7K	7K	7L													7K	7K	7K	7L				

▲ Refer to Page 1 Section 53 to translate Code Number into Service Part Number.
♦ - 4B Boss
\# - 4B - CJ
♠ - Super Cobra jet engine
‡‡ "From 11/9/70"
⊕ - Cobra jet engine
$ - 4B except CJ
● "Before 11/9/70"
⊙ - 4B - except CJ & Boss

HALPERT_AUCTIONS

5310 - continued

1971 "F" (MUSTANG) -- HEAVY DUTY SPRINGS (WITH COMPETITION SUSPENSION) - continued

BODY TYPE	TRANS→	3/S				4/S				O/D				C/M				C4				C6							
	OPT-IONS →		A/C	P/S	A/C & P/S		A/C	P/S	A/C & P/S		A/C	P/S	A/C & P/S		A/C	P/S	A/C & P/S		A/C	P/S	A/C & P/S		A/C	P/S	A/C & P/S		A/C	P/S	A/C & P/S
	ENGINE	▲FRONT SPRING CODE NUMBER																											
76D ●	302-2	4K	4L	4L	4M													4K	4L	4L	4M								
76D ‡‡	302-2	4K	4L	4K	4L													4K	4L	4K	4L								
76D ●	351-2	4L	4M	4M	1Q									4L	4M	4M	1Q												
76D ‡‡	351-2	4L	4M	4M	4M									4L	4M	4M	4M												
76D ●	351 $					4M	1Q	4M	1Q													4M	1Q	4M	1Q				
76D ‡‡	351 $					4M	4M	4M	1Q													4M	4M	4M	1Q				
76D ●	351 #					4M	1Q	1Q	7E													4M	1Q	1Q	7E				
76D ‡‡	351 #					4M	1Q	4M	1Q													4M	1Q	4M	1Q				
76D ●	429 ⊕					7K	7K	7K	7L													7K	7L	7K	7L				
76D ‡‡	429 ⊕					7J	7K	7K	7K													7J	7K	7K	7K				
76D ●	429 ♦					7K	7L	7K	7L													7K	7L	7K	7L				
76D ‡‡	429 ♦					7K	7K	7K	7L													7K	7K	7K	7L				

1971 "L" (PINTO) -- STANDARD SPRINGS

62	98 1600cc					7G																							
62	122 2000cc					7G	7H											7F	7H										
64	98 1600cc					7G																							
64	122 2000cc					7G	7H											7F	7H										

1971 "P" (MAVERICK) -- STANDARD SPRINGS

54A	170	6N	6S	6P	6S																								
54A	200	6N	6S	6P	6S													6N	6S	6P	6S								
54A	250																	6P	6T	6S	6T								
54A	302	6T	4V	6R	4V													6T	4V	6R	4V								
62A	170	6M	6N	6M	6P																								
62A	200	6M	6P	6M	6P													6M	6N	6M	6P								
62A	250																	6N	6P	6N	6S								
62A	302	6S	6T	6S	6R													6S	6T	6S	6R								
62D	170	6N	6P	6N	6S																								
62D	200	6N	6S	6N	6S													6N	6S	6N	6S								
62D	250																	6P	6S	6P	6T								
62D	302	6T	6R	6T	4V													6T	6R	6T	4V								

▲ Refer to Page 1 Section 53 to translate Code Number into Service Part Number.

\# - 4B - CJ

⊕ - Cobra jet engine

♦ - Super Cobra jet engine

$ - 4B except CJ

‡‡ "From 11/9/70"

● "Before 11/9/70"

COPYRIGHT © 1975 — FORD MOTOR COMPANY — DEARBORN, MICHIGAN

FINAL ISSUE

HALPERT_AUCTIONS

5310 - continued

1971 "P" (MAVERICK) -- HEAVY DUTY SPRINGS

BODY TYPE	TRANS.→	3/S				4/S				O/D				C/M				C4				C6							
	OPT-IONS →		A/C	P/S	A/C & P/S		A/C	P/S	A/C & P/S		A/C	P/S	A/C & P/S		A/C	P/S	A/C & P/S		A/C	P/S	A/C & P/S		A/C	P/S	A/C & P/S		A/C	P/S	A/C & P/S
	ENGINE	▲ FRONT SPRING CODE NUMBER																											
54A	170	7C	6Z	7C	7A																								
54A	200	7C	6Z	6Z	7A													7C	6Z	6Z	7A								
54A	250																	6Z	7A	6Z	7A								
54A	302	7A	7P	7B	7P													7A	7P	7B	7P								
62A	170	7D	7C	7D	6Z																								
62A	200	7D	7C	7D	6Z													7D	7C	7D	6Z								
62A	250																	7C	6Z	7C	6Z								
62A	302	6Z	7B	7A	7B													6Z	7B	7A	7B								
62D	170	7C	6Z	7C	6Z																								
62D	200	7C	6Z	7C	7A													7C	6Z	7C	6Z								
62D	250																	6Z	7A	6Z	7A								
62D	302	7A	7B	7A	7P													7A	7B	7A	7P								

1971 "S" (THUNDERBIRD) -- STANDARD SPRINGS

57	429																					97	98						
65	429																					1E	1F						

1971 "S" (THUNDERBIRD) -- HEAVY DUTY SPRINGS

57	429																					1G	1H						
65	429																					6F	1G						

1971 "U" (BRONCO) -- STANDARD SPRINGS

97, 98	170	6H																											
97, 98	302	6J																											

1971 "U" (BRONCO) -- HEAVY DUTY SPRINGS

97, 98	All	6G																											

1971 "U" (BRONCO) -- EXTRA HEAVY DUTY SPRINGS

97, 98	All	3S																											

▲ Refer to Page 1 Section 53 to translate Code Number into Service Part Number.

HALPERT_AUCTIONS

5310 SPRING (FRONT COIL)

HOW TO FIND 1972 FRONT SPRING PART NUMBERS

1) To determine Front Spring Part Number you must know:
   a) YEAR
   b) CAR LINE
   c) BODY TYPE
   d) ENGINE
   e) Whether SPRING required is STANDARD or HEAVY DUTY.
   f) TRANSMISSION
   g) Whether car is equipped with AIR CONDITIONING, POWER STEERING or BOTH.
2) Using this information, refer to the listing on the following pages.
3) Locate the appropriate Front Spring Code Number.
4) **Translate the Code Number into a Service Part Number by referring to the Cross Reference listing starting on page 1 of Section 53.**

   Read down to locate correct Code Number.
   Read across to locate Front Spring Part Number.
   (Color Identification, Normal Load, Number of Coils, Wire Diameter and Free Length are also listed).

EXAMPLE:
   a) Year 1972
   b) Car Line FORD
   c) Body Type 53H
   d) Engine 351-C
   e) Spring Type STANDARD
   f) Transmission C/M (Cruis-O-Matic)
   g) Additional Equipment Air Conditioning (with Power Steering)

Front Spring Code Number listed is 6B.
Part Number shown for Code 6B (Section 53 page 7) is C8SZ 5310-A.

BODY TYPE	TRANS.→	3/S				4/S				O/D				C/M				C4				C6							
	OPT-IONS →		A/C	P/S	A/C & P/S		A/C	P/S	A/C & P/S		A/C	P/S	A/C & P/S		A/C	P/S	A/C & P/S		A/C	P/S	A/C & P/S		A/C	P/S	A/C & P/S		A/C	P/S	A/C & P/S
	ENGINE	▲ FRONT SPRING CODE NUMBER																											
1972 "A" (FORD) -- STANDARD SPRINGS																													
53H (N5)	351-C													4Z	5A	5A	6B												
53H (N7)	351-C													4Z	5A	4Z	6B												
53H (N10)	351-C													4Z	8A	4Z	6B												
53H (N5)	351-W													4Z	5A	4Z	6B	4Z	5A	4Z	5A								
53H (N7)	351-W													4Z	5A	4Z	5A	4Z	5A	4Z	5A								
53H (N10)	351-W													4Z	8A	4Z	8A	4Z	8A	4Z	8A								
53H (N5)	400																					5A	6B	6B	6C				
53H (N7)	400																					5A	6B	5A	6B				
53H (N10)	400																					8A	6B	8A	6B				
53H (N9)	429																					6B	6C	6B	6C				
53H (N10)	429																					6B	8B	6B	8B				
53K (N5)	351-C													5A	6B	5A	6B												
53K (N7)	351-C													4Z	5A	4Z	6B												
53K (N10)	351-C													4Z	8A	4Z	6B												
53K (N5)	351-W													4Z	6B	5A	6B	4Z	5A	5A	6B								
53K (N7)	351-W													4Z	5A	4Z	5A	94	5A	4Z	5A								
53K (N10)	351-W													4Z	8A	4Z	8A	94	8A	4Z	8A								
53K (N5)	400																					6B	6C	6B	6C				
53K (N7)	400																					5A	6B	5A	6B				
53K (N10)	400																					8A	6B	8A	6B				
53K (N5)	429																					6B	6C	6C	4B				
53K (N7)	429																					6B	6C	6B	6C				
53K (N10)	429																					6B	8B	6B	8B				

▲ Refer to Page 1 Section 53 to translate Code Number into Service Part Number.
(N5) "Before 10/18/71" (N7) "From 10/18/71 to 11/15/71" (N9) "Before 11/15/71" (N10) "From 11/15/71"

COPYRIGHT © 1975 — FORD MOTOR COMPANY — DEARBORN, MICHIGAN
FINAL ISSUE

5310 - continued 1972 "A" (FORD) -- STANDARD SPRINGS - continued

BODY TYPE	TRANS.→	3/S				4/S				O/D				C/M				C4				C6							
	OPT-IONS →		A/C	P/S	A/C & P/S		A/C	P/S	A/C & P/S		A/C	P/S	A/C & P/S		A/C	P/S	A/C & P/S		A/C	P/S	A/C & P/S		A/C	P/S	A/C & P/S		A/C	P/S	A/C & P/S
	ENGINE	▲ FRONT SPRING CODE NUMBER																											
54B (N5)	240													93	94	94	4Z												
54B (N6)	240													92	94	93	94	92	93	92	94								
54B (N5)	302													94	4Z	94	4Z												
54B (N6)	302													93	94	93	4Z	92	94	93	94								
54B (exc. P/C) (N5)	351-C													4Z	5A	4Z	5A												
54B (exc. P/C) (N7)	351-C													94	4Z	94	5A												
54B (exc. P/C) (N10)	351-C													94	4Z	94	8A												
54B (P/C) (N5)	351-C													78	78	78	78												
54B (P/C) (N8)	351-C													3Z	78	3Z	78												
54B (P/C) (N13)	351-C													81	81	81	81												
54B (exc. P/C) (N5)	351-W													94	5A	4Z	5A	94	4Z	4Z	5A								
54B (exc. P/C) (N6)	351-W													94	4Z	94	4Z	93	4Z	94	4Z								
54B (P/C) (N5)	351-W													3Z	78	78	78												
54B (P/C) (N8)	351-W													3Z	78	3Z	78												
54B (P/C) (N13)	351-W													78	81	81	81												
54B (exc. P/C) (N5)	400																					5A	6B	5A	6B				
54B (exc. P/C) (N7)	400																					4Z	5A	4Z	5A				
54B (exc. P/C) (N10)	400																					4Z	8A	4Z	8A				
54B (P/C) (N5)	400																					78	81	78	81				
54B (P/C) (N8)	400																					3Z	78	78	78				
54B (P/C) (N13)	400																					81	81	81	8E				
54B (exc. P/C) (N5)	429																					5A	6B	6B	6C				
54B (exc. P/C) (N7)	429																					5A	6B	5A	6B				
54B (exc. P/C) (N10)	429																					8A	6B	8A	6B				
54B (P/C) (N5)	429 ⁂																					78	81	81	81				
54B (P/C) (N8)	429 ⁂																					78	81	78	81				
54B (P/C) (N13)	429 ⁂																					81	8E	8E	8E				

▲ Refer to Page 1 Section 53 to translate Code Number into Service Part Number.

(N5) "Before 10/18/71"
(N6) "From 10/18/71"
(N7) "From 10/18/71 to 11/15/71"
(N8) "From 10/18/71 to 1/3/72"
⁂ 4B-exc. Police Interceptor
(N10) "From 11/15/71"
(N13) "From 1/3/72"

HALPERT_AUCTIONS

5310 - continued 1972 "A" (FORD) -- STANDARD SPRINGS - continued

BODY TYPE	TRANS. →	3/S				4/S				O/D				C/M				C4				C6							
	OPT-IONS →		A/C	P/S	A/C & P/S		A/C	P/S	A/C & P/S		A/C	P/S	A/C & P/S		A/C	P/S	A/C & P/S		A/C	P/S	A/C & P/S		A/C	P/S	A/C & P/S		A/C	P/S	A/C & P/S
	ENGINE	▲ FRONT SPRING CODE NUMBER																											
54B(P/C) (N5)	429 ⊙																					78	81	81	81				
54B(P/C) (N8)	429 ⊙																					78	81	78	81				
54B(P/C) (N18)	429 ⊙																					8E	8E	8E	8E				
54B(P/C) (N20)	429 ⊙																					8E	8E	8E	1K				
54D (N5)	240													93	4Z	94	4Z												
54D (N6)	240													92	94	93	94	92	93	92	94								
54D (N5)	302													94	4Z	94	4Z												
54D (N6)	302													93	94	93	4Z	92	94	93	94								
54D(exc.P/C) (N5)	351-C													4Z	5A	4Z	5A												
54D(exc.P/C) (N7)	351-C													94	4Z	94	5A												
54D(exc.P/C) (N10)	351-C													94	4Z	94	8A												
54D(P/C) (N5)	351-C													78	78	78	78												
54D(P/C) (N8)	351-C													3Z	78	3Z	78												
54D(P/C) (N13)	351-C													81	81	81	81												
54D(exc.P/C) (N5)	351-W													94	5A	4Z	5A	94	4Z	4Z	5A								
54D(exc.P/C) (N6)	351-W													94	4Z	94	4Z	93	4Z	94	4Z								
54D(P/C) (N5)	351-W													3Z	78	78	78												
54D(P/C) (N8)	351-W													3Z	78	3Z	78												
54D(P/C) (N13)	351-W													78	81	81	81												
54D(exc.P/C) (N5)	400																					5A	6B	5A	6B				
54D(exc.P/C) (N7)	400																					4Z	5A	4Z	5A				
54D(exc.P/C) (N10)	400																					4Z	8A	4Z	8A				
54D(P/C) (N5)	400																					78	81	78	81				
54D(P/C) (N8)	400																					78	78	78	78				
54D(P/C) (N13)	400																					81	81	81	8E				

▲ Refer to Page 1 Section 53 to translate Code Number into Service Part Number. ⊙ 4B-Police Interceptor

(N5) "Before 10/18/71" (N8) "From 10/18/71 to 1/3/72" (N18) "From 1/3/72 to 2/28/72"

(N6) "From 10/18/71" (N10) "From 11/15/71" (N20) "From 2/28/72"

(N7) "From 10/18/71 to 11/15/71" (N13) "From 1/3/72"

COPYRIGHT © 1975 — FORD MOTOR COMPANY — DEARBORN, MICHIGAN
FINAL ISSUE

HALPERT_AUCTIONS

5310 - continued 1972 "A" (FORD) -- STANDARD SPRINGS - continued

BODY TYPE	TRANS→	3/S				4/S				O/D				C/M				C4				C6							
	OPT-IONS →		A/C	P/S	A/C & P/S		A/C	P/S	A/C & P/S		A/C	P/S	A/C & P/S		A/C	P/S	A/C & P/S		A/C	P/S	A/C & P/S		A/C	P/S	A/C & P/S		A/C	P/S	A/C & P/S
	ENGINE	▲ FRONT SPRING CODE NUMBER																											
54D(exc.P/C) (N5)	429																					5A	6B	6B	6C				
54D(exc.P/C) (N7)	429																					5A	6B	5A	6B				
54D(exc.P/C) (N10)	429																					8A	6B	8A	6B				
54D(P/C) (N5)	429 ⊿																					78	81	81	81				
54D(P/C) (N8)	429 ⊿																					78	81	78	81				
54D(P/C) (N13)	429 ⊿																					81	8E	8E	8E				
54D(P/C) (N5)	429 ⊙																					78	81	81	81				
54D(P/C) (N8)	429 ⊙																					78	81	78	81				
54D(P/C) (N18)	429 ⊙																					8E	8E	8E	8E				
54D(P/C) (N20)	429 ⊙																					8E	8E	8E	1K				
54F (N5)	240													93	4Z	94	4Z												
54F (N6)	240													93	94	93	4Z	93	94	93	94								
54F (N5)	302													94	4Z	94	4Z												
54F (N6)	302													93	4Z	94	4Z	93	94	94	4Z								
54F(exc.P/C) (N5)	351-C													4Z	5A	4Z	5A												
54F(exc.P/C) (N7)	351-C													4Z	5A	4Z	5A												
54F(exc.P/C) (N10)	351-C													4Z	8A	4Z	8A												
54F(P/C) (N5)	351-C													78	78	78	78												
54F(P/C) (N8)	351-C													3Z	78	78	78												
54F(P/C) (N13)	351-C													81	81	81	8E												
54F(exc.P/C) (N5)	351-W													94	5A	4Z	5A	94	4Z	4Z	5A								
54F(exc.P/C) (N7)	351-W													94	5A	4Z	5A	94	4Z	94	5A								
54F(exc.P/C) (N10)	351-W													94	8A	4Z	8A	94	4Z	94	8A								
54F(P/C) (N12)	351-W													3Z	78	78	78												
54F(P/C) (N13)	351-W													81	81	81	8E												

▲ Refer to Page 1 Section 53 to translate Code Number into Service Part Number.

⊿ 4B-exc. Police Interceptor

⊙ 4B-Police Interceptor

(N5) "Before 10/18/71"

(N6) "From 10/18/71"

(N7) "From 10/18/71 to 11/15/71"

(N8) "From 10/18/71 to 1/3/72"

(N10) "From 11/15/71"

(N12) "Before 1/3/72"

(N13) "From 1/3/72"

(N18) "From 1/3/72 to 2/28/72"

(N20) "From 2/28/72"

HALPERT_AUCTIONS

5310 - continued 1972 "A" (FORD) -- STANDARD SPRINGS - continued

BODY TYPE	TRANS. → / OPTIONS → / ENGINE	3/S				4/S				O/D				C/M				C4				C6							
			A/C	P/S	A/C & P/S		A/C	P/S	A/C & P/S		A/C	P/S	A/C & P/S		A/C	P/S	A/C & P/S		A/C	P/S	A/C & P/S		A/C	P/S	A/C & P/S		A/C	P/S	A/C & P/S
		▲ FRONT SPRING CODE NUMBER																											
54F (exc.P/C) (N5)	400																					5A	6B	5A	6B				
54F(exc.P/C) (N7)	400																					4Z	5A	5A	6B				
54F(exc.P/C) (N10)	400																					4Z	8A	8A	6B				
54F(P/C) (N5)	400																					78	81	78	81				
54F(P/C) (N8)	400																					78	78	78	81				
54F(P/C) (N13)	400																					81	8E	81	8E				
54F(exc.P/C) (N5)	429																					5A	6B	6B	6C				
54F(exc.P/C) (N7)	429																					5A	6C	6B	6C				
54F(exc.P/C) (N10)	429																					8A	8B	6B	8B				
54F(P/C) (N12)	429 ⊿																					78	81	81	81				
54F(P/C) (N18)	429 ⊿																					8E	8E	8E	8E				
54F(P/C) (N20)	429 ⊿																					8E	8E	8E	1K				
54F(P/C) (N12)	429 ⊙																					78	81	81	81				
54F(P/C) (N18)	429 ⊙																					8E	8E	8E	8E				
54F(P/C) (N20)	429 ⊙																					8E	1K	8E	1K				
57F (N5)	240													94	4Z	94	4Z												
57F (N6)	240													93	94	94	4Z	93	94	93	4Z								
57F (N5)	302													94	4Z	94	5A												
57F (N6)	302													94	4Z	94	4Z	93	4Z	94	4Z								
57F (exc.P/C) (N5)	351-C													4Z	5A	4Z	6B												
57F(exc.P/C) (N7)	351-C													4Z	5A	4Z	5A												
57F(exc.P/C) (N10)	351-C													4Z	8A	4Z	8A												
57F(P/C) (N5)	351-C													78	78	78	81												
57F(P/C) (N8)	351-C													78	78	78	78												
57F(P/C) (N13)	351-C													81	81	81	8E												

▲ Refer to Page 1 Section 53 to translate Code Number into Service Part Number.

⊿ 4B-exc. Police Interceptor ⊙ 4B-Police Interceptor

(N5) "Before 10/18/71" (N8) "From 10/18/71 to 1/3/72" (N13) "From 1/3/72"

(N6) "From 10/18/71" (N10) "From 11/15/71" (N18) "From 1/3/72 to 2/28/72"

(N7) "From 10/18/71 to 11/15/71" (N12) "Before 1/3/72" (N20) "From 2/28/72"

COPYRIGHT © 1975 — FORD MOTOR COMPANY — DEARBORN, MICHIGAN

FINAL ISSUE

HALPERT_AUCTIONS

5310 - continued 1972 "A" (FORD) -- STANDARD SPRINGS - continued

BODY TYPE	TRANS.→	3/S				4/S				O/D				C/M				C4				C6							
	OPT-IONS →		A/C	P/S	A/C & P/S		A/C	P/S	A/C & P/S		A/C	P/S	A/C & P/S		A/C	P/S	A/C & P/S		A/C	P/S	A/C & P/S		A/C	P/S	A/C & P/S		A/C	P/S	A/C & P/S
	ENGINE	▲ FRONT SPRING CODE NUMBER																											
57F(exc.P/C) (N5)	351-W													4Z	5A	4Z	5A	4Z	5A	4Z	5A								
57F(exc.P/C) (N7)	351-W													94	5A	4Z	5A	94	4Z	4Z	5A								
57F(exc.P/C) (N10)	351-W													94	8A	4Z	8A	94	4Z	4Z	8A								
57F(P/C) (N5)	351-W													78	78	78	78												
57F(P/C) (N8)	351-W													3Z	78	78	78												
57F(P/C) (N13)	351-W													81	81	81	8E												
57F(exc.P/C) (N5)	400																					5A	6B	6B	6C				
57F(exc.P/C) (N7)	400																					4Z	6B	5A	6B				
57F(exc.P/C) (N10)	400																					4Z	6B	8A	6B				
57F(P/C) (N5)	400																					78	81	81	81				
57F(P/C) (N8)	400																					78	81	78	81				
57F(P/C) (N13)	400																					81	8E	81	8E				
57F(exc.P/C) (N9)	429																					6B	6C	6B	6C				
57F(exc.P/C) (N10)	429																					6B	8B	6B	8B				
57F(P/C) (N12)	429 ⊿																					81	81	81	81				
57F(P/C) (N18)	429 ⊿																					8E	8E	8E	8E				
57F(P/C) (N20)	429 ⊿																					8E	1K	8E	1K				
57F(P/C) (N12)	429 ⊙																					81	81	81	81				
57F(P/C) (N18)	429 ⊙																					8E	8E	8E	8E				
57F(P/C) (N20)	429 ⊙																					8E	1K	8E	1K				
57H (N5)	351-C													94	5A	4Z	5A												
57H (N7)	351-C													4Z	5A	4Z	6B												
57H (N10)	351-C													4Z	8A	4Z	6B												
57H (N5)	351-W													94	4Z	4Z	5A	94	4Z	94	5A								
57H (N7)	351-W													4Z	5A	4Z	5A	94	5A	4Z	5A								
57H (N10)	351-W													4Z	8A	4Z	8A	94	8A	4Z	8A								
57H (N5)	400																					4Z	6B	5A	6B				
57H (N7)	400																					5A	6B	5A	6B				
57H (N10)	400																					8A	6B	8A	6B				
57H (N5)	429																					5A	6B	5A	6C				
57H (N7)	429																					6B	6C	6B	6C				
57H (N10)	429																					6B	8B	6B	8B				

▲ Refer to Page 1 Section 53 to translate Code Number into Service Part Number.

⊿ 4B-exc. Police Interceptor ⊙ 4B-Police Interceptor

(N5) "Before 10/18/71" (N9) "Before 11/15/71" (N13) "From 1/3/72"

(N7) "From 10/18/71 to 11/15/71" (N10) "From 11/15/71" (N18) "From 1/3/72 to 2/28/72"

(N8) "From 10/18/71 to 1/3/72" (N12) "Before 1/3/72" (N20) "From 2/28/72"

HALPERT_AUCTIONS

5310 - continued 1972 "A" (FORD) -- STANDARD SPRINGS - continued

BODY TYPE	TRANS.→	3/S				4/S				O/D				C/M				C4				C6							
	OPT-IONS →		A/C	P/S	A/C & P/S		A/C	P/S	A/C & P/S		A/C	P/S	A/C & P/S		A/C	P/S	A/C & P/S		A/C	P/S	A/C & P/S		A/C	P/S	A/C & P/S		A/C	P/S	A/C & P/S
	ENGINE	▲ FRONT SPRING CODE NUMBER																											
57K (N5)	351-C													4Z	5A	4Z	5A												
57K (N7)	351-C													4Z	5A	4Z	6B												
57K (N10)	351-C													4Z	8A	4Z	6B												
57K (N9)	351-W													4Z	5A	4Z	5A	94	5A	4Z	5A								
57K (N10)	351-W													4Z	8A	4Z	8A	94	8A	4Z	8A								
57K (N5)	400																					5A	6B	5A	6C				
57K (N7)	400																					5A	6B	5A	6B				
57K (N10)	400																					8A	6B	8A	6B				
57K (N5)	429																					5A	6C	6B	6C				
57K (N7)	429																					6B	6C	6B	6C				
57K (N10)	429																					6B	8B	6B	8B				
65D	240													93	4Z	94	4Z	93	94	93	4Z								
65D	302													94	4Z	94	4Z	93	4Z	94	4Z								
65D (N9)	351-C													4Z	5A	4Z	6B												
65D (N10)	351-C													4Z	8A	4Z	6B												
65D (N9)	351-W													4Z	5A	4Z	5A	94	5A	4Z	5A								
65D (N10)	351-W													4Z	8A	4Z	8A	94	8A	4Z	8A								
65D (N5)	400																					5A	6B	5A	6C				
65D (N7)	400																					4Z	6B	5A	6B				
65D (N10)	400																					4Z	6B	8A	6B				
65D (N5)	429																					5A	6C	6B	6C				
65D (N7)	429																					6B	6C	6B	6C				
65D (N10)	429																					6B	8B	6B	8B				
65F	240													93	4Z	94	4Z	93	94	93	4Z								
65F	302													94	4Z	94	4Z	93	4Z	94	4Z								
65F (exc. P/C) (N9)	351-C													4Z	5A	4Z	5A												
65F (exc. P/C) (N10)	351-C													4Z	8A	4Z	8A												
65F (P/C) (N12)	351-C													78	78	78	78												
65F (P/C) (N13)	351-C													81	8E	81	8E												
65F (exc. P/C) (N9)	351-W													4Z	5A	4Z	5A	94	4Z	4Z	5A								
65F (exc. P/C) (N10)	351-W													4Z	8A	4Z	8A	94	4Z	4Z	8A								
65F (P/C) (N12)	351-W													3Z	78	78	78												
65F (P/C) (N13)	351-W													81	81	81	8E												
65F (exc. P/C) (N5)	400																					5A	6B	5A	6B				
65F (exc. P/C) (N7)	400																					4Z	6B	5A	6B				
65F (exc. P/C) (N10)	400																					4Z	6B	8A	6B				

▲ Refer to Page 1 Section 53 to translate Code Number into Service Part Number.

(N5) "Before 10/18/71" (N9) "Before 11/15/71" (N12) "Before 1/3/72"

(N7) "From 10/18/71 to 11/15/71" (N10) "From 11/15/71" (N13) "From 1/3/72"

COPYRIGHT © 1975 — FORD MOTOR COMPANY — DEARBORN, MICHIGAN

FINAL ISSUE

HALPERT_AUCTIONS

5310 - continued 1972 "A" (FORD) -- STANDARD SPRINGS - continued

BODY TYPE	TRANS.→	3/S				4/S				O/D				C/M				C4				C6							
	OPT-IONS →		A/C	P/S	A/C & P/S		A/C	P/S	A/C & P/S		A/C	P/S	A/C & P/S		A/C	P/S	A/C & P/S		A/C	P/S	A/C & P/S		A/C	P/S	A/C & P/S		A/C	P/S	A/C & P/S
	ENGINE	▲ FRONT SPRING CODE NUMBER																											
65F(P/C) (N12)	400																					78	81	78	81				
65F(P/C) (N13)	400																					81	8E	81	8E				
65F(exc.P/C) (N5)	429																					5A	6B	6B	6C				
65F(exc.P/C) (N7)	429																					6B	6C	6B	6C				
65F(exc.P/C) (N10)	429																					6B	8B	6B	8B				
65F(P/C) (N5)	429 ⊿																					78	81	81	81				
65F(P/C) (N8)	429 ⊿																					81	81	81	81				
65F(P/C) (N18)	429 ⊿																					8E	8E	8E	8E				
65F(P/C) (N20)	429 ⊿																					8E	1K	8E	1K				
65F(P/C) (N5)	429 ⊙																					78	81	81	81				
65F(P/C) (N8)	429 ⊙																					81	81	81	81				
65F(P/C) (N18)	429 ⊙																					8E	8E	8E	8E				
65F(P/C) (N20)	429 ⊙																					8E	1K	8E	1K				
65H (N5)	351-C													4Z	6B	5A	6B												
65H (N7)	351-C													4Z	5A	4Z	5A												
65H (N10)	351-C													4Z	8A	4Z	8A												
65H (N5)	351-W													4Z	5A	5A	6B	4Z	5A	4Z	5A								
65H (N7)	351-W													4Z	5A	4Z	5A	94	5A	4Z	5A								
65H (N10)	351-W													4Z	8A	4Z	8A	94	8A	4Z	8A								
65H (N5)	400																					5A	6C	6B	6C				
65H (N7)	400																					4Z	6B	5A	6B				
65H (N10)	400																					4Z	6B	8A	6B				
65H (N9)	429																					6B	6C	6B	6C				
65H (N10)	429																					6B	8B	6B	8B				
65K (N5)	351-C													5A	6B	5A	6B												
65K (N7)	351-C													4Z	5A	4Z	6B												
65K (N10)	351-C													4Z	8A	4Z	6B												
65K (N5)	351-W													6B	6B	5A	6B	4Z	5A	5A	6B								
65K (N7)	351-W													4Z	5A	4Z	5A	94	5A	4Z	5A								
65K (N10)	351-W													4Z	8A	4Z	8A	94	8A	4Z	8A								
65K (N5)	400																					6B	6C	6B	6C				
65K (N7)	400																					5A	6B	5A	6B				
65K (N10)	400																					8A	6B	8A	6B				
65K (N5)	429																					6B	6C	6C	4B				
65K (N7)	429																					6B	6C	6B	6C				
65K (N10)	429																					6B	8B	6B	8B				

▲ Refer to Page 1 Section 53 to translate Code Number into Service Part Number.

⊿ 4B-exc. Police Interceptor

⊙ 4B-Police Interceptor

(N5) "Before 10/18/71"

(N7) "From 10/18/71 to 11/15/71"

(N8) "From 10/18/71 to 1/3/72"

(N9) "Before 11/15/71"

(N10) "From 11/15/71"

(N12) "Before 1/3/72"

(N13) "From 1/3/72"

(N18) "From 1/3/72 to 2/28/72"

(N20) "From 2/28/72"

HALPERT_AUCTIONS

5310 - continued 1972 "A" (FORD) -- STANDARD SPRINGS - continued

BODY TYPE	TRANS.→	3/S				4/S				O/D				C/M				C4				C6							
	OPT-IONS →		A/C	P/S	A/C & P/S		A/C	P/S	A/C & P/S		A/C	P/S	A/C & P/S		A/C	P/S	A/C & P/S		A/C	P/S	A/C & P/S		A/C	P/S	A/C & P/S		A/C	P/S	A/C & P/S
	ENGINE	▲ FRONT SPRING CODE NUMBER																											
71B	302													93	94	93	4Z	92	94	93	94								
71B(exc.P/C) (N9)	351-C													94	4Z	94	5A												
71B(exc.P/C) (N10)	351-C													94	4Z	94	8A												
71B(P/C) (N12)	351-C													3Y	3Z	3Z	3Z												
71B(P/C) (N13)	351-C													3Z	78	3Z	78												
71B(exc.P/C)	351-W													94	4Z	94	4Z	93	4Z	94	4Z								
71B(P/C) (N12)	351-W													3Y	3Z	3Y	3Z												
71B(P/C) (N13)	351-W													3Z	78	3Z	78												
71B(exc.P/C) (N5)	400																					4Z	5A	4Z	6B				
71B(exc.P/C) (N7)	400																					4Z	5A	4Z	5A				
71B(exc.P/C) (N10)	400																					4Z	8A	4Z	8A				
71B(P/C) (N12)	400																					3Z	78	3Z	78				
71B(P/C) (N13)	400																					3Z	78	78	78				
71B(exc.P/C) (N9)	429																					5A	6B	5A	6B				
71B(exc.P/C) (N10)	429																					8A	6B	8A	6B				
71B(P/C) (N5)	429 ⅄																					3Z	78	78	78				
71B(P/C) (N8)	429 ⅄																					78	78	78	78				
71B(P/C) (N13)	429 ⅄																					78	81	78	81				
71B(P/C) (N5)	429 ⊙																					3Z	78	78	78				
71B(P/C) (N8)	429 ⊙																					78	78	78	78				
71B(P/C) (N13)	429 ⊙																					78	81	81	81				
71D	302													93	94	93	4Z	93	94	93	94								
71D(exc.P/C) (N9)	351-C													94	4Z	4Z	5A												
71D(exc.P/C) (N10)	351-C													94	4Z	4Z	8A												
71D(P/C) (N12)	351-C													3Y	3Z	3Z	78												
71D(P/C) (N13)	351-C													3Z	78	3Z	78												

▲ Refer to Page 1 Section 53 to translate Code Number into Service Part Number.

⅄ 4B-exc. Police Interceptor ⊙ 4B-Police Interceptor

(N5) "Before 10/18/71" (N9) "Before 11/15/71" (N12) "Before 1/3/72"

(N7) "From 10/18/71 to 11/15/71" (N10) "From 11/15/71" (N13) "From 1/3/72"

(N8) "From 10/18/71 to 1/3/72"

COPYRIGHT © 1975 — FORD MOTOR COMPANY — DEARBORN, MICHIGAN

FINAL ISSUE

5310 - continued 1972 "A" (FORD) -- STANDARD SPRINGS - continued

BODY TYPE	TRANS.→	3/S				4/S				O/D				C/M				C4				C6							
	OPT-IONS →		A/C	P/S	A/C & P/S		A/C	P/S	A/C & P/S		A/C	P/S	A/C & P/S		A/C	P/S	A/C & P/S		A/C	P/S	A/C & P/S		A/C	P/S	A/C & P/S		A/C	P/S	A/C & P/S
	ENGINE	▲ FRONT SPRING CODE NUMBER																											
71D(exc.P/C) (N9)	351-W													94	4Z	94	5A	94	4Z	94	4Z								
71D(exc.P/C) (N10)	351-W													94	4Z	94	8A	94	4Z	94	4Z								
71D(P/C) (N12)	351-W													3Y	3Z	3Z	3Z												
71D(P/C) (N13)	351-W													3Z	78	3Z	78												
71D(exc.P/C) (N5)	400																					4Z	5A	5A	6B				
71D(exc.P/C) (N7)	400																					4Z	5A	4Z	5A				
71D(exc.P/C) (N10)	400																					4Z	8A	4Z	8A				
71D(P/C) (N12)	400																					3Z	78	3Z	78				
71D(P/C) (N13)	400																					3Z	78	78	78				
71D(exc.P/C) (N5)	429																					5A	6B	5A	6B				
71D(exc.P/C) (N7)	429																					5A	6B	5A	6C				
71D(exc.P/C) (N10)	429																					8A	6B	8A	8B				
71D(P/C) (N5)	429 ⊿																					3Z	78	78	78				
71D(P/C) (N8)	429 ⊿																					78	78	78	81				
71D(P/C) (N13)	429 ⊿																					78	81	78	81				
71D(P/C) (N5)	429 ⊙																					3Z	78	78	78				
71D(P/C) (N8)	429 ⊙																					78	78	78	81				
71D(P/C) (N13)	429 ⊙																					78	81	81	81				
71F	302													93	94	94	4Z	93	94	93	4Z								
71F(exc.P/C) (N9)	351-C													94	4Z	4Z	5A												
71F(exc.P/C) (N10)	351-C													94	4Z	4Z	8A												
71F(P/C) (N12)	351-C													3Y	3Z	3Z	78												
71F(P/C) (N13)	351-C													3Z	78	3Z	78												
71F(exc.P/C) (N9)	351-W													94	4Z	94	5A	94	4Z	94	4Z								

▲ Refer to Page 1 Section 53 to translate Code Number into Service Part Number.

⊿ 4B-exc. Police Interceptor ⊙ 4B-Police Interceptor

(N5) "Before 10/18/71 (N9) "Before 11/15/71" (N12) "Before 1/3/72"

(N7) "From 10/18/71 to 11/15/71" (N10) "From 11/15/71" (N13) "From 1/3/72"

(N8) "From 10/18/71 to 1/3/72"

HALPERT_AUCTIONS

5310 - continued 1972 "A" (FORD) -- STANDARD SPRINGS - continued

BODY TYPE	TRANS.→	3/S				4/S				O/D				C/M				C4				C6							
	OPT-IONS →		A/C	P/S	A/C & P/S		A/C	P/S	A/C & P/S		A/C	P/S	A/C & P/S		A/C	P/S	A/C & P/S		A/C	P/S	A/C & P/S		A/C	P/S	A/C & P/S		A/C	P/S	A/C & P/S
	ENGINE	▲ FRONT SPRING CODE NUMBER																											
71F(exc.P/C) (N10)	351-W													94	4Z	94	8A	94	4Z	94	4Z								
71F(P/C) (N12)	351-W													3Y	3Z	3Z	3Z												
71F(P/C) (N13)	351-W													3Z	78	3Z	78												
71F(exc.P/C) (N5)	400																					4Z	6B	5A	6B				
71F(exc.P/C) (N7)	400																					4Z	5A	4Z	6B				
71F(exc.P/C) (N10)	400																					4Z	8A	4Z	6B				
71F(P/C) (N5)	400																					3Z	78	78	78				
71F(P/C) (N8)	400																					3Z	78	3Z	78				
71F(P/C) (N13)	400																					78	78	78	78				
71F(exc.P/C) (N5)	429																					5A	6B	5A	6B				
71F(exc.P/C) (N7)	429																					5A	6B	6B	6C				
71F(exc.P/C) (N10)	429																					8A	6B	6B	8B				
71F(P/C) (N5)	429 ⊿																					78	78	78	78				
71F(P/C) (N8)	429 ⊿																					78	78	78	81				
71F(P/C) (N13)	429 ⊿																					78	81	81	81				
71F(P/C) (N5)	429 ⊙																					78	78	78	78				
71F(P/C) (N8)	429 ⊙																					78	78	78	81				
71F(P/C) (N13)	429 ⊙																					78	81	81	81				
71H (N5)	351-C													4Z	5A	4Z	5A												
71H (N7)	351-C													94	4Z	4Z	5A												
71H (N10)	351-C													94	4Z	4Z	8A												
71H (N5)	351-W													4Z	5A	4Z	5A	94	4Z	4Z	5A								
71H (N7)	351-W													94	4Z	94	5A	94	4Z	94	4Z								
71H (N10)	351-W													94	4Z	94	8A	94	4Z	94	4Z								
71H (N5)	400																					5A	6B	5A	6B				
71H (N7)	400																					4Z	5A	4Z	6B				
71H (N10)	400																					4Z	8A	4Z	6B				
71H (N9)	429																					5A	6B	6B	6C				
71H (N10)	429																					8A	6B	6B	8B				

▲ Refer to Page 1 Section 53 to translate Code Number into Service Part Number.

⊿ 4B-exc. Police Interceptor

⊙ 4B-Police Interceptor

(N5) "Before 10/18/71"

(N7) "From 10/18/71 to 11/15/71"

(N8) "From 10/18/71 to 1/3/72"

(N9) "Before 11/15/71"

(N10) "From 11/15/71"

(N12) "Before 1/3/72"

(N13) "From 1/3/72"

COPYRIGHT © 1975 — FORD MOTOR COMPANY — DEARBORN, MICHIGAN

HALPERT_AUCTIONS

5310 - continued — 1972 "A" (FORD) -- STANDARD SPRINGS - continued

BODY TYPE	TRANS.→	3/S				4/S				O/D				C/M				C4				C6							
	OPT-IONS →		A/C	P/S	A/C & P/S		A/C	P/S	A/C & P/S		A/C	P/S	A/C & P/S		A/C	P/S	A/C & P/S		A/C	P/S	A/C & P/S		A/C	P/S	A/C & P/S		A/C	P/S	A/C & P/S
	ENGINE	▲ FRONT SPRING CODE NUMBER																											
76H (N9)	351-C													4Z	6B	5A	6B												
76H (N10)	351-C													4Z	6B	8A	6B												
76H (N9)	351-W													4Z	5A	5A	6B	4Z	5A	4Z	6B								
76H (N10)	351-W													4Z	8A	8A	6B	4Z	8A	4Z	6B								
76H (N5)	400																					5A	6C	6B	6C				
76H (N7)	400																					5A	6B	5A	6C				
76H (N10)	400																					8A	6B	8A	8B				
76H (N5)	429																					6B	6C	6B	4B				
76H (N7)	429																					6B	6C	6C	4B				
76H (N10)	429																					6B	8B	8B	4B				

1972 "A" (FORD) -- HEAVY DUTY SPRINGS

53H	351-C													1E	1F	1E	1F												
53H	351-W													1E	1F	1E	1F	1E	1F	1E	1F								
53H	400																					1F	1G	1F	1G				
53H (N5)	429																					1F	1G	1G	1H				
53H (N6)	429																					1G	1G	1G	1H				
53K (N9)	351-C													1F	1G	1F	1G												
53K (N10)	351-C													1E	1F	1E	1F												
53K (N5)	351-W													1E	1F	1F	1G	1E	1F	1E	1F								
53K (N6)	351-W													1E	1F	1E	1F	1D	1F	1E	1F								
53K (N5)	400																					1F	1G	1G	1H				
53K (N6)	400																					1E	1F	1F	1G				
53K (N5)	429																					1G	1H	1G	1H				
53K (N6)	429																					1F	1G	1G	1H				
54B (N5)	240													1C	1D	1D	1E												
54B (N6)	240													1C	1D	1C	1D	1B	1D	1C	1D								
54B (N5)	302													1D	1E	1D	1E	1C	1E	1D	1E								
54B (N6)	302													1C	1D	1C	1E	1C	1D	1C	1D								
54B (exc. P/C) (N5)	351-C													1D	1F	1D	1F												
54B (exc. P/C) (N6)	351-C													1D	1E	1D	1E												
54B (exc. P/C) (N5)	351-W													1D	1F	1E	1F	1D	1E	1E	1F								
54B (exc. P/C) (N6)	351-W													1D	1E	1D	1E	1D	1E	1D	1E								
54B (exc. P/C) (N5)	400																					1F	1G	1F	1G				
54B (exc. P/C) (N6)	400																					1E	1F	1E	1F				
54B (exc. P/C) (N5)	429																					1F	1G	1F	1G				
54B (exc. P/C) (N6)	429																					1F	1G	1F	1G				

▲ Refer to Page 1 Section 53 to translate Code Number into Service Part Number.

(N5) "Before 10/18/71" (N7) "From 10/18/71 to 11/15/71" (N10) "From 11/15/71"

(N6) "From 10/18/71" (N9) "Before 11/15/71"

HALPERT_AUCTIONS

5310 - continued 1972 "A" (FORD) -- HEAVY DUTY SPRINGS - continued

BODY TYPE	TRANS.→	3/S				4/S				O/D				C/M				C4				C6							
	OPT-IONS →		A/C	P/S	A/C & P/S		A/C	P/S	A/C & P/S		A/C	P/S	A/C & P/S		A/C	P/S	A/C & P/S		A/C	P/S	A/C & P/S		A/C	P/S	A/C & P/S		A/C	P/S	A/C & P/S
	ENGINE	▲ FRONT SPRING CODE NUMBER																											
54D (N5)	240													1C	1E	1D	1E												
54D (N6)	240													1C	1D	1C	1D	1B	1D	1C	1D								
54D (N5)	302													1D	1E	1D	1E	1C	1E	1D	1E								
54D (N6)	302													1C	1D	1C	1E	1C	1D	1C	1D								
54D(exc.P/C) (N5)	351-C													1D	1F	1D	1F												
54D(exc.P/C) (N6)	351-C													1D	1E	1D	1F												
54D(exc.P/C) (N5)	351-W													1D	1F	1E	1F	1D	1E	1E	1F								
54D(exc.P/C) (N6)	351-W													1D	1E	1D	1E	1D	1E	1D	1E								
54D(exc.P/C) (N5)	400																					1F	1G	1F	1G				
54D(exc.P/C) (N6)	400																					1E	1F	1E	1F				
54D(exc.P/C)	429																					1F	1G	1F	1G				
54F (N5)	240													1C	1E	1D	1E												
54F (N6)	240													1C	1D	1D	1E	1C	1D	1C	1D								
54F (N5)	302													1D	1E	1D	1E	1C	1E	1D	1E								
54F (N6)	302													1D	1E	1D	1E	1C	1D	1D	1E								
54F(exc.P/C) (N5)	351-C													1D	1F	1D	1F												
54F(exc.P/C) (N6)	351-C													1E	1F	1E	1F												
54F(exc.P/C) (N5)	351-W													1D	1F	1E	1F	1D	1E	1E	1F								
54F(exc.P/C) (N6)	351-W													1D	1E	1E	1F	1D	1E	1D	1F								
54F(exc.P/C) (N5)	400																					1F	1G	1F	1G				
54F(exc.P/C) (N6)	400																					1E	1F	1E	1F				
54F(exc.P/C) (N5)	429																					1F	1G	1F	1G				
54F(exc.P/C) (N7)	429																					1G	1H	1G	1H				
54F(exc.P/C) (N10)	429																					1F	1G	1F	1G				
57F (N5)	240													1D	1E	1D	1E												
57F (N6)	240													1C	1D	1D	1E	1C	1D	1C	1E								
57F (N5)	302													1D	1E	1D	1E	1D	1E	1D	1E								
57F (N6)	302													1D	1E	1D	1E	1C	1E	1D	1E								
57F(exc.P/C)	351-C													1E	1F	1E	1F												
57F(exc.P/C) (N5)	351-W													1E	1F	1E	1F	1E	1F	1E	1F								
57F(exc.P/C) (N6)	351-W													1D	1F	1E	1F	1D	1E	1E	1F								

▲ Refer to Page 1 Section 53 to translate Code Number into Service Part Number.

(N5) "Before 10/18/71" (N6) "From 10/18/71" (N7) "From 10/18/71 to 11/15/71" (N10) "From 11/15/71"

COPYRIGHT © 1975 — FORD MOTOR COMPANY — DEARBORN, MICHIGAN

HALPERT_AUCTIONS

5310 - continued 1972 "A" (FORD) -- HEAVY DUTY SPRINGS - continued

BODY TYPE	TRANS→	3/S				4/S				O/D				C/M				C4				C6							
	OPT-IONS →		A/C	P/S	A/C & P/S		A/C	P/S	A/C & P/S		A/C	P/S	A/C & P/S		A/C	P/S	A/C & P/S		A/C	P/S	A/C & P/S		A/C	P/S	A/C & P/S		A/C	P/S	A/C & P/S
	ENGINE	▲ FRONT SPRING CODE NUMBER																											
57F(exc.P/C) (N5)	400																					1F	1G	1F	1G				
57F(exc.P/C) (N6)	400																					1E	1F	1F	1G				
57F(exc.P/C)	429																					1F	1G	1G	1H				
57H (N5)	351-C													1D	1E	1E	1F												
57H (N6)	351-C													1E	1F	1E	1F												
57H (N5)	351-W													1D	1E	1E	1F	1D	1E	1D	1E								
57H (N6)	351-W													1E	1F	1E	1F	1D	1F	1E	1F								
57H	400																					1E	1F	1F	1G				
57H (N5)	429																					1F	1G	1F	1G				
57H (N6)	429																					1F	1G	1G	1H				
57K	351-C													1E	1F	1E	1F												
57K (N5)	351-W													1E	1F	1E	1F	1D	1E	1E	1F								
57K (N6)	351-W													1E	1F	1E	1F	1D	1F	1E	1F								
57K (N5)	400																					1F	1G	1F	1G				
57K (N6)	400																					1E	1F	1F	1G				
57K (N5)	429																					1F	1G	1F	1G				
57K (N6)	429																					1G	1G	1G	1H				
65D (N5)	240													1C	1E	1D	1E												
65D (N6)	240													1D	1E	1D	1E	1C	1D	1D	1E								
65D	302													1D	1E	1D	1E	1D	1E	1D	1E								
65D (N5)	351-C													1D	1F	1D	1F												
65D (N6)	351-C													1E	1F	1E	1F												
65D	351-W													1E	1F	1E	1F	1D	1E	1E	1F								
65D (N5)	400																					1F	1G	1F	1G				
65D (N6)	400																					1E	1F	1F	1G				
65D (N5)	429																					1F	1G	1F	1G				
65D (N6)	429																					1F	1G	1G	1H				
65F (N5)	240													1C	1E	1D	1E												
65F (N6)	240													1C	1E	1D	1E	1C	1D	1D	1E								
65F	302													1D	1E	1D	1E	1D	1E	1D	1E								
65F(exc.P/C) (N5)	351-C													1D	1F	1D	1F												
65F(exc.P/C) (N6)	351-C													1E	1F	1E	1F												
65F(exc.P/C)	351-W													1E	1F	1E	1F	1D	1E	1E	1F								
65F(exc.P/C) (N5)	400																					1F	1G	1F	1G				
65F(exc.P/C) (N6)	400																					1E	1F	1F	1G				
65F(exc.P/C) (N5)	429																					1F	1G	1F	1G				
65F(exc.P/C) (N6)	429																					1F	1G	1G	1H				

▲ Refer to Page 1 Section 53 to translate Code Number into Service Part Number.

(N5) "Before 10/18/71" (N6) "From 10/18/71"

HALPERT_AUCTIONS

5310 - continued 1972 "A" (FORD) -- HEAVY DUTY SPRINGS - continued

BODY TYPE	TRANS.→	3/S				4/S				O/D				C/M				C4				C6							
	OPT-IONS →		A/C	P/S	A/C & P/S		A/C	P/S	A/C & P/S		A/C	P/S	A/C & P/S		A/C	P/S	A/C & P/S		A/C	P/S	A/C & P/S		A/C	P/S	A/C & P/S		A/C	P/S	A/C & P/S
	ENGINE	▲ FRONT SPRING CODE NUMBER																											
65H (N5)	351-C													1D	1F	1F	1G												
65H (N6)	351-C													1E	1F	1E	1F												
65H (N5)	351-W													1E	1F	1E	1F	1E	1F	1E	1F								
65H (N6)	351-W													1E	1F	1E	1F	1D	1E	1E	1F								
65H (N5)	400																					1F	1G	1F	1G				
65H (N6)	400																					1E	1F	1F	1G				
65H	429																					1F	1G	1G	1H				
65K (N5)	351-C													1F	1G	1F	1G												
65K (N6)	351-C													1E	1F	1E	1F												
65K (N5)	351-W													1E	1F	1F	1G	1E	1F	1E	1F								
65K (N6)	351-W													1E	1F	1E	1F	1D	1F	1E	1F								
65K (N5)	400																					1F	1G	1G	1H				
65K (N6)	400																					1E	1F	1F	1G				
65K (N5)	429																					1G	1H	1G	1H				
65K (N7)	429																					1F	1G	1G	1H				
65K (N10)	429																					1G	1G	1G	1H				
71B	302													1B	1C	1B	1D	1B	1C	1B	1C								
71B (exc. P/C)	351-C													1C	1D	1C	1E												
71B (exc. P/C)	351-W													1C	1D	1C	1D	1C	1D	1C	1D								
71B (exc. P/C)	400																					1D	1E	1D	1E				
71B (exc. P/C) (N5)	429																					1D	1F	1E	1F				
71B (exc. P/C) (N6)	429																					1E	1F	1E	1F				
71D	302													1B	1C	1C	1D	1B	1C	1B	1C								
71D (exc. P/C)	351-C													1C	1D	1D	1E												
71D (exc. P/C)	351-W													1C	1D	1C	1D	1C	1D	1C	1D								
71D (exc. P/C) (N5)	400																					1D	1E	1E	1F				
71D (exc. P/C) (N6)	400																					1D	1E	1D	1E				
71D (exc. P/C)	429																					1E	1F	1E	1F				
71F	302													1B	1C	1C	1D	1B	1C	1B	1D								
71F (exc. P/C)	351-C													1C	1D	1D	1E												
71F (exc. P/C)	351-W													1C	1D	1C	1E	1C	1D	1C	1D								
71F (exc. P/C) (N5)	400																					1D	1E	1E	1F				
71F (exc. P/C) (N6)	400																					1D	1E	1D	1E				
71F (exc. P/C)	429																					1E	1F	1E	1F				
71H (N5)	351-C													1D	1E	1D	1E												
71H (N6)	351-C													1C	1D	1D	1E												
71H (N5)	351-W													1D	1E	1D	1E	1C	1D	1D	1E								
71H (N6)	351-W													1C	1D	1C	1E	1C	1D	1C	1D								
71H (N5)	400																					1D	1F	1E	1F				
71H (N6)	400																					1D	1E	1D	1E				
71H	429																					1E	1F	1E	1F				

▲ Refer to Page 1 Section 53 to translate Code Number into Service Part Number.
(N5) "Before 10/18/71" (N6) "From 10/18/71" (N7) "From 10/18/71 to 11/15/71" (N10) "From 11/15/71"

COPYRIGHT © 1975 — FORD MOTOR COMPANY — DEARBORN, MICHIGAN
FINAL ISSUE

HALPERT_AUCTIONS

5310 - continued 1972 "A" (FORD) -- HEAVY DUTY SPRINGS - continued

BODY TYPE	TRANS→	3/S				4/S				O/D				C/M				C4				C6							
	OPT-IONS →		A/C	P/S	A/C & P/S		A/C	P/S	A/C & P/S		A/C	P/S	A/C & P/S		A/C	P/S	A/C & P/S		A/C	P/S	A/C & P/S		A/C	P/S	A/C & P/S		A/C	P/S	A/C & P/S
	ENGINE	▲ FRONT SPRING CODE NUMBER																											
76H (N5)	351-C													1D	1F	1F	1G												
76H (N6)	351-C													1E	1F	1F	1G												
76H	351-W													1E	1F	1E	1F	1E	1F	1E	1F								
76H	400																					1F	1G	1F	1G				
76H	429																					1G	1H	1G	1H				

1972 "B" (TORINO - EXCEPT POLICE & TAXI) -- STANDARD SPRINGS

53B	250	7R	91	7R	92													7R	91	7R	92								
53B	302	91	92	91	7S									91	7S	92	7S	91	92	91	7S								
53B (N9)	351-C																	92	7S	7S	94								
53B (N10)	351-C													7S	94	7S	94	92	94	7S	94	7S	94	7S	94				
53B	351-W													92	94	7S	94	92	7S	92	94	92	94	7S	94				
53B	351 #					7S	94	7S	4Z													7S	94	7S	4Z				
53B (N9)	400																					7S	4Z	94	4Z				
53B (N10)	400																					7S	94	94	4Z				
53B (N9)	429																					94	4Z	94	5A				
53B (N10)	429																					94	4Z	94	8A				
53D	250	7R	91	7R	92													7R	91	7R	92								
53D	302	91	92	91	7S									91	7S	92	7S	91	92	91	7S								
53D	351-C													7S	94	7S	94	92	94	7S	94	7S	94	7S	4Z				
53D	351-W													92	94	7S	94	92	7S	7S	94	7S	94	7S	94				
53D (N9)	400																					94	4Z	94	4Z				
53D (N10)	400																					7S	4Z	94	4Z				
53D (N9)	429																					94	4Z	4Z	5A				
53D (N10)	429																					94	4Z	4Z	8A				
63R	302	91	92	91	92									91	92	91	7S	91	92	91	92								
63R (N9)	351-C																	92	7S	92	94								
63R (N16)	351-C													92	94	7S	94	92	7S	7S	94	7S	94	7S	94				
63R (N17)	351-C													92	94	7S	94	92	7S	7S	94	92	94	7S	94				
63R	351-W													92	7S	7S	94	92	7S	92	94	92	94	7S	94				
63R (N9)	351 #					7S	94	7S	4Z													7S	94	7S	4Z				
63R (N10)	351 #					7S	94	7S	4Z													7S	94	7S	94				
63R (N9)	400																					7S	4Z	94	4Z				
63R (N10)	400																					7S	94	7S	4Z				
63R (N9)	429																					94	4Z	94	5A				
63R (N10)	429																					94	4Z	94	4Z				
65B (N9)	250	7W	91	7R	91													7W	91	7R	91								
65B (N10)	250	7W	7R	7W	91													7W	7R	7W	91								
65B (N9)	302	7R	92	91	92													7R	92	91	92								
65B (N10)	302	7R	91	7R	92									7R	92	91	92	7R	91	7R	92								
65B (N9)	351-C																	92	7S	92	94								
65B (N10)	351-C													92	7S	92	94	91	7S	92	7S	92	7S	92	94				
65B	351-W													91	7S	92	7S	91	7S	92	7S	92	7S	92	7S				
65B (N9)	351 #					7S	94	7S	94													7S	94	7S	94				
65B (N10)	351 #					92	7S	7S	94													92	7S	92	94				
65B (N9)	400																					7S	94	94	4Z				
65B (N10)	400																					92	94	7S	94				
65B (N9)	429																					94	4Z	94	4Z				
65B (N10)	429																					7S	94	94	4Z				

▲ Refer to Page 1 Section 53 to translate Code Number into Service Part Number. # 4B - CJ

(N5) "Before 10/18/71" (N6) "From 10/18/71" (N9) "Before 11/15/71" (N10) "From 11/15/71" (N16) "From 11/15/71 to 3/1/72" (N17) "From 3/1/72"

HALPERT_AUCTIONS

5310 - continued 1972 "B" (TORINO - EXCEPT POLICE & TAXI) -- STANDARD SPRINGS - continued

BODY TYPE	TRANS.→	3/S				4/S				O/D				C/M				C4				C6							
	OPT-IONS →		A/C	P/S	A/C & P/S		A/C	P/S	A/C & P/S		A/C	P/S	A/C & P/S		A/C	P/S	A/C & P/S		A/C	P/S	A/C & P/S		A/C	P/S	A/C & P/S		A/C	P/S	A/C & P/S
	ENGINE	▲ FRONT SPRING CODE NUMBER																											
65D (N9)	250	7W	91	7R	91													7W	91	7R	91								
65D (N10)	250	7R	91	7R	91													7R	91	7R	91								
65D (N9)	302	7R	92	91	92													7R	92	91	92								
65D (N10)	302	91	92	91	7S									91	7S	92	7S	91	92	91	7S								
65D (N9)	351-C																	92	7S	92	94								
65D (N10)	351-C													92	94	7S	94	92	94	7S	94	7S	94	7S	94				
65D	351-W													92	94	7S	94	92	7S	92	94	92	94	7S	94				
65D (N9)	351 #					7S	94	7S	94													7S	94	7S	94				
65D (N10)	351 #					7S	94	7S	4Z													7S	94	7S	4Z				
65D (N9)	400																					7S	94	94	4Z				
65D (N10)	400																					7S	94	7S	4Z				
65D (N9)	429																					94	4Z	94	4Z				
65D (N10)	429																					94	4Z	94	8A				
65R	302	91	92	91	7S									91	7S	92	7S	91	92	91	7S								
65R (N9)	351-C																	92	7S	92	94								
65R (N16)	351-C													7S	94	7S	94	92	94	7S	94	7S	94	7S	4Z				
65R (N17)	351-C													7S	94	7S	94	92	94	7S	94	7S	94	7S	94				
65R	351-W													92	94	7S	94	92	7S	7S	94	7S	94	7S	94				
65R (N9)	351 #					7S	94	7S	4Z													7S	94	7S	4Z				
65R (N10)	351 #					7S	94	94	4Z													7S	94	7S	4Z				
65R (N9)	400																					7S	4Z	94	4Z				
65R (N10)	400																					7S	94	94	4Z				
65R (N9)	429																					94	4Z	94	5A				
65R (N10)	429																					94	4Z	4Z	8A				
71B (N9)	250	7R	91	7R	92													7R	91	7R	92								
71B (N10)	250	7W	91	7R	91													7W	91	7R	91								
71B (N9)	302	91	92	91	7S													91	92	92	7S								
71B (N10)	302	7R	92	91	92													7R	92	91	92								
71B (N9)	351-C																	92	92	7S	92								
71B (N10)	351-C													92	94	7S	94	92	7S	92	94	92	94	7S	94				
71B	351-W																	92	7S	92	7S								
71B (N9)	400																					92	4Z	92	4Z				
71B (N10)	400																					7S	94	7S	94				
71B (N9)	429																					94	5A	4Z	5A				
71B (N10)	429																					94	4Z	94	4Z				
71D (N9)	250	7R	91	7R	92													7R	91	7R	92								
71D (N10)	250	7R	91	7R	91													7R	91	7R	91								
71D (N9)	302	91	92	92	7S													91	92	92	7S								
71D (N10)	302	91	92	91	92													91	92	91	92								
71D (N9)	351-C																	92	92	7S	92								
71D (N10)	351-C													92	94	7S	94	92	7S	7S	94	7S	94	7S	94				
71D	351-W																	92	7S	92	94								
71D (N9)	400																					92	4Z	92	4Z				
71D (N10)	400																					7S	94	7S	4Z				
71D (N9)	429																					94	5A	4Z	5A				
71D (N10)	429																					94	4Z	94	8A				

▲ Refer to Page 1 Section 53 to translate Code Number into Service Part Number. # 4B - CJ

(N9) "Before 11/15/71" (N10) "From 11/15/71" (N16) "From 11/15/71 to 3/1/72" (N17) "From 3/1/72"

COPYRIGHT © 1975 — FORD MOTOR COMPANY — DEARBORN, MICHIGAN
FINAL ISSUE

HALPERT_AUCTIONS

5310 - continued 1972 "B" (TORINO - EXCEPT POLICE & TAXI) -- STANDARD SPRINGS - continued

BODY TYPE	TRANS.→	3/S				4/S				O/D				C/M				C4				C6							
	OPT-IONS →		A/C	P/S	A/C & P/S		A/C	P/S	A/C & P/S		A/C	P/S	A/C & P/S		A/C	P/S	A/C & P/S		A/C	P/S	A/C & P/S		A/C	P/S	A/C & P/S		A/C	P/S	A/C & P/S
	ENGINE	▲ FRONT SPRING CODE NUMBER																											
71K(N9)	302	91	7S	92	7S													91	7S	92	7S								
71K(N10)	302	91	92	91	7S													91	92	91	7S								
71K(N9)	351-C																	7S	92	7S	92								
71K(N16)	351-C													7S	94	7S	94	92	94	7S	94	7S	94	7S	4Z				
71K(N17)	351-C													7S	94	7S	94	92	94	7S	94	7S	94	7S	94				
71K	351-W																	92	7S	7S	94								
71K(N9)	400																					92	4Z	92	5A				
71K(N10)	400																					7S	94	94	4Z				
71K(N9)	429																					4Z	5A	4Z	5A				
71K(N10)	429																					94	4Z	4Z	8A				
97D(N9)	250	7R	91	91	92													7R	91	91	92								
97D(N28)	250	7R	91	7R	91													7R	91	7R	91								
97D(N29)	250	7R	92	91	92													91	92	91	92								
97D(N9)	302	91	7S	92	7S													91	7S	92	7S								
97D(N28)	302	91	92	91	7S													91	92	91	7S								
97D(N29)	302	92	7S	92	7S													92	7S	92	7S								
97D(N30)	351-C													92	94	7S	94	92	94	7S	94	7S	94	7S	94				
97D(N29)	351-C													7S	4Z	94	4Z	7S	94	7S	4Z	7S	4Z	94	4Z				
97D(N9)	351 #					7S	4Z	94	4Z													7S	4Z	94	4Z				
97D(N28)	351 #					7S	94	7S	4Z													7S	94	7S	94				
97D(N29)	351 #					94	4Z	94	4Z													94	4Z	94	4Z				
97D(N9)	400																					94	4Z	94	4Z				
97D(N28)	400																					7S	94	7S	4Z				
97D(N29)	400																					94	4Z	94	4Z				
97D(N9)	429																					94	5A	4Z	5A				
97D(N28)	429																					94	4Z	94	8A				
97D(N29)	429																					4Z	8A	4Z	8A				
97K(N9)	250	7R	92	91	92													7R	92	91	92								
97K(N28)	250	7R	91	7R	92													7R	91	7R	92								
97K(N29)	250	91	92	91	92													91	92	91	7S								
97K(N9)	302	91	7S	92	7S													91	7S	92	7S								
97K(N28)	302	91	92	91	7S													91	92	91	7S								
97K(N29)	302	92	7S	92	7S													92	7S	92	94								
97K(N9)	351-C																	92	94	7S	94								
97K(N16)	351-C													7S	94	7S	94	92	94	7S	94	7S	94	7S	4Z				
97K(N31)	351-C													7S	94	7S	94	92	94	7S	94	7S	94	7S	94				
97K(N29)	351-C													7S	4Z	94	4Z	7S	94	94	4Z	94	4Z	94	4Z				
97K(N9)	35 #					7S	4Z	94	4Z													7S	4Z	94	4Z				
97K(N28)	351 #					7S	94	7S	4Z													7S	94	7S	4Z				
97K(N29)	351 #					94	4Z	94	8A													94	4Z	94	4Z				
97K(N9)	400																					94	4Z	94	5A				
97K(N28)	400																					7S	94	94	4Z				
97K(N29)	400																					94	4Z	94	8A				
97K(N9)	429																					4Z	5A	4Z	5A				
97K(N28)	429																					94	4Z	94	8A				
97K(N29)	429																					4Z	8A	4Z	6B				

▲ Refer to Page 1 Section 53 to translate Code Number into Service Part Number.

(N9) "Before 11/15/71"
(N10) "From 11/15/71"
(N16) "From 11/15/71 to 3/1/72"
(N17) "From 3/1/72"
4B - CJ
(N28) "From 11/15/71 to 7/17/72"
(N29) "From 7/17/72"
(N30) "Before 7/17/72"
(N31) "From 3/1/72 to 7/17/72"

HALPERT_AUCTIONS

5310 - continued 1972 "B" (TORINO - EXCEPT POLICE & TAXI) -- STANDARD SPRINGS - continued

BODY TYPE	TRANS.→	3/S				4/S				O/D				C/M				C4				C6							
	OPT-IONS →		A/C	P/S	A/C & P/S		A/C	P/S	A/C & P/S		A/C	P/S	A/C & P/S		A/C	P/S	A/C & P/S		A/C	P/S	A/C & P/S		A/C	P/S	A/C & P/S		A/C	P/S	A/C & P/S
	ENGINE	▲ FRONT SPRING CODE NUMBER																											
97R(N9)	302	91	7S	92	7S													91	7S	92	7S								
97R(N28)	302	91	92	91	7S													91	92	91	7S								
97R(N29)	302	92	7S	92	7S													92	7S	92	7S								
97R(N9)	351-C																	92	94	7S	94								
97R(N28)	351-C													92	94	7S	94	92	94	7S	94	7S	94	7S	94				
97R(N29)	351-C													7S	4Z	94	4Z	7S	94	7S	4Z	7S	4Z	94	4Z				
97R(N9)	351 #					94	4Z	94	4Z													94	4Z	94	4Z				
97R(N28)	351 #					7S	94	7S	4Z													7S	94	7S	4Z				
97R(N29)	351 #					94	4Z	94	4Z													94	4Z	94	4Z				
97R(N9)	400																					94	4Z	94	5A				
97R(N28)	400																					7S	94	7S	4Z				
97R(N29)	400																					94	4Z	94	8A				
97R(N9)	429																					4Z	5A	4Z	5A				
97R(N28)	429																					94	4Z	94	8A				
97R(N29)	429																					4Z	8A	4Z	8A				

1972 "B" (TORINO - EXCEPT POLICE & TAXI) -- HEAVY DUTY SPRINGS

53B	250	91	92	91	92													91	92	91	7S								
53B	302	92	7S	92	7S									92	7S	7S	94	92	7S	92	94								
53B(N9)	351-C																	7S	94	7S	4Z								
53B(N10)	351-C													7S	4Z	94	4Z	7S	94	94	4Z	94	4Z	94	4Z				
53B	351-W													7S	94	94	4Z	7S	94	7S	4Z	7S	4Z	94	4Z				
53B △(N9)	351 #					3X	3Y	3X	3Y													3X	3Y	3X	3Y				
53B △(N10)	351 #					7Y	7T	7Y	7T													7Y	7T	7Y	7T				
53B(N9)	400																					94	4Z	4Z	5A				
53B(N10)	400																					94	4Z	94	8A				
53B♦(N9)	429																					4Z	5A	4Z	6B				
53B♦(N10)	429																					4Z	8A	4Z	6B				
53B △(N9)	429																					3X	3Y	3Y	3Y				
53B △(N10)	429																					7Y	7T	7T	7X				
53D	250	91	92	91	7S													91	92	91	7S								
53D	302	92	7S	92	94									92	94	7S	94	92	7S	92	94								
53D(N9)	351-C																	7S	94	94	4Z								
53D(N10)	351-C													94	4Z	94	4Z	7S	4Z	94	4Z	94	4Z	94	4Z				
53D	351-W													7S	4Z	94	4Z	7S	94	94	4Z	7S	4Z	94	4Z				
53D △(N9)	351 #					3X	3Y	3X	3Y													3X	3Y	3X	3Y				
53D △(N10)	351 #					7Y	7T	7Y	7T													7Y	7T	7Y	7T				
53D(N9)	400																					94	5A	4Z	5A				
53D(N10)	400																					94	4Z	4Z	8A				
53D♦(N9)	429																					4Z	5A	4Z	6B				
53D♦(N10)	429																					4Z	8A	4Z	6B				
53D △(N9)	429																					3Y	3Y	3Y	3Y				
53D △(N10)	429																					7T	7T	7T	7X				
63R(N9)	302	91	7S	92	7S													91	7S	92	7S								
63R(N10)	302	92	7S	92	7S									92	7S	92	94	92	7S	92	7S								
63R(N9)	351-C																	7S	94	7S	94								
63R(N16)	351-C													7S	4Z	94	4Z	7S	94	7S	4Z	94	4Z	94	4Z				
63R(N17)	351-C													7S	4Z	94	4Z	7S	94	7S	4Z	7S	4Z	94	4Z				

▲ Refer to Page 1 Section 53 to translate Code Number into Service Part Number.

♦ W/o competition susp. △ W/competition susp. # 4B - CJ

(N9) "Before 11/15/71" (N16) "From 11/15/71 to 3/1/72" (N28) "From 11/15/71 to 7/17/72"

(N10) "From 11/15/71" (N17) "From 3/1/72" (N29) "From 7/17/72"

COPYRIGHT © 1975 — FORD MOTOR COMPANY — DEARBORN, MICHIGAN

HALPERT_AUCTIONS

5310 - continued 1972 "B" (TORINO - EXCEPT POLICE & TAXI) -- HEAVY DUTY SPRINGS - continued

BODY TYPE	TRANS→	3/S				4/S				O/D				C/M				C4				C6							
	OPT-IONS →		A/C	P/S	A/C & P/S		A/C	P/S	A/C & P/S		A/C	P/S	A/C & P/S		A/C	P/S	A/C & P/S		A/C	P/S	A/C & P/S		A/C	P/S	A/C & P/S		A/C	P/S	A/C & P/S
	ENGINE	▲ FRONT SPRING CODE NUMBER																											
63R	351-W													7S	94	7S	4Z	7S	94	7S	94	7S	94	94	4Z				
63R ♦	351 #					94	4Z	94	4Z													94	4Z	94	4Z				
63R △(N9)	351 #					3W	3X	3X	3Y													3W	3X	3X	3Y				
63R △(N10)	351 #					7Y	7Y	7Y	7T													7Y	7Y	7Y	7T				
63R (N9)	400																					94	4Z	94	5A				
63R (N10)	400																					94	4Z	94	4Z				
63R ♦ (N9)	429																					4Z	5A	4Z	5A				
63R ♦ (N10)	429																					4Z	8A	4Z	8A				
63R △(N9)	429																					3X	3Y	3Y	3Y				
63R △(N10)	429																					7Y	7T	7T	7X				
65B (N9)	250	7R	92	91	92													7R	92	91	92								
65B (N10)	250	7R	91	7R	92													7R	91	7R	92								
65B (N9)	302	91	7S	92	7S													91	7S	92	7S								
65B (N10)	302	91	92	91	7S									91	7S	92	7S	91	92	91	7S								
65B (N9)	351-C																	7S	94	7S	94								
65B (N16)	351-C													7S	94	7S	94	92	94	7S	94	7S	94	7S	4Z				
65B (N17)	351-C													7S	94	7S	94	92	94	7S	94	7S	94	7S	94				
65B	351-W													92	94	7S	94	92	7S	7S	94	7S	94	7S	94				
65B ♦ (N9)	351 #					7S	4Z	94	4Z													7S	4Z	94	4Z				
65B ♦ (N10)	351 #					7S	94	94	4Z													7S	94	7S	4Z				
65B △(N9)	351 #					3W	3X	3X	3Y													3W	3X	3X	3Y				
65B △(N10)	351 #					3X	7Y	7Y	7Y													3X	7Y	3X	7Y				
65B (N9)	400																					94	4Z	94	5A				
65B (N10)	400																					7S	94	94	4Z				
65B ♦ (N9)	429																					94	5A	4Z	5A				
65B ♦ (N10)	429																					94	4Z	4Z	8A				
65B △(N9)	429																					3X	3Y	3X	3Y				
65B △(N10)	429																					7Y	7T	7Y	7T				
65D (N9)	250	7R	92	91	92													7R	92	91	92								
65D (N10)	250	91	92	91	92													91	92	91	92								
65D (N9)	302	91	7S	92	7S													91	7S	92	7S								
65D (N10)	302	92	7S	92	7S									92	7S	7S	94	92	7S	92	7S								
65D (N9)	351-C																	7S	94	7S	94								
65D (N10)	351-C													7S	4Z	94	4Z	7S	94	94	4Z	94	4Z	94	4Z				
65D	351-W													7S	94	94	4Z	7S	94	7S	4Z	7S	4Z	94	4Z				
65D ♦	351 #					94	4Z	94	4Z													94	4Z	94	4Z				
65D △(N9)	351 #					3W	3X	3X	3Y													3W	3X	3X	3Y				
65D △(N10)	351 #					7Y	7T	7Y	7T													7Y	7Y	7Y	7T				
65D (N9)	400																					94	4Z	94	5A				
65D (N10)	400																					94	4Z	94	8A				
65D ♦ (N9)	429																					4Z	5A	4Z	5A				
65D ♦ (N10)	429																					4Z	8A	4Z	8A				
65D △(N9)	429																					3X	3Y	3X	3Y				
65D △(N10)	429																					7Y	7T	7T	7X				
65R (N9)	302	92	7S	92	7S													92	7S	92	7S								
65R (N10)	302	92	7S	92	94									92	94	7S	94	92	7S	92	94								
65R (N9)	351-C																	7S	94	7S	4Z								
65R (N10)	351-C													94	4Z	94	4Z	7S	4Z	94	4Z	94	4Z	94	4Z				
65R	351-W													7S	4Z	94	4Z	7S	94	7S	4Z	7S	4Z	94	4Z				

▲ Refer to Page 1 Section 53 to translate Code Number into Service Part Number.
♦ W/o competition susp. △ W/competition susp. # 4B - CJ
(N9) "Before 11/15/71" (N10) "From 11/15/71" (N16) "From 11/15/71 to 3/1/72" (N17) "From 3/1/72"

HALPERT_AUCTIONS

5310 - continued 1972 "B" (TORINO - EXCEPT POLICE & TAXI) -- HEAVY DUTY SPRINGS - continued

BODY TYPE	TRANS.→	3/S				4/S				O/D				C/M				C4				C6							
	OPT-IONS →		A/C	P/S	A/C & P/S		A/C	P/S	A/C & P/S		A/C	P/S	A/C & P/S		A/C	P/S	A/C & P/S		A/C	P/S	A/C & P/S		A/C	P/S	A/C & P/S		A/C	P/S	A/C & P/S
	ENGINE	▲ FRONT SPRING CODE NUMBER																											
65R♦ (N9)	351 #					94	4Z	94	4Z													94	4Z	94	4Z				
65R♦ (N10)	351 #					94	4Z	94	8A													94	4Z	94	8A				
65R Δ (N9)	351 #					3X	3Y	3X	3Y													3X	3Y	3X	3Y				
65R Δ (N10)	351 #					7Y	7T	7Y	7T													7Y	7T	7Y	7T				
65R (N9)	400																					94	4Z	4Z	5A				
65R (N10)	400																					94	4Z	4Z	8A				
65R♦ (N9)	429																					4Z	5A	4Z	5A				
65R♦ (N10)	429																					4Z	8A	4Z	6B				
65R Δ (N9)	429																					3X	3Y	3Y	3Y				
65R Δ (N10)	429																					7Y	7T	7T	7X				
71B (N9)	250	91	92	91	7S													91	92	91	7S								
71B (N10)	250	7R	92	91	92													7R	92	91	92								
71B (N9)	302	92	7S	92	94													92	7S	92	94								
71B (N10)	302	91	7S	92	7S													91	7S	92	7S								
71B (N9)	351-C																	7S	94	94	4Z								
71B (N10)	351-C													7S	94	94	4Z	7S	94	7S	4Z	7S	4Z	94	4Z				
71B	351-W																	7S	94	7S	94								
71B (N9)	400																					94	5A	4Z	5A				
71B (N10)	400																					94	4Z	94	4Z				
71B (N9)	429																					4Z	5A	4Z	6B				
71B (N10)	429																					4Z	8A	4Z	8A				
71D (N9)	250	91	92	91	7S													91	92	91	7S								
71D (N10)	250	91	92	91	92													91	92	91	92								
71D (N9)	302	92	7S	92	94													92	7S	92	94								
71D (N10)	302	92	7S	92	7S													92	7S	92	7S								
71D (N9)	351-C																	7S	94	94	4Z								
71D (N16)	351-C													7S	4Z	94	4Z	7S	94	7S	4Z	94	4Z	94	4Z				
71D (N17)	351-C													7S	4Z	94	4Z	7S	94	7S	4Z	7S	4Z	94	4Z				
71D	351-W																	7S	94	7S	4Z								
71D (N9)	400																					94	5A	4Z	5A				
71D (N10)	400																					94	4Z	94	8A				
71D (N9)	429																					4Z	5A	4Z	6B				
71D (N10)	429																					4Z	8A	4Z	8A				
71K (N9)	302	92	94	7S	94													92	94	7S	94								
71K (N10)	302	92	7S	92	94													92	7S	92	94								
71K	351-C													94	4Z	94	4Z	7S	4Z	94	4Z	94	4Z	94	4Z				
71K	351-W																	7S	94	7S	4Z								
71K (N9)	400																					4Z	5A	4Z	5A				
71K (N10)	400																					94	4Z	4Z	8A				
71K (N9)	429																					4Z	6B	5A	6B				
71K (N10)	429																					4Z	8A	4Z	6B				
97D Δ (N9)	250	7R	91	91	92													7R	91	91	92								
97D Δ (N28)	250	7R	91	7R	91													7R	91	7R	91								
97D Δ (N29)	250	7R	92	91	92													7R	92	91	92								
97D♦ (N29)	250	91	92	91	7S													91	92	91	7S								
97D Δ (N9)	302	91	7S	92	7S													91	7S	92	7S								
97D Δ (N28)	302	91	92	91	7S													91	92	91	7S								
97D Δ (N29)	302	91	7S	92	7S													91	7S	92	7S								
97D♦ (N29)	302	92	7S	92	94													92	7S	92	94								

▲ Refer to Page 1 Section 53 to translate Code Number into Service Part Number.

♦ W/o competition susp. Δ W/competition susp. # 4B - CJ

(N9) "Before 11/15/71" (N16) "From 11/15/71 to 3/1/72" (N28) "From 11/15/71 to 7/17/72"

(N10) "From 11/15/71" (N17) "From 3/1/72" (N29) "From 7/17/72"

COPYRIGHT © 1975 — FORD MOTOR COMPANY — DEARBORN, MICHIGAN

HALPERT_AUCTIONS

5310 - continued 1972 "B" (TORINO - EXCEPT POLICE & TAXI) -- HEAVY DUTY SPRINGS - continued

BODY TYPE	TRANS.→	3/S				4/S				O/D				C/M				C4				C6							
	OPT-IONS →		A/C	P/S	A/C & P/S		A/C	P/S	A/C & P/S		A/C	P/S	A/C & P/S		A/C	P/S	A/C & P/S		A/C	P/S	A/C & P/S		A/C	P/S	A/C & P/S		A/C	P/S	A/C & P/S
	ENGINE	▲ FRONT SPRING CODE NUMBER																											
97D Δ (N30)	351-C													92	94	7S	94	92	94	7S	94	7S	94	7S	94				
97D Δ (N29)	351-C													7S	94	94	4Z	7S	94	7S	4Z	7S	4Z	94	4Z				
97D ♦ (N29)	351-C													7S	4Z	94	4Z	7S	94	94	4Z	94	4Z	94	4Z				
97D Δ (N9)	351 #					7S	4Z	94	4Z													7S	4Z	94	4Z				
97D Δ (N28)	351 #					7S	94	7S	4Z													7S	94	7S	94				
97D Δ (N29)	351 #					94	4Z	94	4Z													7S	4Z	94	4Z				
97D ♦ (N29)	351 #					94	4Z	94	8A													94	4Z	94	4Z				
97D Δ (N9)	400																					94	4Z	94	4Z				
97D Δ (N28)	400																					7S	94	7S	4Z				
97D Δ (N29)	400																					94	4Z	94	4Z				
97D ♦ (N29)	400																					94	4Z	94	8A				
97D Δ (N9)	429																					94	5A	4Z	5A				
97D Δ (N28)	429																					94	4Z	94	8A				
97D Δ (N29)	429																					4Z	8A	4Z	8A				
97D ♦ (N29)	429																					4Z	8A	4Z	6B				
97K Δ (N9)	250	7R	92	91	92													7R	92	91	92								
97K Δ (N28)	250	7R	91	7R	92													7R	91	7R	92								
97K Δ (N29)	250	7R	92	91	92													7R	92	91	92								
97K ♦ (N29)	250	91	92	91	7S													91	92	91	7S								
97K Δ (N9)	302	91	7S	92	7S													91	7S	92	7S								
97K Δ (N28)	302	91	92	91	7S													91	92	91	7S								
97K Δ (N29)	302	92	7S	92	7S													92	7S	92	7S								
97K ♦ (N29)	302	92	7S	92	94									94	4Z	94	4Z	92	7S	92	94								
97K Δ (N9)	351-C																	7S	94	7S	94								
97K Δ (N16)	351-C													7S	94	7S	94	92	94	7S	94	7S	94	7S	4Z				
97K Δ (N31)	351-C													7S	94	7S	94	92	94	7S	94	7S	94	7S	94				
97K Δ (N29)	351-C													7S	4Z	94	4Z	7S	94	7S	4Z	7S	4Z	94	4Z				
97K ♦ (N29)	351-C													94	4Z	94	4Z	7S	4Z	94	4Z	94	4Z	94	4Z				
97K Δ (N9)	351 #					7S	4Z	94	4Z													7S	4Z	94	4Z				
97K Δ (N28)	351 #					7S	94	7S	4Z													7S	94	7S	4Z				
97K Δ (N29)	351 #					94	4Z	94	4Z													94	4Z	94	4Z				
97K ♦ (N29)	351 #					94	4Z	94	8A													94	4Z	94	8A				
97K Δ (N9)	400																					94	4Z	94	5A				
97K Δ (N28)	400																					7S	94	94	4Z				
97K Δ (N29)	400																					94	4Z	94	4Z				
97K ♦ (N29)	400																					94	4Z	94	8A				
97K Δ (N9)	429																					4Z	5A	4Z	5A				
97K Δ (N28)	429																					94	4Z	94	8A				
97K Δ (N29)	429																					4Z	8A	4Z	8A				
97K ♦ (N29)	429																					4Z	8A	4Z	6B				
97R Δ (N9)	302	91	7S	92	7S													91	7S	92	7S								
97R Δ (N28)	302	91	92	91	7S													91	92	91	7S								
97R Δ (N29)	302	91	7S	92	7S													91	7S	92	7S								
97R ♦ (N29)	302	92	7S	92	94													92	7S	92	94								
97R Δ (N9)	351-C																	7S	94	7S	94								
97R Δ (N28)	351-C													92	94	7S	94	92	94	7S	94	7S	94	7S	94				
97R Δ (N29)	351-C													7S	94	94	4Z	7S	94	7S	4Z	7S	4Z	94	4Z				
97R ♦ (N29)	351-C													94	4Z	94	4Z	7S	4Z	94	4Z	94	4Z	94	4Z				

▲ Refer to Page 1 Section 53 to translate Code Number into Service Part Number.

♦ W/o competition system

Δ W/competition susp.

4B - CJ

(N9) "Before 11/15/71"

(N28) "From 11/15/71 to 7/17/72"

(N30) "Before 7/17/72"

(N16) "From 11/15/71 to 3/1/72"

(N29) "From 7/17/72"

(N31) "From 3/1/72 to 7/17/72"

HALPERT_AUCTIONS

5310 - continued 1972 "B" (TORINO - EXCEPT POLICE & TAXI) -- HEAVY DUTY SPRINGS - continued

BODY TYPE	TRANS.→	3/S				4/S				O/D				C/M				C4				C6							
	OPT-IONS →		A/C	P/S	A/C & P/S		A/C	P/S	A/C & P/S		A/C	P/S	A/C & P/S		A/C	P/S	A/C & P/S		A/C	P/S	A/C & P/S		A/C	P/S	A/C & P/S		A/C	P/S	A/C & P/S
	ENGINE	▲ FRONT SPRING CODE NUMBER																											
97R △(N9)	351 #					94	4Z	94	4Z													94	4Z	94	4Z				
97R △(N28)	351 #					7S	94	7S	4Z													7S	94	7S	4Z				
97R △(N29)	351 #					94	4Z	94	4Z													7S	4Z	94	4Z				
97R ♦ (N29)	351 #					94	4Z	94	8A													94	4Z	94	4Z				
97R △(N9)	400																					94	4Z	94	5A				
97R △(N28)	400																					7S	94	7S	4Z				
97R △(N29)	400																					94	4Z	94	4Z				
97R ♦ (N29)	400																					94	4Z	94	8A				
97R △(N9)	429																					4Z	5A	4Z	5A				
97R △(N28)	429																					94	4Z	94	8A				
97R △(N29)	429																					4Z	8A	4Z	8A				
97R ♦ (N29)	429																					4Z	8A	4Z	6B				

1972 "B" (TORINO-POLICE) -- HEAVY DUTY SPRINGS

Refer to 1972 (Torino-Police) -- Standard (Heavy Duty) Springs

1972 "B" (TORINO - POLICE & TAXI) -- STANDARD (HEAVY DUTY) SPRINGS

53B	250																	92	7S	92	7S								
53B	302	7S	94	7S	94													7S	94	7S	94								
65B	250																	91	92	91	7S								
65B	302	92	7S	92	94													92	7S	92	94								

1972 "B" (TORINO - POLICE) -- STANDARD (HEAVY DUTY) SPRINGS

53B(N30)	351-C													7T	7X	7T	7X	7T	7X	7T	7X	7T	7X	7T	7X				
53B(N29)	351-C													7T	7X	7T	7X	7T	7X	7T	7X	7T	7X	7T	7X				
53B	351-W																	7T	7X	7T	7X								
53B(N23)	351 #					7X	7X	7X	7X													7X	7X	7X	7X				
53B(N24)	351 #					7T	7X	7X	7X													7T	7X	7X	7X				
53B(N20)	351 #					7T	7X	7X	1M													7T	7X	7X	1M				
53B(N23)	400																					7X	7X	7X	7X				
53B(N24)	400																					7T	7X	7X	7X				
53B(N20)	400																					7T	7X	7X	1M				
53B(N19)	429 ⍁																					7X	7X	7X	7X				
53B(N20)	429 ⍁																					7X	1M	1M	1M				
53B(N19)	429 ⊙																					7X	7X	7X	7X				
53B(N20)	429 ⊙																					7X	1M	1M	1T				
65B(N23)	351-C																	7T	7X	7T	7X								
65B(N25)	351-C													7Y	7T	7T	7X	7Y	7T	7T	7X	7T	7X	7T	7X				
65B	351-W																	7Y	7T	7Y	7T								
65B	351 #					7T	7X	7T	7X													7T	7X	7T	7X				
65B(N19)	400																					7T	7X	7X	7X				
65B(N20)	400																					7T	7X	7T	7X				
65B(N19)	429 ⍁																					7X	7X	7X	7X				
65B(N20)	429 ⍁																					7X	1M	7X	1M				
65B(N19)	429 ⊙																					7X	7X	7X	7X				
65B(N20)	429 ⊙																					7X	1M	7X	1M				

▲ Refer to Page 1 Section 53 to translate Code Number into Service Part Number.

⍁ 4B - exc. Police Interceptor ⊙ 4B - Police Interceptor # 4B - CJ

△ W/competition suspension

♦ W/o competition suspension

(N9) "Before 11/15/71"

(N19) "Before 2/28/72"

(N20) "From 2/28/72"

(N23) "Before 2/7/72"

(N24) "From 2/7/72 to 2/28/72"

(N25) "From 2/7/72"

(N28) "From 11/15/71 to 7/17/72"

(N29) "From 7/17/72"

(N30) "Before 7/17/72"

COPYRIGHT © 1975 — FORD MOTOR COMPANY — DEARBORN, MICHIGAN

5310 - continued — 1972 "F" (MUSTANG) -- STANDARD SPRINGS

BODY TYPE	TRANS.→	3/S				4/S				O/D				C/M				C4				C6							
	OPT-IONS →		A/C	P/S	A/C & P/S		A/C	P/S	A/C & P/S		A/C	P/S	A/C & P/S		A/C	P/S	A/C & P/S		A/C	P/S	A/C & P/S		A/C	P/S	A/C & P/S		A/C	P/S	A/C & P/S
	ENGINE	▲ FRONT SPRING CODE NUMBER																											
63D (N32)	250	4J	4V	4V	25													4J	25	4V	25								
63D (N33)	250	4V	4V	4V	25													4V	4V	4V	25								
63D (N32)	302	7M	4E	4F	4E									4F	4E	4E	4U	4F	4E	4F	4E								
63D (N33)	302	4V	25	25	4E									25	4E	25	4E	4V	4E	25	4E								
63D (N32)	351-2	4E	4U	4U	4D									4E	4U	4U	4D					4E	4U	4U	4D				
63D (N33)	351-2	4E	4U	4E	4U									4E	4U	4U	4U					4E	4U	4U	4U				
65D (N32)	250	4V	25	4V	25													4V	25	4V	4E								
65D (N33)	250	4V	25	4V	25													4V	25	4V	25								
65D (N32)	302	4F	4E	4F	4E									4F	4E	4E	4U	4F	4E	4E	4E								
65D (N33)	302	25	4E	25	4E									25	4E	4E	4U	25	4E	25	4E								
65D (N32)	351-2	4E	4U	4U	4D									4U	4U	4U	4D					4E	4U	4U	4D				
65D (N33)	351-2	4E	4U	4U	4D									4E	4U	4U	4D					4E	4U	4U	4D				
65F (N32)	250	4V	25	4V	4E													4V	25	25	4E								
65F (N33)	250	4V	25	4V	25													4V	25	4V	25								
65F (N32)	302	4F	4E	4E	4U									4E	4E	4E	4U	4F	4E	4E	4U								
65F (N33)	302	25	4E	25	4E									25	4E	4E	4U	25	4E	25	4E								
65F (N32)	351-2	4E	4U	4U	4D									4U	4D	4U	4D					4U	4D	4U	4D				
65F (N33)	351-2	4E	4U	4U	4D									4U	4U	4U	4D					4U	4U	4U	4D				
76D (N32)	250	4V	25	4V	4E													4V	25	25	4E								
76D (N33)	250	4V	25	4V	25													4V	25	4V	25								
76D (N32)	302	4F	4E	4E	4U									4E	4E	4E	4U	4F	4E	4E	4U								
76D (N33)	302	25	4E	25	4E									25	4E	4E	4U	25	4E	25	4E								
76D	351-2	4E	4U	4U	4D									4U	4D	4U	4D					4U	4D	4U	4D				

1972 "F" (MUSTANG) -- HEAVY DUTY SPRINGS (COMPETITION SUSPENSION)

63D (N32)	302	4K	4L	4K	4L									4K	4L	4L	4L	4K	4L	4L	4L								
63D (N33)	302	4K	4K	4K	4L									4K	4L	4K	4L	4K	4L	4K	4L								
63D (N32)	351-2	4L	4M	4L	4M									4L	4M	4M	4M					4L	4M	4L	4M				
63D (N33)	351-2	4L	4M	4L	4M									4L	4M	4L	4M					4L	4M	4L	4M				
63D (N32)	351 #					4M	1Q	4M	1Q													4M	1Q	4M	1Q				
63D (N33)	351 #					4M	4M	4M	1Q													4M	4M	4M	1Q				
63D (N32)	351 &					4M	4M	4M	1Q																				
63D (N33)	351 &					4L	4M	4M	4M																				
63R (N32)	302	4K	4L	4L	4L									4L	4L	4L	4M	4K	4L	4L	4L								
63R (N33)	302	4K	4L	4K	4L									4K	4L	4L	4M	4K	4L	4K	4L								
63R (N32)	351-2	4L	4M	4M	4M									4L	4M	4M	1Q					4L	4M	4M	1Q				
63R (N33)	351-2	4L	4M	4L	4M									4L	4M	4M	4M					4L	4M	4M	4M				
63R (N32)	351 #					4M	1Q	1Q	1Q													4M	1Q	1Q	1Q				
63R (N33)	351 #					4M	1Q	4M	1Q													4M	1Q	4M	1Q				
63R (N32)	351 &					4M	1Q	4M	1Q																				
63R (N33)	351 &					4M	4M	4M	1Q																				
65D (N32)	302	4K	4L	4K	4L									4K	4L	4L	4M	4K	4L	4L	4L								
65D (N33)	302	4K	4L	4K	4L									4K	4L	4L	4L	4K	4L	4K	4L								
65D (N32)	351-2	4L	4M	4M	4M									4L	4M	4M	4M					4L	4M	4M	4M				
65D (N33)	351-2	4L	4M	4L	4M									4L	4M	4M	4M					4L	4M	4M	4M				
65D	351 #					4M	1Q	4M	1Q													4M	1Q	4M	1Q				
65D (N32)	351 &					4M	1Q	4M	1Q																				
65D (N33)	351 &					4M	4M	4M	1Q																				

▲ Refer to Page 1 Section 53 to translate Code Number into Service Part Number.

4B - CJ & 4B - Boss (N32) "Before 6/5/72" (N33) "From 6/5/72"

HALPERT_AUCTIONS

5310 - continued

1972 "F" (MUSTANG) -- HEAVY DUTY SPRINGS (COMPETITION SUSPENSION) - continued

BODY TYPE	TRANS.→	3/S				4/S				O/D				C/M				C4				C6							
	OPT-IONS →		A/C	P/S	A/C & P/S		A/C	P/S	A/C & P/S		A/C	P/S	A/C & P/S		A/C	P/S	A/C & P/S		A/C	P/S	A/C & P/S		A/C	P/S	A/C & P/S		A/C	P/S	A/C & P/S
	ENGINE	FRONT SPRING CODE NUMBER																											
65F (N32)	302	4K	4L	4L	4L									4L	4L	4L	4M	4K	4L	4L	4L								
65F (N33)	302	4K	4L	4K	4L									4K	4L	4L	4M	4K	4L	4K	4L								
65F (N32)	351-2	4L	4M	4M	4M									4L	4M	4M	1Q					4L	4M	4M	1Q				
65F (N33)	351-2	4L	4M	4L	4M									4L	4M	4M	4M					4L	4M	4M	4M				
65F (N32)	351 #					4M	1Q	1Q	1Q													4M	1Q	1Q	1Q				
65F (N33)	351 #					4M	1Q	4M	1Q													4M	1Q	4M	1Q				
65F (N32)	351 &					4M	1Q	4M	1Q																				
65F (N33)	351 &					4M	4M	4M	1Q																				
76D (N32)	302	4K	4L	4L	4L									4L	4L	4L	4M	4K	4L	4L	4L								
76D (N33)	302	4K	4L	4K	4L									4K	4L	4L	4M	4K	4L	4K	4L								
76D (N32)	351-2	4L	4M	4M	4M									4L	4M	4M	1Q					4L	4M	4M	1Q				
76D (N33)	351-2	4L	4M	4L	4M									4L	4M	4M	4M					4L	4M	4M	4M				
76D (N32)	351 #					4M	1Q	1Q	1Q													4M	1Q	1Q	1Q				
76D (N33)	351 #					4M	1Q	4M	1Q													4M	1Q	4M	1Q				
76D (N32)	351 &					4M	1Q	4M	1Q																				
76D (N33)	351 &					4M	4M	4M	1Q																				

1972 "L" (PINTO) -- STANDARD SPRINGS

62 (N14)	98 1600cc					7G																							
62 (N15)	98 1600cc					8D																							
62 (N14)	122 2000cc					7G	7H											7F	7H										
62 (N15)	122 2000cc					8C	7H											8C	7H										
64 (N14)	98 1600cc					7G																							
64 (N15)	98 1600cc					8D																							
64 (N14)	122 2000cc					7G	7H											7F	7H										
64 (N15)	122 2000cc					8C	7H											8C	7H										
73 (N14)	122 2000cc					7F	7Z											7F	7Z										
73 (N15)	122 2000cc					7G	7H											7F	7H										

▲ Refer to Page 1 Section 53 to translate Code Number into Service Part Number.

(N14) - "Before 1/10/72" (N15) - "From 1/10/72"

4B - CJ & 4B - Boss (N32) "Before 6/5/72" (N33) "From 6/5/72"

COPYRIGHT © 1975 — FORD MOTOR COMPANY — DEARBORN, MICHIGAN

FINAL ISSUE

HALPERT_AUCTIONS

5310 - continued

1972 "P" (MAVERICK) -- STANDARD SPRINGS

BODY TYPE	TRANS.→	3/S				4/S				O/D				C/M				C4				C6							
	OPT-IONS →		A/C	P/S	A/C & P/S		A/C	P/S	A/C & P/S		A/C	P/S	A/C & P/S		A/C	P/S	A/C & P/S		A/C	P/S	A/C & P/S		A/C	P/S	A/C & P/S		A/C	P/S	A/C & P/S
	ENGINE	▲ FRONT SPRING CODE NUMBER																											
54A	170	6N	6S	6P	6S																								
54A	200	6N	6S	6P	6S													6N	6S	6P	6S								
54A	250																	6P	6T	6S	6T								
54A	302	6T	4V	6R	4V													6T	4V	6R	4V								
62A	170	6M	6N	6M	6P																								
62A	200	6M	6P	6M	6P													6M	6N	6M	6P								
62A	250																	6N	6P	6N	6S								
62A	302	6S	6T	6S	6R													6S	6T	6S	6R								
62D	170	6N	6P	6N	6S																								
62D	200	6N	6S	6N	6S													6N	6S	6N	6S								
62D	250																	6P	6S	6P	6T								
62D	302	6T	6R	6T	4V													6T	6R	6T	4V								

1972 "P" (MAVERICK) -- HEAVY DUTY SPRINGS

54A	170	7C	6Z	7C	7A																								
54A	200	7C	6Z	6Z	7A													7C	6Z	6Z	7A								
54A	250																	6Z	7A	6Z	7A								
54A	302	7A	7P	7B	7P													7A	7P	7B	7P								
62A	170	7D	7C	7D	6Z																								
62A	200	7D	7C	7D	6Z													7D	7C	7D	6Z								
62A	250																	7C	6Z	7C	6Z								
62A	302	6Z	7B	7A	7B													6Z	7B	7A	7B								
62D	170	7C	6Z	7C	6Z																								
62D	200	7C	6Z	7C	7A													7C	6Z	7C	6Z								
62D	250																	6Z	7A	6Z	7A								
62D	302	7A	7B	7A	7P													7A	7B	7A	7P								

1972 "S" (THUNDERBIRD) -- STANDARD SPRINGS

65K	400																					7V	7V						
65K	429																					7V	7U						
65K	460																					7V	7U						

1972 "S" (THUNDERBIRD) -- HEAVY DUTY SPRINGS

65K	400																					1G	1G						
65K	429																					1G	1H						
65K	460																					1G	1H						

1972 "U" (BRONCO) -- STANDARD SPRINGS

97, 98	170	6H																											
97, 98	302	6J																											

1972 "U" (BRONCO) -- HEAVY DUTY SPRINGS

97, 98	All	6G																											

1972 "U" (BRONCO) -- EXTRA HEAVY DUTY SPRINGS

97, 98	All	3S																											

▲ Refer to Page 1 Section 53 to translate Code Number into Service Part Number.

HALPERT_AUCTIONS

YEAR	MODEL	DESCRIPTION	QTY.	PART NUMBER
	5415 INSULATOR - FRONT SPRING			
65/	A		2	C9AZ 5415-A
65	B		2	C3OZ 5415-A
66/	B		2	C4DZ 5415-A
65/	F,P		2	C4DZ 5415-A
72	L		2	D1FZ 5415-A
65/66	S	Upper	2	C2SZ 5415-C
65/66	S	Lower	2	C3SZ 5415-A
67/71	S	Upper	2	C3SZ 5415-A
72	S		2	C9AZ 5415-A
65/70	X	Upper	2	C1DZ 5415-A
65/70	X	Lower	2	C4DZ 5415-A
	5476 CLAMP - STABILIZER TO SUSPENSION LOWER ARM - OUTER			
65	A(8 cyl.)	With H/D generator	2	B7A 5476-A

5482 BAR ASSY. - FRONT STABILIZER

YEAR	CYL.	C.I.D.	MODEL	STABILIZER BAR TYPE	DIA.	▲IDENT.	QTY	PART NUMBER	INSULATOR QTY	INSULATOR PART NUMBER
			- A -							
65	6	240	A(54,57,62,63)	S	11/16	1P-1G	1	C5AZ 5482-A	2	C5AZ 5493-A
			A(71)	S	13/16	1W	1	C5AZ 5482-B	2	C5AZ 5493-B
			A(76)	S	11/16	1P-1G	1	C5AZ 5482-A	2	C5AZ 5493-A
	8	289	A(54,57,62,63)	S	11/16	1P-1G	1	C5AZ 5482-A	2	C5AZ 5493-A
			A(71)	S	13/16	1W	1	C5AZ 5482-B	2	C5AZ 5493-B
			A(76)	S	11/16	1P-1G	1	C5AZ 5482-A	2	C5AZ 5493-A
	8	352	A(54,57,62,63)	S	11/16	1P-1G	1	C5AZ 5482-A	2	C5AZ 5493-A
			A(71)	S	13/16	1W	1	C5AZ 5482-B	2	C5AZ 5493-B
			A(76)	S	11/16	1P-1G	1	C5AZ 5482-A	2	C5AZ 5493-A
	8	390	A(54,57,62,63)-exc. P/C	S	11/16	1P-1G	1	C5AZ 5482-A	2	C5AZ 5493-A
			A(71)	S	13/16	1W	1	C5AZ 5482-B	2	C5AZ 5493-B
			A(76)-exc. P/C	S	11/16	1P-1G	1	C5AZ 5482-A	2	C5AZ 5493-A
			A(P/C)	S	13/16	1W	1	C5AZ 5482-B	2	C5AZ 5493-B
	8	427	A	S	13/16	1W	1	C5AZ 5482-B	2	C5AZ 5493-B
66/67	6	240	A(54,57,62,63)	S	11/16	1P-1G	1	C5AZ 5482-A	2	C5AZ 5493-A
			A(71)	S	13/16	1W	1	C5AZ 5482-B	2	C5AZ 5493-B
			A(76)	S	11/16	1P-1G	1	C5AZ 5482-A	2	C5AZ 5493-A
	8	289	A(54,57,62,63)	S	11/16	1P-1G	1	C5AZ 5482-A	2	C5AZ 5493-A
			A(71)	S	13/16	1W	1	C5AZ 5482-B	2	C5AZ 5493-B
			A(76)	S	11/16	1P-1G	1	C5AZ 5482-A	2	C5AZ 5493-A
	8	352	A(54,57,62,63)	S	11/16	1P-1G	1	C5AZ 5482-A	2	C5AZ 5493-A
			A(71)	S	13/16	1W	1	C5AZ 5482-B	2	C5AZ 5493-B
			A(76)	S	11/16	1P-1G	1	C5AZ 5482-A	2	C5AZ 5493-A
	8	390	A(54,57,62,63)	S	11/16	1P-1G	1	C5AZ 5482-A	2	C5AZ 5493-A
			A(54,57B,62,63B,71,76A)-NOTE 1	S	13/16	1Or	1	C6AZ 5482-A	2	C5AZ 5493-B
			A(71)	S	13/16	1W	1	C5AZ 5482-B	2	C5AZ 5493-B
			A(76)	S	11/16	1P-1G	1	C5AZ 5482-A	2	C5AZ 5493-A
	8	427	A	S	13/16	1W	1	C5AZ 5482-B	2	C5AZ 5493-B
	8	428	A	S	13/16	1W	1	C5AZ 5482-B	2	C5AZ 5493-B
			A(54,57B,62,63B,71,76A)-NOTE 1	S	13/16	1Or	1	C6AZ 5482-A	2	C5AZ 5493-B
68	6	240	A(54,57,62,63)-exc. P/C	S	3/4	1R	1	C8AZ 5482-A	2	C8AZ 5493-A
			A(71)-exc. P/C	S	13/16	1W	1	C5AZ 5482-B	2	C5AZ 5493-B
			A(76)-exc. P/C	S	3/4	1R	1	C8AZ 5482-A	2	C8AZ 5493-A
			A(exc. P/C)	H/D	13/16	1Or	1	C6AZ 5482-A	2	C5AZ 5493-B
			A(P/C)	S	13/16	1Or	1	C6AZ 5482-A	2	C5AZ 5493-B
	8	302	A(54,57,62,63)-exc. P/C	S	3/4	1R	1	C8AZ 5482-A	2	C8AZ 5493-A
			A(71)-exc. P/C	S	13/16	1W	1	C5AZ 5482-B	2	C5AZ 5493-B
			A(76)-exc. P/C	S	3/4	1R	1	C8AZ 5482-A	2	C8AZ 5493-A
			A(exc. P/C)	H/D	13/16	1Or	1	C6AZ 5482-A	2	C5AZ 5493-B
			A(P/C)	S	13/16	1Or	1	C6AZ 5482-A	2	C5AZ 5493-B
	8	390	A(54,57,62,63)-exc. P/C	S	3/4	1R	1	C8AZ 5482-A	2	C8AZ 5493-A
			A(71)-exc. P/C	S	13/16	1W	1	C5AZ 5482-B	2	C5AZ 5493-B
			A(76)-exc. P/C	S	3/4	1R	1	C8AZ 5482-A	2	C8AZ 5493-A
			A(exc. P/C)	H	13/16	1Or	1	C6AZ 5482-A	2	C5AZ 5493-B
			A(P/C)	S	13/16	1Or	1	C6AZ 5482-A	2	C5AZ 5493-B

NOTE 1 - Use w/high speed ride & handling pkg.-for Police use only S - Standard
▲ Paint Code Identification G - green Or - orange P - pink R - red W - white

COPYRIGHT © 1975 — FORD MOTOR COMPANY — DEARBORN, MICHIGAN
FINAL ISSUE

HALPERT_AUCTIONS

5482 BAR ASSY. - FRONT STABILIZER - continued

YEAR	CYL	C.I.D.	MODEL	STABILIZER BAR TYPE	DIA.	▲IDENT	QTY	PART NO.	INSULATOR QTY	PART NO.
			- A -							
68	8	428	A(exc. P/C)	S	13/16	1W	1	C5AZ 5482-B	2	C5AZ 5493-B
			A(exc. P/C)	H/D	13/16	1Or	1	C6AZ 5482-A	2	C5AZ 5493-B
			A(P/C)	S	13/16	1Or	1	C6AZ 5482-A	2	C5AZ 5493-B
69	6	240	A(54,57,62)	S	3/4	1V-2W	1	C9AZ 5482-A	2	C9AZ 5493-A
			A(54,57,62)	H/D	13/16	3G	1	C9AZ 5482-B	2	C9AZ 5493-B
			A(63B)	S	13/16	1G-2Y	1	C9AZ 5482-G	2	C9AZ 5493-C
			A(63B)	H/D	13/16	3G	1	C9AZ 5482-B	2	C9AZ 5493-B
			A(63C)	S	3/4	1V-2W	1	C9AZ 5482-A	2	C9AZ 5493-A
			A(63C)	H/D	13/16	3G	1	C9AZ 5482-B	2	C9AZ 5493-B
			A(65C)	S	13/16	1G-2Y	1	C9AZ 5482-G	2	C9AZ 5493-C
			A(65C)	H/D	13/16	3G	1	C9AZ 5482-B	2	C9AZ 5493-B
			A(71)	S	13/16	3G	1	C9AZ 5482-B	2	C9AZ 5493-B
			A(71)	H/D	13/16	1G-2Y	1	C9AZ 5482-G	2	C9AZ 5493-C
			A(76)	S	3/4	1V-2W	1	C9AZ 5482-A	2	C9AZ 5493-A
			A(76)	H/D	13/16	3G	1	C9AZ 5482-B	2	C9AZ 5493-B
	8	302	A(54,57,62)-exc. P/C	S	3/4	1V-2W	1	C9AZ 5482-A	2	C9AZ 5493-A
			A(54,57,62)-exc. P/C	H/D	13/16	3G	1	C9AZ 5482-B	2	C9AZ 5493-B
			A(63B)-exc. P/C	S	13/16	1G-2Y	1	C9AZ 5482-G	2	C9AZ 5493-C
			A(63B)-exc. P/C	H/D	13/16	3G	1	C9AZ 5482-B	2	C9AZ 5493-B
			A(63C)-exc. P/C	S	3/4	1V-2W	1	C9AZ 5482-A	2	C9AZ 5493-A
			A(63C)-exc. P/C	H/D	13/16	3G	1	C9AZ 5482-B	2	C9AZ 5493-B
			A(65A)-exc. P/C	S	3/4	1V-2W	1	C9AZ 5482-A	2	C9AZ 5493-A
			A(65A)-exc. P/C	H/D	13/16	3G	1	C9AZ 5482-B	2	C9AZ 5493-B
			A(65C)-exc. P/C	S	13/16	1G-2Y	1	C9AZ 5482-G	2	C9AZ 5493-C
			A(65C)-exc. P/C	H/D	13/16	3G	1	C9AZ 5482-B	2	C9AZ 5493-B
			A(71)	S	13/16	3G	1	C9AZ 5482-B	2	C9AZ 5493-B
			A(71)-exc. P/C	H/D	13/16	1G-2Y	1	C9AZ 5482-G	2	C9AZ 5493-C
			A(76)-exc. P/C	S	3/4	1V-2W	1	C9AZ 5482-A	2	C9AZ 5493-A
			A(76)	H/D	13/16	3G	1	C9AZ 5482-B	2	C9AZ 5493-B
			A(P/C)	S	13/16	3G	1	C9AZ 5482-B	2	C9AZ 5493-B
	8	351	A(54,57,62,63,65)-NOTE 2	S	3/4	1V-2Y	1	C9AZ 5482-E	2	C9AZ 5493-A
			A(54,57,62,63,65)-NOTE 3	H/D	13/16	2P-2W	1	D0VY 5482-A	2	C9AZ 5493-B
			A(54,57,62,63,65)-exc. P/C	S	3/4	1V-2W	1	C9AZ 5482-A	2	C9AZ 5493-A
			A(71)	S	13/16	2P-2W	1	D0VY 5482-A	2	C9AZ 5493-B
			A(76)-NOTE 2	S	3/4	1V-2Y	1	C9AZ 5482-E	2	C9AZ 5493-A
			A(76)-NOTE 3	H/D	13/16	2P-2W	1	D0VY 5482-A	2	C9AZ 5493-B
			A(76)-exc. P/C	S	3/4	1V-2W	1	C9AZ 5482-A	2	C9AZ 5493-A
			A(P/C)	S	13/16	2P-2W	1	D0VY 5482-A	2	C9AZ 5493-B
	8	390	A(54,57,62)-exc. P/C	S	3/4	1V-2Y	1	C9AZ 5482-E	2	C9AZ 5493-A
			A(63B)-exc. P/C	S	13/16	1G-2Y	1	C9AZ 5482-G	2	C9AZ 5493-C
			A(63C)-exc. P/C	S	3/4	1V-2Y	1	C9AZ 5482-E	2	C9AZ 5493-A
			A(65A)-exc. P/C	S	3/4	1V-2Y	1	C9AZ 5482-E	2	C9AZ 5493-A
			A(65C)-exc. P/C	S	13/16	1G-2Y	1	C9AZ 5482-G	2	C9AZ 5493-C
			A(71A,D,E,H,J)	S	13/16	2P-2W	1	D0VY 5482-A	2	C9AZ 5493-B
			A(71B,C)-exc. P/C	S	13/16	1G-2Y	1	C9AZ 5482-G	2	C9AZ 5493-C
			A(76)-exc. P/C	S	3/4	1V-2Y	1	C9AZ 5482-E	2	C9AZ 5493-A
			A(P/C)	S	13/16	2P-2W	1	D0VY 5482-A	2	C9AZ 5493-B
	8	428	A(P/C)	S	13/16	2P-2W	1	D0VY 5482-A	2	C9AZ 5493-B
	8	429-2/B	A(63B,65C,71B,C)-exc. P/C	S	13/16	1G-2Y	1	C9AZ 5482-G	2	C9AZ 5493-C
			A(P/C)	S	13/16	2P-2W	1	D0VY 5482-A	2	C9AZ 5493-B
	8	429-4/B	A(54,57,62,63,65)-exc. P/C	S	3/4	1V-2Y	1	C9AZ 5482-E	2	C9AZ 5493-A
			A(71,76)	S	13/16	2P-2W	1	D0VY 5482-A	2	C9AZ 5493-B
			A(P/C)	S	13/16	2P-2W	1	D0VY 5482-A	2	C9AZ 5493-B
70	6	240	A(54,57,62,63,65,76)-exc. P/C	S	3/4	1V-2W	1	C9AZ 5482-A	2	C9AZ 5493-A
			A(71)-exc. P/C	S	13/16	3G	1	C9AZ 5482-B	2	C9AZ 5493-B
			A(P/C)	S	13/16	1G-2Y	1	C9AZ 5482-G	2	C9AZ 5493-C
	8	302	A(54,57,62,63,65,76)-exc.P/C	S	3/4	1V-2W	1	C9AZ 5482-A	2	C9AZ 5493-A
			A(71)-exc. P/C	S	13/16	3G	1	C9AZ 5482-B	2	C9AZ 5493-B
			A(P/C)	S	13/16	1G-2Y	1	C9AZ 5482-G	2	C9AZ 5493-C
			A(competition handling pkg.)	H/D	13/16	2P-2W	1	D0VY 5482-A	2	C9AZ 5493-B

NOTE 2 - Not used w/Police pkg., Fleet or New York taxi

NOTE 3 - Not used with Fleet or New York taxi

S - Standard H/D - Heavy duty

▲ Paint Code Identification G - green Or - orange P - pink R - red V - violet W - white Y - yellow

HALPERT_AUCTIONS

5482 BAR ASSY. - FRONT STABILIZER - continued

YEAR	CYL	C.I.D.	MODEL	STABILIZER BAR TYPE	DIA.	▲ IDENT.	QTY	PART NUMBER	INSULATOR QTY	INSULATOR PART NUMBER
			- A -							
70	8	351	A(54,57,62,63,65,76)	S	3/4	1V-2Y	1	C9AZ 5482-E	2	C9AZ 5493-A
			A(71)	S	13/16	2P-2W	1	D0VY 5482-A	2	C9AZ 5493-B
			A(competition handling pkg.)	H/D	13/16	2P-2W	1	D0VY 5482-A	2	C9AZ 5493-B
	8	390	A(54,57,62,63,65,76)	S	3/4	1V-2Y	1	C9AZ 5482-E	2	C9AZ 5493-A
			A(71)	S	13/16	2P-2W	1	D0VY 5482-A	2	C9AZ 5493-B
	8	428	A(P/C)	S	13/16	2P-2W	1	D0VY 5482-A	2	C9AZ 5493-B
	8	429	A(54,57,62,63,65,76)	S	3/4	1V-2Y	1	C9AZ 5482-E	2	C9AZ 5493-A
			A(71)	S	13/16	2P-2W	1	D0VY 5482-A	2	C9AZ 5493-B
			A(competition handling pkg.)	H/D	13/16	2P-2W	1	D0VY 5482-A	2	C9AZ 5493-B
71	6	240	A(54,57,65)-exc. P/C	S	3/4	1V-2W	1	C9AZ 5482-A	2	C9AZ 5493-A
			A(54,57,65-exc. P/C)-Competition handling pkg.	H/D	13/16	3G	1	C9AZ 5482-B	2	C9AZ 5493-B
			A(P/C)	S	13/16	1G-2Y	1	C9AZ 5482-G	2	C9AZ 5493-C
			A(P/C)	H/D	13/16	3G	1	C9AZ 5482-B	2	C9AZ 5493-B
	8	302	A(54.57.65)-exc. P/C	S	3/4	1V-2W	1	C9AZ 5482-A	2	C9AZ 5493-A
			A(54.57.65-exc. P/C)-Competition handling pkg.	H/D	13/16	3G	1	C9AZ 5482-B	2	C9AZ 5493-B
			A(71)	S	13/16	3G	1	C9AZ 5482-B	2	C9AZ 5493-B
			A(P/C)	S	13/16	1G-2Y	1	C9AZ 5482-G	2	C9AZ 5493-C
			A(P/C)	H/D	13/16	3G	1	C9AZ 5482-B	2	C9AZ 5493-B
	8	351	A(53,54,57,65,76)-exc. P/C	S	3/4	1V-2Y	1	C9AZ 5482-E	2	C9AZ 5493-A
			A(53,54,57,65,76-exc. P/C)-Competition handling pkg.	H/D	13/16	2P-2W	1	D0VY 5482-A	2	C9AZ 5493-B
			A(71)	S	13/16	2P-2W	1	D0VY 5482-A	2	C9AZ 5493-B
			A(P/C)-w/o rear stabilizer bar	S	13/16	1G-2Y	1	C9AZ 5482-G	2	C9AZ 5493-C
			A(P/C)-w/rear stabilizer bar	H/D	13/16	2P-2W	1	D0VY 5482-A	2	C9AZ 5493-B
	8	390	A(53,54,57,65,76)-exc. P/C	S	3/4	1V-2Y	1	C9AZ 5482-E	2	C9AZ 5493-A
			A(53,54,57,65,76,-exc.P/C)-Competition handling pkg.	H/D	13/16	2P-2W	1	D0VY 5482-A	2	C9AZ 5493-B
			A(71)	S	13/16	2P-2W	1	D0VY 5482-A	2	C9AZ 5493-B
			A(P/C)-w/o rear stabilizer bar	S	13/16	1G-2Y	1	C9AZ 5482-G	2	C9AZ 5493-C
			A(P/C)-w/rear stabilizer bar	H/D	13/16	2P-2W	1	D0VY 5482-A	2	C9AZ 5493-B
	8	400	A(53,54,57,65,76)-exc.P/C	S	3/4	1V-2Y	1	C9AZ 5482-E	2	C9AZ 5493-A
			A(53,54,57,65,76-exc.P/C)-Competition handling pkg.	H/D	13/16	2P-2W	1	D0VY 5482-A	2	C9AZ 5493-B
			A(71)	S	13/16	2P-2W	1	D0VY 5482-A	2	C9AZ 5493-B
			A(P/C)-w/o rear stabilizer bar	S	13/16	1G-2Y	1	C9AZ 5482-G	2	C9AZ 5493-C
			A(P/C)-w/rear stabilizer bar	H/D	13/16	2P-2W	1	D0VY 5482-A	2	C9AZ 5493-B
	8	429-NOTE 1	A(53,54,57,65,76)-exc. P/C	S	3/4	1V-2Y	1	C9AZ 5482-E	2	C9AZ 5493-A
			A(53,54,57,65,76-exc.P/C)-Competition handling pkg.	H/D	13/16	2P-2W	1	D0VY 5482-A	2	C9AZ 5493-B
			A(71)	S	13/16	2P-2W	1	D0VY 5482-A	2	C9AZ 5493-B
			A(P/C)-w/o rear stabilizer bar	S	13/16	1G-2Y	1	C9AZ 5482-G	2	C9AZ 5493-C
			A(P/C)-w/rear stabilizer bar	H/D	13/16	2P-2W	1	D0VY 5482-A	2	C9AZ 5493-B
	8	429-NOTE 2	A(P/C)-w/rear stabilizer bar	S	13/16	2P-2W	1	D0VY 5482-A	2	C9AZ 5493-B
72	6	240	A(54,57,65)	S	3/4	1V-2W	1	C9AZ 5482-A	2	C9AZ 5493-A
			A(54,57,65)	H/D	13/16	3G	1	C9AZ 5482-B	2	C9AZ 5493-B
	8	302	A(54,57,65)	S	3/4	1V-2W	1	C9AZ 5482-A	2	C9AZ 5493-A
			A(54,57,65)	H/D	13/16	3G	1	C9AZ 5482-B	2	C9AZ 5493-B
			A(71)	S	13/16	3G	1	C9AZ 5482-B	2	C9AZ 5493-B
	8	351	A(53,54,57,65,76)-exc.P/C	S	3/4	1V-2Y		C9AZ 5482-E	2	C9AZ 5493-A
			A(53,54,57,65,76)-exc.P/C	H/D	13/16	2P-2W	1	D0VY 5482-A	2	C9AZ 5493-B
			A(71)-exc.P/C	S	13/16	2P-2W	1	D0VY 5482-A	2	C9AZ 5493-B
			A(P/C)	S	13/16	1G-2Y	1	C9AZ 5482-G	2	C9AZ 5493-C
	8	400	A(53,54,57,65,76)-exc.P/C	S	3/4	1V-2Y	1	C9AZ 5482-E	2	C9AZ 5493-A
			A(53,54,57,65,76)-exc.P/C	H/D	13/16	2P-2W	1	D0VY 5482-A	2	C9AZ 5493-B
			A(71)-exc.P/C	S	13/16	2P-2W	1	D0VY 5482-A	2	C9AZ 5493-B
			A(P/C)	S	13/16	1G-2Y	1	C9AZ 5482-G	2	C9AZ 5493-C

S - Standard H/D - Heavy duty NOTE 1 - Engine Warranty Code K or N. NOTE 2 - Engine Warranty Code P

▲ Paint Code Identification G - green P - pink V - violet W - white Y - yellow

COPYRIGHT © 1975 — FORD MOTOR COMPANY — DEARBORN, MICHIGAN

FINAL ISSUE

5482 BAR ASSY. - FRONT STABILIZER - continued

YEAR	CYL	C.I.D.	MODEL	STABILIZER BAR TYPE	DIA.	▲IDENT.	QTY	PART NO.	INSULATOR QTY	INSULATOR PART NO.
			- A -							
72	8	429-NOTE 1	A(53,54,57,65,76)-exc.P/C	S	3/4	1V-2Y	1	C9AZ 5482-E	2	C9AZ 5493-A
			A(53,54,57,65,76)-exc.P/C	H/D	13/16	2P-2W	1	D0VY 5482-A	2	C9AZ 5493-B
			A(71)-exc.P/C	S	13/16	2P-2W	1	D0VY 5482-A	2	C9AZ 5493-B
			A(P/C)	S	13/16	1G-2Y	1	C9AZ 5482-G	2	C9AZ 5493-C
	8	429-NOTE 2	A(P/C)-w/rear stabilizer bar	S	13/16	2P-2W	1	D0VY 5482-A	2	C9AZ 5493-B
			- B -							
65	6	200	B(54,62,65)	H/D	3/4	1G	1	C3OZ 5482-C	2	B9A 5493-B
			B(71)	S	3/4	1G	1	C3OZ 5482-C	2	B9A 5493-B
	8	289	B(54,62,65)-exc. Special	S	3/4	1G	1	C3OZ 5482-C	2	B9A 5493-B
			B(Special)	S	3/4	1R	1	★C3OZ 5482-D	2	C5OZ 5484-B
			B(71)	S	3/4	1R	1	★C3OZ 5482-D	2	C5OZ 5484-B
66	6	200	B(54,62,63) "Before 12/30/66"	H/D	3/4		1	C7WY 5482-A	2	C7OZ 5493-C
			B(71,76) "Before 12/30/66"	S	3/4		1	C7WY 5482-A	2	C7OZ 5493-C
	8	289	B	S	3/4		1	C7WY 5482-A	2	C7OZ 5493-C
			B	H/D	3/4	1R	1	C6OZ 5482-A	2	C7OZ 5493-C
	8	390	B(54,62,63B,C,76B,C)	S	3/4	1R	1	C6OZ 5482-A	2	C7OZ 5493-C
			B(54,62,63B,C,76B,C)	H/D	3/4	1R	1	C6OZ 5482-A	2	C7OZ 5493-C
			B(63D,76D)-GT	S	7/8	1V	1	C6OZ 5482-E	2	C6OZ 5493-E
			B(71)	S	3/4	1R	1	C6OZ 5482-A	2	C7OZ 5493-C
67	6	200	B(54,62,63,66,76)	S	3/4		1	C7WY 5482-A	2	C7OZ 5493-C
			B(71)	S	3/4	1R	1	C6OZ 5482-A	2	C7OZ 5493-C
	8	289	B(54,62,63,76)	S	3/4		1	C7WY 5482-A	2	C7OZ 5493-C
			B(54,62,63,76)	H/D	3/4	1R	1	C6OZ 5482-A	2	C7OZ 5493-C
			B(66)	S	3/4		1	C7WY 5482-A	2	C7OZ 5493-C
			B(66)	H/D	3/4	1R	1	C6OZ 5482-A	2	C7OZ 5493-C
			B(71)	S	3/4	1R	1	C6OZ 5482-A	2	C7OZ 5493-C
			B(71)	H/D	3/4	1R	1	C6OZ 5482-A	2	C7OZ 5493-C
	8	390-2/B	B(54,62,63B,C,76B,C)-"Before 12/30/66"	S	3/4	1R	1	C6OZ 5482-A	2	C7OZ 5493-C
			B(54,62,63,76) "From 12/30/66"	S	3/4	1R	1	C6OZ 5482-A	2	C7OZ 5493-C
			B(54,62,63B,C,76B,C)	H/D	3/4	1R	1	C6OZ 5482-A	2	C7OZ 5493-C
			B(66,71)	S	3/4	1R	1	C6OZ 5482-A	2	C7OZ 5493-C
	8	390-4/B	B(54,62,63B,C,76B,C)-"Before 12/30/66"	S	3/4	1R	1	C6OZ 5482-A	2	C7OZ 5493-C
			B(54,62,63,76) "From 12/30/66"	S	3/4	1R	1	C6OZ 5482-A	2	C7OZ 5493-C
			B(54,62,63B,C,76B,C)	H/D	3/4	1R	1	C6OZ 5482-A	2	C7OZ 5493-C
			B(63D,76D)-GT	S	7/8	1V	1	C6OZ 5482-E	2	C6OZ 5493-E
			B(66,71)	S	3/4	1R	1	C6OZ 5482-A	2	C7OZ 5493-C
	8	427	B	S	7/8	1V	1	C6OZ 5482-E	2	C6OZ 5493-E
68	6	200	B(54,63,65,76)	S	3/4		1	C7WY 5482-A	2	C7OZ 5493-C
			B(66,71)	S	3/4	1R	1	C6OZ 5482-A	2	C7OZ 5493-C
	8	289	B(54,63,65,66,76)	S	3/4		1	C7WY 5482-A	2	C7OZ 5493-C
			B(66,71)	S	3/4	1R	1	C6OZ 5482-A		C7OZ 5493-C
	8	302	B	S	3/4		1	C7WY 5482-A	2	C7OZ 5493-C
			B(66,71)	S	3/4	1R	1	C6OZ 5482-A	2	C7OZ 5493-C
	8	390-2/B	B(54,65,76)	S	3/4	1R	1	C6OZ 5482-A	2	C7OZ 5493-C
			B(54,63B,76B)	H/D	3/4	1R	1	C6OZ 5482-A	2	C7OZ 5493-C
			B(66,71)	S	3/4	1R	1	C6OZ 5482-A	2	C7OZ 5493-C
	8	390-4/B	B(54,65,76)	S	3/4	1R	1	C6OZ 5482-A	2	C7OZ 5493-C
			B(54,63B,76B)	H/D	3/4	1R	1	C6OZ 5482-A	2	C7OZ 5493-C
			B(63D,65D,66D,76D)-GT	S	7/8	1V	1	C6OZ 5482-E	2	C6OZ 5493-E
			B(66A,B,71)	S	3/4	1R	1	C6OZ 5482-A	2	C7OZ 5493-C
	8	427	B	S	7/8	1V	1	C6OZ 5482-E	2	C6OZ 5493-E
	8	428	B	S	7/8	1V	1	C6OZ 5482-E	2	C6OZ 5493-E
69	6	250	B(54,63,65,76)	S	11/16	1P-2V	1	C9OZ 5482-B	2	C6OZ 5493-B
			B(66A,B)	S	3/4		1	C7WY 5482-A	2	C7OZ 5493-C
	8	302	B(54,63B,E,65A,B,C,E,76B,E)	S	11/16	1P-2V	1	C9OZ 5482-B	2	C6OZ 5493-B
			B(63F,D,65D,F,66C,D,76D,F)-GT	S	7/8	1V	1	C6OZ 5482-E	2	C6OZ 5493-E
			B(71)	S	3/4	1R	1	C6OZ 5482-A	2	C7OZ 5493-C
	8	351-2/B	B(63D,F,66C,D,76D,F)-GT	S	7/8	1V	1	C6OZ 5482-E	2	C6OZ 5493-E

S - Standard H/D - Heavy duty NOTE 1 - Engine Warranty Code N NOTE 2 - Engine Warranty Code P

▲ Paint Code Identification G - green P - pink R - red V - violet W - white Y - yellow

HALPERT_AUCTIONS

5482 BAR ASSY. - FRONT STABILIZER - continued

YEAR	CYL	C.I.D.	MODEL	STABILIZER BAR TYPE	DIA.	▲ IDENT.	QTY	PART NO.	INSULATOR QTY	INSULATOR PART NO.
			- B -							
69	8	351-4/B	B(54,63B,E,65A,B,C,E,66A, 71,76B,E)	S	3/4	1R	1	C6OZ 5482-A	2	C7OZ 5493-C
			B(63B,E)	S	7/8	1V	1	C6OZ 5482-E	2	C6OZ 5493-E
			B(63D,F,66C,D,76D,F)-GT	S	7/8	1V	1	C6OZ 5482-E	2	C6OZ 5493-E
	8	390	B	S	3/4	1R	1	C6OZ 5482-A	2	C7OZ 5493-C
			B(63D,F,66C,D,76D,F)-GT	S	7/8	1V	1	C6OZ 5482-E	2	C6OZ 5493-E
			B(competition handling pkg.)	S	15/16	4G	1	C9OZ 5482-C	2	C9OZ 5493-A
	8	428	B(63D,F,66C,D,76D,F)-GT	S	7/8	1V	1	C6OZ 5482-E	2	C6OZ 5493-E
			B(competition handling pkg.)	S	15/16	4G	1	C9OZ 5482-C	2	C9OZ 5493-A
70	6	250	B(54,57,62,63,65,76)	S	3/4	1V-2G	1	D0OZ 5482-A	2	C7OZ 5493-C
			B(54,62)	C/H/D	7/8	3G-1R	1	D0OZ 5482-C	2	C6OZ 5493-E
			B(66)	S	3/4	1Br-2G	1	D0OZ 5482-B	2	D0OZ 5493-A
			B(71)	S, C/H/D	7/8	3G-1R	1	D0OZ 5482-C	2	C6OZ 5493-E
	8	302	B(54,57,62,63,65,76)	S	3/4	1V-2G	1	D0OZ 5482-A	2	C7OZ 5493-C
			B(54,62)	C/H/D	7/8	3G-1R	1	D0OZ 5482-C	2	C6OZ 5493-E
			B(66)	S	3/4	1Br-2G	1	D0OZ 5482-B	2	D0OZ 5493-A
			B(71)	S, C/H/D	7/8	3G-1R	1	D0OZ 5482-C	2	C6OZ 5493-E
	8	351	B(54,57,62,63,65,66,76)-exc. P/C	S	3/4	1Br-2G	1	D0OZ 5482-B	2	D0OZ 5493-A
			B(57,65)-exc. P/C	C/H/D	7/8	3G-1R	1	D0OZ 5482-C	2	C6OZ 5493-E
			B(54A,B,65B)-P/C	C/H/D	15/16	1Y-2G	1	D0OZ 5482-D	2	D0OZ 5493-B
	8	429-Std	B(54,57,62,63,65,66,76)-exc. P/C	S	3/4	1Br-2G	1	D0OZ 5482-B	2	D0OZ 5493-A
			B(54A,B,65B)-P/C	C/H/D	15/16	1Y-2G	1	D0OZ 5482-D	2	
			B(57,65)-exc. P/C	C/H/D	7/8	3G-1R	1	D0OZ 5482-C	2	C6OZ 5493-E
			B(63F,H,76)-competition handling pkg.	S	15/16	1Y-2G	1	D0OZ 5482-D	2	D0OZ 5493-B
	8	429-CJ	B(63C,F,H,66,76)-competition handling pkg.	S	15/16	1Y-2G	1	D0OZ 5482-D	2	D0OZ 5493-B
71	6	250	B(54,57,63,65)-exc. P/C	S	3/4	1V-2G	1	D0OZ 5482-A	2	C7OZ 5493-C
			B(54,57,63,65)-exc. P/C	H/D	7/8	3G-1R	1	D0OZ 5482-C	2	C6OZ 5493-E
			B(54A,C,65A)-P/C	H/D	7/8	3G-1R	1	D0OZ 5482-C	2	C6OZ 5493-E
			B(66)	S	3/4	1Br-2G	1	D0OZ 5482-B	2	D0OZ 5493-A
			B(71)	S	7/8	3G-1R	1	D0OZ 5482-C	2	C6OZ 5493-E
	8	302	B(54,57,63,65,76)-exc. P/C	S	3/4	1V-2G	1	D0OZ 5482-A	2	C7OZ 5493-C
			B(54,57,63,65,76)-exc. P/C	H/D	7/8	3G-1R	1	D0OZ 5482-C	2	C6OZ 5493-E
			B(54A,C,65A)-P/C	H/D	7/8	3G-1R	1	D0OZ 5482-C	2	C6OZ 5493-E
			B(66)	S	3/4	1Br-2G	1	D0OZ 5482-B	2	D0OZ 5493-A
			B(71)	S	7/8	3G-1R	1	D0OZ 5482-C	2	C6OZ 5493-E
	8	351	B(54,57,63C,F,65,66,76)-exc. P/C	S	3/4	1Br-2G	1	D0OZ 5482-B	2	D0OZ 5493-A
			B(54,57,63C,F,65,71,76)-exc. P/C	H/D	7/8	3G-1R	1	D0OZ 5482-C	2	C6OZ 5493-E
			B(54A,C,65A-P/C)- w/competition handling pkg.	H/D	15/16	1Y-2G	1	D0OZ 5482-D	2	C9OZ 5493-A
			B(63H)	H/D	7/8	3G-1R	1	D0OZ 5482-C	2	C6OZ 5493-E
	8	429-CJ	B(54,57,63C)-exc. P/C	S	3/4	1Br-2G	1	D0OZ 5482-B	2	D0OZ 5493-A
			B(54,57,63C)-exc. P/C	H/D	7/8	3G-1R	1	D0OZ 5482-C	2	C6OZ 5493-E
			B(54A,C-P/C)- w/competition handling pkg.	S	15/16	1Y-2G	1	D0OZ 5482-D	2	C9OZ 5493-A
			B(63F,H)-competition handling pkg.	S	15/16	1Y-2G	1	D0OZ 5482-D	2	C9OZ 5493-A
			B(65)-exc. P/C	S	3/4	1Br-2G	1	D0OZ 5482-B	2	D0OZ 5493-A
			B(65)-exc. P/C	H/D	7/8	3G-1R	1	D0OZ 5482-C	2	C6OZ 5493-E
			B(65A-P/C)- w/competition handling pkg.	S	15/16	1Y-2G	1	D0OZ 5482-D	2	C9OZ 5493-A
			B(66)-w/o competition handling pkg.	S,H/D	3/4	1Br-2G	1	D0OZ 5482-B	2	D0OZ 5493-A
			B(66)-competition handling pkg.	S	15/16	1Y-2G	1	D0OZ 5482-D	2	C9OZ 5493-A
			B(71)	H/D	7/8	3G-1R	1	D0OZ 5482-C	2	C6OZ 5493-E
			B(76)-competition handling pkg.	S	15/16	1Y-2G	1	D0OZ 5482-D	2	C9OZ 5493-A

S - standard C/H/D - Cross Country Heavy duty H/D - Heavy duty ▲ - Paint Code Identification
BR - brown G - green P - pink R - red V - violet W - white Y - yellow

COPYRIGHT © 1975 — FORD MOTOR COMPANY — DEARBORN, MICHIGAN

HALPERT_AUCTIONS

5482 BAR ASSY. - FRONT STABILIZER - continued

YEAR	CYL	C.I.D.	MODEL	STABILIZER BAR TYPE	DIA.	▲IDENT.	QTY	PART NO.	INSULATOR QTY	INSULATOR PART NO.
			- B -							
72	6	250	B(53,65) - exc.P/C	S	15/16	1W-1R	1	D2OZ 5482-B	2	D2OZ 5493-C
			B(71,97)-exc.P/C	S	1	3W	1	D2OZ 5482-E	2	C9OZ 5493-A
			B(53,65)-P/C	S	15/16	1W-1R	1	D2OZ 5482-B	2	D2OZ 5493-C
			B(71)-P/C	S	1	3W	1	D2OZ 5482-E	2	C9OZ 5493-A
	8	302	B(53,63,65)-exc.P/C	S	15/16	1W-1R	1	D2OZ 5482-B	2	D2OZ 5493-C
			B(71,97)-exc.P/C	S	1	3W	1	D2OZ 5482-E	2	C9OZ 5493-A
			B(53,65)-P/C	S	15/16	1W-1R	1	D2OZ 5482-B	2	D2OZ 5493-C
			B(71)-P/C	S	1	3W	1	D2OZ 5482-E	2	C9OZ 5493-A
	8	351-2/B	B(53,63,65)-exc.P/C & trailer towing pkg.	S	15/16	1W-1R	1	D2OZ 5482-B	2	D2OZ 5493-C
			B(53,65-P/C)-w/competition handling pkg.	S	1 1/8	1W-2R	1	D2OZ 5482-F	2	D2OZ 5493-F
			B(71,97)-exc.P/C & trailer towing pkg.	S	1	3W	1	D2OZ 5482-E	2	C9OZ 5493-A
			B(71)-P/C	S	1	3W	1	D2OZ 5482-E	2	C9OZ 5493-A
			B(trailer towing pkg.)	S	1 1/8	1W-2R	1	D2OZ 5482-F	2	D2OZ 5493-F
	8	351-CJ	B(53,63,65-exc.P/C)-w/o competition handling pkg. & trailer towing pkg.	S	15/16	1W-1R	1	D2OZ 5482-B	2	D2OZ 5493-C
			B(53,63,65-exc.P/C)-w/competition handling pkg.	S	1 1/8	1W-2R	1	D2OZ 5482-F	2	D2OZ 5493-F
			B(97)-w/o competition handling pkg. & trailer towing pkg.	S	1	3W	1	D2OZ 5482-E	2	C9OZ 5493-A
			B(97)-w/competition handling pkg.	S	1 1/8	1W-2R	1	D2OZ 5482-F	2	D2OZ 5493-F
			B(P/C)-w/competition handling pkg.	S	1 1/8	1W-2R	1	D2OZ 5482-F	2	D2OZ 5493-F
			B(Trailer towing pkg.)	S	1 1/8	1W-2R	1	D2OZ 5482-F	2	D2OZ 5493-F
	8	400	B(53,63,65-exc. P/C)-w/o competition handling pkg. & trailer towing pkg.	S	15/16	1W-1R	1	D2OZ 5482-B	2	D2OZ 5493-C
			B(53,63,65-exc.P/C)-w/competition handling pkg.	S	1 1/8	1W-2R	1	D2OZ 5482-F	2	D2OZ 5493-F
			B(53,65-P/C)-w/competition handling pkg.	S	1 1/8	1W-2R	1	D2OZ 5482-F	2	D2OZ 5493-F
			B(71,97)-w/o competition handling pkg. & trailer towing pkg.	S	1	3W	1	D2OZ 5482-E	2	C9OZ 5493-A
			B(97)-w/competition handling pkg.	S	1 1/8	1W-2R	1	D2OZ 5482-F	2	D2OZ 5493-F
			B(trailer towing pkg.)	S	1 1/8	1W-2R	1	D2OZ 5482-F	2	D2OZ 5493-F
	8	429	B(53,63,65-exc.P/C)-w/o competition handling pkg. & trailer towing pkg.	S	15/16	1W-1R	1	D2OZ 5482-B	2	D2OZ 5493-C
			B(53,63,65-exc.P/C)-w/competition handling pkg.	S	1 1/8	1W-2R	1	D2OZ 5482-F	2	D2OZ 5493-F
			B(53,65-P/C)-w/competition handling pkg.	S	1 1/8	1W-2R	1	D2OZ 5482-F	2	D2OZ 5493-F
			B(71,97)-w/o competition handling pkg. & trailer towing pkg.	S	1	3W	1	D2OZ 5482-E	2	C9OZ 5493-A
			B(97)-w/competition handling pkg.	S	1 1/8	1W-2R	1	D2OZ 5482-F	2	D2OZ 5493-F
			B(trailer towing pkg.)	S	1 1/8	1W-2R	1	D2OZ 5482-F	2	D2OZ 5493-F
			- F -							
65	6	170	F	S			1	★C5ZZ 5482-B	2	C4DZ 5493-B
	6	200	F	S			1	★C5ZZ 5482-B	2	C4DZ 5493-B
	8	260	F	S			1	★C5ZZ 5482-B	2	C4DZ 5493-B
	8	289	F(exc.GT350,Special)	S			1	★C5ZZ 5482-B	2	C4DZ 5493-B
			F(GT350)	S			1	S1MS 5482-A	2	C0AA 5493-A
			F(Special)	S	13/16	None	1	C5ZZ 5482-A	2	C5ZZ 5493-A
66	6	200	F	S			1	★C5ZZ 5482-B	2	C4DZ 5493-B
	8	289	F(exc. GT350,Special)	S			1	★C5ZZ 5482-B	2	C4DZ 5493-B
			F(GT350)	S			1	S1MS 5482-A	2	C0AA 5493-A
			F(Special)	S	13/16	None	1	C5ZZ 5482-A	2	C5ZZ 5493-A

S - Standard H/D - Heavy duty ▲ Paint Code Identification BR - brown G - green R - red V - violet
W - white Y - yellow

• HALPERT_AUCTIONS

5482 BAR ASSY. - FRONT STABILIZER - continued

YEAR	CYL.	C.I.D.	MODEL	STABILIZER BAR TYPE	DIA.	▲ IDENT.	QTY.	PART NO.	INSULATOR QTY.	INSULATOR PART NO.
			- F -							
67	6	200	F	S	3/4		1	C7WY 5482-A	2	C6OZ 5493-B
	8	289	F(exc.GT350,GT,Special)	S	3/4		1	C7WY 5482-A	2	C6OZ 5493-B
			F(GT350)	S			1	C9ZZ 5482-E	2	C9ZZ 5493-A
			F(GT)-w/improved handling pkg.	S	7/8	1G	1	C7ZZ 5482-C	2	C6OZ 5493-E
			F(GT)-w/maximum handling pkg.	S			1	C9ZZ 5482-E	2	C9ZZ 5493-A
			F(Special)	S			1	C9ZZ 5482-E	2	C9ZZ 5493-A
	8	390	F	S	3/4	1Y-1B	1	C7ZZ 5482-B	2	C7OZ 5493-C
			F(GT)-w/improved handling pkg.	S	7/8	1G	1	C7ZZ 5482-C	2	C6OZ 5493-E
	8	428	F(GT500)	S			1	C9ZZ 5482-E	2	C9ZZ 5493-A
68	6	200	F	S	3/4		1	C7WY 5482-A	2	C6OZ 5493-B
	8	289	F(exc.GT350,GT)	S	3/4		1	C7WY 5482-A	2	C6OZ 5493-B
			F(GT350)				1	C9ZZ 5482-E	2	C9ZZ 5493-A
			F(GT)-w/improved handling pkg.	S	7/8	1G	1	C7ZZ 5482-C	2	C6OZ 5493-E
			F(GT)-w/maximum handling pkg.	S			1	C9ZZ 5482-E	2	C9ZZ 5493-A
	8	302	F(exc.GT350,GT)	S	3/4		1	C7WY 5482-A	2	C6OZ 5493-B
			F(GT350)	S			1	C9ZZ 5482-E	2	C9ZZ 5493-A
			F(GT)-w/improved handling pkg.	S	7/8	1G	1	C7ZZ 5482-C	2	C6OZ 5493-E
			F(GT)-w/maximum handling pkg.	S			1	C9ZZ 5482-E	2	C9ZZ 5493-A
	8	390	F(exc.GT)	S	3/4	1Y-1B	1	C7ZZ 5482-B	2	C7OZ 5493-C
			F(GT)-w/improved handling pkg.	S	7/8	1G	1	C7ZZ 5482-C	2	C6OZ 5493-E
			F(GT)-w/maximum handling pkg.	S			1	C9ZZ 5482-E	2	C9ZZ 5493-A
	8	428	F(GT)-w/maximum handling pkg.	S			1	C9ZZ 5482-E	2	C9ZZ 5493-A
			F(GT350/500)	S			1	C9ZZ 5482-E	2	C9ZZ 5493-A
69	6	200	F	S	11/16	1P-1Go	1	C9ZZ 5482-B	2	C6OZ 5493-B
	6	250	F	S	11/16	1P-1Go	1	C9ZZ 5482-B	2	C6OZ 5493-B
	8	302-2/B	F	S	11/16	1P-1Go	1	C9ZZ 5482-B	2	C6OZ 5493-B
			F(GT)-w/improved handling pkg.	S	7/8	1G	1	C7ZZ 5482-C	2	C6OZ 5493-E
	8	302-4/B	F(Boss) "Before 4/14/69"	S	7/8	1G	1	C9ZZ 5482-D	2	C6OZ 5493-E
			F(Boss) "From 4/14/69"	S	3/4	1Y-1B	1	C9ZZ 5482-C	2	C9ZZ 5493-A
			F(GT)-w/improved handling pkg.	S	7/8	1G	1	C7ZZ 5482-C	2	C6OZ 5493-E
	8	351	F(63A,B,65,76)	S	11/16	1P-2Go	1	C9ZZ 5482-B	2	C6OZ 5493-B
			F(63C)	S	7/8	1G	1	C9ZZ 5482-D	2	C6OZ 5493-E
	8	390	F(63A,B,65,76)-w/o special handling pkg.	S	3/4	1Y-1B	1	C9ZZ 5482-C	2	C7OZ 5493-C
			F(w/special handling pkg.)	S	7/8	1G	1	C9ZZ 5482-D	2	C9ZZ 5493-A
			F(GT)-w/improved handling pkg.	S	7/8	1G	1	C7ZZ 5482-C	2	C6OZ 5493-E
	8	428	F	S	15/16	1G-1Y	1	C9ZZ 5482-E	2	C9ZZ 5493-A
	8	429	F(Boss)	S	15/16	1G-1Y	1	C9ZZ 5482-E	2	C9ZZ 5493-A
70	6	200	F	S			1	D0ZZ 5482-A	2	C6OZ 5493-B
	6	250	F	S			1	D0ZZ 5482-A	2	C6OZ 5493-B
	8	302-2/B	F	S			1	D0ZZ 5482-A	2	C60Z 5493-B
			F	H/D	11/16	1P-2Go	1	C9ZZ 5482-B	2	C6OZ 5493-B
			F(w/ competition handling pkg.	S	7/8	1G	1	C9ZZ 5482-D	2	C6OZ 5493-E
	8	302-4/B	F(Boss)	S	15/16	1G-1Y	1	C9ZZ 5482-E	2	C9ZZ 5493-A
	8	351	F	S			1	D0ZZ 5482-A	2	C60Z 5493-B
			F	H/D	15/16	1G-1Y	1	C9ZZ 5482-E	2	C9ZZ 5493-A
	8	428	F	S	15/16	1G-1Y	1	C9ZZ 5482-E	2	C9ZZ 5493-A
71	6	250	F	S	3/4	3Y,2Y-1R	1	D2ZZ 5482-A	2	C7OZ 5493-C
	8	302-2/B	F	S	3/4	3Y,2Y-1R	1	D2ZZ 5482-A	2	C7OZ 5493-C
	8	302-4/B	F(Boss)-w/competition handling pkg.	S	3/4	3Y,2Y-1R	1	D2ZZ 5482-A	2	C7OZ 5493-C
	8	351-2/B	F	S	3/4	3Y,2Y-1R	1	D2ZZ 5482-A	2	C7OZ 5493-C
	8	351-4/B (exc.Boss)	F(w/o competition handling pkg.)	S	3/4	3Y,2Y-1R	1	D2ZZ 5482-A	2	C7OZ 5493-C
			F(w/competition handling pkg.)	S	7/8	2Y-1G	1	D1ZZ 5482-D	2	C6OZ 5493-E
	8	351-4/B-(Boss)	F(w/competition handling pkg.)	S	7/8	2Y-1G	1	D1ZZ 5482-D	2	C6OZ 5493-E
	8	429-CJ	F(w/competition handling pkg.)	S	7/8	2Y-1G	1	D1ZZ 5482-D	2	C6OZ 5493-E
72	6	250	F	S	3/4	3Y,2Y-1R	1	D2ZZ 5482-A	2	C7OZ 5493-C
	8	302-2/B	F	S	3/4	3Y,2Y-1R	1	D2ZZ 5482-A	2	C7OZ 5493-C
	8	351-2/B	F	S	3/4	3Y,2Y-1R	1	D2ZZ 5482-A	2	C7OZ 5493-C

S - standard ▲ - Paint Code Identification B - blue GO - gold G - green P - pink R - red Y - yellow

May, 1975

COPYRIGHT © 1975 — FORD MOTOR COMPANY — DEARBORN, MICHIGAN

FINAL ISSUE

HALPERT_AUCTIONS

5482 BAR ASSY. - FRONT STABILIZER - continued

YEAR	CYL.	C.I.D.	MODEL	STABILIZER BAR TYPE	DIA.	▲ IDENT.	QTY.	PART NO.	INSULATOR QTY.	INSULATOR PART NO.
			- F -							
72	8	351-CJ	F(w/o competition handling pkg.)	S	3/4	3Y,2Y-1R	1	D2ZZ 5482-A	2	C7OZ 5493-C
			F(w/competition handling pkg.)	S	7/8	2Y-1G	1	D1ZZ 5482-D	2	C6OZ 5493-E
	8	351-4/B-(Boss)	F(w/competition handling pkg.)-"Before 9/1/71"	S	7/8	2Y-1G	1	D1ZZ 5482-D	2	C6OZ 5493-E
			F(w/o competition handling pkg.)-"From 9/1/71"	S	3/4	3Y,2Y-1R	1	D2ZZ 5482-A	2	C7OZ 5493-C
			- L -							
72	4	122 2000cc	L(73)	S	11/16	1R-1Y	1	D2FZ 5482-A	2	D2FZ 5493-A
			- P -							
70	6	170	P	S	11/16	2P-2Or	1	D0DZ 5482-A	2	C6OZ 5493-B
			P	H/D	7/8	2G-2Or	1	D0DZ 5482-B	2	C6OZ 5493-E
	6	200	P	S	11/16	2P-2Or	1	D0DZ 5482-A	2	C6OZ 5493-B
			P	H/D	7/8	2G-2Or	1	D0DZ 5482-B	2	C6OZ 5493-E
	6	250	P	S	11/16	2P-2Or	1	D0DZ 5482-A	2	C6OZ 5482-B
			P	H/D	7/8	2G-2Or	1	D0DZ 5482-B	2	C6OZ 5493-E
71/	6	170	P	S	11/16	2P-2Or	1	D0DZ 5482-A	2	C6OZ 5493-B
			P	H/D	7/8	2G-2Or	1	D0DZ 5482-B	2	C6OZ 5493-E
	6	200	P	S	11/16	2P-2Or	1	D0DZ 5482-A	2	C6OZ 5493-B
			P	H/D	7/8	2G-2Or	1	D0DZ 5482-B	2	C6OZ 5493-E
	6	250	P	S	11/16	2P-2Or	1	D0DZ 5482-A	2	C6OZ 5493-B
			P	H/D	7/8	2G-2Or	1	D0DZ 5482-B	2	C6OZ 5493-E
	8	302	P	S	5/8	2P-2Or	1	D0DZ 5482-A	2	C6OZ 5493-B
			P	H	7/8	2G-2Or	1	D0DZ 5482-B	2	C6OZ 5493-E
			- S -							
65	8	390	S	S	11/16		1	C5SZ 5482-A	2	C2SZ 5493-B
66	8	390	S	S	11/16		1	C5SZ 5482-A	2	C2SZ 5493-B
	8	428	S	S	11/16		1	C5SZ 5482-A	2	C2SZ 5493-B
67	8	390	S	S	11/16	1P-1G	1	C5AZ 5482-A	2	C5AZ 5493-A
	8	428	S	S	11/16	1P-1G	1	C5AZ 5482-A	2	C5AZ 5493-A
68	8	390	S	S	3/4	1Br	1	C8SZ 5482-A	2	C9SZ 5493-C
	8	429	S	S	3/4	1Br	1	C8SZ 5482-A	2	C9SZ 5493-C
69	8	429	S "Before 3/3/69"	S	3/4	1Br	1	C8SZ 5482-A	2	C5AZ 5493-A
			S(57) "From 3/3/69"	S	3/4	1Br	1	C8SZ 5482-A	2	C9SZ 5493-C
	8	429	S(57)	H/D	13/16	3W	1	C9SZ 5482-A	2	C5AZ 5493-B
	8	429	S(65)	S	13/16	3W	1	C9SZ 5482-A	2	C5AZ 5493-B
70	8	429	S(57)	H/D	13/16	3W	1	C9SZ 5482-A	2	C5AZ 5493-B
	8	429	S(65)	S	13/16	3W	1	C9SZ 5482-A	2	C5AZ 5493-B
71	8	429	S	S	13/16	3W	1	C9SZ 5482-A	2	C5AZ 5493-B
72	8	400,429, 460	S	S	7/8	2G	2	D2SZ 5482-A	1	D2SZ 5493-B
			- X -							
65	6	170	X(54,62,63,76)	S	5/8	None	1	C3DZ 5482-C	2	C4DZ 5493-B
			X(59,66,71,78)	S				C5ZZ 5482-B	2	C4DZ 5493-B
	6	200	X(54,62,63,76)	S	5/8	None	1	C3DZ 5482-C	2	C4DZ 5493-B
			X(59,66,71,78)	S			1	C5ZZ 5482-B	2	C4DZ 5493-B
	8	289	X(54,62,63,76)	S	5/8	None	1	C3DZ 5482-C	2	C4DZ 5493-B
			X(59,66,71,78)	S			1	C5ZZ 5482-B	2	C4DZ 5493-B
66	6	170	X	S	3/4		1	C7WY 5482-A	2	C7OZ 5493-C
	6	200	X	S	3/4		1	C7WY 5482-A	2	C7OZ 5493-C
	8	289	X	S	3/4		1	C7WY 5482-A	2	C7OZ 5493-C
67	6	170	X(54,62) "Before 12/30/66"	S	3/4		1	C7WY 5482-A	2	C7OZ 5493-C
			X(54,62) "From 12/30/66"	S	3/4		1	C7WY 5482-A	2	C7OZ 5493-C
			X(71) "Before 12/30/66"	S	3/4	1R	1	C6OZ 5482-A	2	C6OZ 5493-C
			X(71) "From 12/30/66"	S	3/4	1R	1	C6OZ 5482-A	2	C6OZ 5493-B
	6	200	X(54,62) "Before 12/30/66"	S	3/4		1	C7WY 5482-A	2	C7OZ 5493-C
			X(54,62) "From 12/30/66"	S	3/4		1	C7WY 5482-A	2	C7OZ 5493-C
			X(71) "Before 12/30/66"	S	3/4	1R	1	C6OZ 5482-A	2	C6OZ 5493-C
			X(71) "From 12/30/66"	S	3/4	1R	1	C6OZ 5482-A	2	C6OZ 5493-B

S - Standard H/D - Heavy duty ▲ Paint Code Identification Br - brown G - green Or - orange P - pink
R - red W - white Y - yellow

HALPERT_AUCTIONS

5482 BAR ASSY. - FRONT STABILIZER - continued

YEAR	CYL.	C.I.D.	MODEL	STABILIZER BAR TYPE	DIA.	▲ IDENT.	QTY.	PART NO.	INSULATOR QTY.	INSULATOR PART NO.
			- X -							
67	8	289	X(54,62) "Before 12/30/66"	S	3/4		1	C7WY 5482-A	2	C7OZ 5493-C
			X(54,62) "From 12/30/66"	S	3/4		1	C7WY 5482-A	2	C7OZ 5493-B
			X(71) "Before 12/30/66"	S	3/4	1R	1	C6OZ 5482-A	2	C6OZ 5493-C
			X(71) "From 12/30/66"	S	3/4	1R	1	C6OZ 5482-A	2	C6OZ 5493-B
68	6	170	X(54,62)	S	3/4		1	C7WY 5482-A	2	C7OZ 5493-C
			X(71)	S	3/4	1R	1	C6OZ 5482-A	2	C6OZ 5493-B
	6	200	X(54,62)	S	3/4		1	C7WY 5482-A	2	C7OZ 5493-C
			X(71)	S	3/4	1R	1	C6OZ 5482-A	2	C6OZ 5493-B
	8	289	X(54,62)	S	3/4		1	C7WY 5482-A	2	C7OZ 5493-C
			X(71)	S	3/4	1R	1	C6CZ 5482-A	2	C6OZ 5493-B
	8	302	X(54,62)	S	3/4		1	C7WY 5482-A	2	C7OZ 5493-C
			X(71)	S	3/4	1R	1	C6OZ 5482-A	2	C6OZ 5493-B
69/70	6	170	X(54,62)	S	3/4		1	C7WY 5482-A	2	C7OZ 5493-C
			X(71)	S	3/4	3V	1	C9OZ 5482-A	2	C7OZ 5493-C
	6	200	X(54,62)	S	3/4		1	C7WY 5482-A	2	C7OZ 5493-C
			X(71)	S	3/4	1R	1	C6OZ 5482-A	2	C7OZ 5493-C
	8	302*	X(54,62)	S	11/16	1P-2V	1	C9OZ 5482-B	2	C6OZ 5493-B
			X(71)	S	3/4	1R	1	C6OZ 5482-A	2	C7OZ 5493-C

YEAR	MODEL	DESCRIPTION	QTY.	PART NUMBER
	5B482 ADAPTER - FRONT STABILIZER BAR MOUNTING			
69	B(with competition handling package)-8 cyl.390-GT & 428CJ		2	C9OZ 5B482-A
	5A483 REINFORCEMENT - FRONT STABILIZER BAR MOUNTING BRACKET			
69	B,X	R.H.	1	C9OZ 5A483-A
		L.H.	1	C9OZ 5A492-A
65/68	X		2	C0DZ 5A483-A
70	B	Supplied in 16054-5 apron assy only	2	★D0OB 5A483-A
	5484 INSULATOR - STABILIZER BAR Refer to Group 5493			
	5K484 LINK ASSY. - STABILIZER BAR			
72	B,S	Use on rear stabilizer bar	2	D2OZ 5K484-A
	L(73)	Use on front stabilizer bar	2	D2F2 5K484-A
	5486-7 BRACKET - STABILIZER BAR			
	- A -			
65/68	A	R.H.-upper bracket	1	C5AZ 5486-A
	A	L.H.-upper bracket	1	C5AZ 5486-B
	A	Lower clamp	2	C5AZ 5487-A
69/	A	Clamp	2	C9AZ 5486-A
	- B -			
65	B		2	C2SZ 5486-A
66	B(54,62)-6 cyl.	Heavy duty	2	C6OZ 5486-B
	B(71,76)-6 cyl.	Standard	2	
	B(8 cyl.)	Standard	2	
67/68	B		2	C6OZ 5486-B
69	B(exc.390-GT & 428CJ)with competition handling package)		2	C6OZ 5486-B
	B(8 cyl.390-GT,428CJ)-with competition handling package		2	C9OZ 5486-A
70/71	B(6 cyl. & 8 cyl.302,351)		2	D0OZ 5486-A
	B(8 cyl.429)		2	D0OZ 5486-B
72	B(exc.71,97)	Clamp-use on front stabilizer bar	2	C9AZ 5486-A
	B(71,97)	Bracket-use on front stabilizer bar	2	D2OZ 5486-A
	B	Bracket-use on rear stabilizer bar	2	D0OZ 5486-B
	B	R.H.-upper clamp-use on rear stabilizer bar	1	D2OZ 5C489-C
	B	L.H.-upper clamp-use on rear stabilizer bar	1	D2OZ 5C489-B
	B	Lower clamp-use on rear stabilizer bar	2	D2OZ 5C489-A
	- F -			
65/66	F(exc.GT350)		2	C3DZ 5486-A
	F(GT350)		2	C0DD 5486-A
67	F(6 cyl. & 8 cyl.)-exc.289-4/B-H.P.		2	C6OZ 5486-B
	F(8 cyl.289-4/B-H.P.)		2	C7ZZ 5486-A

S - Standard ▲ Paint Code Identification P - pink R - red V - violet W - white

COPYRIGHT © 1975 — FORD MOTOR COMPANY — DEARBORN, MICHIGAN

YEAR	MODEL	DESCRIPTION	QTY.	PART NUMBER
	5486-7 BRACKET - STABILIZER BAR - continued			
	- F -			
68	F(6 cyl. & 8 cyl.)-exc. 390 with competition handling package or with GT equipment group		2	C6OZ 5486-B
	F(8 cyl. 390)-with competition handling package or with GT equipment group		2	C7ZZ 5486-A
69	F(6 cyl. & 8 cyl.)-exc. 390 with competition handling package, 428, Boss		2	C6OZ 5486-B
	F(8 cyl. 390)-with competition handling package-with GT equipment group		2	C7ZZ 5486-A
	F(8 cyl. 428)-with GT & competition handling pkg.		2	
	F(Boss 302) "Before 4/14/69"		2	C6OZ 5486-B
	F(Boss 302) "From 4/14/69"		2	C7ZZ 5486-A
	F(Boss 429)	R. H. -use on front stabilizer bar	1	C9ZZ 5486-A
	F(Boss 429)	L. H. -use on front stabilizer bar	1	C9ZZ 5486-B
	F(Boss 429)	Use on rear stabilizer bar	2	C9ZZ 5486-C
70	F(6 cyl. & 8 cyl. 302)	Use on front stabilizer bar	2	C6OZ 5486-B
	F(8 cyl. 351)-exc. 63A, B, 65, 76 with competition handling package, 63C	Use on front stabilizer bar	2	
	F(Boss 302, 8 cyl. 351, 428)-competition handling package	Use on rear stabilizer bar	2	D0OZ 5486-A
	F(63A, B, 65, 76)-8 cyl. 351 with GT & competition handling packages	Use on front stabilizer bar	2	C7ZZ 5486-A
	F(63C)-8 cyl. 351	Use on front stabilizer bar	2	
	F(8 cyl. 428)	Use on front stabilizer bar	2	
	F(Boss 429)	R. H. -use on front stabilizer bar	1	C9ZZ 5486-A
	F(Boss 429)	L. H. -use on front stabilizer bar	1	C9ZZ 5486-B
	F(Boss 429)	Use on rear stabilizer bar	2	D0OZ 5486-B
71/	F		2	D0OZ 5486-A
	- L -			
72	L(73)	R.H. -bracket-use on front side inner member	1	D2FZ 5486-A
	L(73)	L.H. -bracket-use on front side inner member	1	D2FZ 5486-B
	L(73)	Clamp-use on stabilizer bar	2	D0OZ 5486-A
	- P -			
70/	P		2	D0OZ 5486-A
	- S -			
65/66	S		2	C2SZ 5486-A
67/70	S	R. H. -upper bracket	1	C7SZ 5486-A
	S	L. H. -upper bracket	1	C7SZ 5486-B
	S	Lower clamp	2	C5AZ 5487-A
71	S	Clamp	2	C5AZ 5487-A
72	S	Clamp-use on front stabilizer bar	2	C9AZ 5486-A
	S	Bracket-use on rear stabilizer bar	2	D0OZ 5486-B
	S	R.H.-upper clamp-use on rear stabilizer bar	1	D2OZ 5C489-C
	S	L.H.-upper clamp-use on rear stabilizer bar	1	D2OZ 5C489-B
	S	Lower clamp -use on rear stabilizer bar	2	D2OZ 5C489-A
	- X -			
65	X(59, 66, 71, 78)-6 cyl.		2	C3DZ 5486-A
	X(8 cyl.)		2	
66/70	X		2	C6OZ 5486-B
65/	A	Nut & retainer (bracket to frame)-5/16"-18	6	379913-S (MM192P)
65	B	Screw (brkt. & stabilizer to underbody)-5/16"-18 x 1 1/4"	4	20426-S8(B55)
72	B	Bolt (brkt.to u/body)-3/16"-18 x 6 1/2"	2	384802-S2(BB444T)
65	F	Bolt (bracket to underbody)-3/8"-24 x 1 1/4"	4	20429-S8(B172)
65/70	X(8 cyl.)		4	
65/70	X(59, 66, 71, 78)-6 cyl.		4	
65	F	Locknut (brkt. to underbody)	4	34445-S7(M80)
65/70	X(8 cyl.)		4	
65/70	X(59, 66, 71, 78)-6 cyl.		4	
65	F	Locknut (bracket to underbody)-3/8"-24	4	34370-S8(M99)
		Lockwasher-3/8"		357629-S7(XX303)
		Lockwasher-5/16"		34806-S7(X64)

HALPERT_AUCTIONS

YEAR	MODEL	DESCRIPTION	QTY.	PART NUMBER
	5486-7 BRACKET - STABILIZER BAR - continued			
65	S	Screw (brkt. & stabilizer to underbody)-No. 12-24 x 3/8"	4	354666-S2(BB568)
		Locknut-3/8"-24		34370-S8(M99)
65/68	S	Bolt (bracket to under body)-5/16"-18 x 3/4"	4	20346-S8(B50)
65	A	Bolt (bracket to frame)	6	
65/68	A	Bolt (clamp to stabilizer brkts.)-5/16"-18 x 1"	4	20386-S8(B53)
67/	S		4	
65/68	A	Locknut-5/16"-18	4	34392-S7-8(M93)
67/	S		4	
	5A486 END REPAIR KIT - STABILIZER BAR			
65/67	A	Front - consists of 1-C5AA 5495-S Stud 2-34443-S2 Nut 4-KC 55490-A Insulator 4-371169-S2 Washer	2	C5AZ 5A486-A
68/	A	Front - consists of - m/w D2OZ 5A486-A	2	★C8AZ 5A486-A
69/	S	1-C8AA 5490-A Spacer 1-34442-S7 Nut 4-KC 55490-A Insulator 4-371169-S2 Washer 1-385026-S2 Bolt	2	
65/67	B "Before 12/30/66"	Front - consists of	2	C2OZ 5A486-A
68	B(exc.GT)	1-C2OA 5490-A Spacer 1-34442-S7 or	2	
69/71	B	4-KC 55490-A Insulator 1-55691-S7 Nut	2	
68/	F	4-371169-S2 Washer 1-384611-S2 Bolt	2	
70/71	P (6 cyl.)		2	
72	P		2	
66/67	X "Before 12/30/66"		2	
68	X		2	
67	B "From 12/30/66"	Front - consists of	2	C7OZ 5A486-A
68	B(GT)	1-C2OA 5490-A Spacer 1-34442-S7 or	2	
67	X "From 12/30/66"	4-C7OA 5A494-A Insulator 1-55691-S7 Nut 4-MG 18041-A Washer 1-384611-S2 Bolt	2	
72	B	Front - consists of 1-C8AA 5490-A Spacer 4-371169-S2 Washer 4-KC 55490-A Insulator 1-385026-S2 Bolt 1-34442-S7 Nut	2	D2OZ 5A486-A
70/71	B(P/C-w/cross country (H/D) suspension)-8 cyl.351,429-4/B (exc.429-CJ)	Rear - consists of 1-D0OA 5K484-A Plate 1-33770-S4 Nut 1-D0OA 5490-A Spacer 2-371169-S2 Washer 2-KC 55490-A Bushing	2 2	D0OZ 5A486-A
72	B	Rear - consists of	2	§ D4OZ 5A486-A
72	S	2-MG 18041-A Retainer 1-34442-S7 Nut 1-D2OZ 5K484-A Link 1-56344-S2 Bolt 1-D2OZ 5C492-A Insulator 1-382802-S2 Nut 1-D2OZ 5C492-B Insulator		
70	F (Boss 302,8 cyl.351,428)- competition handling package	Rear - consists of 1-D0ZA 5490-A Spacer	2	D0ZZ 5A486-A
71	F(Boss 302,8 cyl.351-4/B,429)	4-KC 55490-A Bushing 1-34442-S2 Nut	2	
72	F(8 cyl.351)	4-371169-S2 Washer 1-384558-S2 Bolt	2	
72	L	Front - consists of 1-D2FZ 5C491-A Nut 1-371169-S2 Washer 2-KC 55490-A Insulator 1-384961-S100 Bolt	2	D2FZ 5A486-A
65/68	S	Front - consists of 1-C1SS 5495-A Stud 2-34662-S8 Nut 4-KC 55490-A Insulator 4-371169-S2 Washer	2	C1SZ 5A486-A
65/67	F	Front - consists of	2	C0DZ 5A486-B
65	X	1-C0DD 5495-A Stud 1-34662-S Nut & 4-KC 55490-A Insulator Washer 4-371216-S2 Washer 1-KD 5490-A Spacer	2	
	5B486 BUSHING - REAR STABILIZER BAR MOUNTING			
72	B,S		2	D2OZ 5B486-B
	5B486 PLATE - REAR STABILIZER BAR LINK MOUNTING BRACKET			
70/71	B(P/C)-8 cyl.351,429-4/B(exc.429-CJ)	Cross country (H/D)-suspension	2	D0OZ 5B486-A
72	B		2	D2OZ 5B486-A
	5487 CLAMP - STABILIZER BAR INSULATOR - Refer to Group 5486-7			
	5C489 CLAMP - REAR STABILIZER BAR MOUNTING - - Refer to Group 5486-7			

COPYRIGHT © 1975 — FORD MOTOR COMPANY — DEARBORN, MICHIGAN

HALPERT_AUCTIONS

YEAR	MODEL	DESCRIPTION	QTY.	PART NUMBER
	5490 SPACER - FRONT STABILIZER BAR			
72	L(73)	Improvise from .060" thick steel tubing	2	★
	5-5490 INSULATOR - FRONT STABILIZER BAR TO LOWER SUSPENSION ARM LINK BOLT			
72	A,B,S	Also serviced in 5A486 kit	8	KC 55490-A
	L(73)		8	
	5C491 NUT - FRONT STABILIZER BAR LINK			
72	L(73)	Use to retain stabilizer bar to link	2	D2FZ 5C491-A
	5A492 REINFORCEMENT - FRONT STABILIZER BAR MOUNTING BRACKET - Refer to Group 5A483			
	5C492 INSULATOR - REAR STABILIZER BAR LINK			
72	B	Upper	2	D2OZ 5C492-A
		Lower	2	D2OZ 5C492-B
	5493 INSULATOR - STABILIZER BAR - For front stabilizer bar refer to Group 5482. - For rear stabilizer bar refer to Group 5A772.			
	5B494 BRACKET - REAR STABILIZER BAR STUD SHIELD			
70	B(P/C)-8 cyl.351,429-4/B(exc.429-CJ)	Cross country (H/D) suspension	2	D0OZ 5B494-A
71	B(P/C)-8 cyl.351	Cross country (H/D) suspension	2	
	5500 ARM and BUSHING ASSY. - REAR SUSPENSION - UPPER			
65/66	A		1	C5AZ 5500-A
67/70	A(P/C)		1	
67/70	A(exc. P/C)		1	C7AZ 5500-A
71/	A		1	
67/71	S		1	
65	A	Bolt (to axle)-9/16"-12 x 4 1/2"	1	380831-S2 (BB817AT)
66/72	A	Bolt (to axle)-9/16"-12 x 4 1/4"	1	380826-S100
67/71	S	Bolt (to axle)	1	(BB817AR)
65/66	A	Bolt (to crossmember)-9/16"-12 x 4"	1	377310-S7-8 (BB412D)
67/	A	Bolt (to crossmember)-9/16"-12 x 4 1/8"	1	384929-S100
67/71	S		1	(BB200E)
67/72	A	Locknut (to crossmember)-9/16"-12	1	385020-S100
69	S	Locknut (to axle)	1	(MM170FA)
65/66	A	Lockwasher (to crossmember)-9/16"	1	34810-S7-8
65/72	A	Lockwasher (to axle)	1	(X69)
67/68	S	Lockwasher (to axle)	1	
70/71	S	Lockwasher (to axle)	1	
65	A	Nut & retainer (to crossmember)-9/16"-12 x 2 7/32"	1	377311-S2 (MM192V)
66	A	Nut & retainer (to crossmember)-9/16"-12 x 1 13/32"	1	377324-S2 (MM192W)
65/67	A	Nut (to axle)-9/16"-12	1	33847-S7(M58)
67	S	Nut (to axle)	1	
68/72	A	Nut (to axle)-9/16"-12	1	382828-S100
68	S	Nut (to axle)	1	(MM11AA)
70/71	S	Nut (to axle)	1	
	5536 INSULATOR - REAR SPRING			
65	A	1" I. D.	4	C5AZ 5536-A
66/	A		4	C9AZ 5536-A
72	B		2	
67/	S		4	
	5A537 SPACER - REAR SPRING CENTER BOLT			
65/67	S		4	C1VV 5A537-A
	5A539 PLATE - REAR SPRING FRONT HANGER ANCHOR			
65/67	S	3" long-1 15/16" wide-1/2" thick-not replaced	4	★C4SZ 5A539-A
	5546 BRACKET - TRACK BAR TO FRAME			
70/71	•Unique competition part	Not replaced	1	★D0ZX 5546-A
	5557 BRACKET - TRACK BAR TO AXLE			
70/71	•Unique competition part		1	D0ZX 5557-A

• Refer to appropriate muscle parts catalog

HALPERT_AUCTIONS

5560 SPRING - REAR - COIL

REAR COIL SPRING IDENTIFICATION CHART

PART NUMBER	LOAD LBS.	LOAD HEIGHT	FREE HEIGHT	DIAM. STOCK	NO. OF COILS	MARKINGS
C5AZ 5560-A	1000	8.32"	16.8"	.585"	7.2	Blue
★C5AZ 5560-A	1040	8.32"	17.1"	.585"	7.2	Red
C5AZ 5560-D	1020	8.32"	14.9"	.592"	6.1	Silver
C5AZ 5560-J	1400	8.32"	15.1"	.660"	6.5	White
★C5AZ 5560-K	960	8.32"	16.2"	.585"	7.2	Pink
★C5AZ 5560-L	1330	8.32"	16.9"	.630"	7.3	Violet
★C5AZ 5560-M	1080	8.32"	15.3"	.592"	6.1	Gold
★C5AZ 5560-N	1040	8.32"	16.3"	.585"	6.7	Green
★C5AZ 5560-T	920	8.32"	15.6"	.585"	7.2	Orange
★C6AZ 5560-A	1000	8.32"	16.8"	.585"	6.7	Blue
★C6AZ 5560-B	960	8.32"	16.2"	.585"	6.7	Pink
★C6AZ 5560-C	1330	8.32"	15.9"	.645"	6.7	Yellow & White
C6AZ 5560-D	1010	8.32"	14.8"	.615"	6.9	Red & Gold
★C6AZ 5560-E	1050	8.32"	15.1"	.615"	6.9	Blue & Gold
C6AZ 5560-F	1440	8.32"	15.2"	.660"	7.1	Brown & Gold
★C6AZ 5560-G	920	8.32"	15.6"	.585"	6.7	Orange
★C6AZ 5560-H	1370	8.32"	15.7"	.645"	6.9	Blue & White
★C6MY 5560-E	1040	8.32"	16.3"	.597"	7.2	Red
★C7AZ 5560-A	920	8.32"	15.4"	.585"	6.7	Orange
★C7AZ 5560-B	960	8.32"	15.7"	.585"	6.7	Pink
★C7AZ 5560-C	1000	8.32"	16.2"	.585"	6.7	Blue
C7AZ 5560-D	1040	8.32"	16.3"	.585"	6.7	Red
★C7AZ 5560-E	1080	8.32"	16.6"	.585"	6.0	Gold
★C7AZ 5560-F	1370	8.32"	15.7	.645"	6.77	Blue & Green
C7AZ 5560-G	1410	8.32"	15.5"	.645"	6.77	Blue Red
C7AZ 5560-H	1050	8.32"	14.8"	.615"	6.77	Red & Gold
★C7AZ 5560-J	1150	8.32"	15.7"	.615"	6.77	Green & Gold
★C7AZ 5560-K	1470	8.32"	15.3"	.685"	6.6	Brown & Gold
★C7AZ 5560-L	1500	8.32"	15.3"	.685"	6.6	2-Blue
★C7AZ 5560-M	1025	8.32"	14.0"	.645"	6.9	2-Gold
C7AZ 5560-N	1500	8.32"	14.2"	.695"	6.6	2-Pink
C7AZ 5560-R	1630	8.32"	14.6"	.695"	6.6	Yellow
C7AZ 5560-S	1100	8.32"	15.4"	.615"	6.8	Gold & Violet
C7MY 5560-A	850	8.32"	16.4"	.560"	6.6	Orange & Yellow
C7MY 5560-C	1220	8.32"	16.7"	.610"	6.6	Orange & Green
C7SZ 5560-F	1150	8.32"	15.5"	.615"	6.6	Gold & Yellow
C8AZ 5560-A	1440	8.32"	15.1"	.665"	6.7	2-Brown
★C8AZ 5560-B	1480	8.32"	15.3"	.665"	6.7	2-Yellow
★C8AZ 5560-C	880	8.32"	14.7"	.585"	6.4	Violet
★C8AZ 5560-D	920	8.32"	15.0"	.585"	6.4	2-Red
C8AZ 5560-E	960	8.32"	15.3"	.585"	6.4	2-Green
C8AZ 5560-F	1560	8.32"	14.3"	.695"	6.6	Gold & Silver
C8LY 5560-A	1120	8.32"	16.9"	.595"	7.1	Brown
C8LY 5560-B	1200	8.32"	15.8"	.615"	6.6	Gold & Pink
C9AZ 5560-A	1050	8.32"	14.1"	.645"	7.0	Yellow & Silver
C9AZ 5560-B	880	8.32"	15.0"	.585"	6.7	Green
C9AZ 5560-C	1380	8.32"	14.8"	.665"	6.7	Gold & Orange
C9AZ 5560-E	770	8.32"	15.7"	.560"	6.6	Orange & Brown
C9AZ 5560-F	1560	8.32"	14.8"	.685"	6.5	Yellow & Violet
★C9AZ 5560-G	840	8.32"	14.7"	.585"	6.7	Red & Green
★C9MY 5560-A	940	8.32"	14.3"	.600"	6.3	Yellow & Pink
C9SZ 5560-A	975	8.32"	14.6"	.600"	6.3	Yellow & Red
★D0AZ 5560-A	720	9.25"	14.9"	.570"	6.2	Violet & Red
D0AZ 5560-B	760	9.25"	15.1"	.575"	6.3	Green & Brown
D0AZ 5560-C	800	9.25"	15.4"	.575"	6.3	Grey
D0AZ 5560-D	840					Pink & Green
D0AZ 5560-E	670	9.25"	15.6"	.540"	6.7	Orange & Silver
D0AZ 5560-F	750	9.25"	16.3"	.550"	6.6	2-Orange
D0AZ 5560-G	1080	9.25"	16.7"	.610"	6.9	Orange & Pink
★D0AZ 5560-H	800	9.25"	14.5"	.595"	6.3	2-Silver
★D0AZ 5560-J	900	9.25"	14.8"	.610"	6.4	Silver & Red
D0AZ 5560-K	950	9.25"	15.1"	.610"	6.4	Silver
D0AZ 5560-L	965	9.25"	14.6"	.625"	6.3	Silver & Brown
D0AZ 5560-M	1170	9.25"	15.5"	.645"	6.7	Yellow & Green
D0AZ 5560-R	1275	9.25"	14.5"	.680"	6.4	Silver & Violet
D0AZ 5560-S	1390	9.25"	14.6"	.700"	6.5	Yellow & Grey
★D0AZ 5560-T	1270	9.25"	16.1"	.655"	7.0	Orange & Grey
D0AZ 5560-U	1320					Silver & Pink
★D0AZ 5560-V	1425	9.25"	15.1"	.695"	6.8	Pink & Grey
★D0AZ 5560-AA	1000					Silver & Green
D0LY 5560-A	1050					Pink & Red
D0LY 5560-B	1100	9.25"	16.1"	.625"	6.9	Grey & Green
D0LY 5560-C	1150					Grey & Brown
D0SZ 5560-A	850	9.25"	14.7"	.595"	6.1	Grey & Red
★D0SZ 5560-C	960	9.25"	16.6"	.585"	6.7	2 Red & 1 Green
D0SZ 5560-D	850					Red & Grey
D0VY 5560-B	1200					Pink & Brown
★D1AZ 5560-C	880					Green
D1SZ 5560-A	920	9.25"	16.3"	.585"	6.7	Red
★D2AZ 5560-A	1380					Yellow & Orange
D2OZ 5560-B	870					Violet & Yellow
D2OZ 5560-D	920					Green & Orange
D2OZ 5560-G	1120					Pink & Yellow
D2OZ 5560-R	900					Red & Green

COPYRIGHT © 1975 — FORD MOTOR COMPANY — DEARBORN, MICHIGAN
FINAL ISSUE

HALPERT_AUCTIONS

5560 SPRING - REAR - COIL - continued

REAR COIL SPRING APPLICATION CHART

YEAR	MODELS	ENGINE CYL.	ENGINE C. I. D.	LOAD POUNDS	DESCRIPTION	IDENT.	QTY. PER VEH.	•PART NUMBER
	- A -				**BEFORE 11/23/64**			
65	A(54A-B)	6&8	240, 289	1000		Blue	2	C5AZ 5560-A
	A(54A-B-E)	6	240	1020	Heavy Duty	Silver	2	C5AZ 5560-D
	A(54A-B-E)	8	289	1020	Heavy Duty.	Silver	2	C5AZ 5560-D
	A(54A-B)	8	352,390,427	1080	Heavy Duty-r/b C7AZ 5560-S	Gold	2	★C5AZ 5560-M
	A(54A-B)	8	352,390,427	1000		Blue	2	C5AZ 5560-A
	A(54E)	6&8	240, 289	960	r/b C8AZ 5560-E	Pink	2	★C5AZ 5560-K NOTE 1
	A(54E)	8	352,390,427	1000		Blue	2	C5AZ 5560-A
	A(54E)	8	352,390,427	1020	Heavy Duty	Silver	2	C5AZ 5560-D
	A(57B-F)	6&8	240, 289	1000		Blue	2	C5AZ 5560-A
	A(57B-F)	6&8	All	1080	Heavy Duty-r/b C7AZ 5560-S	Gold	2	★C5AZ 5560-M
	A(57B)	8	352,390,427	1000		Blue	2	C5AZ 5560-A
	A(57F)	8	352,390,427	1040	"Before 10/27/64"-r/b C5AZ 5560-N		2	★C5AZ 5560-B
	A(57F)	8	352,390,427	1040	"From 10/27/64 to 11/23/64"- r/b C7AZ 5560-D	Green	2	★ C5AZ 5560-N
	A(62B-E)	6&8	All	1020	Heavy Duty	Silver	2	C5AZ 5560-D
	A(62B-E)	6&8	240, 289	960	r/b C8AZ 5560-E	Pink	2	★C5AZ 5560-K NOTE 1
	A(63B)	6&8	240, 289	960	r/b C8AZ 5560-E	Pink	2	★C5AZ 5560-K NOTE 1
	A(63C-F)	6	240	1000		Blue	2	C5AZ 5560-A
	A(63C-F)	8	289	1000		Blue	2	C5AZ 5560-A
	A(63B-C-F)	8	352,390,427	1000		Blue	2	C5AZ 5560-A
	A(63B-C-F)	6&8	All	1020	Heavy Duty	Silver	2	C5AZ 5560-D
	A(71)	6&8	All	1400	Heavy Duty	White	2	C5AZ 5560-J
	A(71)	6&8	All	1330	r/b C6MY 5560-D	Violet	2	★C5AZ 5560-L
	A(76A-B)	6&8	All	1080	Heavy Duty- r/b C7AZ 5560-S	Gold	2	★C5AZ 5560-M
	A(76B)	6&8	240, 289	1040	"Before 10/27/64"-r/b C5AZ 5560-N		2	★C5AZ 5560-B
	A(76B)	6&8	240, 289	1040	"From 10/27/64 to 11/23/64"- r/b C7AZ 5560-D	Green	2	★C5AZ 5560-N
	A(76A)	6&8	240, 289	1000		Blue	2	C5AZ 5560-A
	A(76A)	8	352,390,427	1040	"Before 10/27/64"-r/b C5AZ 5560-N		2	★C5AZ 5560-B
	A(76A-B)	8	352,390,427	1040	"From 10/27/64 to 11/23/64"- r/b C7AZ 5560-D	Green	2	★ C5AZ 5560-N
	- A -				**FROM 11/23/64**			
65	A(54A-B-E)	6&8	Exc. 427	960	r/b C8AZ 5560-E	Pink	2	★C5AZ 5560-K NOTE 3
	A(54A-B-E)	6&8	All	1020	Heavy Duty	Silver	2	C5AZ 5560-D
	A(57B-F)	6&8	Exc. 427	1000		Blue	2	C5AZ 5560-A
	A(57B-F)	6&8	All	1080	Heavy Duty- r/b C7AZ 5560-S	Gold	2	★C5AZ 5560-M
	A(62B-E)	6&8	Exc. 427	920	r/b C8AZ 5560-E	Orange	2	★ C5AZ 5560-T
	A(62B-E)	6&8	All	1020	Heavy Duty	Silver	2	C5AZ 5560-D
	A(63B-C-F)	6&8	Exc. 427	960	r/b C8AZ 5560-E	Pink	2	★C5AZ 5560-K NOTE 3
	A(63B-C-F)	6&8	All	1020	Heavy Duty	Silver	2	C5AZ 5560-D
	A(71)	6&8	All	1330	r/b C6MY 5560-D	Violet	2	★C5AZ 5560-L
	A(71)	6&8	All	1400	Heavy Duty	White	2	C5AZ 5560-J
	A(76A-B)	6&8	Exc. 427	1000		Blue	2	C5AZ 5560-A
	A(76A-B)	6&8	All	1080	Heavy Duty- r/b C7AZ 5560-S	Gold	2	★C5AZ 5560-M
66	A(54)	6&8	Exc. 427	960	M/W C8AZ 5560-E	Pink	2	★C6AZ 5560-B
	A(54)	6&8	All	1010	Heavy Duty	Red & Gold	2	C6AZ 5560-D
	A(57)	6&8	All	1050	Heavy Duty-M/W C7AZ 5560-H	Blue & Gold	2	★C6AZ 5560-E

NOTE 1 - When C8AZ 5560-E replacement spring is used on 1965 vehicles, you must use (2) C9AZ 5536-A insulators, (2) C6AZ 5A569-A retainers, (2) 20392-S7-8 bolts, (1) 356474-S18 washers and (2) 382599-S100 nuts

• Recommended to be serviced in pairs only

HALPERT_AUCTIONS

5560 SPRING - REAR - COIL - continued

REAR COIL SPRING APPLICATION CHART

YEAR	MODELS	ENGINE CYL.	ENGINE C.I.D.	LOAD POUNDS	DESCRIPTION	IDENT.	QTY. PER VEH.	•PART NUMBER
	- A -							
66	A(57B)	6&8	Exc.427	1000	r/b C7AZ 5560-D	Blue	2	★C6AZ 5560-A
	A(57F)	6&8	Exc. 427		"Before 2/14/66"		2	
	A(63)	6&8	Exc. 427		"From 2/14/66		2	
	A(57F)	6&8	Exc. 427	1040	"From 2/14/66" -r/b C7AZ 5560-D	Red	2	★C6MY 5560-E
	A(62)	6&8	Exc. 427	920	r/b C8AZ 5560-E	Orange	2	★C6AZ 5560-G
	A(62)	6&8	All	1010	Heavy Duty	Red & Gold	2	C6AZ 5560-D
	A(63)	6&8	Exc. 427	960	"Before 2/14/66"-M/W C8AZ 5560-E	Pink	2	★C6AZ 5560-B
	A(63B)	6&8	All	1010	Heavy Duty	Red & Gold	2	C6AZ 5560-D
	A(63C-F)	6&8	All	1050	Heavy Duty-M/W C7AZ 5560-H	Blue & Gold	2	★C6AZ 5560-E
	A(71)	6&8	All	1330	M/W C6AZ 5560-D	Violet or Yellow & White	2	★C6AZ 5560-C
	A(71)	6&8	All	1370	r/b C7AZ 5560-G	Blue & White	2	★C6AZ 5560-H
	A(71)	6&8	All	1440	Heavy Duty	Brown & Gold	2	C6AZ 5560-F
	A(76)	6&8	Exc. 427	1000	"Before 2/1/66"-r/b C7AZ 5560-D	Blue	2	★C6AZ 5560-A
	A(76)	6&8	Exc. 427	1040	"From 2/1/66"-r/b C7AZ 5560-D	Red	2	★C6MY 5560-E
	A(76)	6&8	All	1050	Heavy Duty-M/W C7AZ 5560-H	Blue & Gold	2	★C6AZ 5560-E
67	A(54A-B-E)-NOTE 1	6&8	Exc.427	960	r/b C8AZ 5560-E	Pink	2	★C7AZ 5560-B
	A(63B)	6&8	Exc.427		"Before 12/12/66"		2	
	A(54A-B,E,57B, 62B)-NOTE 2	6&8	240, 289, 390-2/B				2	
	A(62E)-NOTE 2	6&8	Exc. 427				2	
	A(54A-B P/C)	6&8	All	1025	M/W C9AZ 5560-A	2 Gold	2	★C7AZ 5560-M
	A(62B-E P/C)	6&8	All				2	
	A(54A-B-E)-NOTE 1	8	427	1050	Heavy Duty	Red Gold	2	C7AZ 5560-H
	A(57B)	8	427		Heavy Duty		2	
	A(62B)-NOTE 1	8	427		Heavy Duty		2	
	A(63D, 76D)-7 Litre	8	427				2	
	A	6&8	All		Expanded & N.Y. Taxi package		2	
	A(54A-B-E, 62B,E)	6&8	240,289,390-2/B		Heavy Duty-expanded & N.Y.Taxi pkg. & Hi-Speed ride & handling pkg.		2	
	A(54A-B-E,62B)	8	390-4/B,427,428	1050	With Special ride & handling package	Red Gold	2	C7AZ 5560-H
	A(62E)	8	390-4/B,427-4/B, 428		With Hi-Speed ride package		2	
	A(57B, 63B)	6&8	240,289,390-2/B		With Hi-Speed ride & handling package		2	
	A(57F, 63C)	8	289, 390-2/B		With Hi-Speed ride & handling package		2	
	A(54A-B-E, 62B)-NOTE 2	8	390-4/B, 427, 428	1100	Heavy Duty	Gold-Violet	2	C7AZ 5560-S
	A(57B-F,63B-C)	6&8	240,289,390-2/B		Heavy Duty		2	
	A(57B,63B-C)	8	390-4/B,427,428		Heavy Duty-with 7 Litre Power option & Hi-Speed ride & handling package		2	
	A(63J)	8	289, 390-2/B		Heavy Duty-with Hi-Speed ride & handling package		2	
	A(71H)						2	
	A(57F,63J)	8	390-4/B, 427		Heavy Duty-with Hi-Speed ride & handling package		2	
	A(54C)	8	All		Heavy Duty-with Hi-Speed ride & handling package		2	

NOTE 1 - Before 1/23/67 NOTE 2 - From 1/23/67 NOTE 3 - When C8AZ 5560-E replacement is used on 1965 vehicles, you must use (2) C9AZ 5536-A insulators, (2) C6AZ 5A569-A retainers, (2) 20392-S7-8 bolts, (1) 356474-S18 washers and (2) 382599-S100 nuts

• Recommended to be serviced in pairs only

COPYRIGHT © 1975 — FORD MOTOR COMPANY — DEARBORN, MICHIGAN

FINAL ISSUE

5560 SPRING - REAR - COIL - continued

REAR COIL SPRING APPLICATION CHART

YEAR	MODELS	ENGINE CYL.	ENGINE C.I.D.	LOAD POUNDS	DESCRIPTION	IDENT.	QTY. PER VEH.	• PART NUMBER
	- A -							
67	A(57B)-NOTE 1	6&8	Exc.427	1000	r/b C7AZ 5560-D	Blue	2	★ C7AZ 5560-C
	A(54A-B,E,57B, 62B)-NOTE 2	8	390-4/B, 428				2	
	A(57F, 76B)- NOTE 2	8	289, 390-2/B				2	
	A(63C)	6&8	Exc.427				2	
	A(76A)-NOTE 2	6&8	240, 289, 390, 428				2	
	A(54C)-NOTE 1	8	Exc. 427				2	
	A(57F)	8	390-4/B, 428	1040		Red	2	C7AZ 5560-D
	A(57F)- NOTE 1	8	289, 390-2/B				2	
	A(63J)	8	Exc.427				2	
	A(76A)- NOTE 1	6&8	Exc.427				2	
	A(54C)- NOTE 2	8	Exc.427				2	
	A(76B)- NOTE 2	8	390-4/B, 428				2	
	A(57F, 63J)	8	390-4/B, 427, 428	1150	Heavy Duty-r/b C7SZ 5560-F	Green Gold	2	★C7AZ 5560-J
	A(76A-B)	8	427		Heavy Duty		2	
	A	6&8	All		Expanded & N.Y. Taxi package		2	
	A(76A-B)	6&8	All		Heavy Duty-with 7 Litre Power option & Hi-Speed ride & handling package		2	
	A(54C)	8	All		Heavy Duty		2	
	A(62B, E)-NOTE 1	6&8	Exc.427	920	R/B C8AZ 5560-E	Orange	2	★C7AZ 5560-A
	A(63B)	8	390-4/B, 428		"From 12/12/66"		2	
	A(63C-J)	6&8	Exc.427		"From 12/12/66"		2	
	A(71B-D-F)	6&8	All	1370	With soft ride suspension- r/b C7AZ 5560-G	Blue Green	2	★C7AZ 5560-F
	A(71A-C-E-G)	6&8	All	1410	With soft ride suspension	Blue Red	2	C7AZ 5560-G
	A(71B-D-F)	6&8	All	1470	Standard-r/b C9AZ 5560-F	Brown-Gold	2	★C7AZ 5560-K
	A(71A-C-E-G)	6&8	All	1500	Standard-r/b C9AZ 5560-B	2 Blue	2	★C7AZ 5560-L
	A(71 P/C)	8	428	1500		2 Pink	2	C7AZ 5560-N
	A(71B-C-D-E)	6&8	All	1630	Extra Heavy Duty for Special nine passenger unit	Yellow	2	C7AZ 5560-R
	A(76B)-NOTE 1	8	390-4/B, 428	1080	r/b C7AZ 5560-D	Gold	2	★C7AZ 5560-E
	A(76B)- NOTE 1	8	289, 390-2/B				2	
68	A(54A, B)	6&8	240, 302, 390, 428	1000	r/b C7AZ 5560-D	Blue	2	★C7AZ 5560-C
	A(54C)	8	302, 390-2/B				2	
	A(62E)	8	390-4/B, 428				2	
	A(54A, B, E, 62B)	6&8	240, 302, 390, 428				2	
	A(54C)	6&8	240, 302, 390-2/B				2	
	A(54C)	8	390-4/B, 428	1040		Red	2	C7AZ 5560-D
	A(54A, B, 57B, 62B, 63B, 65C)	6&8	All	1100	Heavy Duty	Gold Violet	2	C7AZ 5560-S
	A(54E, 62E)	8	390-4/B, 427, 428		Heavy Duty		2	
	A(54C, 57F, 63C, 65A)	6&8	240, 302, 390-2/B		Heavy Duty-without GT option Group		2	
	A(57F, 65A)	8	All		Heavy Duty-with Hi-Speed handling package		2	
	A(54A, C, 57B, 63B, 65C)	8	390-4/B, 427, 428		With Hi-Speed handling package		2	
	A(63C, 76B)	8	302, 390-2/B		Heavy Duty-with G.T. option group		2	

NOTE 1 - Before 1/23/67 NOTE 2 - From 1/23/67 • - Recommended to be serviced in pairs only

HALPERT_AUCTIONS

5560 SPRING - REAR - COIL - continued

REAR COIL SPRING APPLICATION CHART

YEAR	MODELS	ENGINE CYL.	ENGINE C.I.D.	LOAD POUNDS	DESCRIPTION	IDENT.	QTY. PER VEH.	• PART NUMBER
	- A -							
68	A(54C,57F, 63C,65A)	8	390-4/B, 427,428	1150	Standard-r/b C7SZ 5560-F	Green Gold	2	★C7AZ 5560-J
	A(76A,B)	6&8	All		Heavy Duty		2	
	A(76B)	8	390-4/B, 427,428		Heavy Duty-with G.T.option group		2	
	A(54E,62E)	6&8	240,302, 390-2/B	1050	Heavy duty	Red Gold	2	C7AZ 5560-H
	A(54A,C,57B, 63B,65C)	6&8	240,302, 390-2/B		Heavy Duty-with Hi-Speed handling package		2	
	A(63C)	8	240,390-4/B, 428		Heavy Duty-with G.T.option group		2	
	A(54,62 P/C)	6&8	All	1025	M/W C9AZ 5560-A	2 Gold	2	★C7AZ 5560-M
	A(57B,F)	6&8	240,302, 390,428	960	Standard	2 Green	2	C8AZ 5560-E
	A(76A,B)	8	390-4/B,428				2	
	A(62E)	6&8	240,302, 390-2/B	960	R/B C8AZ 5560-E	Pink	2	★C7AZ 5560-B
	A(63B)	6&8	All	880	Standard -M/W C9AZ 5560-B	Violet	2	★C8AZ 5560-C
	A(63C,65A,C)	6&8	240,302,390-2/B				2	
	A(63C,65A,C)	8	390-4/B,428	920	Standard -r/b C8AZ 5560-E	2 Red	2	★C8AZ 5560-D
	A(63C,76A,B)	6&8	240,302,390-2/B				2	
	A(71A,C,J)	6&8	All	1480	Standard-r/b C9AZ 5560-C	2 Yellow	2	★C8AZ 5560-B
	A(71B,D,E,H)	6&8	All	1440	Standard	2 Brown	2	C8AZ 5560-A
	A(71)	6&8	All	1560	Heavy Duty	Gold & Silver	2	C8AZ 5560-F
	A(71 P/C)	6&8	All				2	
	A(exc.71)	6&8	All	850	With air leveler system	Orange Yellow	2	C7MY 5560-A
	A(71)	6&8	All	1220	With air leveler system-r/b C8LY 5560-B	Orange Green	2	★C7MY 5560-C
	A(71 P/C)	8	428	1500		2 Pink	2	C7AZ 5560-N
69	A(54B)	6&8	All	920	R/B C8AZ 5560-E	Orange	2	★C7AZ 5560-A
	A(54A,C)	6&8	Exc.390-4/B,429				2	
	A(54E,76A,B)	8	390-4/B,429				2	
	A(54A,C)	8	390-4/B,429	960	R/B C8AZ 5560-E	Pink	2	★C7AZ 5560-B
	A(54A,B,C)	6&8	All	850	With air leveler system	Orange	2	C7MY 5560-A
	A(54E)	8	390-4/B,429		With air leveler system	Yellow	2	
	A(54A,C,57B, 63B)	6&8	Exc.390-4/B, 429	1050	Heavy Duty	Red Gold	2	C7AZ 5560-H
	A(54B,E,62B, E,65A,C)	6&8	All				2	
	A(57,62,63,65, 76)	6&8	All	770	With air leveler system	Orange Brown	2	C9AZ 5560-E
	A(54E)	6&8	Exc.390-4/B,429		With air leveler system		2	
	A(57F,63C)	6&8	All	880	Standard	Green	2	C9AZ 5560-B
	A(54E,76A,B)	6&8	Exc.390-4/B,429				2	
	A(57B,63B)	8	390-4/B,429				2	
	A(57F,63C,76A)	6&8	All	1100	Heavy Duty	Gold	2	C7AZ 5560-S
	A(54A,C,57B, 63B)	8	390-4/B,429		Heavy Duty	Violet	2	
	A(76B)	6&8	Exc.390-4/B,429		Heavy duty		2	
	A(62,65)	6&8	All	840	Standard-without air leveler system - r/b C9AZ 5560-B	Red	2	★C9AZ 5560-G
	A(57B,63B)	6&8	Exc.390-4/B,429			Green	2	
	A(63C,76B)-XL-GT	6&8	All	940	Standard-without air leveler system	Yellow Pink	2	C9MY 5560-A
	A(P/C)-exc.71	6&8	All	1050		Yellow Silver	2	C9AZ 5560-A
	A(71D)	6&8	All	1380	Standard	Gold Orange	2	C9AZ 5560-C
	A(71A,B,C,E, H,J)	6&8	All	1440	Standard	2 Brown	2	C8AZ 5560-A

• Recommended to be serviced in pairs only

COPYRIGHT © 1975 — FORD MOTOR COMPANY — DEARBORN, MICHIGAN

HALPERT_AUCTIONS

5560 SPRING - REAR - COIL - continued

REAR COIL SPRING APPLICATION CHART

YEAR	MODELS	ENGINE CYL.	ENGINE C. I. D.	LOAD POUNDS	DESCRIPTION	IDENT.	QTY. PER VEH.	• PART NUMBER
	- A -							
69	A(71 P/C)	6&8	All	1560	Heavy Duty	Gold & Silver	2	C8AZ 5560-F
	A(63B, 65C, 71B, C)	6&8	All				2	
	A(71)-exc. P/C	6&8	All	1560	Heavy Duty	Yellow Violet	2	C9AZ 5560-F
	A(71)	6&8	All	1220	With air leveler system-r/b C8LY 5560-B	Orange Green	2	★C7MY 5560-C
	A(76B)	8	390-4/B,429	1150	Heavy Duty-r/b C7SZ 5560-F	Green Gold	2	★C7AZ 5560-J
70	A(54A)-exc.P/C	6&8	All	670	With air leveler system	(1) Orange (1) Silver	2	D0AZ 5560-E
	A(54A)-exc.P/C	6&8	Exc. 429-4/B	760	Standard-without air leveler system	(1) Green (1) Brown	2	D0AZ 5560-B
	A(54A)-exc.P/C	8	429-4/B	840	Standard-without air leveler system	(1) Pink (1) Green	2	D0AZ 5560-D
	A(54A)-exc.P/C	6&8	All	900	Heavy duty-without air leveler system-r/b D0AZ 5560-K	(1) Silver (1) Red	2	★D0AZ 5560-J
	A(54A)-P/C	8	All	965	Standard	(1) Silver (1) Brown	2	D0AZ 5560-L
	A(54B)-exc.P/C	6&8	All	670	With air leveler system	(1) Orange (1) Silver	2	D0AZ 5560-E
	A(54B)-exc.P/C	8	302,351,390 429	750	With air leveler system	(2) Orange	2	D0AZ 5560-F
	A(54B)-exc.P/C	6&8	Exc. 429-4/B	760	Standard-without air leveler system	(1) Green (1) Brown	2	D0AZ 5560-B
	A(54B)-exc.P/C	8	429-4/B	840	Standard-without air leveler system	(1) Pink (1) Green	2	D0AZ 5560-D
	A(54B)-exc.P/C	8	429-4/B	950	Heavy duty-without air leveler system	(1) Silver	2	D0AZ 5560-K
	A(54B)-P/C	8	All	965	Standard	(1) Silver (1) Brown	2	D0AZ 5560-L
	A(54C)	6&8	All	670	With air leveler system	(1) Orange (1) Silver	2	D0AZ 5560-E
	A(54C)	8	Exc.429-4/B	760	Standard-without air leveler system	(1) Green (1) Brown	2	D0AZ 5560-B
	A(54C)	6&8	Exc. 429-4/B	850	Heavy duty -without air leveler system	(1) Grey (1) Red	2	D0SZ 5560-A
	A(54C)	8	429-4/B	840	Standard-without air leveler system	(1) Pink (1) Green	2	D0AZ 5560-D
	A(54C)	8	429-4/B	900	Heavy duty-without air leveler system-r/b D0AZ 5560-K	(1) Silver (1) Red	2	★D0AZ 5560-J
	A(54E)-exc.P/C	6&8	All	670	With air leveler system	(1) Orange (1) Silver	2	D0AZ 5560-E
	A(54E)-exc.P/C	6&8	Exc.429-4/B	760	Standard-without air leveler system	(1) Green (1) Brown	2	D0AZ 5560-B
	A(54E)-exc.P/C	6&8	Exc. 429-4/B	850	Heavy duty-without air leveler system	(1) Grey (1) Red	2	D0SZ 5560-A
	A(54E)-exc.P/C	8	429-4/B	840	Standard-without air leveler system	(1) Pink (1) Green	2	D0AZ 5560-D
	A(54E)-exc.P/C	8	429-4/B	900	Heavy duty-without air leveler system-r/b D0AZ 5560-K	(1) Silver (1) Red	2	★D0AZ 5560-J
	A(54E)-P/C	8	All	965	Standard	(1) Silver (1) Brown	2	D0AZ 5560-L
	A(57)	6&8	All	670	With air leveler system	(1) Orange (1) Silver	2	D0AZ 5560-E
	A(57)	6&8	All	720	Standard-without air leveler system-r/b D0AZ 5560-B	(1) Violet (1) Red	2	★D0AZ 5560-A
	A(57)	6&8	Exc.429-4/B	800	Heavy duty-without air leveler system-r/b D0SZ 5560-A	(2) Silver	2	★D0AZ 5560-H

• Recommended to be serviced in pairs only

HALPERT_AUCTIONS

5560 SPRING - REAR - COIL - continued

REAR COIL SPRING APPLICATION CHART

YEAR	MODELS	ENGINE CYL.	ENGINE C.I.D.	LOAD POUNDS	DESCRIPTION	IDENT.	QTY. PER VEH.	• PART NUMBER
	- A -							
70	A(57)	8	429-4/B	850	Heavy duty-without air leveler system	(1) Grey (1) Red	2	D0SZ 5560-A
	A(62)-exc.P/C	6&8	All	670	With air leveler system	(1) Orange (1) Silver	2	D0AZ 5560-E
	A(62)-exc.P/C	6&8	All	720	Standard-without air leveler system-r/b D0AZ 5560-B	(1) Violet (1) Red	2	★D0AZ 5560-A
	A(62)-Exc.P/C	6&8	Exc.429-4/B	800	Heavy duty-without air leveler system-r/b D0SZ 5560-A	(2) Silver	2	★D0AZ 5560-H
	A(62)-exc. P/C	8	429-4/B	850	Heavy duty-without air leveler system	(1) Grey (1) Red	2	D0SZ 5560-A
	A(62)-P/C	8	All	965	Standard	(1) Silver (1) Brown	2	D0AZ 5560-L
	A(63)	6&8	All	670	With air leveler system	(1) Orange (1) Silver	2	D0AZ 5560-E
	A(63)	6&8	All	720	Standard-without air leveler system-r/b D0AZ 5560-B	(1) Violet (1) Red	2	★D0AZ 5560-A
	A(63) A(63B)	6&8 8	Exc.429-4/B 429-4V	800	Heavy duty-without air leveler system With competition handling package-r/b D0SZ 5560-A	(2) Silver	2 2	★D0AZ 5560-H
	A(63)	8	429-4/B	850	Heavy duty-without air leveler system	(1) Grey (1) Red	2	D0SZ 5560-A
	A(65)-Exc.P/C	6&8	All	670	With air leveler system	(1) Orange (1) Silver	2	D0AZ 5560-E
	A(65)-Exc.P/C	6&8	All	720	Standard-without air leveler system-r/b D0AZ 5560-B	(1) Violet (1) Red	2	★D0AZ 5560-A
	A(65)-exc.P/C	8	429-4/B	850	Heavy duty-without air leveler system	(1) Grey (1) Red	2	D0SZ 5560-A
	A(65)-exc.P/C	6&8	Exc.429-4/B	800	Heavy duty-without air leveler system-r/b D0SZ 5560-A	(2) Silver	2	★D0AZ 5560-H
	A(65C)-P/C	8	All	965	Standard	(1) Silver (1) Brown	2	D0AZ 5560-L
	A(71)-exc. P/C	8	302,351,390, 429	1080	With air leveler system	(1) Orange (1) Pink	2	D0AZ 5560-G
	A(71)-exc.P/C	6&8	All	1170	Standard-without air leveler system-"Before 10/9/69"	(1) Yellow (1) Green	2	D0AZ 5560-M
	A(71)-exc.P/C	6&8	All	1270	Standard-without air leveler system-"From 10/9/69"-r/b D4AZ 5560-AJ	(1) Orange (1) Grey	2	★D0AZ 5560-T
	A(71)-exc.P/C	6&8	Exc. 428	1275	Heavy duty-without air leveler system-"Before 10/9/69"	(1) Silver (1) Violet	2	D0AZ 5560-R
	A(71)-exc. P/C	6&8	Exc. 428	1425	Heavy duty-without air leveler system-"From 10/9/69"-r/b D4AZ 5560-AN	(1) Pink (1) Grey	2	★D0AZ 5560-V
	A(71)-P/C	6&8	Exc. 428	1390	Heavy duty	(1) Yellow (1) Grey	2	D0AZ 5560-S
	A(76)	6&8	All	670	With air leveler system	(1) Orange (1) Silver	2	D0AZ 5560-E
	A(76)	8	429-4/B	840	Standard-without air leveler system	(1) Pink (1) Green	2	D0AZ 5560-D
	A(76)	6&8	All	900	Heavy duty-without air leveler system-r/b D0AZ 5560-K	(1) Silver (1) Red	2	★D0AZ 5560-J
	A(76)	8	429-4/B	800	Without air leveler system-with competition handling package-r/b D0SZ 5560-A	(2) Silver	2	★D0AZ 5560-H
71	A(53)-exc.P/C			800	Standard-without air leveler system	(1) Grey	2	D0AZ 5560-C
	A(53)-exc.P/C exc. P/C			900	Heavy duty-without air leveler system-r/b D0AZ 5560-K	(1) Silver (1) Red	2	★D0AZ 5560-J
	A(53)-exc.P/C			670	Standard-with air leveler system-"Before 5/18/71"	(1) Orange (1) Silver	2	D0AZ 5560-E

• Recommended to be serviced in pairs only

May, 1975

COPYRIGHT © 1975 — FORD MOTOR COMPANY — DEARBORN, MICHIGAN

FINAL ISSUE

HALPERT_AUCTIONS

5560 SPRING - REAR - COIL - continued

REAR COIL SPRING APPLICATION CHART

YEAR	MODELS	ENGINE CYL.	ENGINE C.I.D.	LOAD POUNDS	DESCRIPTION	IDENT.	QTY. PER VEH.	• PART NUMBER
	- A -							
71	A(53)-exc.P/C			760	Standard-with air leveler system-"From 5/18/71"	(1) Green (1) Brown	2	D0AZ 5560-B
	A(53)-P/C			965	Heavy Duty	(1) Silver (1) Brown	2	D0AZ 5560-L
	A(54)-exc.P/C			800	Standard-without air leveler system	(1) Grey	2	D0AZ 5560-C
	A(54)-exc. P/C			950	Heavy duty-without air leveler system	(1) Silver	2	D0AZ 5560-K
	A(54)-exc.P/C			670	Standard-with air leveler system-"Before 5/18/71"	(1) Orange (1) Silver	2	D0AZ 5560-E
	A(54)-exc.P/C			760	Standard-with air leveler system-"From 5/18/71"	(1) Green (1) Brown	2	D0AZ 5560-B
	A(54)-P/C			965	Heavy duty	(1) Silver (1) Brown	2	D0AZ 5560-L
	A(57F,H)-exc.P/C			800	Standard-without air leveler system	(1) Grey	2	D0AZ 5560-C
	A(57F,H)-exc. P/C			900	Heavy duty-without air leveler system-r/b D0AZ 5560-K	(1) Silver (1) Red	2	★D0AZ 5560-J
	A(57F,H)-exc.P/C			670	Standard-with air leveler system-"Before 5/18/71"	(1) Orange (1) Silver	2	D0AZ 5560-E
	A(57F,H)-exc.P/C			760	Standard-with air leveler system-"From 5/18/71"	(1) Green (1) Brown	2	D0AZ 5560-B
	A(57F,H)-P/C			965	Heavy duty	(1) Silver (1) Brown	2	D0AZ 5560-L
	A(57K)-exc.P/C			840	Standard-without air leveler system	(1) Pink (1) Green	2	D0AZ 5560-D
	A(57K)-exc.P/C			900	Heavy duty-without air leveler system-r/b D0AZ 5560-K	(1) Silver (1) Red	2	★D0AZ 5560-J
	A(57K)-exc.P/C			670	Standard-with air leveler system-"Before 5/18/71"	(1) Orange (1) Silver	2	D0AZ 5560-E
	A(57K)-exc.P/C			760	Standard-with air leveler system-"From 5/18/71"	(1) Green (1) Brown	2	D0AZ 5560-B
	A(57K)-P/C			965	Heavy duty	(1) Silver (1) Brown	2	D0AZ 5560-L
	A(65D,F,H)-exc.P/C			760	Standard-without air leveler system	(1) Green (1) Brown	2	D0AZ 5560-B
	A(65D,F,H)-exc.P/C			900	Heavy duty-without air leveler system-r/b D0AZ 5560-K	(1) Silver (1) Red	2	★D0AZ 5560-J
	A(65D,F,H)-exc.P/C			670	Standard-with air leveler system-"Before 5/18/71"	(1) Orange (1) Silver	2	D0AZ 5560-E
	A(65D,F,H)-exc.P/C			760	Standard-with air leveler system-"From 5/18/71"	(1) Green (1) Brown	2	D0AZ 5560-B
	A(65D,F,H)-P/C			965	Heavy duty	(1) Silver (1) Brown	2	D0AZ 5560-L
	A(65K)-exc.P/C			800	Standard-without air leveler system	(1) Grey	2	D0AZ 5560-C
	A(65K)-exc.P/C			900	Heavy duty-without air leveler system-r/b D0AZ 5560-K	(1) Silver (1) Red	2	★D0AZ 5560-J
	A(65K)-exc.P/C			670	Standard-with air leveler system-"Before 5/18/71"	(1) Orange (1) Silver	2	D0AZ 5560-E
	A(65K)-exc.P/C			760	Standard-with air leveler system-"From 5/18/71"	(1) Green (1) Brown	2	D0AZ 5560-B
	A(65K)-P/C			965	Heavy duty	(1) Silver (1) Brown	2	D0AZ 5560-L
	A(71B,D)-exc.P/C			1270	Standard-without air leveler system-"Before 7/1/71"-r/b D4AZ 5560-AJ	(1) Orange (1) Grey	2	★D0AZ 5560-T
	A(71B,D)-exc.P/C			1320	Standard-without 8 passenger rear seat & air leveler system-"From 7/1/71"	(1) Silver (1) Pink	2	D0AZ 5560-U
	A(71B,D)-exc.P/C			1380	Standard-with 8 passenger rear seat-without air leveler system-"From 7/1/71"-r/b D4AZ 5560-AL	(1) Yellow (1) Orange	2	★D2AZ 5560-A

• Recommended to be serviced in pairs only

HALPERT_AUCTIONS

5560 SPRING - REAR - COIL - continued

REAR COIL SPRING APPLICATION CHART

YEAR	MODELS	ENGINE CYL.	ENGINE C.I.D.	LOAD POUNDS	DESCRIPTION	IDENT.	QTY PER VEH.	• PART NUMBER
	- A -							
71	A(71B,D)-exc.P/C			1425	Heavy duty-without air leveler system -r/b D4AZ 5560-AN	(1) Pink (1) Grey	2	★D0AZ 5560-V
	A(71B,D)-exc.P/C			1080	Standard-with air leveler system-"Before 5/18/71"	(1) Orange (1) Pink	2	D0AZ 5560-G
	A(71B,D)-exc.P/C			1100	Standard-with air leveler system-"From 5/18/71"	(1) Grey (1) Green (1) Yellow	2	D0LY 5560-B
	A(71B,D)-P/C			1390	Heavy duty	(1) Yellow (1) Grey	2	D0AZ 5560-S
	A(71F,H)-exc.P/C			1270	Standard-without 8 passenger rear seat and air leveler system - "Before 7/1/71"-r/b D4AZ 5560-AJ	(1) Orange (1) Grey	2	★D0AZ 5560-T
	A(71F,H)-exc.P/C			1320	Standard-with 8 passenger rear seat-without air leveler system - "Before 7/1/71"	(1) Silver (1) Pink	2	D0AZ 5560-U
	A(71F,H)-exc.P/C			1380	Standard-without air leveler system-"From 7/1/71" - r/b D4AZ 5560-AL	(1) Yellow (1) Orange	2	★D2AZ 5560-A
	A(71F,H)-exc.P/C			1425	Heavy duty-without air leveler system -r/b D4AZ 5560-AN	(1) Pink (1) Grey	2	★D0AZ 5560-V
	A(71F,H)-exc.P/C			1080	Standard-with air leveler system-"Before 5/18/71"	(1) Orange (1) Pink	2	D0AZ 5560-G
	A(71F,H)-exc.P/C			1100	Standard-with air leveler system-"From 5/18/71"	(1) Grey (1) Green (1) Yellow	2	D0LY 5560-B
	A(71F,H)-P/C			1390	Heavy duty	(1) Yellow (1) Grey	2	D0AZ 5560-S
	A(76)-exc. P/C			840	Standard-without air leveler system	(1) Pink (1) Green	2	D0AZ 5560-D
	A(76)-exc.P/C			950	Heavy duty-without air leveler system	(1) Silver	2	D0AZ 5560-K
	A(76)-exc.P/C			670	Standard-with air leveler system-"Before 5/18/71"	(1) Orange (1) Silver	2	D0AZ 5560-E
	A(76)-exc.P/C			760	Standard-with air leveler system-"From 5/18/71"	(1) Green (1) Brown	2	D0AZ 5560-B
	A(76)-P/C			965	Heavy duty	(1) Silver (1) Brown	2	D0AZ 5560-L
72	A(53H,K)			840	Standard-without air leveler systems - "Before 10/18/71"	(1) Pink (1) Green	2	D0AZ 5560-D
	A(53H,K)			880	Standard-without air leveler systems-"From 10/18/71"-r/b D4AZ 5560-M	(1) Green	2	★D1AZ 5560-C
	A(53H,K)			950	Heavy duty-without air leveler systems	(1) Silver	2	D0AZ 5560-K
	A(53H,K)			670	Standard-with air leveler system & air bags	(1) Orange (1) Silver	2	D0AZ 5560-E
	A(53H,K)			800	Standard-with air leveler system & air shocks-"Before 10/18/71"	(1) Grey	2	D0AZ 5560-C
	A(53H,K)			840	Standard-with air leveler system & air shocks-"From 10/18/71"	(1) Pink (1) Green	2	D0AZ 5560-D
	A(54,57F)-exc. P/C			800	Standard-without air leveler systems-"Before 10/18/71"	(1) Grey	2	D0AZ 5560-C
	A(54)-exc.P/C			840	Standard-without air leveler systems-"From 10/18/71"	(1) Pink (1) Green	2	D0AZ 5560-D
	A(57F)-exc. P/C			880	Standard-without air leveler systems-"From 10/18/71"-r/b D4AZ 5560-M	(1) Green	2	★D1AZ 5560-C
	A(54,57F)-exc. P/C			950	Heavy duty-without air leveler systems	(1) Silver	2	D0AZ 5560-K
	A(54,57F)-exc. P/C			670	Standard-with air leveler system & air bags	(1) Orange (1) Silver	2	D0AZ 5560-E

• Recommended to be serviced in pairs only

COPYRIGHT © 1975 — FORD MOTOR COMPANY — DEARBORN, MICHIGAN

HALPERT_AUCTIONS

5560 SPRING - REAR - COIL - continued

REAR COIL SPRING APPLICATION CHART

YEAR	MODELS	ENGINE CYL.	ENGINE C.I.D.	LOAD POUNDS	DESCRIPTION	IDENT.	QTY. PER VEH.	• PART NUMBER
	- A -							
72	A(54,57F)-exc. P/C			760	Standard-with air leveler system & air shocks-"Before 10/18/71"	(1) Green (1) Brown	2	D0AZ 5560-B
	A(54)-exc. P/C			800	Standard-with air leveler system & air shocks-"From 10/18/71"	(1) Grey	2	D0AZ 5560-C
	A(57F)-exc. P/C			840	Standard-with air leveler system & air shocks-"From 10/18/71"	(1) Pink (1) Green	2	D0AZ 5560-D
	A(54,57F)-P/C			965	Standard - "Before 1/3/72"	(1) Silver (1) Brown	2	D0AZ 5560-L
	A(54,57F)-P/C			1120	Standard - "From 1/3/72"	(1) Pink (1) Yellow	2	D2OZ 5560-G
	A(57H,K)			840	Standard-without air leveler systems-"Before 10/18/71"	(1) Pink (1) Green	2	D0AZ 5560-D
	A(57H,K)			880	Standard-without air leveler systems-"From 10/18/71"-r/b D4AZ 5560-M	(1) Green	2	★D1AZ 5560-C
	A(57H,K)			950	Heavy duty-without air leveler systems	(1) Silver	2	D0AZ 5560-K
	A(57H,K)			670	Standard-with air leveler system & air bags	(1) Orange (1) Silver	2	D0AZ 5560-E
	A(57H,K)			800	Standard-with air leveler system & air shocks-"Before 10/18/71"	(1) Grey	2	D0AZ 5560-C
	A(57H,K)			840	Standard-with air leveler system & air shocks-"From 10/18/71"	(1) Pink (1) Green	2	D0AZ 5560-D
	A(65D,F)-exc. P/C			760	Standard-without air leveler systems-"Before 9/13/71"	(1) Green (1) Brown	2	D0AZ 5560-B
	A(65D,F)-exc. P/C			800	Standard-without air leveler systems-"From 9/13/71 to 10/18/71"	(1) Grey	2	D0AZ 5560-C
	A(65D,F)-exc. P/C			880	Standard-without air leveler systems-"From 10/18/71"-r/b D4AZ 5560-M	(1) Green	2	★D1AZ 5560-C
	A(65H,K)-exc. P/C			800	Standard-without air leveler systems-"Before 10/18/71"	(1) Grey	2	D0AZ 5560-C
	A(65H,K)-exc. P/C			880	Standard-without air leveler systems-"From 10/18/71"-r/b D4AZ 5560-M	(1) Green	2	★D1AZ 5560-C
	A(65)-exc. P/C			950	Heavy duty-without air leveler systems	(1) Silver	2	D0AZ 5560-K
	A(65)-exc. P/C			670	Standard-with air leveler system & air bags	(1) Orange (1) Silver	2	D0AZ 5560-E
	A(65D,F,H)-exc. P/C			720	Standard-with air leveler system & air shocks-"Before 9/13/71" - r/b D0AZ 5560-B	(1) Violet (1) Red	2	★D0AZ 5560-A
	A(65D,F,H)-exc. P/C			760	Standard-with air leveler system & air shocks-"From 9/13/71 to 10/18/71"	(1) Green (1) Brown	2	D0AZ 5560-B
	A(65D,F,H)-exc. P/C			800	Standard-with air leveler system & air shocks-"From 10/18/71"	(1) Grey	2	D0AZ 5560-C
	A(65K)-exc. P/C			800	Standard-with air leveler system & air shocks-"Before 10/18/71"	(1) Grey	2	D0AZ 5560-C
	A(65K)-exc. P/C			840	Standard-with air leveler system & air shocks-"From 10/18/71"	(1) Pink (1) Green	2	D0AZ 5560-D
	A(65)-P/C			965	Standard - "Before 1/3/72"	(1) Silver (1) Brown	2	D0AZ 5560-L
	A(65)-P/C			1120	Standard - "From 1/3/72"	(1) Pink (1) Yellow	2	D2OZ 5560-G
	A(71B,D)-exc. P/C			1320	Standard-without 8 passenger rear seat & air leveler systems	(1) Silver (1) Pink	2	D0AZ 5560-U
	A(71B,D)-exc. P/C			1380	Standard-with 8 passenger rear seat-without air leveler systems - r/b D4AZ 5560-AL	(1) Yellow (1) Orange	2	★D2AZ 5560-A
	A(71B,D)-exc. P/C			1425	Heavy duty-without air leveler systems-r/b D4AZ 5560-AN	(1) Pink (1) Grey	2	★D0AZ 5560-V

• Recommended to be serviced in pairs only

HALPERT_AUCTIONS

5560 SPRING - REAR - COIL - continued

REAR COIL SPRING APPLICATION CHART

YEAR	MODELS	ENGINE CYL.	ENGINE C.I.D.	LOAD POUNDS	DESCRIPTION	IDENT.	QTY. PER VEH	• PART NUMBER
	- A -							
72	A(71B,D)-exc. P/C			1080	Standard-with air leveler system & air bags	(1) Orange (1) Pink	2	D0AZ 5560-G
	A(71B,D)-exc. P/C			1150	Standard-with air leveler system & air shocks	(1) Grey (1) Brown	2	D0LY 5560-C
	A(71F,H)-exc. P/C			1320	Standard-without 8 passenger rear seat-without air leveler system	(1) Silver (1) Pink	2	D0AZ 5560-U
	A(71F,H)-exc. P/C			1380	Standard-with 8 passenger rear seat-without air leveler systems - r/b D4AZ 5560-AL	(1) Yellow (1) Orange	2	★D2AZ 5560-A
	A(71F,H)-exc. P/C			1425	Heavy duty-without air leveler systems-r/b D4AZ 5560-AN	(1) Pink (1) Grey	2	★D0AZ 5560-V
	A(71F,H)-exc. P/C			1080	Standard-with air leveler system & air bags	(1) Orange (1) Pink	2	D0AZ 5560-G
	A(71F,H)-exc. P/C			1150	Standard-with air leveler system & air shocks	(1) Grey (1) Brown	2	D0LY 5560-C
	A(71)-P/C			1390	Standard	(1) Yellow (1) Grey	2	D0AZ 5560-S
	A(76)-exc. P/C			840	Standard-without air leveler systems - "Before 10/18/71"	(1) Pink (1) Green	2	D0AZ 5560-D
	A(76)-exc. P/C			920	Standard-without air leveler systems-"From 10/18/71"	(1) Red	2	D1SZ 5560-A
	A(76)-exc.P/C			950	Heavy duty-without air leveler systems	(1) Silver	2	D0AZ 5560-K
	A(76)-exc. P/C			670	Standard-with air leveler system & air bags	(1) Orange (1) Silver	2	D0AZ 5560-E
	A(76)-exc. P/C			800	Standard-with air leveler system & air shocks-"Before 10/18/71"	(1) Grey	2	D0AZ 5560-C
	A(76)-exc. P/C			880	Standard-with air leveler system & air shocks-"From 10/18/71" - r/b D4AZ 5560-M	(1) Green	2	★D1AZ 5560-C
	A(76)-P/C			965	Standard	(1) Silver (1) Brown	2	D0AZ 5560-L
	- B -							
72	B(53)-exc.P/C	6&8	All	870	Standard-without competition handling pkg.	(1) Violet (1) Yellow	2	D2OZ 5560-B
	B(53)-exc.P/C	6&8	250,302, 351-2/B	870	Heavy duty-without competition handling pkg.	(1) Violet (1) Yellow	2	D2OZ 5560-B
	B(53)-exc.P/C	8	351-CJ,400, 429	920	Heavy duty-without competition handling pkg.	(1) Green (1) Orange	2	D2OZ 5560-D
	B(53)-exc.P/C	6&8	All	870	Standard-with competition handling pkg.	(1) Violet (1) Yellow	2	D2OZ 5560-B
	B(53)-P/C	6&8	All	1000	Standard-r/b D4AZ 5560-Y	(1) Silver (1) Green	2	★D0AZ 5560-AA
	B(63)	8	All	880	Standard-without competition handling pkg.-"Before 12/1/71"-r/b D4AZ 5560-M	(1) Green	2	★D1AZ 5560-C
	B(63)	8	All	840	Standard-without competition handling pkg. - "From 12/1/71"	(1) Pink (1) Green	2	D0AZ 5560-D
	B(63)	8	302,351-2B	870	Heavy duty-without competition handling pkg.	(1) Violet (1) Yellow	2	D2OZ 5560-B
	B(63)	8	351-CJ,400, 429	920	Heavy duty-without competition handling pkg.	(1) Green (1) Orange	2	D2OZ 5560-D
	B(63)	8	All	900	Standard-with competition handling pkg.	(1) Red (1) Green	2	D2OZ 5560-R
	B(65)-exc.P/C	6&8	250,302, 351-2/B	840	Standard-without competition handling pkg.	(1) Pink (1) Green	2	D0AZ 5560-D
	B(65)-exc.P/C	8	351-CJ,400, 429	880	Standard-without competition handling pkg.-r/b D4AZ 5560-M	(1) Green	2	★D1AZ 5560-C
	B(65)-exc.P/C	6&8	All	870	Heavy duty-without competition handling pkg.	(1) Violet (1) Yellow	2	D2OZ 5560-B
	B(65)-exc.P/C	6&8	All	900	Standard-with competition handling pkg.	(1) Red (1) Green	2	D2OZ 5560-R

• Recommended to be serviced in pairs only

May, 1975

COPYRIGHT © 1975 — FORD MOTOR COMPANY — DEARBORN, MICHIGAN

FINAL ISSUE

HALPERT_AUCTIONS

5560 SPRING - REAR - COIL - continued

REAR COIL SPRING APPLICATION CHART

YEAR	MODELS	ENGINE CYL.	ENGINE C.I.D.	LOAD POUNDS	DESCRIPTION	IDENT.	QTY. PER VEH.	• PART NUMBER
	- B -							
72	B(65)-P/C	6&8	All	1000	Standard-r/b D4AZ 5560-Y	(1) Silver (1) Green	2	★D0AZ 5560-AA
	B(71)-exc.P/C	6&8	All	1000	Standard-R.H.-r/b D4AZ 5560-Y	(1) Silver (1) Green	1	★D0AZ 5560-AA
	B(71)-exc.P/C	6&8	All	1200	Standard-L.H.	(1) Pink (1) Brown	1	D0VY 5560-B
	B(71)-exc.P/C	6&8	All	1120	Heavy duty-R.H.	(1) Pink (1) Yellow	1	D2OZ 5560-G
	B(71)-exc.P/C	6&8	All	1270	Heavy duty-L.H.-r/b D4AZ 5560-AJ	(1) Orange (1) Grey	1	★D0AZ 5560-T
	B(71)-P/C	6&8	All	1120	Standard-R.H.	(1) Pink (1) Yellow	1	D2OZ 5560-G
	B(71)-P/C	6&8	All	1270	Standard-L.H.-r/b D4AZ 5560-AJ	(1) Orange (1) Grey	1	★D0AZ 5560-T
	B(97)	6&8	250,302, 351-2/B	840	Standard-without competition handling pkg.	(1) Pink (1) Green	2	D0AZ 5560-D
	B(97)	8	351-CJ,400, 429	800	Standard-without competition handling pkg.	(1) Grey	2	D0AZ 5560-C
	B(97)	6&8	All	1120	Heavy duty-without competition handling pkg.	(1) Pink (1) Yellow	2	D2OZ 5560-G
	B(97)	6&8	All	950	Standard-with competition handling pkg.	(1) Silver Red	2	D0AZ 5560-K
	- S -							
67	S(57)	8	390, 428	1080		Gold	2	C7AZ 5560-E
67/68	S(65)	8	390, 428, 429	1040		Red	2	C7AZ 5560-D
67	S	8	390, 428		Heavy duty with trailer package r/b C7SZ 5560-F-"Before 12/19/66"	Green Gold	2	★C7AZ 5560-J
67	S	8	390,428	1150	Heavy duty-"From 12/19/66"	Gold &	2	C7SZ 5560-F
68/	S(65)	8	390, 429		Heavy Duty	Yellow	2	
68/69	S(57)	8	390, 429	1120	Standard	Brown	2	C8LY 5560-A
68/69	S(57)	8	390, 429	1200	Heavy Duty	Gold Pink	2	C8LY 5560-B
69	S(65)	8	429	975		Yellow	2	C9SZ 5560-A
70	S(57)	8	All	850	Standard	(1) Red (1) Grey	2	D0SZ 5560-D
	S(57)	8	All	1100	Heavy duty	(1) Grey (1) Green (1) Yellow	2	D0LY 5560-B
	S(65)	8	All	850	Standard-"Before 9/8/69"	(1) Grey (1) Red	2	D0SZ 5560-A
	S(65)	8	All	960	Standard-"From 9/8/69"-r/b D4AZ 5560-R	(2) Red (1) Green	2	★D0SZ 5560-C
	S(65)	8	All	950	Heavy duty	(1) Silver	2	D0AZ 5560-K
71	S(57)			850	Standard	(1) Red (1) Grey	2	D0SZ 5560-D
	S(57)			1100	Heavy duty	(1) Grey (1) Green (1) Yellow	2	D0LY 5560-B
	S(65)			920	Standard	(1) Red	2	D1SZ 5560-A
	S(65)			950	Heavy duty	(1) Silver	2	D0AZ 5560-K
72	S			960	Standard-r/b D4AZ 5560-R	(2) Red (1) Green	2	★D0SZ 5560-C
	S			1050	Heavy duty-"Before 7/28/71"	(1) Pink (1) Red	2	D0LY 5560-A
	S			1000	Heavy duty-"From 7/28/71"-r/b D4AZ 5560-Y	(1) Silver (1) Green	2	★D0AZ 5560-AA

• Recommended to be serviced in pairs only

HALPERT_AUCTIONS

YEAR	MODEL	DESCRIPTION	QTY.	PART NUMBER
	5560 SPRING ASSY. - REAR-LEAF - Refer to Group 5563 for spring leaves			
	- B -			
65	B(54, 62, 65)-6 cyl. S/T	Std.-5 leaf -748 lb. load rate-#C4OA 5556-B-R/B C5OZ 5560-F	2	★C5OZ 5560-C
	B(54, 62, 65)-6 cyl. with Auto. Trans.	Std.-5 leaf-748 lb. load rate- #C5OA 5556-F	2	C5OZ 5560-F
	B(54, 62, 65)-8 cyl.	Std.-5 leaf-748 lb. load rate-#C4OA 5556-C-D	2	C5OZ 5560-E
	B(includes 289-4/B Special)	H/D-5 leaf-763 lb. load rate-#C5OA 5556-E, F, H- Not replaced	2	★C5OZ 5560-J
	B(71)	Standard-6 leaf-1024 lb. load rate-#C5OA 5560-B-C, #C5OA 5556-D	2	C5OZ 5560-A
	B(71)	H/D-6 leaf-1075 lb. load rate-#C5OA 5560-A-D, #C5OA 5556-B -Not replaced	2	★C5OZ 5560-B
66	B(54, 62, 63B, C)-6 cyl.-with standard trans.- "Before 1/17/66"	4 leaf-710 lb. load rate- #C6OA 5556-AV	2	C6OZ 5560-T
	B(54, 62, 63B, C)-6 cyl. with all trans. - "From 1/17/66"	3 leaf-710 lb. load rate-#C6OA 5556-EB	2	†C6OZ 5560-AT
	B(54, 62, 63B, C)-6 cyl. with Auto. Trans.	4 leaf-710 lb. load rate-#C6OA 5556-BY, BZ, DT	2	C6OZ 5560-AM
	B(54, 62)-8 cyl. 289 B(63B, C)-8 cyl. 289 "Before 5/2/66"	Std. -4 leaf-750 lb. load rate-#C6OA 5556-BK, C7OA 5556-E	2 2	C6OZ 5560-B
	B(63B, C)-8 cyl. 289 "From 5/2/66"	4 leaf-750 lb. load rate-#C6OA 5556-EC, ED, C7OA 5556-G, H	2	C6OZ 5560-AZ
	B(54, 62, 63B, C)-8 cyl. 289	H/D-4 leaf-750 lb. load rate-#C6OA 5556-AY	2	C6OZ 5560-C
	B(54, 62)-8 cyl. 390 "From 1/18/66" B(63B, C)-8 cyl. 390 "From 1/18 to 5/2/66"	Standard-4 leaf, 780 lb. load rate-#C6OA 5556-BS, BV, DN, DR	2 2	C6OZ 5560-AL
	B(54, 62, 63B, C)-8 cyl. 390	H/D-4 leaf-820 lb. load rate-#C6OA 5556-CN, CR	2	C6OZ 5560-AE
	B(63B, C)-8 cyl. 390 "From 5/2/66"	4 leaf-780 lb. load rate-#C6OA 5556-EE, EF - Not replaced	2	★C6OZ 5560-AY
	B(54, 62, 63B, C)-8 cyl. 390 & B(P/C)	H/D-4 leaf, 780 lb. load rate-#C6OA 5556-Y, Z, AN, AZ	2	C6OZ 5560-K
	B(63D)-8 cyl. 390	4 leaf, 730 lb. load rate- #C6OA 5556-CE, CF	2	C6OZ 5560-Z
	B(71)-6 cyl. & 8 cyl. 289 "Before 10/26/65" B(71)-8 cyl. 390	H/D-R. H. -5 leaf, 1120 lb. load rate-#C6OA 5556-DA, DB, DC, DD - Not replaced	1 1	★ C6OZ 5560-H
	B(71)-6 cyl. & 8 cyl. 289 "From 10/26/65"	Standard-R. H. -5 leaf-1050 lb. load rate-#C6OA 5556-BD, C7OA 5556-S, T	1	C7OZ 5560-A
	B(71)-6 cyl. & 8 cyl. 289	Standard-L. H. -5 leaf-1230 lb. load rate-#C6OA 5556-DE, DG, C7OA 5556-F, Y, Z	1	C7OZ 5560-C
	B(71)-8 cyl. 390	Standard-R. H. -5 leaf, 1175 lb. load rate-#C6OA 5556-CV, CZ-M/W C9OZ 5560-B	1	★C6OZ 5560-AC
	B(71)-8 cyl. 390	Standard- L. H. -5 leaf, 1280 lb. load rate #C6OZ 5556-DF, DH		C6OZ 5560-AE
	B(71)-6 cyl. & 8 cyl. 289) "Before 10/26/65" B(71)-8 cyl. 390	Std.-R. H. -5 leaf-1095 lb. load rate-#C6OA 5556-AC, BC, BD, CU, CY, C7OA 5556-U, V, C9OA 5556-C	1 1	C9OZ 5560-B
	B(71)-6 cyl. & 8 cyl. 289 "From 10/26/65"	H/D-R. H. -5 leaf-1050 lb. load rate-#C6OA 5556-BH, C7OA 5556-AG, AJ	1	C7OZ 5560-K
	B(71)-6 cyl. & 8 cyl. 289	H/D-L. H. -5 leaf, 1230 lb. load rate-#C6OA 5556-DJ, DL	1	C6OZ 5560-G
	B(71)-8 cyl. 390	H/D-L. H. -5 leaf, 1280 lb. load rate-#C6OA 5556-DK, DM - Not replaced	1	★C6OZ 5560-AF
	B(76)-6 cyl.	4 leaf, 820 lb. load rate-#C6OA 5556-CG, CH, CJ, CK, DV, C7OA 5560-J, K	2	C6OZ 5560-AN
	B(76)-8 cyl. 289	Standard	2	
	B(76B, C)-8 cyl. 390	Std. -4 leaf-860 lb. load rate-#C6OA 5556-CL, CM	2	C6OZ 5560-A
	B(76B, C)-8 cyl. 390	H/D-4 leaf, 860 lb. load rate- #C6OA 5556-CS, CT Not replaced	2	★ C6OZ 5560-J
	B(76D)-8 cyl. 390 4/B	4 leaf, 820 lb. load rate- #C6OA 5556-CC. CD - Not replaced	2	★C6OZ 5560-AA
	B(76)-8 cyl. 289	H/D-4 leaf, 820 lb. load rate-#C6OA 5556-CN, CR	2	C6OZ 5560-AB
67	B(54, 62)-8 cyl. 289 B(54, 62)	Std.-4 leaf-750 lb. load rate-#C6OA 5556-BK, C7OA 5556-E	2 2	C6OZ 5560-B
	B(54, 62, 63B, C)-8 cyl. 289 B(63D), B(P/C) B(54, 62, 63)-6 cyl.	H/D-4 leaf-750 lb. load rate-#C6OA 5556-AY	2 2 2	C6OZ 5560-C
	B(54, 62)-8 cyl. 390	Standard-4 leaf-780 lb. load rate	2	C6OZ 5560-AL

• Recommended to be serviced in pairs only # Identification marking

† Use C6OZ 5736-D retainer & C6OZ 5741-A insulator. Remove C5GY 5A669-A damper from vehicles with S/T.

COPYRIGHT © 1975 — FORD MOTOR COMPANY — DEARBORN, MICHIGAN

HALPERT_AUCTIONS

YEAR	MODEL	DESCRIPTION	QTY.	PART NUMBER
	5560 SPRING ASSY. - REAR-LEAF - continued - Refer to Group 5563 for spring leaves			
	- B -			
67	B(63B,C)-8 cyl.390 B(63D)-8 cyl.390 2/B	4 leaf-780 lb.load rate-#C6OA 5556-EE,EF - Not replaced	2 2	★C6OZ 5560-AY
	B(54,62,63B,C)-8 cyl.390 & B(P/C) B(63D)-8 cyl. 390	H/D-4 leaf-780 lb.load rate-#C6OA 5556-Y,Z, AN,AZ	2 2	C6OZ 5560-K
	B(54,62,63B,C)-8 cyl. 390 B(63D)-8 cyl.390 2/B	H/D-4 leaf-820 lb.load rate-#C6OA 5556-CN,CR	2 2	C6OZ 5560-AB
	B(63B,C)-8 cyl.289 B(63)-6 cyl. B(63D)-8 cyl.289	4 leaf-750 lb.load rate-#C6OA 5556-EC,ED, C7OA 5556-G,H	2 2 2	C6OZ 5560-AZ
	B(63D)-8 cyl.390 B(62A,B,63B,C)-8 cyl. 427 with 4/S/T	4 leaf,730 lb.load rate-#C6OA 5556-CE,CF	2 2	C6OZ 5560-Z
	B(66)-6 cyl. & 8 cyl. 289	Std.-5 leaf-970 lb. load rate-#C6DA 5556-K,V- replaced by C7OZ 5560-E	2	★C6DZ 5560-A
	B(66)-8 cyl.390	For 850 lb.pay load-5 leaf-1050 lb. load rate- #C7OA 5556-M	2	C7OZ 5560-E
	B(66)-8 cyl.390 "Before 11/11/66"	For 1220 pay load-5 leaf-1217 lb. load rate- #C7OA 5556-R	2	C7OZ 5560-F
	B(66)-6 cyl.& 8 cyl.289,302 B(66)-8 cyl.390 'From 11/11/66"	For 850 lb.pay load-5 leaf-1010 lb. load rate- #C7OA 5556-AC,AD,AE,AF-repl.by C7OZ 5560-E	2 2	★C7OZ 5560-J
	B(66)-6 cyl.& 8 cyl.289,302,351 B(66)-8 cyl. 390 'From 11/11/66/	H/D-5 leaf-1140 lb.load rate-#C6DA 5556-H,Y,Z H/D-for 1250 lb. pay load-R/B C7OZ 5560-F	2 2	★C6DZ 5560-B
	B(71)-6 cyl. & 8 cyl. 289	Std.-R.H.-5 leaf-1050 lb. load rate- #C6OA 5556-BD,C7OA 5556-S,T	1	C7OZ 5560-A
	B(71)-8 cyl.390 B(71)-6 cyl.& 8 cyl.289	Standard-R.H.-5 leaf-1095 lb.load rate- #C6OA 5556-AC,BC,BD,CU,CY, C7OA 5556-U,V,C9OA 5556-C	1 1	C9OZ 5560-B
	B(71)	H/D-R.H.-5 leaf-1050 lb.load rate- #C6OA 5556-BH,C7OA 5556-AG,AJ	1	C7OZ 5560-K
	B(71)-6 cyl.& 8 cyl.289	Std.-L.H.-5 leaf-1230 lb.load rate- #C6OA 5556-DE,DG,C7OA 5556-F,Y,Z	1 1	C7OZ 5560-C
	B(71)-8 cyl. 390	Std.-R.H.-5 leaf-1175 lb.load rate- #C6OA 5556-CV,CZ-M/W C9OZ 5560-B	1	★C6OZ 5560-AC
	B(71)-8 cyl.390	Standard-L.H.-5 leaf-1260 lb-load rate- #C7OA 5556-AA,AB,C9OA 5556-A	1	C9OZ 5560-A
	B(71)	H/D-L.H.-5 leaf-1250 lb.load rate- #C7OA 5556-AH,AK	1	C7OZ 5560-L
	B(76)-8 cyl. 289 B(76)-6 cyl.	Std.-4 leaf-820 lb. load rate-#C6OA 5556-CG,CH, CJ,CK,DV,C7OA 5556-J,K	2 2	C6OZ 5560-AN
	B(76D)-8 cyl.390-4/B	4 leaf-820 lb.load rate-#C6OA 5556-CC,CD - Not replaced	2	★ C6OZ 5560-AA
	B(76B,C)-8 cyl.390 B(76D)-8 cyl.390 2/B	Std.-4 leaf-860 lb.load rate-#C6OA 5556-CC,CM	2 2	C6OZ 5560-A
	B(76B,C)-8 cyl.390 B(76D)-8 cyl.390 2/B	H/D-4 leaf-860 lb.load rate-#C6OA 5556-CS,CT -Not replaced	2 2	★C6OZ 5560-J
	B(76)-8 cyl.289	H/D-4 leaf-820 lb.load rate-#C6OA 5556-CN,CR	2	C6OZ 5560-AB
68	B(54A,B,C,65A,B,E (6 cyl.) B(54A,B,63D,65D)-8 cyl.289,302 B(63D,65D)-8 cyl. 390-2/B	4 leaf-735 lb. load rate #Green & Orange stripes	2 2 2	C8OZ 5560-B
	B(63B,E,65C)-6 cyl. & 8 cyl.289,302 B(54C,65A,B,E)-8 cyl.289,302 B(54A,B,C,65A,B,E)-8 cyl. 390-2/B B(54A,B)-8 cyl. 390-4/B	4 leaf-765 lb. load rate #2 Red stripes	2 2 2 2	C8OZ 5560-C
	B(54,63,65)-6 cyl. & 8 cyl. 289,302 B(54A,B)-8 cyl. 390-2/B	H/D-4 leaf-840 lb. load rate- #C8OA 5556-S,T- r/b C8OZ 5560-K	2 2	★C8OZ 5560-J
	B(54C,63,65)-8 cyl. 390-2/B-less handling package B(54,63B,E,65A,B,C,E)-8 cyl. 390-4/B-less handling package	H/D-4 leaf-875 lb. load rate-#C8OA 5556-U,V	2 2	C8OZ 5560-K
	B(54,62,63B,C)-8 cyl.390	H/D-4 leaf-820 lb.load rate-#C6OA 5556-CN,CR	2	C6OZ 5560-AB
	B(63D,65D)-8 cyl.390-4/B B(63,65)-8 cyl.427 with 4/S/T B(54,63,65)-8 cyl. 428CJ-4/B	4 leaf-720 lb.load rate #3 Orange stripes or C9OA 5556-AA,AB	2 2 2	C9OZ 5560-L

Identification marking

HALPERT_AUCTIONS

YEAR	MODEL	DESCRIPTION	QTY.	PART NUMBER
	5560 SPRING ASSY. - REAR LEAF - continued - Refer to Group 5563 for spring leaves			
	- B -			
68	B(76B,E)-6 cyl. & 8 cyl. 289,302 B(76D)-8 cyl.289,302 B(65C)-8 cyl. 390 B(54C, 65A, B, E, 76D(8 cyl. 390-4/B)	4 leaf-795 lb. load rate ♯3 Silver stripes	2 2 2 2	C8OZ 5560-A
	B(66)-6 cyl. & 8 cyl.289, 302 - "Before 1/8/68"	For 850 lb. pay load-5 leaf-1010 lb.load rate-#C2OA 5556-AC, AE, AF- r/b C7OZ 5560-E	2	★C7OZ 5560-J
	B(66)-6 cyl. & 8 cyl. 289, 302 "From 1/8/68"	For 860 lb. pay load-5 leaf-# C8OA 5556-AF	2	C8OZ 5560-Y
	B(66)-6 cyl. & 8 cyl.289, 302, 351 B(66)-8 cyl. 390	H/D-5 leaf-1140 lb.load rate-#C6DA 5556-H,Y,Z H/D for 1250 lb. pay load-r/b C7OZ 5560-F	2 2	★C6DZ 5560-B
	B(71)-6 cyl.& 8 cyl.289	Std.-R.H.-5 leaf-1050 lb. load rate-#C6OA 5556-BD, C7OA 5556-S, T	1	C7OZ 5560-A
	B(71)-6 cyl. & 8 cyl. 289	Std.-L.H.-5 leaf-1230 lb.load rate-#C6OA 5556-DE, DG, C7OA 5556-F, Y, Z	1	C7OZ 5560-C
	B(71)-8 cyl. 390	Std.-R.H.-5 leaf-1095 lb.load rate-#C6OA 5556-AC, BC, BD, CU, CY	1	C9OZ 5560-B
	B(71)-8 cyl.390	Std.-L.H.-5 leaf-1260 lb. load rate -#C7OA 5556-AA, AB, C9OA 5556-A	1	C9OZ 5560-A
	B(71)	H/D-R.H.-5 leaf-1050 lb.load rate-#C6OA 5556-BH, C7OA 5556-AG, AJ	1	C7OZ 5560-K
	B(71)	H/D-L.H.-5 leaf-1250 lb.load rate-#C7OA 5556-AH, AK	1	C7OZ 5560-L
	B(76B, D, E)-8 cyl. 390-2/B B(76B, E)-8 cyl. 390-4/B	4 leaf-850 lb. load rate-#Violet & Green stripes	2 2	C8OZ 5560-F
	B(76)-6 cyl. & 8 cyl.289-2/B & 302-2/B	H/D-4 leaf-910 lb.load rate-#C8OA 5556-AA, AB	2	C8OZ 5560-M
	B(76)-8 cyl. 390-2/B-less handling package B(76B, E)-8 cyl. 390-4/B-less handling package	H/D-5 leaf-975 lb. load rate-#C8OA 5556-AC, AD	2 2	C8OZ 5560-N
	B(76D)-8 cyl. 390 4/B B(76)-8 cyl. 428CJ-4/B	4 leaf, 860 lb. load rate-#Silver & Pink stripes	2 2	C8OZ 5560-D
69	B(54, 62, 63B, C)-8 cyl.390	H/D-4 leaf-820 lb.load rate-#C6OA 5556-CN, CR	2	C6OZ 5560-AE
	B(76)-8 cyl. B(54C, 65A, B, C, E)-8 cyl. 390 GT B(65C)-8 cyl. 351	4 leaf-795 lb. load rate-#3 Silver stripes	2 2 2	C8OZ 5560-A
	B(65)-6 cyl. & 8 cyl. 302 B(65A)-8 cyl.351 B(65B, C, E)-8 cyl.351-2/B	4 leaf-645 lb. load rate-♯C9OA 5556-E, K	2 2 2	C9OZ 5560-C
	B(54B, C, 65B, C, E)-8 cyl.390-4/B B(63B)-8 cyl.351, 390-4/B B(63E)-8 cyl.302, 351, 390-4/B B(76B)-8 cyl.302, 351-2/B B(76E)-8 cyl.302	H/D-4 leaf-780 lb.load rate-#C9OA 5556-AG, AH	2 2 2 2 2	C9OZ 5560-R
	B(63)-6 cyl.& 8 cyl.302 B(63B)-8 cyl.351 B(63E)-8 cyl.351-2/B B(65C, E)-8 cyl.351-4/B B(65A, B, C)-8 cyl.390-4/B	4 leaf-677 lb.load rate-#C9OA 5556-F, L	2 2 2 2 2	C9OZ 5560-D
	B(54A, B, C)-6 cyl.& 8 cyl.302, 351 B(76B, E)-6 cyl.& 8 cyl.302 B(63B)-8 cyl.390-4/B B(63E)-8 cyl.351-4/B	4 leaf-709 lb.load rate-#C9OA 5556-G, M	2 2 2 2	C9OZ 5560-E
	B(54)-8 cyl. 390-4/B	4 leaf-741 lb. load rate-#C9OA 5556-H, N	2	C9OZ 5560-F
	B(76B, E)-8 cyl.351, 390-4/B B(63E)-8 cyl.390-4/B	4 leaf-720 lb.load rate-#C9OA 5556-J, R	2 2	C9OZ 5560-G
	B(65C, E, 76D, F)-8 cyl.428 with trunk battery	4 leaf-798 lb.load rate-#C9OA 5556-S, T	2	C9OZ 5560-H
	B(54, 63, 65A, B, D, F)-8 cyl.428 B(76B, E)-8 cyl.428 with trunk battery B(76D, F)-8 cyl.428 without trunk battery	4 leaf-702 lb.load rate-#C9OA 5556-U, V	2 2 2	C9OZ 5560-J
	B(63D, E, 65D, F)-8 cyl.302 B(63F)-8 cyl.351-2/B B(65D, F)-8 cyl.351, 390-4/B B(63B, E)-8 cyl.302, 351 with improved handling package B(65A, B, C, E)-8 cyl.302, 351, 390-4/B with improved handling package	4 leaf-670 lb.load rate-#C9OA 5556-Y, Z	2 2 2 2 2	C9OZ 5560-K

♯ Identification marking

May, 1975

COPYRIGHT © 1975 — FORD MOTOR COMPANY — DEARBORN, MICHIGAN

FINAL ISSUE

HALPERT_AUCTIONS

YEAR	MODEL	DESCRIPTION	QTY.	PART NUMBER
	5560 SPRING ASSY. - REAR LEAF - continued - Refer to Group 5563 for spring leaves			
	- B -			
69	B(76D, F)-8 cyl. 302, 351	4 leaf-720 lb. load rate-#C9OA 5556-AA, AB	2	C9OZ 5560-L
	B(63D)-8 cyl. 351, 390-4/B		2	
	B(63F)-8 cyl. 351-4/B, 390-4/B		2	
	B(76F)-8 cyl. 390-4/B		2	
	B(63B, E)-8 cyl. 390-4/B with improved handling package		2	
	B(76B, E)-8 cyl. 302, 351-2/B, 390-4/B with improved handling package		2	
	B(54A, 65A)-8 cyl. 302, 351, 390-4/B	H/D-4 leaf-740 lb. load rate-	2	C9OZ 5560-M
	B(54B, C, 65B, C, E)-8 cyl. 302, 351	#C9OA 5556-AC, AD	2	
	B(63B)-8 cyl. 302		2	
	B(6 cyl.)-except 66, 71 & GT		2	
	B(66)-6 cyl. & 8 cyl. 302, 351	For 860 lb. pay load-5 leaf-#C8OA 5556-AF	2	C8OZ 5560-Y
	B(66)-8 cyl. 390, 428 4/B	Also use (1) C6DZ 5A669-A	2	
	B(66)-6 cyl. & 8 cyl. 289, 302, 351	H/D-5 leaf-1140 lb. load rate-#C6DA 5556-H, Y, Z	2	★C6DZ 5560-B
	B(66)-8 cyl. 390	H/D-for 1250 lb. pay load-R/B C7OZ 5560-F	2	
	B(71)	Standard-R.H.-5 leaf-1095 lb. load rate- #C9OA 5556-C	1	C9OZ 5560-B
	B(71)	Standard-L. H. -5 leaf-1260 lb load rate- #C9OA 5556-A	1	C9OZ 5560-A
	B(71)	H/D-R.H.-5 leaf-1050 lb. load rate - #C6OA 5556-BH, C7OA 5556-AG, AJ	1	C7OZ 5560-K
	B(71)	H/D-L.H.-5 leaf-1250 lb. load rate- #C7OA 5556-AH, AK	1	C7OZ 5560-L
	B(76D)-8 cyl. 390-4/B	Standard-4 leaf-720 lb. load rate-#3 Orange stripes or C9OA 5556-AA, AB	2	C9OZ 5560-L
	B(76B)-8 cyl. 351-4/B, 390-4/B	H/D-4 leaf-820 lb. load rate-	2	C9OZ 5560-N
	B(76E)-8 cyl. 351, 390-4/B	#C9OA 5556-AE, AF	2	
	B(76)-6 cyl. 250, 302	H/D-4 leaf-910 lb. load rate-#C8OA 5556-AA, AB	2	C8OZ 5560-M
	B(76B, E)-8 cyl. 390 4/B	H/D-5 leaf-975 lb. load rate-#C8OA 5556-AC,	2	C8OZ 5560-N
	B(76E)-8 cyl. 351	AD	2	
70	B(54, 65B, C)-exc. 429-CJ, P/C-429-4/B	Standard-4 leaf-645 lb. load rate- #C9OA 5556-E, K	2	C9OZ 5560-C
	B(57C, E)-6 cyl. & 8 cyl. 302, 351	Standard	2	
	B(62)	Standard	2	
	B(63C)-6 cyl. & 8 cyl. 302	Standard	2	
	B(65E)-6 cyl. & 8 cyl. 302, 351-2/B	Standard	2	
	B(57, 63C, 65E)-8 cyl. 429-4/B (exc. 429-CJ)	Standard-4 leaf-677 lb. load rate- #C9OA 5556-F, L	2	C9OZ 5560-D
	B(63C, F)-8 cyl. 351-2/B	Standard	2	
	B(63F)-8 cyl. 302	Standard	2	
	B(65C, E)-8 cyl. 351-4/B	Standard	2	
	B(63F, H, 76)-8 cyl. 429-4/B (exc. 429-CJ)	Standard-4 leaf-660 lb. load rate- # 2 brown & 2 yellow stripes	2	D0OZ 5560-C
	B(exc. 66, 71)-8 cyl. 429-CJ	Standard	2	
	B(54A, B, 65B-P/C)-8 cyl. 429-4/B(exc. 429-CJ)	Cross country (H/D)	2	
	B(66)	Standard-5 leaf-965 lb. load rate- #D0OA 5556-A, B or 1 brown & 2 orange stripes	2	D0OZ 5560-A
	B(66)-exc. 8 cyl. 429	For 850 lb. pay load-4 leaf-825 lb. load rate- #D0OA 5556-C, D or 1 brown & 2 gold stripes	2	D0OZ 5560-B
	B(71)	Standard-R. H. -5 leaf-1095 lb. load rate- #D0OA 5556-E, H or 2 green & 1 pink stripe	1	D0OZ 5560-F
	B(71)	Standard-L-H-5 leaf-1260 lb. load rate- #D0OA 5556-F, G or 2 green & 1 silver stripe	1	D0OZ 5560-E
	B(76)-8 cyl. 302, 351	Standard-4 leaf-709 lb. load rate- #C9OA 5556-G, M	2	C9OZ 5560-E
	B(54, 65)-exc. 429-CJ	Cross Country-(H/D)-4 leaf-740 lb. load rate- #C9OA 5556AC, AD	2	C9OZ 5560-M
	B(54A, B, 65B-P/C)-6 cyl. & 8 cyl. 302, 351	Cross country(H/D)-without rear stabilizer bar	2	
	B(57)-exc. 8 cyl. 429	Cross Country-(H/D)	2	
	B(62)	Cross County-(H/D)	2	
	B(63C)-exc. 8 cyl. 429	Cross Country-(H/D)	2	

Identification marking

HALPERT_AUCTIONS

YEAR	MODEL	DESCRIPTION	QTY.	PART NUMBER
	5560 SPRING ASSY. - REAR LEAF - continued - Refer to Group 5563 for spring leaves			
	- B -			
70	B(57)-8 cyl. 429-4/B (exc. 429-CJ)	Cross Country-(H/D)-4 leaf-780 lb. load rate-#C9OA 5556-AG, AH	2	C9OZ 5560-R
	B(63C)-8 cyl. 351-4/B	Cross Country-(H/D)	2	
	B(63F, H)-exc. 8 cyl. 429	Cross Country-(H/D)	2	
	B(76)-6 cyl. & 8 cyl. 302	Cross Country-(H/D)	2	
	B(54A, B, 65B-P/C)-8 cyl.351, 429-4/B(exc. 429-CJ)	Cross country (extra H/D)-4 leaf 610 lb. load rate #D0OA 5556-R	2	D0OZ 5560-G
	B(71)	Cross Country-(H/D)-R. H. -5 leaf-1170 lb. load rate-#Z8OD 5556-J	1	C8OZ 5560-S
	B(71)	Cross Country-(H/D)-L. H. -5 leaf-1330 lb. load rate-#Z8OD 5556-K	1	C8OZ 5560-R
	B(76)-8 cyl. 351	Cross Country-(H/D)-4 leaf-820 lb. load rate-#C9OA 5556AE, AF	2	C9OZ 5560-N
71	B(54A)-exc. P/C	Standard-4 leaf-709 lb. load rate #C9OA 5556-G, M	2	C9OZ 5560-E
	B(54A)-exc. P/C	Cross country-(H/D)-4 leaf-740 lb. load rate #C9OA 5556-AC, AD	2	C9OZ 5560-M
	B(54A-P/C)-6 cyl. & 8 cyl. 302, 351	Standard-without rear stabilizer bar - NOTE 1	2	
	B(54A-P/C)-8 cyl. 429-CJ	Standard-4 leaf-660 lb. load rate-without rear stabilizer bar - NOTE 1- # 2 brown & 2 yellow stripes	2	D0OZ 5560-C
	B(54A-P/C)-8 cyl. 351, 429-CJ	Standard-4 leaf-610 lb. load rate-with rear stabilizer bar - NOTE 2 #D0OA 5556-R	2	D0OZ 5560-G
	B(54C)-6 cyl. & 8 cyl. 302, 351	Standard-4 leaf-709 lb. load rate #C9OA 5556-G, M	2	C9OZ 5560-E
	B(54C)-8 cyl. 429-CJ	Standard-4 leaf-741 lb. load rate #C9OA 5556-H, N	2	C9OZ 5560-F
	B(54C)	Cross Country-(H/D)-4 leaf-740 lb. load rate #C9OA 5556-AC, AD	2	C9OZ 5560-M
	B(57)-6 cyl. & 8 cyl. 302, 351	Standard-4 leaf-709 lb. load rate #C9OA 5556-G, M	2	C9OZ 5560-E
	B(57)-8 cyl. 429-CJ	Standard-4 leaf-741 lb. load rate #C9OA 5556-H, N	2	C9OZ 5560-F
	B(57C)	Cross Country-(H/D)-4 leaf-740 lb. load rate #C9OA 5556-AC, AD	2	C9OZ 5560-M
	B(57E)-6 cyl. & 8 cyl. 302, 351	Cross country-(H/D)	2	
	B(57E)-8 cyl. 429-CJ	Cross Country-(H/D)-4 leaf-780 lb. load rate #C9OA 5556-AG, AH	2	C9OZ 5560-R
	B(63C)-6 cyl. & 8 cyl. 302	Standard-4 leaf-645 lb. load rate #C9OA 5556-E, K	2	C9OZ 5560-C
	B(63C)-8 cyl. 351, 429-CJ	Standard-4 leaf-677 lb. load rate #C9OA 5556-F, L	2	C9OZ 5560-D
	B(63C)-6 cyl. & 8 cyl. 302, 351	Cross Country-(H/D)-4 leaf-740 lb. load rate #C9OA 5556-AC, AD	2	C9OZ 5560-M
	B(63C)-8 cyl. 429-CJ	Cross Country-(H/D)-4 leaf-780 lb. load rate #C9OA 5556-AG, AH	2	C9OZ 5560-R
	B(63F)-8 cyl. 302, 351	Standard-4 leaf-677 lb. load rate #C9OA 5556-F, L	2	C9OZ 5560-D
	B(63H)-8 cyl. 351-4/B		2	
	B(63 F, H)-8 cyl. 302, 351	Cross Country-(H/D)-4 leaf-780 lb. load rate #C9OA 5556-AG, AH	2	C9OZ 5560-R
	B(63H)-8 cyl. 351-4/B		2	
	B(63F, H)-8 cyl. 429-CJ	Standard-4 leaf-660 lb. load rate-with competition handling pkg. # 2 brown & 2 yellow stripes	2	D0OZ 5560-C
	B(65A)-exc. P/C	Standard-4 leaf-645 lb. load rate #C9OA 5556-E, K	2	C9OZ 5560-C
	B(65A)-exc. P/C	Cross Country-(H/D)-4 leaf-740 lb. load rate #C9OA 5556-AC, AD	2	C9OZ 5560-M
	B(65A-P/C)-6 cyl. & 8 cyl. 302, 351	Standard-without rear stabilizer bar - NOTE 1	2	
	B(65A-P/C)-8 cyl. 429-CJ	Standard-4 leaf-660 lb. load rate-without rear stabilizer bar - NOTE 1 - #2 brown & 2 yellow stripes	2	D0OZ 5560-C
	B(65A-P/C)-8 cyl. 351, 429-CJ	Standard-4 leaf-610 lb. load rate-with rear stabilizer bar - NOTE 2 #D0OA 5556-R	2	D0OZ 5560-G
	B(65C)	Standard-4 leaf-645 lb. load rate #C9OA 5556-E, K	2	C9OZ 5560-C
	B(65C)	Cross Country-(H/D)-4 leaf-740 lb. load rate #C9OA 5556-AC, AD	2	C9OZ 5560-M
	B(65E)-8 cyl. 302, 351	Standard-4 leaf-645 lb. load rate #C9OA 5556-E, K	2	C9OZ 5560-C

Identification marking
NOTE 1- Not to be used in Los Angeles
NOTE 2- Use in Los Angeles, optional for other states

COPYRIGHT © 1975 — FORD MOTOR COMPANY — DEARBORN, MICHIGAN

YEAR	MODEL	DESCRIPTION	QTY.	PART NUMBER
	5560 SPRING ASSY. - REAR LEAF - continued - Refer to Group 5563 for spring leaves			
	- B -			
71	B(65E)-8 cyl. 429-CJ	Standard-4 leaf-677 lb. load rate #C9OA 5556-F, L	2	C9OZ 5560-D
	B(65E)	Cross Country-(H/D)-4 leaf-740 lb. load rate #C9OA 5556-AC, AD	2	C9OZ 5560-M
	B(66)-6 cyl. & 8 cyl. 302, 351	Standard-4 leaf-825 lb. load rate #C9OA 5556-C, D or 1 brown & 2 gold stripes	2	D0OZ 5560-B
	B(66)-8 cyl. 429-CJ	Standard-5 leaf-965 lb load rate-with compctition handling pkg. -#D0OA 5556-A, B or 1 brown & 2 orange stripes	2	D0OZ 5560-A
	B(66)	For 1250 lb. pay load	2	
	B(71)	Standard-R.H.-5 leaf-1095 lb. load rate-#D0OA 5556-E, H or 2 green & 1 pink stripe	1	D0OZ 5560-F
	B(71)	Standard-L. H. -5 leaf-1260 lb. load rate-#D0OA 5556-F, G or 2 green & 1 silver stripe	1	D0OZ 5560-E
	B(71)	Cross Country-(H/D)-R.H.-5 leaf-1170 lb.load rate #Z8OD 5556-J	1	C8OZ 5560-S
	B(71)	Cross Country-(H/D)-L.H.-5 leaf-1330 lb. load rate #Z8OD 5556-K	1	C8OZ 5560-R
	B(76)-8 cyl. 302, 351	Standard-4 leaf-709 lb.load rate #C9OA 5556-G, M	2	C9OZ 5560-E
	B(76)-8 cyl. 302	Cross Country-(H/D)-4 leaf-780 lb. load rate-#C9OA 5556-AG, AH	2	C9OZ 5560-R
	B(76)-8 cyl. 351	Cross Country-(H/D)-4 leaf-820 lb. load rate-#C9OA 5556-AE, AF	2	C9OZ 5560-N
	B(76)-8 cyl. 429-CJ	Standard-4 leaf-660 lb. load rate-with competition handling pkg. # 2 brown & 2 yellow stripes	2	D0OZ 5560-C
	- F -			
65/66	F(63. 76)-6 cvl. & 8 cvl. 260, 289 2/B, 289 4/B Premium Fuel	4 leaf-650 lb. load rate-#C4ZA 5556-B D F N U	2	C5ZZ 5560-D
	F(65)(6 cyl. & 8 cyl. 260, 289 2/B, 289 4/B Premium Fuel)	4 leaf-610 lb. load rate-#C4ZA 5556-C E M T	2	C5ZZ 5560-C
	F(63, 76)-8 cyl. 289 4/B Special	4 leaf-650 lb. load rate-#C4ZA 5556-K, L, S, Y-r/b C7ZZ 5560-M	2	★C5ZZ 5560-E
	F(65)-8 cyl. 289 4/B Special	4 leaf-610 lb.load rate-#C4ZA 5556-H J R, V	2	C5ZZ 5560-F
67	F(65)-6 cyl. & 8 cyl.289) "Before 9/20/66"	4 leaf-650 lb. load rate-#C4DA 5556-U, C7ZA 5556-M, Z-replaces spring marked C7ZA 5556-Y	2	C4DZ 5560-J
67	F(63)-6 cyl., 8 cyl.289-2/B & 4/B-P.F.- "From 9/20/66"		2	
67	F(65)-6 cyl., 8 cyl.289-2/B & 4/B-P.F. & 390- "From 9/20/66"		2	
67	F(63, 76)-6 cyl. & 8 cyl.289 "Before 9/20/66"	4 leaf-650 lb.load rate-#C7ZA 5556-J, AB - r/b C4DZ 5560-J	2	★ C7ZZ 5560-A
67	F(63)-8 cyl.390 "From 9/20/66"		2	
67	F(76)-6 cyl., 8 cyl.289-2/B & 4/B-P.F.& 390- "From 9/20/66"		2	
67	F(63, 76)-8 cyl.390 "Before 10/26/66"	4 leaf-665 lb.load rate-#C7ZA 5556-N, AD - R/B C7ZZ 5560-M	2	★C7ZZ 5560-C
67	F(65)-8 cyl.390 "Before 10/26/66"	4 leaf-625 lb.load rate-#C7ZA 5556-S, AF - R/B C7ZZ 5560-M	2	★C7ZZ 5560-D
67	F(63)-8 cyl. 289, 390 & improved handling pkg.	4 leaf-665 lb.load rate-#C7ZA 5556-AS, AT, AU, AV	2	C7ZZ 5560-M
67	F(65, 76)-8 cyl. & improved handling package- "From 10/26/66"		2	
67	F(63, 76)-8 cyl.289, 390 for competition handling GT only "Before 11/15/66"	4 leaf-665 lb.load rate-#C7ZA 5556-AG - r/b C7ZZ 5560-M	2	★C7ZZ 5560-J
67	F(65)-8 cyl.289, 390-for competition handling GT only "Before 11/15/66"	4 leaf-625 lb.load rate-#C7ZA 5556-AJ- replaced by C7ZZ 5560-T	2	★C7ZZ 5560-K
67/68	F(63)-8 cyl.289 for competition handling GT only "From 11/15/66"	4 leaf-625 lb.load rate-#C7ZA 5556-AN, AR- replaced by C7ZZ 5560-T	2	★C7ZZ 5560-U
67/68	F(65)-8 cyl.289, 390 for competition handling GT only "From 11/15/66"		2	
	F(GT350/500)		2	
67/68	F(63)-8 cyl.390 for competition handling GT only "From 11/15/66"	4 leaf-665 lb.load rate-#C7ZA 5556-AL, AM	2	C7ZZ 5560-T
67/68	F(76)-8 cyl.289, 390 for competition handling GT only "From 11/15/66"		2	
68	F(GT350/500)		2	

Identification marking

HALPERT_AUCTIONS

YEAR	MODEL	DESCRIPTION	QTY.	PART NUMBER
	5560 SPRING ASSY. - REAR LEAF - continued - Refer to Group 5563 for spring leaves			
	- F -			
68	F(63)-6 cyl., 8 cyl.289-2/B & 302-4/B-(except GT350/500)	4 leaf-650 lb.load rate-#C4DA 5556-U, C7ZA 5556-M, Z-replaces spring marked	2	C4DZ 5560-J
68	F(65) (exc. GT350/500)	C7ZA 5556-Y	2	
68	F(63)-8 cyl.289, 302-4/B (exc.GT350/500)	4 leaf-625 lb.load rate-#C7ZA 5556-S, AF-	2	★C7ZZ 5560-D
68	F(65)-8 cyl. 289,302-4/B,390-4/B(exc.GT350/500)	R/B C7ZZ 5560-M	2	
68	F(63)-8 cyl. 289, 302, 390-4/B (exc. GT350/500)	4 leaf-665 lb.load rate-#C7ZA 5556-AS, AT, AU, AV	2	C7ZZ 5560-M
68	F(65, 76)-8 cyl. 289, 302-4/B, 390-4/B (exc. GT350/500)		2	
68	F(63, 76)-8 cyl.390-2/B P.F. & 4/B	4 leaf-650 lb. load rate-#C7ZA 5556-J, AB -	2	★ C7ZZ 5560-A
68	F(76)-6 cyl., 8 cyl.289-2/B & 302-4/B (exc. GT350/500)	r/b C4DZ 5560-J	2	
68	F(63, 76)-8 cyl.390-4/B	4 leaf-665 lb.load rate-#C7ZA 5556-N, AD-	2	★C7ZZ 5560-C
68	F(76)-8 cyl.289, 302-4/B (exc. GT350/500)	R/B C7ZZ 5560-M	2	
68	F(63, 65, 76)-8 cyl. 390-2/B P. F., 428 CJ-4/B w/improved handling package (exc. GT350/500)		2	
69	F(63)-8 cyl. 302 (exc. GT350/500)- "Before 9/10/68"	4 leaf-700 lb. load rate-#C9ZA 5556-B	2	C9ZZ 5560-A
	F(63A, B)-8 cyl. 351, 390-4/B (exc. GT350/500)- "Before 9/10/68"		2	
	F(76)-6 cyl. , 8 cyl. 302, 351, 390-4/B - (exc. GT350/500)		2	
	F(63)-8 cyl. 302 use with improved handling pkg. -(exc. GT350/500)	4 leaf-665 lb.load rate-#C7ZA 5556-AS, AT, AU, AV	2	C7ZZ 5560-M
	F(65)-8 cyl. 302, 351, 390 4/B with improved handling pkg. (exc. GT350/500)		2	
	F(63)-8 cyl. 390 for competition handling GT only	4 leaf-665 lb. load rate-#C7ZA 5556-AL, AM	2	C7ZZ 5560-T
	F(76)-8 cyl. 289, 390 for competition handling GT only		2	
	F(65A, B, C, D)-6 cyl., 8 cyl.302, 351, 390- (exc. GT350/500)	4 leaf-650 lb.load rate-#C4DA 5556-U, C7ZA 5556-M, Z-replaces spring marked	2	C4DZ 5560-J
	F(65E) -(exc. GT350/500) "From 9/10/68"	C7ZA 5556-Y	2	
	F(63)-8 cyl. 289 for competition handling GT only	4 leaf-625 lb. load rate-#C7ZA 5556-AN, AR- replaced by C7ZZ 5560-T	2	★C7ZZ 5560-U
	F(65)-8 cyl. 289, 390 for competition handling GT only		2	
	F(65E)-6 cyl. 200, 250, 8 cyl. 302, 351, 390 4/B - (exc. GT350/500) "Before 9/10/68"	4 leaf-665 lb. load rate-#C9ZA 5556-K, M- replaced by C4DZ 5560-J	2	★C9ZZ 5560-E
	F(76)-6 cyl., 8 cyl.302,351,390(exc GT350/500)	4 leaf-650 lb.load rate-#C7ZA 5556-J, AB - r/b C4DZ 5560-J	2	★C7ZZ 5560-A
	F(63A, B)-6 cyl., 8 cyl. 351, 390- (exc. GT350/500) "From 9/10/68"	4 leaf-595 lb. load rate-#C9ZA 5556-R, D0ZA 5556E, F or 3 yellow stripes	2	C9ZZ 5560-H
	F(63)-8 cyl. 302 (except GT350/500, Boss 302)- "From 9/10/68"		2	
	F(63, 65A, B, C, D)-8 cyl. 428 w/o trunk battery- (exc. GT350/500)	4 leaf-690 lb. load rate-#C9ZA 5556-H, D0ZA 5556-J, K or 2 gold & 1 violet stripe	2	C9ZZ 5560-D
	F(63, 65A, B, C, D)-8 cyl. 428 with trunk battery (exc. GT350/500)	4 leaf-730 lb. load rate-#C9ZA 5556-F, D0ZA 5556-G, H or 2 yellow & 2 brown stripes	2	C9ZZ 5560-C
	F(76)-8 cyl. 428 w/or w/o trunk battery (exc. GT350/500)		2	
	F(Boss 429)		2	
	F(63)-8 cyl. 351, 390-4/B with improved handling pkg. (exc. GT350/500)	4 leaf-695 lb. load rate-#C9ZA 5556-C, D	2	C9ZZ 5560-B
	F(76)-8 cyl. 302, 351, 390 4/B -with improved handling pkg. (exc. GT350/500)		2	
	F(GT350/500)	4 leaf-550 lb. load rate-#C9ZA 5556-S,	2	C9ZZ 5560-J
	F(Boss 302)	S9MS 5556-A or 2 green & 2 brown stripes	2	
70	F(63)-6 cyl. & 8 cyl. 302-2/B, 351	Standard-4 leaf-595 lb. load rate-#C9ZA 5556-R, D0ZA 5556-E, F or 3 yellow stripes	2	C9ZZ 5560-H
	F(63)-8 cyl. 302-2/B with improved handling package	Standard-4 leaf-690 lb. load rate-#C9ZA 5556-H, D0ZA 5556-J, K or 2 gold & 1 violet stripe	2	C9ZZ 5560-D
	F(65)-8 cyl. 302-2/B, 351 w/improved handling package	Standard	2	
	F(63, 65)-8 cyl. 428	Standard	2	

Identification marking

May, 1975

COPYRIGHT © 1975 — FORD MOTOR COMPANY — DEARBORN, MICHIGAN

FINAL ISSUE

HALPERT_AUCTIONS

YEAR	MODEL	DESCRIPTION	QTY.	PART NUMBER
	5560 SPRING ASSY. - REAR LEAF - continued - Refer to Group 5563 for spring leaves			
	- F -			
70	F(65)-6 cyl. & 8 cyl. 302-2/B, 351	Standard-4 leaf-625 lb. load rate-‡D0ZA 5556A, B	2	D0ZZ 5560-A
	F(Boss 302)	Standard-4 leaf-550 lb. load rate-#D0ZA 5556-L, M, D1ZA 5556-HA or 2 green & 2 brown stripes	2	D0ZZ 5560-C
	F(63)-8 cyl. 351	Standard-4 leaf-730 lb. load rate-#C9ZA 5556-F, D0ZA 5556-G, H or 2 yellow & 2 brown stripes	2	C9ZZ 5560-C
	F(76)-with improved handling package	Standard	2	
	F(8 cyl. 428)	Standard	2	
	F(Boss 429)	Standard	2	
	F(76)-6 cyl. & 8 cyl. 302-2/B, 351	Standard-4 leaf-665 lb. load rate-‡D0ZA 5556-C, D or 1 Silver & 1 red stripe	2	D0ZZ 5560-B
71	F(63D)-6 cyl. & 8 cyl. 302-2/B, 351-2/B- "Before 10/9/70"	Standard-4 leaf-560 lb. load rate-without competition handling pkg. -#1 silver & 2 red stripes	2	D1ZZ 5560-F
	F(63D)-6 cyl. "From 10/9/70"	Standard-4 leaf-595 lb. load rate-without competition handling pkg.-#D1ZA 5556-EA, or 2 red & 1 pink stripe	2	D1ZZ 5560-K
	F(63D)-8 cyl. 302-2/B, 351-2/B- "From 10/9/70"	Standard-4 leaf-625 lb. load rate-without competition handling pkg. #D1ZA 5556-FA or 1 red & 1 pink stripe	2	D1ZZ 5560-L
	F(63D)-8 cyl. 302-4/B Boss- "Before 10/9/70"	Standard-4 leaf-500 lb. load rate -#1 silver & 2 gold stripes	2	D1ZZ 5560-D
	F(63D)-8 cyl. 302-4/B Boss- "From 10/9/70"	Standard-4 leaf-550 lb. load rate- #D0ZA 5556-L, M, D1ZA 5556-HA or 2 green & 2 brown stripes	2	D0ZZ 5560-C
	F(63D)-8 cyl. 302-2/B, 351-exc.CJ- "Before 10/19/70"	Standard-4 leaf-590 lb. load rate- w/competition handling pkg.-#1 violet & 1 pink stripe	2	D1ZZ 5560-C
	F(63D)-8 cyl. 302-2/B, 351-exc.CJ- "From 10/19/70"	Standard-4 leaf-615 lb. load rate- w/competition handling pkg.-#2 green & 2 gold stripes	2	D1ZZ 5560-G
	F(63D)-8 cyl. 351-4/B-exc. CJ- "Before 10/9/70"	Standard-4 leaf-595 lb. load rate-without competition handling pkg. #D1ZA 5556-EA or 2 red & 1 pink stripe	2	D1ZZ 5560-K
	F(63D)-8 cyl. 351-4/B-exc. CJ- "From 10/9/70"	Standard-4 leaf-625 lb. load rate-without competition handling pkg. #D1ZA 5556-FA or 1 red & 1 pink stripe	2	D1ZZ 5560-L
	F(63D)-8 cyl. 351-CJ- "Before 10/9/70"	Standard-4 leaf-590 lb. load rate- w/competition handling pkg.-#1 violet & 1 pink stripe	2	D1ZZ 5560-C
	F(63D)-8 cyl. 351- CJ- "From 10/9/70"	Standard-4 leaf-654 lb. load rate- w/competition handling pkg.-#2 red & 2 orange stripes	2	D1ZZ 5560-H
	F(63D)-8 cyl. 429-CJ- "Before 10/19/70"	Standard-4 leaf-640 lb. load rate- w/competition handling pkg.- #1 green & 2 pink stripes	2	D1ZZ 5560-E
	F(63D)-8 cyl. 429-CJ- "From 10/19/70"	Standard-4 leaf-615 lb. load rate- w/competition handling pkg. - #2 green & 2 gold stripes	2	D1ZZ 5560-G
	F(63R)-8 cyl. 302-2/B, 351-2/B- "Before 10/19/70"	Standard-4 leaf-590 lb. load rate- w/competition handling pkg.-#1 violet & 1 pink stripe	2	D1ZZ 5560-C
	F(63R)-8 cyl. 302-2/B, 351-2/B- "From 10/19/70"	Standard-4 leaf-615 lb. load rate w/competition handling pkg.- #2 green & 2 gold stripes	2	D1ZZ 5560-G
	F(63R)-8 cyl. 351-4/B- "Before 10/9/70"	Standard-4 leaf-590 lb. load rate- w/competition handling pkg. - #1 violet & 1 pink stripe	2	D1ZZ 5560-C
	F(63R)-8 cyl. 351-4/B- "From 10/9/70"	Standard-4 leaf-654 lb. load rate- w/competition handling pkg. - #2 red & 2 orange stripes	2	D1ZZ 5560-H

‡ Identification marking

HALPERT_AUCTIONS

YEAR	MODEL	DESCRIPTION	QTY.	PART NUMBER
	5560 SPRING ASSY. - REAR LEAF - continued - Refer to Group 5563 for spring leaves			
	- F -			
71	F(63R)-8 cyl. 429CJ- "Before 10/9/70"	Standard-4 leaf-640 lb. load rate - w/competition handling pkg. - # 1 green & 2 pink stripes	2	D1ZZ 5560-E
	F(63R)-8 cyl. 429-CJ - "From 10/9/70"	Standard-4 leaf-654 lb. load rate- w/competition handling pkg. - # 2 red & 2 orange stripes	2	D1ZZ 5560-H
	F(65D)-6 cyl. & 8 cyl. 302-2/B,351-exc. CJ- "Before 10/9/70"	Standard-4 leaf-560 lb. load rate-without competition handling pkg. - # 1 silver & 2 red stripes	2	D1ZZ 5560-F
	F(65D)-6 cyl. & 8 cyl. 302-2/B, 351-2/B- "From 10/9/70"	Standard-4 leaf-595 lb. load rate-without competition handling pkg.-#D1ZA 5556-EA or 2 red & 1 pink stripe	2	D1ZZ 5560-K
	F(65D)-8 cyl. 351-4/B-exc. CJ- "From 10/9/70"	Standard-4 leaf-625 lb. load rate-without competition handling pkg.-#D1ZA 5556-FA or 1 red & 1 pink stripe	2	D1ZZ 5560-L
	F(65D)-8 cyl. 302-2/B,351- "Before 10/19/70"	Standard-4 leaf-590 lb. load rate- w/competition handling pkg.	2	D1ZZ 5560-C
	F(65D)-8 cyl. 302-2/B,351- "From 10/19/70"	Standard-4 leaf-615 lb. load rate- w/competition handling pkg.- # 2 green & 2 gold stripes	2	D1ZZ 5560-G
	F(65D)-8 cyl. 429-CJ "Before 10/19/70"	Standard-4 leaf-640 lb. load rate- w/competition handling pkg. - # 1 green & 2 pink stripes	2	D1ZZ 5560-E
	F(65D)-8 cyl.429-CJ- "From 10/19/70"	Standard-4 leaf-615 lb. load rate- w/competition handling pkg. - # 2 green & 2 gold stripes	2	D1ZZ 5560-G
	F(65F)-6 cyl. & 8 cyl. 302-2/B, 351- 2/B- "Before 10/9/70"	Standard-4 leaf-560 lb. load rate-without competition handling pkg. - # 1 silver & 2 red stripes	2	D1ZZ 5560-F
	F(65F)-6 cyl. & 8 cyl. 302-2/B- "From 10/9/70"	Standard-4 leaf-595 lb. load rate-without competition handling pkg.-#D1ZA 5556-EA or 2 red & 1 pink stripe	2	D1ZZ 5560-K
	F(65F)-8 cyl. 351-2/B- "From 10/9/70"	Standard-4 leaf-625 lb. load rate-without competition handling pkg. #D1ZA 5556-FA or 1 red & 1 pink stripe	2	D1ZZ 5560-L
	F(65F)-8 cyl. 351-4/B-exc. CJ	Standard-4 leaf-625 lb. load rate-without competition handling pkg. #D1ZA 5556-FA or 1 red & 1 pink stripe	2	D1ZZ 5560-L
	F(65F)-8 cyl. 302-2/B,351-2/B- "Before 10/19/70"	Standard-4 leaf-590 lb. load rate- w/competition handling pkg. - # 1 green & 2 pink stripes	2	D1ZZ 5560-C
	F(65F)-8 cyl. 302-2/B, 351-2/B- "From 10/19/70"	Standard-4 leaf-615 lb. load rate- w/competition handling pkg. - #2 green & 2 gold stripes	2	D1ZZ 5560-G
	F(65F)-8 cyl. 351-4/B,429-CJ- "Before 10/19/70"	Standard -4 leaf-640 lb. load rate- w/competition handling pkg. - # 1 green & 2 pink stripes	2	D1ZZ 5560-E
	F(65F)-8 cyl. 351-4/B,429-CJ- "From 10/19/70"	Standard-4 leaf-615 lb. load rate- w/competition handling pkg. - # 2 green & 2 gold stripes	2	D1ZZ 5560-G
	F(76)-6 cyl. & 8 cyl. 302-2B, 351-exc. CJ- "Before 10/9/70"	Standard-4 leaf-595 lb. load rate-without competition handling pkg.-#D1ZA 5556-EA or 2 red & 1 pink stripe	2	D1ZZ 5560-K
	F(76)-6 cyl. "From 10/9/70"	Standard-4 leaf-625 lb. load rate-without competition handling pkg. #D1ZA 5556-FA or 1 red & 1 pink stripe	2	D1ZZ 5560-L
	F(76)-8 cyl. 302-2/B,351-exc. CJ- "From 10/9/70"	Standard-4 leaf-665 lb. load rate-without competition handling pkg.- #D1ZA 55560-GA or 2 pink & 1 red stripe	2	D1ZZ 5560-M
	F(76)-8 cyl. 302-2/B-"Before 10/9/70"	Standard-4 leaf-590 lb. load rate- w/competition handling pkg.- # 1 green & 2 pink stripes	2	D1ZZ 5560-C

Identification marking

May, 1975

COPYRIGHT © 1975 — FORD MOTOR COMPANY — DEARBORN, MICHIGAN

FINAL ISSUE

YEAR	MODEL	DESCRIPTION	QTY.	PART NUMBER
	5560 SPRING ASSY. - REAR LEAF - continued - Refer to Group 5563 for spring leaves			
	- F -			
71	F(76)-8 cyl. 351, 429-CJ - "Before 10/9/70"	Standard-4 leaf-640 lb. load rate-w/competition handling pkg.-#1 green & 2 pink stripes	2	D1ZZ 5560-E
	F(76)-8 cyl. 302-2/B, 351, 429-CJ - "From 10/9/70"	Standard-4 leaf-654 lb. load rate-w/competition handling pkg.-#2 red & 2 orange stripes	2	D1ZZ 5560-H
72	F(63D)-6 cyl.	Standard-4 leaf-595 lb. load rate-C9ZA 5556-R, D0ZA 5556-E, F-#3 yellow stripes	2	C9ZZ 5560-H
	F(63D)-8 cyl.302, 351-exc.CJ, Boss	Standard-4 leaf-625 lb. load rate-without competition handling pkg.-#D0ZA 5556-A, B	2	D0ZZ 5560-A
	F(63D)-6 cyl.	Standard-4 leaf-595 lb. load rate-without competition handling pkg.-#C9ZA 5556-R, D0ZA 5556-E, F or 3 yellow stripes	2	C9ZZ 5560-H
	F(63D)-8 cyl.302, 351-2/B	Standard-4 leaf-625 lb.load rate-without competition handling pkg.-#D0ZA 5556-A, B	2	D0ZZ 5560-A
	F(63D)-8 cyl.302, 351-2/B	Standard-4 leaf-615 lb.load rate-w/competition handling pkg.-#2 green & 2 gold stripes	2	D1ZZ 5560-G
	F(63D)-8 cyl. 351-CJ	Standard-4 leaf-625 lb. load rate-without competition handling pkg.-#D0ZA 5556-A, B	2	D0ZZ 5560-A
	F(63D)-8 cyl.351-CJ	Standard-4 leaf-654 lb.load rate-w/competition handling pkg.-#2 red & 2 orange stripes	2	D1ZZ 5560-H
	F(63D)-8 cyl.351-Boss	Standard-4 leaf-550 lb.load rate-#D0ZA 5556-L, M, D1ZA 5556-HA or 2 green & 2 brown stripes	2	D0ZZ 5560-C
	F(63R)-8 cyl.302, 351-2/B	Standard-4 leaf-615 lb.load rate-w/competition handling pkg.-#2 green & 2 gold stripes	2	D1ZZ 5560-G
	F(63R)-8 cyl.351-CJ	Standard-4 leaf-654 lb.load rate-w/competition handling pkg.-#2 red & 2 orange stripes	2	D1ZZ 5560-H
	F(65D)-6 cyl. & 8 cyl. 302, 351-2/B	Standard-4 leaf-595 lb. load rate-without competition handling pkg.-#C9ZA 5556-R, D0ZA 5556-E, F or 3 yellow stripes	2	C9ZZ 5560-H
	F(65D)-8 cyl.351-CJ	Standard-4 leaf-625 lb. load rate-without competition handling pkg.-#D0ZA 5556-A, B	2	D0ZZ 5560-A
	F(65D)-8 cyl.302, 351-2/B, 351-CJ	Standard-4 leaf-615 lb.load rate-w/competition handling pkg.-#2 green & 2 gold stripes	2	D1ZZ 5560-G
	F(65F)-6 cyl. & 8 cyl. 302	Standard-4 leaf-595 lb. load rate-without competition handling pkg.-#C9ZA 5556-R, D0ZA 5556-E, F or 3 yellow stripes	2	C9ZZ 5560-H
	F(65F)-8 cyl.351-2/B, 351-CJ	Standard-4 leaf-625 lb.load rate-without competition handling pkg.-#D0ZA 5556-A, B	2	D0ZZ 5560-A
	F(65F)-8 cyl.302, 351-2/B, 351-CJ	Standard-4 leaf-615 lb.load rate-w/competition handling pkg.-#2 green & 2 gold stripes	2	D1ZZ 5560-G
	F(76)-6 cyl.	Standard-4 leaf-625 lb.load rate-without competition handling pkg.-#D0ZA 5556-A, B	2	D0ZZ 5560-A
	F(76)-8 cyl.302, 351-2/B, 351-CJ	Standard-4 leaf-695 lb. load rate-without competition handling pkg.-#D1ZA 5556-CA - m/w D1ZZ 5560-M	2	★ D1ZZ 5560-J
	F(76)-8 cyl.302, 351-2/B, 351-CJ	Standard-4 leaf-654 lb.load rate-w/competition handling pkg.-#2 red & 2 orange stripes	2	D1ZZ 5560-H
	- L -			
71	L "Before 4/26/71"	Standard-3 leaf-460 lb. load rate #D12A 5556-BD, BE or 1 green stripe, 1 brown & 2 green stripes	2	D1FZ 5560-A
	L "From 4/26/71"	Standard-4 leaf-515 lb. load rate #D12A 5556-BF or 1 pink & 1 orange stripe	2	D1FZ 5560-C
72	L(exc. 73) "Before 1/10/72"	Standard-4 leaf-466 lb. load rate-#D22A 5556-DA or 1 red & 2 orange stripes-r/b D2FZ 5560-D	2	★ D2FZ 5560-A
	L(exc. 73) "Before 1/10/72"	Standard-4 leaf-515 lb. load rate-#D12A 5556-BF or 1 pink & 1 orange stripe	2	D1FZ 5560-C
	L(exc.73) "From 1/10/72 to 7/17/72"	Standard-5 leaf-500 lb.load rate-#D22A 5556-DB, DC, DD or 1 green & 2 orange stripes, 1 yellow & 2 red stripes	2	D2FZ 5560-D

Identification marking

HALPERT_AUCTIONS

YEAR	MODEL		DESCRIPTION	QTY.	PART NUMBER
	5560 SPRING ASSY. - REAR LEAF - continued - Refer to Group 5563 for spring leaves				
		- L -			
72	L(exc.73)	"From 7/17/72"	Standard-5 leaf-500 lb. load rate- #1 yellow & 1 brown stripe	2	D3FZ 5560-A
	L(73)		Standard-5 leaf-700 lb. load rate- #D22A 5556-BD,BE or 1 red & 2 violet stripes	2	D2FZ 5560-E
	L(73)	"Before 7/17/72"	Standard-6 leaf-700 lb.load rate- #D22A 5556-BF or 2 yellow & 2 orange stripes	2	D2FZ 5560-F
	L(73)	"From 7/17/72"	Standard-6 leaf 637 lb. load rate- #1 pink & 1 green stripe	2	D3FZ 5560-B
		- P -			
70	P		Standard-3 leaf-535 lb. load rate-#D0DA 5556-C, D, E, F	2	D0DZ 5560-A
	P		H/D-3 leaf-535 lb. load rate-#D0DA 5556-J, K	2	D0DZ 5560-B
71	P(54)		Standard-3 leaf-660 lb. load rate- # 1 orange & 1 pink strip, 1 silver & 2 brown stripes or D1DA 5556-AA,BA,BC	2	D1DZ 5560-B
	P(54)		H/D-4 leaf-708 lb. load rate- # 1 orange & 2 pink stripes	2	D1DZ 5560-E
	P(62)		Standard-3 leaf-579 lb. load rate- # 2 orange & 1 pink stripe	2	D1DZ 5560-C
	P(62)		H/D-3 leaf-595 lb. load rate- # 2 orange & 2 pink stripes	2	D1DZ 5560-D
72	P(54)	"Before 4/3/72"	Standard-3 leaf-660 lb.load rate- #1 orange & 1 pink stripe, 1 silver & 2 brown stripes or D1DA 5556-AA,BA,BC	2	D1DZ 5560-B
	P(54)	"From 4/3/72"	Standard-3 leaf-660 lb.load rate- #2 red & 1 green stripe or D2DA 5556-DA	2	D2DZ 5560-A
	P(54)		H/D-4 leaf-708 lb.load rate- #1 orange & 2 pink stripes	2	D1DZ 5560-E
	P(62)	"Before 4/3/72"	Standard-3 leaf-579 lb.load rate-#2 orange & 1 pink stripe	2	D1DZ 5560-C
	P(62)	"From 4/3 '72"	Standard-3 leaf-579 lb.load rate-#D2DA 5556-BA	2	D2DZ 5560-B
	P(62)		H/D-3 leaf-595 lb.load rate- #2 orange & 2 pink stripes	2	D1DZ 5560-D
		- S -			
65/66	S (63A,B,C,D)		5 leaf- #C4SA 5560-B, C, E, G, H	2	C4SZ 5560-B
65/66	S(63A, B)		5 leaf-H/D for trailer option-#3828868	2	C4SZ 5560-C
65/66	S(76)		5 leaf- #C4SA 5560-A, D, F, J, K	2	C4SZ 5560-A
65/66	S(76)		5 leaf-H/D -for trailer option-#3828869 - not replaced	2	★C4SZ 5560-D
		- U -			
66/69	U		5 leaf-Std.-930 lb.load rate-2 stage spring- #C6TA 5560-F,S,C7TA 5560-AF- r/b D0TZ 5560-A	2	★C6TZ 5560-B
66/	U		5 leaf-std. 930 lb. load rate-#D0TA 5560-A	2	D0TZ 5560-A
66/69	U		6 leaf-H/D-1280 lb.load rate-2 stage spring- #C6TA 5560-AA,C7TA 5560-AK- r/b D0TZ 5560-B	2	★C6TZ 5560-Y
66/	U		6 leaf-H/D-1280 lb. load rate-#D0TA 5560-B	2	D0TZ 5560-B
66/67	U		7 leaf-H/D 1280 lb. load rate-#C6TA 5560-E	2	C6TZ 5560-C
		- X -			
65	X(54, 62, 63)		3 leaf-650 lb. load rate-#C4DA 5556-Y - not replaced	2	★C5DZ 5560-A
65	X(59, 71)		4 leaf-925 lb. load rate-#C4DA 5556-G, H, J, K	2	C4DZ 5560-C
65	X(66, 78)		4 leaf-875 lb. load rate-#C4DA 5556-E, F- not replaced	2	★C4DZ 5560-D
65	X(76)		4 leaf-750 lb. load rate-#C4DA 5556-C, D, L, M - not replaced	2	★C4DZ 5560-B
66	X(66)		5 leaf-Std.-970 lb. load rate-#C6DA 5556-K, V - replaced by C7OZ 5560-E	2	★C6DZ 5560-A
66	X(66)		5 leaf-H/D-1140 lb. load rate-#C6DA 5556-H,Z- replaced by C7OZ 5560-F	2	★C6DZ 5560-B

Identification marking

May, 1975

COPYRIGHT © 1975 — FORD MOTOR COMPANY — DEARBORN, MICHIGAN

FINAL ISSUE

HALPERT_AUCTIONS

YEAR	MODEL	DESCRIPTION	QTY.	PART NUMBER
	5560 SPRING ASSY. - REAR LEAF - continued - Refer to Group 5563 for spring leaves			
	- X -			
66	X(54,62)-6 cyl. with automatic trans.	3 leaf-650 lb. load rate-#C6DA 5556-D,M,	2	★C6DZ 5560-K
66	X(54,62)-except 6 cyl. with automatic trans.-remove weight	R,AA,AB,AF -R/B C6DZ 5560-L	2	
67	X(54,62)-8 cyl.		2	
67/70	X(54,62)-6 cyl. with auto. trans.	3 leaf-650 lb. load rate-#C7DA 5556-F	2	C6DZ 5560-L
68/70	X(54,62)	H/D-4 leaf-712 lb. load rate-#C8DA 5556-C,D	2	C8DZ 5560-A
66/67	X(71) "Before 10/3/66"	4 leaf-1025 lb. load rate-#C6DA 5556-T,AC,AD-not replaced	2	★C6DZ 5560-E
67	X(71) "From 10/3/66"	4 leaf-1025 lb. load rate-#C7DA 5556-G,H,J,K	2	C7DZ 5560-A
68	X(6 cyl. with 3/S/T,8 cyl. 289 & 302)		2	
69	X(71)	Also use (1) C5GY 5A669-A	2	
66/70	X(71)	5 leaf-H/D-1050 lb. load rate-#C6OA 5556-BH, #C7OA 5556-AG,AJ	2	C7OZ 5560-K
68	X(71)-6 cyl.,8 cyl. 289 & 302-2/B	R.H.-5 leaf-1050 lb. load rate-#C7OA 5556-S,T	1	C7OZ 5560-A
		L.H.-5 leaf-1230 lb. load rate-#C7OA 5556-Y,Z	1	C7OZ 5560-C
65/	A,B	Bolt (tie)-5/16"-24 x 1 31/32"	2	354721-S(LD855)
65	A	Flatwasher (sprg. to upper & lower sprg. clamping plate)-1 9/16"	4	351477-S7-8 (XX193)
65	A	Bolt (spring to upper spring clamp plate)-1/2"-13 x 1 1/2"	2	377315-S2 (BB707)
65	A	Bolt (spring to lower spring clamp plate)-1/2"-13 x 2 1/8"-shoulder	2	379956-S2 (BB444K)
65/	A,B,S,X,(F-8 cyl.)	Nut-5/16"-24	2	33798-S7-8(M62)
65	B	Lockwasher (spg. to front hanger)-9/16"	2	34810-S7-8(X69)
65	B	Locknut (spg. to axle)-1/2"-20	8	34449-S7-8(M85)
65/68	B,F,X "Before 5/15/68"	Locknut (to axle)-7/16"-20	8	379244-S7-8 (MM169L)
68/	B,F,X "From 5/15/68"	Locknut (to axle)-7/16"-20-red dichromate	8	379244-S100 (MM169LA)
68	B,X	Locknut (to underbody)-1/2"-13-red phosphate dye	2	382636-S100 (MM313)
71	B,F,L,P	Nut hex. (to underbody)-1/2"-13	2	383577-S100 (MM295AB)
71	B,F,P	Bolt (spg. to underbody)-1/2"-13 x 4 3/4"	2	382486-S(BB551AJ)
65	F,X	Bolt (tie)-5/16"-24 x 1 21/32"	2	378703-S(BB817AD)
71	L	Bolt (spg. to underbody)-1/2"-13 x 4 3 4"	2	383435-S100
65/	F,X	Flatwasher (spg. to rear spg. frt. hanger)-1/2"	2	351810-S8(XX185)
65	S	Nut (spg. to rear spg. hanger)-1/2"-20	2	33846-S8(M69)
65	S	Nut (spg. to rear axle)-1/2"-20	8	33882-S8(M24)
65	S	Lockwasher (spg. to rear spg. hanger)-1/2"	2	34809-S8(X68)
65	S	Lockwasher (spg. to rear axle)	8	
66	S	Nut(to hanger-front)-1/2"-13	4	380952-S2(MM11B)
66/70	X(54,62)	Bolt (tie)-5/16"-24 x 1 5/8"	2	380735-S(BB817G)
67/	F		2	
66	X(66)	Bolt (tie)-5/16"-24 x 2 1/8"	2	380736-S(BB817M)
67	B(66)		2	
65/70	X(58A,64A)		2	

5563-5 LEAF - REAR SPRING - Refer to Group 5560 for Model Application. Determine applicable Spring Assembly part number. Find Spring Assy. part number below and read across to find part number of No. 1 or No. 2 leaf desired.

REAR SPRING LEAF CHART

SPRING ASSY.	LEAF NO. 1	LEAF NO. 2	SPRING ASSY.	LEAF NO. 1	LEAF NO. 2
★C4DZ 5560-B	C4DZ 5564-B	★C4DZ 5565-B	★C5OZ 5560-C	★C4OZ 5564-C	★C4OZ 5565-A
C4DZ 5560-C	★C4DZ 5564-E	★C4DZ 5565-E	★C5OZ 5560-D	★C4OZ 5564-B	★C4OZ 5565-B
★C4DZ 5560-D	★C4DZ 5564-D	★C4DZ 5565-D	C5OZ 5560-E	C4OZ 5564-A	★C4OZ 5565-A
C4DZ 5560-J	C4DZ 5564-B	★C4DZ 5565-B	C5OZ 5560-F	★C4OZ 5564-C	★C4OZ 5565-A
C4SZ 5560-A	C4SZ 5564-A	★C4SZ 5565-D	★C5OZ 5560-J	★C5OZ 5564-D	★C5OZ 5565-A
C4SZ 5560-B	C4SZ 5564-A	★C4SZ 5565-C	C5ZZ 5560-C	C5ZZ 5564-A	C5ZZ 5565-A
C4SZ 5560-C			C5ZZ 5560-D	C5ZZ 5564-A	C5ZZ 5565-A
★C4SZ 5560-D			★C5ZZ 5560-E	C5ZZ 5564-B	★C5ZZ 5565-B
★C5DZ 5560-A	★C5DZ 5564-A	★C5DZ 5565-A	C5ZZ 5560-F	C5ZZ 5564-B	★C5ZZ 5565-B
C5OZ 5560-A	★C5OZ 5564-B	★C3OZ 5565-D	★C6DZ 5560-A	★C6DZ 5564-A	★C6DZ 5565-A
★C5OZ 5560-B	★C5OZ 5564-A	★C3OZ 5565-G	★C6DZ 5560-B	C6DZ 5564-B	★C6DZ 5565-B

Identification marking

HALPERT_AUCTIONS

5563-5 LEAF - REAR SPRING - continued

REAR SPRING LEAF CHART

SPRING ASSY.	LEAF NO. 1	LEAF NO. 2
★C6DZ 5560-C	C6DZ 5564-C	★C6DZ 5565-C
★C6DZ 5560-E	★C6DZ 5564-D	★C6DZ 5565-D
★C6DZ 5560-J	★C6OZ 5564-F	★C6OZ 5565-E
★C6DZ 5560-K	C6DZ 5564-C	★C6DZ 5565-C
C6DZ 5560-L		
C6OZ 5560-A	★C6OZ 5564-L	★C6OZ 5565-K
C6OZ 5560-B	C6OZ 5564-E	★C6OZ 5565-D
C6OZ 5560-C	C6OZ 5564-G	★C6OZ 5565-F
★C6OZ 5560-E	C6OZ 5564-H	★C6OZ 5565-H
★C6OZ 5560-F	★C6OZ 5564-A	★C6OZ 5565-A
C6OZ 5560-G	★C6OZ 5564-J	★C6OZ 5565-E
★C6OZ 5560-H	★C6OZ 5564-F	★C6OZ 5565-E
★C6OZ 5560-J	★C6OZ 5564-K	★C6OZ 5565-J
C6OZ 5560-K	C6OZ 5564-G	★C6OZ 5565-F
★C6OZ 5560-S	★C6OZ 5564-N	★C6OZ 5565-H
C6OZ 5560-T	C6OZ 5564-T	★C6OZ 5565-R
★C6OZ 5560-U	★C6OZ 5564-A	★C6OZ 5565-A
★C6OZ 5560-V	C6OZ 5564-T	★C6OZ 5565-R
★C6OZ 5560-Y	★C6OZ 5564-A	★C6OZ 5565-A
C6OZ 5560-Z	★C6OZ 5564-M	★C6OZ 5565-L
★C6OZ 5560-AA	★C6OZ 5564-M	★C6OZ 5565-L
C6OZ 5560-AB	C6OZ 5564-G	★C6OZ 5565-F
★C6OZ 5560-AC	★C6OZ 5564-N	★C6OZ 5565-H
★C6OZ 5560-AD	★C6OZ 5564-F	★C6OZ 5565-E
C6OZ 5560-AE	C6OZ 5564-H	★C6OZ 5565-H
★C6OZ 5560-AF	★C6OZ 5564-J	★C6OZ 5565-E
C6OZ 5560-AL	C6OZ 5564-R	★C6OZ 5565-M
C6OZ 5560-AM	C6OZ 5564-T	★C6OZ 5565-R
C6OZ 5560-AN	★C6OZ 5564-A	★C6OZ 5565-A
C6OZ 5560-AT	★C6OZ 5564-S	★C6OZ 5565-N
★C6OZ 5560-AY	C6OZ 5564-R	★C6OZ 5565-M
C6OZ 5560-AZ	C6OZ 5564-E	★C6OZ 5565-D
★C6OZ 5560-BA	C6OZ 5564-H	★C6OZ 5565-H
★C6OZ 5560-BB	★C6OZ 5564-F	★C6OZ 5565-E
★C6TZ 5560-B	‡C6TZ 5563-A †C8TZ 5563-K	C6TZ 5565-A
C6TZ 5560-C	C6TZ 5563-B	C6TZ 5565-B
★C6TZ 5560-Y	C8TZ 5563-L	
C7DZ 5560-A	C7DZ 5564-A	C7DZ 5565-A
C7OZ 5560-A	C6OZ 5564-H	★C7OZ 5565-A
★C7OZ 5560-B	C6OZ 5564-N	★C7OZ 5565-A
C7OZ 5560-C	C6OZ 5564-H	★C7OZ 5565-A
★C7OZ 5560-D	C6OZ 5564-H	★C7OZ 5565-A
C7OZ 5560-E	★C6DZ 5564-A	★C6DZ 5565-A
C7OZ 5560-F	C6DZ 5564-B	★C6DZ 5565-B
★C7OZ 5560-J	★C6DZ 5564-A	★C6DZ 5565-A
C7OZ 5560-K	★C7OZ 5564-A	★C7OZ 5565-B
C7OZ 5560-L	C7OZ 5564-B	★C7OZ 5565-C
C7ZZ 5560-A	C7ZZ 5564-A	C5ZZ 5565-A
★C7ZZ 5560-B	C7ZZ 5564-A	C5ZZ 5565-A
★C7ZZ 5560-C	C7ZZ 5564-B	★C5ZZ 5565-B
★C7ZZ 5560-D	C7ZZ 5564-B	★C5ZZ 5565-B
C7ZZ 5560-J	★C7ZZ 5564-C	★C7ZZ 5565-A
★C7ZZ 5560-K	★C7ZZ 5564-C	★C7ZZ 5565-A
C7ZZ 5560-M	C7ZZ 5564-B	★C5ZZ 5565-B
★C7ZZ 5560-N	C7ZZ 5564-B	★C5ZZ 5565-B
C7ZZ 5560-T	C7ZZ 5564-D	C7ZZ 5565-B
★C7ZZ 5560-U	C7ZZ 5564-D	C7ZZ 5565-B
C8DZ 5560-A	C8DZ 5564-A	★C8DZ 5565-A
C8OZ 5560-A	C8OZ 5564-A	★C8OZ 5565-A
★C8OZ 5560-B	C8OZ 5564-A	★C8OZ 5565-A
C8OZ 5560-C	C8OZ 5564-A	★C8OZ 5565-A
C8OZ 5560-D	C8OZ 5564-B	★C6OZ 5565-L
★C8OZ 5560-E	C8OZ 5564-B	★C6OZ 5565-L
C8OZ 5560-F	C8GY 5564-A	C8GY 5565-A
★C8OZ 5560-H	C8OZ 5564-A	★C8OZ 5565-A
★C8OZ 5560-J	C7OZ 5564-B	★C7OZ 5565-C
C8OZ 5560-K	★C8OZ 5564-C	★C8OZ 5565-B
C8OZ 5560-M	★C8OZ 5564-C	★C8OZ 5565-B
C8OZ 5560-N	★C8OZ 5564-D	★C8OZ 5565-C
C8OZ 5560-R		
C8OZ 5560-S		
C8OZ 5560-Y	C7OZ 5564-B	★C7OZ 5565-C
C9OZ 5560-A	C6OZ 5564-N	C9OZ 5565-A
C9OZ 5560-B	C6OZ 5564-N	C9OZ 5565-A
C9OZ 5560-C	C8OZ 5564-A	C9OZ 5565-B
C9OZ 5560-D	C8OZ 5564-A	C9OZ 5565-B
C9OZ 5560-E	C8OZ 5564-A	C9OZ 5565-B
C9OZ 5560-F	C8OZ 5564-A	C9OZ 5565-B
C9OZ 5560-G	C8OZ 5564-A	C9OZ 5565-C
C9OZ 5560-H	C8OZ 5564-B	C9OZ 5565-D
C9OZ 5560-J	C8OZ 5564-B	C9OZ 5565-D
C9OZ 5560-K	C8OZ 5564-B	C6OZ 5565-L
C9OZ 5560-L	C8OZ 5564-B	C6OZ 5565-L
C9OZ 5560-M	C9OZ 5564-A	C9OZ 5565-E
C9OZ 5560-N	C9OZ 5564-A	C9OZ 5565-C
C9OZ 5560-R	C9OZ 5564-A	C9OZ 5565-C
C9ZZ 5560-A	C7ZZ 5564-A	C5ZZ 5565-A
C9ZZ 5560-B	C7ZZ 5564-B	★C5ZZ 5565-B
C9ZZ 5560-C	C7ZZ 5564-D	C7ZZ 5565-B
C9ZZ 5560-D	C7ZZ 5564-D	C7ZZ 5565-B
★C9ZZ 5560-E		
C9ZZ 5560-H	C7ZZ 5564-A	C5ZZ 5565-A
C9ZZ 5560-J	C9ZZ 5564-A	C9ZZ 5565-A
D0DZ 5560-A	D0DZ 5564-A	D0DZ 5565-A
D0DZ 5560-B	D0DZ 5564-B	D0DZ 5565-B
D0OZ 5560-A	D0OZ 5564-A	D0OZ 5565-A
D0OZ 5560-B	D0OZ 5564-B	D0OZ 5565-B
D0OZ 5560-C	C8OZ 5564-B	D0OZ 5565-D
D0OZ 5560-E	D0OZ 5564-C	D0OZ 5565-C
D0OZ 5560-F	D0OZ 5564-C	D0OZ 5565-C
D0OZ 5560-G	C8OZ 5564-B	C9GY 5565-A
D0TZ 5560-A	D0TZ 5563-A	D0TZ 5565-A
D0TZ 5560-B	D0TZ 5563-B	D0TZ 5565-B
D0ZZ 5560-A	C7ZZ 5564-A	C5ZZ 5565-A
D0ZZ 5560-B	C7ZZ 5564-A	C5ZZ 5565-A
D0ZZ 5560-C	C9ZZ 5564-A	C9ZZ 5565-A
D1DZ 5560-B	D0DZ 5564-A	D1DZ 5565-D
D1DZ 5560-C	D0DZ 5564-A	D1DZ 5565-A
D1DZ 5560-D	D0DZ 5564-B	D0DZ 5565-B
D1DZ 5560-E	D0DZ 5564-A	D1DZ 5565-C
D1FZ 5560-A	D1FZ 5564-A	D1FZ 5565-A
D1FZ 5560-C	D1FZ 5564-B	D1FZ 5565-B
D1ZZ 5560-C	C7ZZ 5564-D	C7ZZ 5565-B
D1ZZ 5560-D	C9ZZ 5564-A	C9ZZ 5565-A
D1ZZ 5560-E	C7ZZ 5564-D	C7ZZ 5565-B
D1ZZ 5560-F	D1ZZ 5564-A	D1ZZ 5565-A
D1ZZ 5560-G	C7ZZ 5564-D	C7ZZ 5565-B
D1ZZ 5560-H	C7ZZ 5564-D	C7ZZ 5565-B
★D1ZZ 5560-J	D1ZZ 5564-A	D1ZZ 5565-A
D1ZZ 5560-K	D1ZZ 5564-A	D1ZZ 5565-A
D1ZZ 5560-L	D1ZZ 5564-A	D1ZZ 5565-A
D1ZZ 5560-M	D1ZZ 5564-A	D1ZZ 5565-A
D2DZ 5560-A	D0DZ 5564-A	D1DZ 5565-D
D2DZ 5560-B	D0DZ 5564-A	D1DZ 5565-A
★D2FZ 5560-A	D2FZ 5564-A	D2FZ 5565-A
D2FZ 5560-D	D2FZ 5564-C	D2FZ 5565-C
D2FZ 5560-E	D2FZ 5564-B	D2FZ 5565-B
D2FZ 5560-F	D2FZ 5564-B	D2FZ 5565-B
D3FZ 5560-A	D2FZ 5564-C	D2FZ 5565-C
D3FZ 5560-B	D2FZ 5564-B	D2FZ 5565-B

‡ "Before 10/14/68" † "From 10/14/68"

COPYRIGHT © 1975 — FORD MOTOR COMPANY — DEARBORN, MICHIGAN

FINAL ISSUE

HALPERT_AUCTIONS

YEAR	MODEL	DESCRIPTION	QTY.	PART NUMBER
	5A569 RETAINER - REAR SPRING LOWER			
66	A	Use with 4010 housings not having 1 piece formed spring seat -17/32" I.D.-3 1/8" O.D.	2	C6AZ 5A569-A
66	A	Bolt(to housing)-1/2"-13 x 1"	2	20392-S7-8(B120A)
		Locknut-1/2"-13	2	382599-S100 (MM173MZ)
	5586 ANTI-SQUEAK - REAR SPRING			
65/66	S		8	C0AA 5586-B
65/	F		4	
68/71	B, X		AR	
71/	L		AR	
72	P		4	
65/67	X		8	C4DZ 5586-A
	5A589 LEVELER KIT - AIR - (MANUAL)			
65	A	Rear-not replaced	1	★C5AZ 5A589-A
	Consists of			
	2-C5AZ 5A666-A Cyl. assy.	2-44725-S8 Washer	2-380031-S100 Nut	
	1-C5AZ 5A667-A Hose assy.	2-358309-S2 Clip	1-380032-S Washer	
	2-C5AZ 5A671-A Cap	2-380030-S100 Washer		
	1-Decal instruction	1-Sketch-installation		
66	A	Rear-to convert to automatic fill-also use	1	C8AZ 5A589-A
67/	A,S	C9AZ 5A589-B kit	1	
72	B		1	
	Consists of			
	2-C7MY 5A666-A Cyl. assy.	1-34977-S2 Nut	2-380030-S100 Washer	
	1-C9AZ 5A667-C Hose assy.	1-55714-S7 Nut	2-380031-S100 Nut	
	1-C8AA 5A668-A Clip	1-56139-S2 Bolt	1-380032-S Washer	
	2-C6AA 5A680-A Spacer	1-56337-S4 Bolt	2-382209-S2 Grommet	
	1-C7AA 5A680-A Spacer	1-Decal-instruction	1-Sketch-installation	
66/	U	Front	1	C6TZ 5A589-A
	Consists of			
	2-C5RA 3B254-A Spacer	2-C5RA 5A666-C Cyl. assy.	2-20348-S2 Bolt	
	1-Decal-instruction	1-Sketch-installation		
	5A589 CONTROL KIT-AIR LEVEL RIDE - (AUTOMATIC)			
67/68	A(exc. 428 P/C),S	Use with appropriate 5A589 air leveler accessory or production kit -not replaced	1	★C7AZ 5A589-B
	Consists of			
	1-C7MY 5A688-A Bracket	2-34658-S2 Nut	2-359986-S2 Spacer	
	1-C8VY 5A690-A Link	1-34906-S2 Washer	1-370817-S8 Reducer	
	1-C7MY 5A712-A Valve	2-34977-S4 Nut	4-373442-S100 Clip	
	1-C7MY 5A713-B Compressor	2-42772-S2 Screw	1-374677-S Tee	
	1-C9AZ 5A714-A Hose	2-42776-S2 Screw	1-377107-S Clip	
	1-C7SA 5A688-A Bracket	2-55433-S2 Screw	1-382215-S Insert	
	1-C7SA 5A763-A Lever	3-55736-S2 Nut	1-382492-S Nut	
	1-C4RA 13A887-A Fitting	2-55981-S2 Screw	4-382843-S2 Clip	
	1-C4RA 13A887-C Fitting	1-87780-S8 Plug	1-Sketch-Installation	
	1-C8AA 18666-D Hose			
69/	A,S	Use with appropriate 5A589 air leveler	1	★C9AZ 5A589-B
72	B	accessory kit-not replaced	1	
	Consists of			
	3-D0VY 2A965-A Insulator	1-C9AJ 5A718-A Tube	3-33797-S2 Nut	
	1-D0AJ 5A681-A Compressor	3-D0AJ 5A739-A or	4-34825-S Washer	
	1-C9AZ 5A687-A Valve	382215-S Insert	3-357940-S Sleeve	
	1-C9AZ 5A689-A Connector	1-C7RA 17543-A Hose	1-374677-S Tee	
	1-D0AZ 5A694-A Bracket	4-26483-S8 Bolt	2-375810-S Grommet	
	5-D0AJ 5703-A Clamp	4-33795-S2 Nut	1-Sketch-installation	
	5598 SPACER - REAR SPRING CENTER MOUNTING			
65/67	B(71)	H/D-not replaced	4	★C3OZ 5598-A
65/67	B(except 71)		2	
	5624 LINER - REAR SPRING - Also Refer to Group 5983			
67/68	B(54, 62, 63)-6 cyl.		2	C5GA 5624-A
68	X(6 cyl. with S/T) & 8 cyl.		2	
69	X(71)-6 cyl.		2	
	5627 BAR - REAR SPRING SHACKLE - REAR - Supplied in 5630 kits			

HALPERT_AUCTIONS

YEAR	MODEL	DESCRIPTION	QTY.	PART NUMBER
	5630 SHACKLE KIT - REAR SPRING			
	- B -			
65	B	Rear spring-front	2	C5OZ 5630-A
	Consists of			
	1-C4DZ 5781-C Bushing assy.	1-377262-S Bolt	1-378046-S8 or 378285-S8 Nut	
65	B(exc. 71)	Rear spring-rear	2	C5OZ 5630-B
	Consists of			
	1-C2OA 5627-A Bar	1-C2OA 5776-A Shackle assy.	4-D4DZ 5781-A Bushing	
	2-55674-S Nut			
65	B(71)	Rear spring-rear	2	C5OZ 5630-C
	Consists of			
	1-C5OA 5627-A Bar-outer	1-C5OA 5776-A Shackle assy.	4-C3OA 5791-B Bushing	
	2-55674-S Nut			
66/71	B	Rear spring-front	2	C6OZ 5630-B
	Consists of			
	1-C4DZ 5781-C Bushing	1-33773-S4 or 1-382636-S100 Nut	1-383168-S100 Bolt	
66/69	B	Rear spring-rear	2	D1OZ 5630-A
	Consists of			
	1-D1OA 5627-AA Bar	4-D4DZ 5781-A Bushing	2-376918-S2 Nut	
	1-D1OA 5776-AA Shackle assy.			
70	B	Rear spring-rear-r/b D1OZ 5630-A	2	★D0DZ 5630-B
	Consists of			
	1-C6DA 5627-B Bar	4-C4GY 5781-A Bushing	2-33771-S4 Nut	
	1-D0OA 5776-A Shackle assy.			
71	B	Rear spring-rear	2	D1OZ 5630-A
	Consists of			
	1-D1OA 5627-AA Bar	4-D4DZ 5781-A Bushing	2-376918-S2 Nut	
	1-D1OA 5776-AA Shackle assy.			
	- F -			
65	F	Rear spring-rear	2	C4DZ 5630-B
	Consists of			
	1-C4DA 5627-A Bar	1-C4DA 5776-A Shackle & stud assy.	4-C4DZ 5781-B Bushing 2-376918-S7 Nut	
65/66	F	Rear spring-front	2	C4DZ 5630-C
67	F(8 cyl. 390)-for competition handling GT only		2	
	Consists of			
	1-C5ZZ 5781-A Bushing	1-382636-S100 Nut	1-383168-S100 Bolt	
	Nut and bolt must be used together			
66/69	F(6 cyl. & 8 cyl. 289-2/B & 289-4/B prem. fuel)	Rear spring-rear-r/b D1ZZ 5630-A	2	★C6DZ 5630-A
66/67	F(8 cyl. 289-4/B special) -R. H. only		1	
67/69	F(8 cyl. 390)		2	
68/69	F(8 cyl. 428CJ-4/B)		2	
69	F(8 cyl. 302)		2	
	Consists of			
	1-C6DA 5627-A Bar	4-C6DZ 5781-A Bushing	2-376918-S8 Nut	
	1-C6DA 5776-A Shackle assy.			
67	F(8 cyl.)-with improved handling package	Rear spring-front	2	C6OZ 5630-B
67	F(standard suspension)		2	
	Consists of			
	1-C4DZ 5781-C Bushing	1-33773-S4 or 1-382636-S100 Nut	1-383168-S100 Bolt	
68	F(with or without improved handling package)	Rear spring-front	2	D3ZZ 5630-B
69	F(63)-8 cyl. 302, 351		2	
69	F(63)-8 cyl. 351, 390 4/B with improved handling pkg.		2	
69	F(76)-8 cyl. 302, 351, 390 4/B with improved handling pkg.		2	
69	F(76)-6 cyl., 8 cyl. 302, 351, 390		2	
70/	F		2	
	Consists of			
	1-D3ZZ 5781-B Bushing	1-383577-S100 Nut	1-382486-S Bolt	

COPYRIGHT © 1975 — FORD MOTOR COMPANY — DEARBORN, MICHIGAN

HALPERT_AUCTIONS

YEAR	MODEL	DESCRIPTION	QTY.	PART NUMBER
	5630 SHACKLE KIT - REAR SPRING - continued			
	- F -			
68	F(for competition handling vehicles)	Rear spring-front	2	C8ZZ 5630-B
69	F(63, 65, 76)-8 cyl. 428 with trunk battery		2	
	Consists of			
	1-C5ZZ 5781-A Bushing	1-33773-S4 Nut	1-382486-S100 Bolt	
69	F(65E)-except 428 engine	Rear spring-front	2	C7WY 5630-A
	Consists of			
	1-C4DZ 5781-C Bushing	1-382636-S100 Nut	1-383168-S100 Bolt	
70/	F	Rear spring-rear	2	D1ZZ 5630-A
	Consists of			
	1-D1ZA 5627-AA Bar	4-C6DZ 5781-A Bushing	2-376918-S2 Nut	
	1-D1ZA 5776-AA Shackle assy.			
	- L -			
71	L	Rear spring-front	2	D1FZ 5630-B
	Consists of			
	1-D2FZ 5781-A Bushing	1-383435-S100 Bolt	1-383577-S100 Nut	
71	L	Rear spring-rear	2	D1FZ 5630-A
	Consists of			
	1-D12A 5627-AA Bar	4-D4DZ 5781-A Bushing	2-376918-S2 Nut	
	1-D12A 5776-AB Shackle assy.			
72	L	Rear spring-front	2	D1FZ 5630-B
	Consists of			
	1-D2FZ 5781-A Bushing	1-383435-S100 Bolt	1-383577-S100 Nut	
72	L	Rear spring-rear	2	D1CZ 5630-A
	Consists of			
	1-D1OA 5627-AA Bar	4-D4DZ 5781-A Bushing	2-376918-S2 Nut	
	1-D1OA 5776-AA Shackle assy.			
	- P -			
70/	P	Rear spring-front	2	C6OZ 5630-B
	Consists of			
	1-C4DZ 5781-C Bushing	1-33773-S4 or 1-382636-S100 Nut	1-383168-S100 Bolt	
70	P	Rear spring-rear-r/b D1OZ 5630-A	2	★D0DZ 5630-B
	Consists of			
	1-C6DA 5627-B Bar	4-C4GY 5781-A Bushing	2-33771-S4 Nut	
	1-D0OA 5776-A Shackle assy.			
71/	P	Rear spring-rear	2	D1OZ 5630-A
	Consists of			
	1-D1OA 5627-AA Bar	4-D4DZ 5781-A Bushing	2-376918-S2 Nut	
	1-D1OA 5776-AA Shackle assy.			
	- S -			
65/66	S	Rear spring-front	2	C5SZ 5630-B
	Consists of			
	1-C6SA 5720-A Head	1-C6SA 5906-A Stud	2-380952-S2 Nut	
	2-C3SA 5781-A Bushing	2-34849-S2 Washer		
65/66	S	Rear spring-rear	2	C4SZ 5630-B
	Consists of			
	1-C4SA 5626-A Bar	2-C1VV 5791-B Lower bushing	2-34671-S8 Nut	
	1-C6SA 5776-A Shackle	2-C4SA 5791-A Upper bushing	2-373112-S7 Washer	
	- U -			
66/69	U	Rear spring-front	2	C5TZ 5630-A
	Consists of			
	1-C5TZ 5781-A Bushing	1-34452-S8 Nut	1-376991-S8 Bolt	
66/69	U	Rear spring-rear	2	C6TZ 5630-A
	Consists of			
	1-C5TZ 5781-A Bushing	1-34452-S8 Nut	1-380657-S2 Bolt	
70/	U	Rear spring-front & rear	4	D0TZ 5630-A
	Consists of			
	1-C7TZ 5781-C Bushing	1-33778-S2 Nut	1-58731-S2 Bolt	
	- X -			
65/70	X (54, 62, 71, 76)	Rear spring-front	2	C4DZ 5630-C
69	X(66)-8 cyl. 351, 390		2	
	Consists of			
	1-C5ZZ 5781-A Bushing	1-382636-S100 Nut (Nut and Bolt must be used together)	1-383168-S100 Bolt	

HALPERT_AUCTIONS

YEAR	MODEL	DESCRIPTION	QTY.	PART NUMBER
	5630 SHACKLE KIT - REAR SPRING - continued			
	- X -			
65	X	Rear spring-rear	2	C4DZ 5630-B
	Consists of			
	1-C4DA 5627-A Bar	4-C4DZ 5781-B Bushings	2-376918-S7 Nut	
	1-C4DA 5776-A Shackle & stud assy.			
66/70	X(54, 62) Before 8/25/69"	Rear spring-rear-r/b D1ZZ 5630-A	2	★C6DZ 5630-A
	Consists of			
	1-C6DA 5627-A Bar	4-C6DZ 5781-A Bushing	2-376918-S8 Nut	
	1-C6DA 5776-A Shackle assy.			
70	X (54, 62) "From 8/25/69"	Rear spring-rear	2	D1ZZ 5630-A
	Consists of			
	1-D1ZA 5627-AA Bar	4-C6DZ 5781-A Bushing	2-376918-S2 Nut	
	1-D1ZA 5776-AA Shackle assy.			
66/70	X(66, 71)	Rear spring-rear	2	D1OZ 5630-A
	Consists of			
	1-D1OA 5627-AA Bar	4-D4DZ 5781-A Bushing	2-376918-S2 Nut	
	1-D1OA 5776-AA Shackle assy.			
66/67	X(71)-use with C6DZ 5560-E & J	Rear spring-front	2	C6OZ 5630-B
68/70	X(with heavy duty springs)		2	
	Consists of			
	1-C4DZ 5781-C Bushing	1-33773-S4 or 1-383168-S100 Bolt		
		1-382636-S100 Nut		
	5A637 CAM - REAR SUSPENSION ARM ADJUSTING			
65	A "Before 2/15/65"		2	C5AZ 5A637-A
65/	A "From 2/15/65"		2	C5AZ 5A637-B
67/71	S		2	
	5A639 BAR and BUSHING ASSY. - REAR TRACK			
65	A		1	C5AZ 5A639-A
66/71	A(except 8 cyl. 427)		1	C6AZ 5A639-B
67/69	S		1	
72	A	Use with applicable 5B640 bar kit	1	D0SZ 5A639-A
70/71	S		1	
65/71	A	Nut (bar to axle & frame)-9/16"-12	1	375206-S7-8
67/71	S		1	(MM173E)
65/71	A	Flatwasher (bar & bushing to axle)-9/16"	1	44739-S8(X39)
67/71	S		1	
66/68	A	Bolt (to frame)-9/16" -12 x 2 3/4	1	382878-S100
67/71	S		1	(BB200B)
68	A, S	Locknut (to frame & stud)-9/16" -12-red dichromate	2	382827-S100 (MM173ND)
	5B640 BAR KIT - REAR TRACK MOUNTING - Also refer to group 5A639			
70/71	S		1	D0SZ 5B640-A
	Consists of			
	1-D0SA 5A782-A Washer-outer	1-D0SA 5A785-A Ferrule outer	1-33984-S2 Nut	
	1-D0SA 5A783-A Washer-inner	1-D0SA 5A786-A Ferrule inner	1-72062-S2 Pin	
	1-D1VA 5A784-AA Bushing	1-D0SA 5A787-A Ferrule mounting		
72	A		1	D2AZ 5B640-A
	Consists of			
	1-D0SA 5A782-A Washer-outer	1-D0SA 5A785-A Ferrule-outer	1-72062-S2 Pin	
	1-D0SA 5A783-A Washer-inner	1-D2AA 5A786-AA Ferrule-inner	1-33984-S2 Nut	
	2-D2AA 5A784-AA Bushing			
	5A641 INSULATOR - REAR SPRING CLAMP PLATE			
65	A		4	C5AZ 5A641-A
	5A649 ARM ASSY. - REAR SUSPENSION LOWER			
65/71	A	R.H. & L.H.	2	C5AZ 5A649-B
72	A(exc. P/C & Taxi)		2	
72	A(P/C & Taxi) "Before 6/5/72"		2	
66/	S		2	
72	A(P/C & Taxi) "From 6/5/72"	R.H. & L.H.-#white stripe	2	D2AZ 5A649-A
65/	A	Bolt (to axle and to frame)-9/16"-12 x 4 1/8"	4	384929-S100 (BB200E)
	A	Locknut (to axle and to frame)-9/16"-12	4	385020-S100 (MM170FA)

Identification marking

COPYRIGHT © 1975 — FORD MOTOR COMPANY — DEARBORN, MICHIGAN

FINAL ISSUE

HALPERT_AUCTIONS

YEAR	MODEL	DESCRIPTION	QTY.	PART NUMBER
	5A649 ARM ASSY. - REAR SUSPENSION LOWER - continued			
65/71	S	Bolt (to axle and to frame)-9/16"-12 x 4 1/8"	4	384929-S100 (BB200E)
	S	Locknut (to axle and to frame)-9/16"-12	4	385020-S100 (MM170FA)
	5661 BRACKET - REAR STABILIZER LINK TO CROSS MEMBER			
72	B		2	D2OZ 5661-A
	5A666 CYLINDER - AIR LEVELER			
65	A	Rear-also supplied in 5A589 Kit	2	C5AZ 5A666-A
66/67	A	Rear-also supplied in 5A589 Kit	2	C6AZ 5A666-A
68/	A, S	Rear-also supplied in 5A589 kit	2	C7MY 5A666-A
72	B		2	
66/	U	Front-also supplied in 5A589 kit	2	C6TZ 5A666-A
	5A667 HOSE ASSY. - AIR LEVELER			
65/66	A		1	C6AZ 5A667-A
67	A	Not replaced	1	★C7AZ 5A667-A
68	A(with auto. air leveler)-6 cyl. & 8 cyl. 302	Use with 8 1/2" ring gear axle-not replaced	1	★C8AZ 5A667-B
68	A, S		1	C8AZ 5A667-A
68	A(with auto. air leveler)-exc. 8 cyl. 428 P/C	Use with 8 3/4", 9" & 9 3/8" ring gear axles	1	C7MY 5A667-A
66/	A(manual air leveler)	Dealer installed-serviced only in 5A589 kit	1	★C9AZ 5A667-C
72	B(manual air leveler)		1	
69/	S(manual air leveler)		1	
69/71	A(with auto. air leveler) "Before 5/18/71"	Use with 9 1/4" & 9 3/8" ring gear axles	1	C9AZ 5A667-A
69/71	A(with auto. air leveler) "Before 5/18/71"	Use with 8 1/2" ring gear axles	1	C9AZ 5A667-B
71/72	A (with auto. air leveler)- "From 5/18/71 to 12/15/71"		1	D1AZ 5A667-A
72	A(with auto. air leveler) "From 12/15/71"		1	D2AZ 5A667-A
70/	A(with manual air leveler)	Production installation	1	C9MY 5A667-A
65/	A	Nut (hose to frame assy. or body)-5/16"-32 hex.	2	380031-S100 (MM121F)
68	A(with dealer installed auto. air leveler)	Insert (to valve)-1/4" tube	1	382215-S(UU137)
69/71	A "Before 5/18/71"	Adaptor (to valve)	1	382237-S(II-40G)
71/	A "From 5/18/71"	Adaptor (to valve)	1	384810-S(II-40FB)
	5A668 CLIP - AIR LEVELER HOSE - Improvise			
	5A669 DAMPER - REAR SPRING			
65	B(54, 62, 65)-6 cyl. with auto. trans.	4" long-not replaced	2	★C5OZ 5A669-A
66/68	B(76)-6 cyl. with auto. trans.	3 3/8" long	2	C5GY 5A669-A
66	B(54, 62, 63B-C)-6 cyl. with auto. trans.		2	
67	B(54, 62, 63)-6 cyl. with all trans.		2	
67	X(71)-with auto. trans. "From 10/3/66"		2	
68	X(6 cyl. S/T) & 8 cyl.		2	
69	X(71)-6 cyl.		1	
66/67	X(54, 62)-6 cyl. with auto. trans.	4" long	2	C6DZ 5A669-A
69	B(66)-8 cyl. 390 4/B, 428		2	
68	X(54, 62)-6 cyl. with auto. trans.		2	C8VZ 5A669-A
69	X(except 71)-6 cyl.		2	
	5A671 CAP - AIR LEVELER CYLINDER PROTECTION			
65	A	Supplied only in 5A589 kit	2	★C5AZ 5A671-A
	5A680 SPACER - AIR LEVELER HOSE - Improvise from .212 thick steel			
	5A687 GAUGE and VALVE ASSY. - AUTOMATIC AIR LEVELER			
69/	A, S	Use with dealer installed air level ride dash	1	C9AZ 5A687-A
72	B	control kit	1	
	5A688 BRACKET - AUTOMATIC AIR LEVELER VALVE MOUNTING			
68	A(exc. 8 cyl. 428), S		1	C7MY 5A688-A
69	A(except 6 cyl. 240 & 8 cyl. 302)		1	C9AZ 5A688-A
70/71	A "Before 5/18/71"		1	
71/	A "From 5/18/71"		1	D0VY 5A688-A
	5A689 CONNECTOR - AUTOMATIC AIR LEVELER TUBE			
69/	A, S	Use with dealer installed air level ride dash	1	C9AZ 5A689-A
72	B	control kit	1	

HALPERT_AUCTIONS

YEAR	MODEL	DESCRIPTION	QTY.	PART NUMBER
	5B689 LEVER - AUTOMATIC AIR LEVELER VALVE ACTUATING			
71/72	A "Before 12/15/71"		1	D0VY 5B689-A
72	A "From 12/15/71"		1	D2AZ 5B689-A
	5A690 LINK - AUTOMATIC AIR LEVELER VALVE ACTUATING			
68/71	A "Before 5/18/71"		1	C8VY 5A690-A
71/72	A "From 5/18/71 to 12/15/71"		1	D1AZ 5A690-A
72	A "From 12/15/71"	Link	1	D2AZ 5A690-A
68/	S		1	C8VY 5A690-A
	5A694 BRACKET ASSY. - AUTOMATIC AIR LEVELER COMPRESSOR			
67/68	A		1	C7MY 5A694-A
68	S		1	
69/71	A	9" long-use with automatic leveler-production installation	1	C9AZ 5A694-A
69	A, S	Front-dealer installation	1	C9AZ 5A694-B
69	A, S	Rear-dealer installation	1	C9AZ 5A694-C
70/	A, S	Dealer installation	1	D0AZ 5A694-A
72	B		1	
72	A	Production installation	1	D2AZ 5A694-A

5705 U-BOLT - REAR SPRING

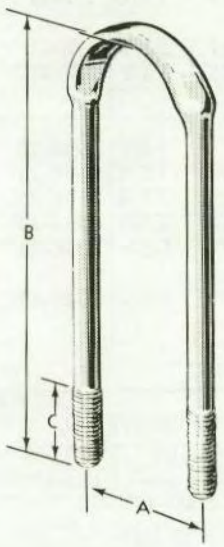

P-3242

YEAR	MODEL	SIZE (Inches) A	B	C	THREAD	QTY.	PART NO.
	- B -						
65	B(54, 62, 65)	3 1/4	6 3/4	1 1/2	1/2-20	4	C5OZ 5705-A
65	B(71)	3 1/4	7	1 1/2	1/2-20	4	C5OZ 5705-B
66/68	B(54, 62, 63, 65, 76)	3 1/4	6 3/8	1 1/4	7/16-20	4	C6DZ 5705-C
66/71	B(71)	3 1/4	6 3/4	1 1/4	7/16-20	4	C9OZ 5705-A
67/71	B(66)					4	
68	B(8 cyl. 428CJ-4/B)					4	
70	B(P/C-8 cyl.351, 429-4/B-exc.429-CJ)-w/cross country (H/D) suspension					4	
71	B(66)-1250 pay load					4	
71	B(P/C-8 cyl. 351)-w/ Cross Country (H/D) susp.					4	
71	B(8 cyl. 429-CJ)					4	
69	B(54, 63, 65, 76)	3 1/4	6 1/2	1 1/4	7/16-20	4	D0OZ 5705-B
70	B(54, 57, 62, 63, 65, 76)-exc.P/C w/8 cyl.351, 429-4/B(exc.429-CJ)					4	
71	B(54, 57, 63, 65, 66, 76)-Standard with 6 cyl. & 8 cyl.302, 351					4	

COPYRIGHT © 1975 — FORD MOTOR COMPANY — DEARBORN, MICHIGAN

HALPERT_AUCTIONS

5705 U-BOLT - REAR SPRING - continued

YEAR	MODEL	SIZE (Inches) A	B	C	THREAD	QTY.	PART NO.
	- F -						
65/66	F	2 5/8	5	1 3/8	7/16-20	4	C4DZ 5705-A
67/69	F(except 8 cyl. 428)	3 1/4	5 1/2	1 1/4	7/16-20	4	C9ZZ 5705-A
68	F(8 cyl. 428CJ-4/B)-w/o Ram Air induction system	3 1/4	7	1 1/4	7/16-20	4	C7WY 5705-A
68/69	F(8 cyl. 428CJ-4/B)-with Ram Air induction system	3 1/4	6 3/4	1 1/4	7/16-20	4	C9OZ 5705-A
69	F(65E)					4	
70/	F	3 1/4	5 3/4"	1 5/8	7/16-20	4	D0ZZ 5705-A
	- L -						
71/72	L "Before 12/1/71"	2 3/4	5 3/4	1 7/8	7/16-20	4	D1FZ 5705-B
72	L "From 12/1/71"	2 3/4	6 1/4	1 7/8	7/16-20	4	D2FZ 5705-A
	- P -						
70/	P	3 1/4	5 1/2	1 1/4	7/16-20	4	C9ZZ 5705-A
	- S -						
65/66	S	3 1/2	8 1/8	2 1/8	1/2-13	4	C4SZ 5705-B
	- U -						
66/69	U	3 1/8	6 1/2	2 3/8	1/2-13	4	C5UZ 5705-B
70/	U	3 1/4	6 3/8	2 1/2	1/2-13	4	C8UZ 5705-B
	- X -						
65	X(59, 66, 71, 76, 78)	2 5/8	5	1 3/8	7/16-20	4	C4DZ 5705-A
65	X(54, 62, 63)	2 5/8	4 3/4	1 3/8	7/16-20	2	C5DZ 5705-A
66/70	X(54, 62) "Before 8/25/69"	3 1/4	5 1/8	1 1/4	7/16-20	4	C6DZ 5705-A
70	X (54, 62) "From 8/25/69"	3 1/4	5 1/2	1 1/4	7/16-20	4	C9ZZ 5705-A
66	X(66)	3 1/4	6 3/4	1 1/4	7/16-20	4	C9OZ 5705-A
66/70	X(71)-H/D					4	
66/68	X(71)	3 1/4	6 3/8	1 1/4	7/16-20	4	C6DZ 5705-C
69	X-Std.					4	

YEAR	MODEL	DESCRIPTION	QTY.	PART NUMBER
		Nut (clip)-1/2"-20	8	354530-S(MM155)
65/66	S "Before 1/4/66"	Nut (clip)-1/2"-20 hex.	8	33882-S8(M24)
		Lockwasher (clip)-1/2"	8	34809-S8(X68)
		Locknut-1/2"-20	AR	34449-S8(M85)
66	S "From 4/1/66"	Locknut (clip)-1/2"-13	8	55697-S8(M89F)

5A705 COVER - REAR TRACK BAR STUD

67/69	A(except 71)		1	C7AZ 5A705-A
70/	A		1	
67/71	S		1	

5A712 VALVE and LEVER ASSY. - AUTOMATIC AIR LEVELER

68/71	A	"Before 5/18/71" NOTE 1	Includes 382493-S connector	1	C9AZ 5A712-A
71/72	A	"From 5/18/71 to 12/15/71"	Valve & bracket	1	D0VY 5A712-A
72	A	"From 12/15/71"	Valve & bracket	1	D2AZ 5A712-A
68/	S	NOTE 1	Includes 382493-S connector	1	C9AZ 5A712-A

5A713 COMPRESSOR and BRACKET ASSY. - AUTOMATIC AIR LEVELER

68	A(except 8 cyl. 428 P/C), S	Compressor & bracket-for production-installed levelers (auto. type-w/o dash knob)	1	C7MY5A713-B
69/70	A, S NOTE 2	Compressor kit-for dealer-installed levelers (w/dash knob) or production-installed levelers (auto.-type-w/o dash knob)	1	C9AZ 5A713-B

Consists of

1-C9AZ	5A694-B	Bracket front	2-26483-S7	Screw
1-C9AZ	5A694-C	Bracket rear	2-33795-S7	Nut
1-C9AZ	5A713-A	Compressor assy.	2-34825-S	Lockwasher

NOTE 1 - When used with manual fill replace 383149-S connector on outlet side with 382493-S
NOTE 2 - Remove and discard production bracket when using kit

HALPERT_AUCTIONS

YEAR	MODEL	DESCRIPTION	QTY.	PART NUMBER
	5A713 COMPRESSOR and BRACKET ASSY. - AUTOMATIC AIR LEVELER - continued			
71	A	Compressor only-for production-installed levelers (auto. type-w/o dash knob)-incl. (3) D0VY 2A965-A insulators	1	D1AZ 5A713-A
72	A "Before 12/15/71"	Compressor only-for production-installed levelers (auto. type-w/o dash knob)-incl. (3) D0VY 2A965-A insulators	1	D2AZ 5A713-B
	A "From 12/15/71"	Compressor only-for production-installed levelers (auto. type-w/o dash knob)-incl. (3) D0VY 2A965-A insulators	1	D2AZ 5A713-C
70/72	A,S	Compressor kit-for dealer-installed levelers-(w/dash knob)	1	D0AZ 5A713-A
	B		1	
	Consists of			
	1-D0AJ 5A681-A Compressor assy.	2-33795-S7 Nut		
	1-D0AZ 5A694-A Bracket	2-34825-S Lockwasher		
	2-26483-S7 Screw			
	5A714 HOSE ASSY. - AUTOMATIC AIR LEVELER COMPRESSOR TO VALVE - Also refer to Group 5A773			
68	A(except 8 cyl. 428 P/C)	210" long	1	C7MY 5A714-A
69/71	A "Before 5/18/71"	144" long	1	C9AZ 5A714-A
71	A "From 5/18/71"		1	D1AZ 5A714-A
72	A "Before 12/15/71"		1	D2AZ 5A714-B
	A "From 12/15/71"		1	D2AZ 5A714-C
68	S	210" long	1	C7MY 5A714-A
69/	S	144" long	1	C9AZ 5A714-A
68	A,S	Adaptor to rear of compressor	1	382236-S(II-40F)
69	A(except 6 cyl. 240 & 8 cyl. 302)	Clip (to side member)	4	382843-S(GG336)
69	A	Clip (to frame)	2	377695-S100 (GG213D)
69	A	Clip (to frame center rail)	1	381599-S(GG260)
		Screw (clip to frame)-5/16"-18 x 3/4"	2	381877-S2 (UU52AF)
72	A	Clip (to frame)-3/8" x 1/4"	4	384915-S2 (GG163ZE)
72	A	Clip (to frame)-3/4" x 1"	4	385017-S2(GG377
69	A,S	Adaptor to rear of compressor	1	383147-S(II-40FE)
69/71	A "Before 5/18/71"	Adaptor to valve	1	382237-S(II-40G)
71/	A "From 5/18/71"	Adaptor to valve	1	384810-S(II-40 'B)
	5A717 ADAPTER - AUTOMATIC AIR LEVELER COMPRESSOR OUTLET			
68	A	3/8"-24 x 7/16"-to rear of air leveler compressor	1	D0AZ 5A717-A
	5A718 TUBE - AUTOMATIC AIR LEVELER COMPRESSOR TO VALVE - Improvise from 17543 bulk hose			
	5721 BOLT - REAR SPRING TIE			
65	B(71)	H/D-used with C5OZ 5560-B spring-5/16"-24 x 2.56" - not replaced	2	★C5OZ 5721-A
65	B(71)	Used with C5OZ 5560-A spring-5/16"-24 x 2.46" Repl.by C5OZ 5721-A	2	★C5OZ 5721-C
		Used with C6TZ 5560-C spring-5/16"-24 x 2.6"	2	C6TZ 5721-A
66/	U	Used with C6TZ 5560-B spring-5/16"-24 x 2"	2	C6TZ 5721-C
66/	U	Bolt (rear spring tie)-5/16"-24 x 2.42"	2	380737-S(BB859)
66	B,X(71)	Used with C5OZ 5560-C-D springs	2	
65	B(54, 62, 65)-6 & 8 cyl.)		2	
66/71	B(63)		1	
69	B,(X-71)			
	5724 CLAMP - REAR SPRING			
66/	U		1or2	C1UU 5724-D
	5724 CLAMP KIT - REAR SPRING			
65/66	B	Used with 2" springs	6	C4DZ 5724-B
67/71	B	Used with 2 1/2" springs	6	C4DZ 5724-A
67/	F	" " " "	6	
69	F	" " " "	6	
71/	L,P	" " " "	AR	
65/66	S	" " " "	6	
65/70	X	" " " "	6	

COPYRIGHT © 1975 — FORD MOTOR COMPANY — DEARBORN, MICHIGAN

HALPERT_AUCTIONS

SECTION 54

YEAR	MODEL	DESCRIPTION	QTY.	PART NUMBER
	5A725 ELEMENT - AUTOMAC AIR LEVELER COMPRESSOR AIR FILTER			
69	A,S	Use with air leveler compressor	1	C9AZ 5A725-A
	5736 RETAINER - REAR SPRING CENTER MOUNTING INSULATOR			
	- A -			
65	A		2	C0AA 5736-B
	- B -			
66	B(except 71)-6 cyl. & 8 cyl. 289 - "Before 10/18/65"	#"1"	2	C6OZ 5736-B
66	B(exc. 63D, 76D, 71)-6 cyl. & 8 cyl. 289, 390- "From 10/18/65 to 1/17/66"		2	
66/67	B(76)-6 cyl. "From 1/17/66"		2	
66/67	B(exc.71)-8 cyl. 289 & 390-2/B "From 1/17/66"		2	
66/67	B(54, 62, 63B, C, 76B, C)-8 cyl. 390-4/B - "From 1/17/66"		2	
67	B(54, 62, 63)-6 cyl.		2	
68	B(exc. 71)		2	
70	B(exc. 66, 71)-A/T		2	
66	B(54, 62, 63A, B, C)-6 cyl. "From 1/17/66"	#"5" -use with C6OZ 5560-AT spring-not replaced	2	★C6OZ 5736-D
66	B(except 71)-8 cyl. 390 "Before 10/18/65"	#"2"	2	C6OZ 5736-A
66/68	B(63D, 76D) "From 10/18/65"		2	
67/68	B(62, 63B, C)-8 cyl. 427		2	
67/68	B(54, 62, 63)-6 cyl. with H/D springs		2	
68	B(8 cyl. 428CJ-4/B)		2	
69	B(except 66, 71)		2	
70	B(exc. 71, P/C)	Cross Country-(H/D)-suspension	2	
70/71	B-P/C)-6 cyl. & 8 cyl. 302, 351	Standard-without rear stabilizer bar	2	
71	B(54, 57, 63, 65, 76)-6 cyl. & 8 cyl. 302, 351	Cross Country-(H/D)-suspension	2	
71	B(66)-6 cyl. & 8 cyl. 302, 351	Standard	2	
66/69	B(71)	#"3" or "4"	2	C6OZ 5736-C
67/69	B(66)		2	
70	B(54, 57, 62, 63C, 65)-8 cyl. 429CJ	Standard	2	
70	B-P/C)-8 cyl. 351, 429-4/B(exc.429-CJ)	Cross Country-(H/D)-suspension	2	
70	B(63F, H, 76)-8 cyl. 429	Standard	2	
70	B(66)	Standard-For 1220 lb. payload	2	
70/71	B(71)	Standard	2	
71	B(P/C)-8 cyl. 351	Cross Country-(H/D)-suspension	2	
71	B(63F, 66, 71, 76)-8 cyl. 429-CJ	Standard	2	
71	B(66)-6 cyl. & 8 cyl. 302, 351	Cross country-(H/D)-suspension	2	
70	B(54, 57, 62, 65-exc.P/C)-exc.429CJ)	Standard-#6-r/b C6OZ 5736-B	2	★C8WY 5736-A
70	B(63C)-exc. 6 cyl. & 429CJ	Standard	2	
70	B(63F, 76)-8 cyl. 302, 351	Standard	2	
71	B(54, 57, 63, 65, 76)-6 cyl. & 8 cyl. 302, 351	Standard	2	
71	B(54, 57, 63C, 65)-8 cyl. 429-CJ	Standard	2	
	- L -			
71	L "Before 4/26/71"	Standard	2	D1FZ 5736-A
	L "From 4/26/71"	Standard	2	D2FZ 5736-A
72	L(exc. 73) "Before 1/10/72"	Standard	2	D2FZ 5736-A
	L(exc.73) "From 1/10/72"	Standard	2	D2FZ 5736-C
	L(73)	Standard	2	D2FZ 5736-B
	- X -			
66/70	X(71)	#"2"	2	C6OZ 5736-A
66	X(66)	#"3" or "4"	2	C6OZ 5736-C
66/70	X(71)-H/D		2	
	5A739 SLEEVE - AUTOMATIC AIR LEVELER VALVE			
67/	A	Insert(to valve)-1/4" tube brass	2	382215-S
72	B		2	(UU137)
69/	S		2	

#Identification marking

HALPERT_AUCTIONS

YEAR	MODEL	DESCRIPTION	QTY.	PART NUMBER
5741	**INSULATOR - REAR SPRING CENTER MOUNTING**			
	- A -			
65	A		4	C1AA 5741-A
	- B -			
65	B		4	C5OZ 5741-A
66/69	B (8 cyl.)		4	C4GY 5741-A
66/69	B(71)-6 cyl.		4	
67/69	B(66, 76)-6 cyl.		4	
66	B(54, 62, 63A, B, C)-6 cyl. "Before 1/17/66"		4	
70	B(8 cyl. 429)-M/T		4	
70	B(66)-6 cyl., 8 cyl. 351		4	
70	B(66)-8 cyl. 429CJ with A/T		4	
70	B(71)-6 cyl., 8 cyl. 302, 351, 429		4	
71	B		4	
66/67	B(54, 62, 63A, B, C)-6 cyl. "From 1/17/66"		4	C6OZ 5741-A
68/69	B(54, 63, 65)-6 cyl.		4	
70	B(exc. 66, 71)		4	
	- L -			
71/	L		4	D1FZ 5741-A
	- S -			
65/66	S	Rubber	4	C2SZ 5741-B
	- X -			
66/70	X(66)		4	C4GY 5741-A
66/70	X(71)		4	
5K751	**CAM - REAR SUSPENSION ARM ADJUSTING**			
72	B, S	Cam only	4	D2OZ 5K751-A
72	B, S	Cam kit	1	D2OZ 5K751-B
	Consists of 1-D2OZ 5K751-A Cam 2-385313-S100 Bolt 2-385314-S101 Nut			
5752	**PLATE - REAR SPRING REAR HANGER**			
65/66	S	Not replaced	2	★C4SZ 5752-A
5753	**SPACER - REAR SPRING FRONT HANGER**			
65/67	F(76)	Not replaced	2	★C5ZZ 5753-B
5A769	**SPACER - REAR STABILIZER BAR**			
69/	A(P/C)	Improvise from 3/32" thick steel	AR	★
5A770	**REINFORCEMENT - REAR SUSPENSION LOWER ARM**			
69/	A(P/C)	Improvise from 1/2" I.D. x 1 1/16" long steel pipe	4	★

5A772 BAR ASSY. - REAR STABILIZER

YEAR	MODEL	STABILIZER BAR TYPE	DIA.	▲ IDENT.	QTY	PART NO.	INSULATOR QTY	INSULATOR PART NO.
69/	A(P/C)	S			1	C9AZ 5A772-B	2	† 5493
70	B(P/C)-8 cyl. 351, 429-4/B (exc. 429-CJ)	C/H/D			1	D0OZ 5A772-A	2	D0ZZ 5493-A
71	B(P/C)-8 cyl. 351, 429	C/H/D			1		2	
72	B(8 cyl. 351-CJ)-w/competition handling pkg.-w/o A/C	S		1V	1	D2OZ 5A772-C	2	D2OZ 5493-E
72	B(8 cyl. 351-CJ)-w/competition handling pkg. & A/C	S		1Y	1	D2OZ 5A772-B	2	D2OZ 5493-A
	B(8 cyl. 429)-w/competition handling pkg.	S			1		2	
69	F(Boss 429)-NOTE 1	S			1	C9ZZ 5A772-A	2	C7OZ 5493-C
70	F(Boss 302, 429)	S			1	D0ZZ 5A772-A	2	D0ZZ 5493-B
	F(8 cyl. 428)	S			1		2	
70	• Unique competition part				1	★D0ZX 5A772-B	2	C7OZ 5493-C
70	F(8 cyl. 351)	S			1	D0ZZ 5A772-A	2	D0ZZ 5493-A
71	F(Boss 302, 8 cyl. 429-CJ)-competition handling pkg.	S	5/8	1W	1	D1ZZ 5A772-A	2	D0ZZ 5493-B
72	F(8 cyl. 351-Boss)	S			1		2	
71	F(8 cyl. 351-4/B)-competition handling pkg.	S	1/2	1Or	1	D1ZZ 5A772-B	2	D0ZZ 5493-A
	F(63R)-8 cyl. 351-4/B)				1		2	
72	F(8 cyl. 351-CJ)	S			1		2	
71	• Unique competition part				1	★D0ZX 5A772-B	2	C7OZ 5493-C
72	S	S		1G	1	D2SZ 5A772-A	2	D2SZ 5493-A

▲ Paint code identification G - green Or - orange V - violet W - white Y - yellow

• Refer to appropriate muscle parts catalog † Not used

NOTE 1 - For attaching parts refer to Groups 4A340 and 4A343 S - Standard C/H/D - Cross Country Heavy Duty

COPYRIGHT © 1975 — FORD MOTOR COMPANY — DEARBORN, MICHIGAN

HALPERT_AUCTIONS

YEAR	MODEL	DESCRIPTION	QTY.	PART NUMBER
	5A772 BAR ASSY. - REAR STABILIZER - continued			
69/	A(P/C)	Nut (bar to arm)-7/16"-14 hex.lock	4	★34978-S
71	A	Stud (bar to axle)-9/16"-12-12 x 3 7/8" hex. shoulder	2	384559-S100 (WW98HE)
70/	F	Washer cup (bar to spacer)-3/8" I.D.-1 3/16" O.D.-1/8" thick	AR	★371169-S
	5A773 COMPRESSOR REPAIR KIT - AUTOMATIC AIR LEVELER			
68/	A(except 8 cyl. 428)	With air suspension	1	C7MY 5A773-A
68/	S		1	
	Consists of 1-Check valve 1-Check valve spring 1-"O" Ring 1-Adapter			
	5775 HANGER - REAR SPRING			
	- A -			
65	A	Shackle-rear	2	C0AZ 5775-A
	- B -			
65	B	Hanger-R.H.-front-not replaced	1	★C5OZ 5775-B
		Hanger-L.H.-front-not replaced	1	★C5OZ 5775-A
	B(71)	Hanger-shackle-rear	2	C6OZ 5775-A
66/71	B(exc.71)	Brace-R.H.-front	1	C6OZ 5775-D
		Brace-L.H.-front	1	C6OZ 5775-E
	B(71)	Hanger-R.H.-front	1	C6OZ 5775-B
		Hanger-L.H.-front	1	C6OZ 5775-C
	B(66,71)	Hanger-rear shackle	2	C6OZ 5775-A
	-F -			
65/	F(76)	Brace-R.H.-front-not replaced	1	★C5ZZ 5775-C
		Brace-L.H.-front	1	C5ZZ 5775-D
	- L -			
71	L	Bracket-R.H.-front	1	D1FZ 5775-E
		Bracket-L.H.-front	1	D1FZ 5775-F
		Bracket-rear	2	D1FZ 5775-B
		Hanger-rear	2	D1FZ 5775-A
72	L (exc. 73)	Bracket-R.H.-front	1	D2FZ 5775-C
		Bracket-L.H.-front	1	D2FZ 5775-D
	L(73)	Bracket-R.H.-front	1	D2FZ 5775-A
		Bracket-L.H.-front	1	D2FZ 5775-B
	L	Bracket-rear	2	D1FZ 5775-B
		Hanger-rear	2	D1FZ 5775-A
	- P -			
70/	P	Bracket-R.H.-front	1	D0DZ 5775-A
		Bracket-L.H.-front	1	D0DZ 5775-B
	- S -			
65	S	Hanger-rear-shackle-not replaced	2	★C2SZ 5775-C
65/66	S	Hanger R.H.-front	1	C4SZ 5775-J
		Hanger L.H.-front	1	C4SZ 5775-H
		Hanger-rear-shackle	2	C4SZ 5775-A
		Bracket R.H.-front-not replaced	1	★C4SZ 5775-B
		Bracket L.H.-front-not replaced	1	★C4SZ 5775-C
	- U -			
66/	U	Serviced in 5005 assy. only		★ 5775

HALPERT_AUCTIONS

YEAR	MODEL	DESCRIPTION	QTY.	PART NUMBER
	5775 HANGER - REAR SPRING - continued			
	- X -			
65	X(59, 66, 71, 78)	Hanger-rear shackle	2	C4DZ 5775-A
		R. H. -rear-not replaced	1	★C5DZ 5775-A
		L. H. -rear-not replaced	1	★C5DZ 5775-B
	X(54, 62, 63)	R. H. -front-not replaced	1	★C4DZ 5775-D
		L. H. -front-not replaced	1	★C4DZ 5775-E
	X(76)	R. H. -front-not replaced	1	★C4DZ 5775-F
		L. H. -front-not replaced	1	★C4DZ 5775-G
66/ 70	X(54, 62)	Brace-R. H. -front	1	C6OZ 5775-D
		Brace-L. H. -front	1	C6OZ 5775-E
	X	Hanger-R. H. -front	1	C6OZ 5775-B
		Hanger-L. H. -front	1	C6OZ 5775-C
66	X(66)	Hanger-rear shackle	2	C6OZ 5775-A
66/70	X(71)		2	
65	B	Lockwasher (R. H. & L. H. hanger to	4	34848-S8(X75)
67	B, X(71)	underbody)-7/16"	6	
65	S	Lockwasher (hanger to frame)-9/16"-12	4	34810-S7-8(X69)
65/70	X	Flat washer (spring to hanger)-1 1/4" O. D. - 33/64" I. D.	2	351810-S8 (XX185)
	5A775 PLATE - REAR STABILIZER BAR STUD MOUNTING			
70	F (Boss 302, 8 cyl. 351, 428)	With competition handling pkg.	2	D0ZZ 5A775-A
71	F(Boss 302, 8 cyl. 351-4/B)	With competition handling pkg.	2	
71	F(63R)-8 cyl. 351-4/B		2	
71	F(8 cyl. 429-CJ)	Without competition handling pkg.	2	
72	F		2	
	5776 SHACKLE ASSY. - REAR SPRING - REAR			
66/	U		2	C5TZ 5776-D
		Locknut-3/8"-24		34370-S8(M99)
	5781 BUSHING - REAR SPRING - Also refer to Group 5630			
65/71	B	Rear spring rear shackle-also supplied in	8	D4DZ 5781-A
66	X(66)	5630 kit	8	
66/	P, X(71)		8	
65/69	F	Rear spring-front hanger-also supplied in	2	C5ZZ 5781-A
65/70	X	5630 kit	2	
70/71	F(Boss 302)		2	
71	B(66)		1	
71	B(8cyl. 429-CJ)		1	
66/	F	Rear spring-rear-also supplied in 5630 kit	8	C6DZ 5781-A
66/70	X(54, 62)		8	
69	F(65E)	Rear spring front-also supplied in 5630 kit	2	C7WY 5781-A
70/71	• Unique competition part	Not replaced	4	★D0ZX 5781-B
70/	F(exc. Boss 302)	Rear spring-front hanger-also supplied in 5630 kit	2	D3ZZ 5781-B
71	L	Rear spring-front shackle-also supplied in 5630 kit	2	D1FZ 5781-A
	L	Rear spring-rear shackle-also supplied in 5630 kit	2	D4DZ 5781-A
72	L "Before 12/1/71"	Rear spring-front shackle-also supplied in 5630 kit	2	D1FZ 5781-A
	L "From 12/1/71"	Rear spring-front shackle-r/b C4DZ 5781-C	1	★D2FZ 5781-A
	L	Rear spring-rear shackle-also supplied in 5630 kit	8	D4DZ 5781-A

• Refer to appropriate muscle parts catalog

COPYRIGHT © 1975 — FORD MOTOR COMPANY — DEARBORN, MICHIGAN

HALPERT_AUCTIONS

YEAR	MODEL	DESCRIPTION	QTY.	PART NUMBER
	5781 BUSHING - REAR SPRING - continued - Also refer to Group 5630			
65	S		8	A9AZ 5781-A
66/69	U	Also supplied in 5630 kit	2	C5TZ 5781-A
70/	U	Also supplied in 5630 kit	2	C7TZ 5781-C
65	X	Rear spring-rear hanger-also supplied in	8	C4DZ 5781-B
65	F	5630 kit	8	
65/70	X	Rear spring-front hanger-also supplied in	2	C4DZ 5781-C
65/69	F(6 cyl. & 8 cyl. 260, 289 2/B, 289 4/B prem. fuel)	5630 kit	2	
65/71	B		2	
70/	P		2	
65/66	S	Bolt (hanger to underbody)-3/8"-16 x 1 1/2"	6	43002-S(B257)
		Lockwasher - 3/8"		34807-S8 (X66)
	5783 BUMPER - REAR AXLE			
65	S	Refer to Group 4730	2	★
65	S	Bolt (bumper to body)-5/16"-18 x 5/8"	4	20326-S7(B49)
		Locknut-3/8"-24		34370-S8(M99)
		Lockwasher-5/16"		34806-S7(X64)
	5784 BRACKET - REAR AXLE - Refer to Group 4731			

YEAR	MODEL	QTY.	PART NUMBER RIGHT HAND	PART NUMBER LEFT HAND
	5796-9 PLATE - REAR SPRING			
	- A -			
65	A	2	C5AZ 5796-A	C5AZ 5796-A
	- B -			
65	B	1	C3OZ 5798-A	C3OZ 5799-A
66/68	B(exc. 66,71)	1	C9OZ 5796-C	C9OZ 5796-B
	B(66,71)	1	C6OZ 5796-B	C6OZ 5796-A
69	B(exc. 66,71)-6 cyl. 250,8 cyl. 302,351,390	1	C9OZ 5796-C	C9OZ 5796-B
	B(66,71)-6 cyl. 250,8 cyl. 302,351,390	1	C6OZ 5796-B	C6OZ 5796-A
	B(exc.66,71)-8 cyl. 428	1	C9OZ 5796-C	C9OZ 5796-A
	B(66)-8 cyl. 428	1	C6OZ 5796-B	C6OZ 5796-B
	B(71)-8 cyl. 428	1	C6OZ 5796-B	C6OZ 5796-A
70	B(54,57,62,63,65,76)-6 cyl. & 8 cyl. 302,351	1	C9OZ 5796-C	C9OZ 5796-B
	B(54,57,62,63,65,76)-8 cyl. 429-with A/T	1		
	B(54,57,62,63,65,76)-8 cyl. 429-with M/T	1	C9OZ 5796-C	C9OZ 5796-A
	B(66,71)	1	C6OZ 5796-B	C6OZ 5796-A
71	B(exc. 66,71)-6 cyl. & 8 cyl. 302,351	1	C9OZ 5796-C	C9OZ 5796-B
	B(exc. 66,71)-8 cyl. 429-CJ with A/T	1	C9OZ 5796-C	C9OZ 5796-B
	B(exc. 66,71)-8 cyl. 429-CJ with M/T	1	C9OZ 5796-C	C9OZ 5796-A
	B(66)-6 cyl. & 8 cyl. 302,351	1	C6OZ 5796-B	C6OZ 5796-A
	B(66)-8 cyl. 429-CJ with A/T	1	C6OZ 5796-B	C6OZ 5796-A
	B(66)-8 cyl. 429-CJ with M/T	1	C6OZ 5796-B	C6OZ 5796-B
	B(71)	1	C6OZ 5796-B	C6OZ 5796-A
	- F -			
65/66	F	1	C5DZ 5796-A	C5DZ 5796-B
67	F(exc. 428-CJ)	1	C6DZ 5796-A	C6DZ 5796-B
68	F(exc. 428-CJ)	1	C6DZ 5796-A	C6DZ 5796-B
	F(8 cyl. 428-CJ)	1	C8ZZ 5796-A	C8ZZ 5796-B
69	F(exc. 65E,Boss 302,428-CJ)	1	C6DZ 5796-A	C6DZ 5796-B
	F(65E) "Before 9/10/68"	1	C9OZ 5796-C	C9OZ 5796-B
	F(65E) "From 9/10/68"	1	C6DZ 5796-A	C6DZ 5796-B
	F(8 cyl. 428-CJ)	1	C8ZZ 5796-A	C8ZZ 5796-B
	F(Boss 302)	1		
70	F(6 cyl.,8 cyl. 302-2/B,351)	1	C6DZ 5796-A	C6DZ 5796-B
	F(8 cyl. 428-CJ,429-CJ)-A/T	1	C6DZ 5796-A	C6DZ 5796-B
	F(8 cyl. 428-CJ,429-CJ)-M/T	1	C8ZZ 5796-A	C8ZZ 5796-B
	F(Boss 302)	1	C8ZZ 5796-A	C8ZZ 5796-B
71/	F(6 cyl. & 8 cyl. 302-2/B, 351-2/B)	1	D1ZZ 5796-A	D1ZZ 5796-B
	F(8 cyl. 351-4/B, 429-CJ)	1	C8ZZ 5796-A	C8ZZ 5796-B

HALPERT_AUCTIONS

YEAR	MODEL		QTY.	PART NUMBER RIGHT HAND	PART NUMBER LEFT HAND
	5796-9 PLATE - REAR SPRING - continued				
	- L -				
71	L		1	D1FZ 5796-C	D1FZ 5796-C
72	L(exc. 73)	"Before 12/1/71"	1	D1FZ 5796-C	D1FZ 5796-C
	L(exc. 73)	"From 12/1/71"	1	D2FZ 5796-B	D2FZ 5796-B
	L(73)-U-bolt plate		1	D2FZ 5796-C	D2FZ 5796-C
	L(73)-tapping plate		1	D2FZ 5796-A	D2FZ 5796-A
	- P -				
70	P		1	D0DZ 5796-B	D0DZ 5796-A
71/	P		1	D0DZ 5796-B	D1DZ 5796-A
	-U -				
66/	U		2	C5TZ 5796-D	C5TZ 5796-D
	- X -				
65	X(54.62.63.66.71.76.78)		1	C5DZ 5796-A	C5DZ 5796-B
66/70	X(54,62)		1	C6DZ 5796-A	C6DZ 5796-B
66	X(66)		1	C6OZ 5796-B	C6OZ 5796-A
66/70	X(71)		1		

YEAR	MODEL	DESCRIPTION	QTY.	PART NUMBER
	5A826 ARM KIT - REAR SUSPENSION			
	- B -			
72	B(std. suspension) "Before 2/7/72"	Upper arm	1	D2OZ 5A826-C
	B(53,63,65-std. suspension)- "From 2/7/72 to 7/7/72"		1	
	Consists of			
	1-D2OA 5501-EC Arm assy.-R.H.	2-58682-S100 Bolt	2-384929-S100 Bolt	
	1-D2OA 5A803-DC Arm assy.-L.H.	2-384801-S100 Nut	2-385020-S100 Nut	
			1- Instruction Sheet	
72	B(exc. P/C-std. suspension)- "From 7/7/72"	Upper arm	1	D2OZ 5A826-G
	Consists of			
	1-D2OA 5501-EC Arm assy.-R.H.	2-58682-S100 Bolt	2-384929-S100 Bolt	
	1-D2OA 5A803-DC Arm assy.-L.H.	2-384801-S100 Nut	2-385020-S100 Nut	
			1- Instruction Sheet	
72	B(competition suspension) "Before 7/7/72"	Upper arm	1	D2OZ 5A826-B
	Consists of			
	1-D2OA 5501-DA Arm assy.-R.H.	2-58682-S100 Bolt	2-384929-S100 Bolt	
	1-D2OA 5A803-CA Arm assy.-L.H.	2-384801-S100 Nut	2-385020-S100 Nut	
			1- Instruction Sheet	
72	B(competition suspension) "From 7/7/72"	Upper arm	1	D2OZ 5A826-F
72	B(P/C)		1	
	Consists of			
	1-D2OA 5501-DA Arm assy.-R.H.	2-58682-S100 Bolt	2-384929-S100 Bolt	
	1-D2OA 5A803-CA Arm assy.-L.H.	2-384801-S100 Nut	2-385020-S100 Nut	
			1- Instruction Sheet	
72	B	Lower arm-r/b D3OZ 5A826-B	1	★D2OZ 5A826-D
	Consists of			
	2-D2OA 5538-BA Arm assy.	4-384929-S100 Bolt	1-385020-S100 Nut	
			1- Instruction Sheet	

COPYRIGHT © 1975 — FORD MOTOR COMPANY — DEARBORN, MICHIGAN

HALPERT_AUCTIONS

YEAR	MODEL	DESCRIPTION	QTY.	PART NUMBER
	5A826 ARM KIT - REAR SUSPENSION - continued			
	- S -			
72	S(exc.trailer towing pkg.) "Before 5/1/72"	Upper arm -r/b D4SZ 5A826-A	1	★D2SZ 5A826-B
	Consists of			
	1-D2SA 5501-CA Arm assy.-R.H.	2-58682-S100 Bolt	2-384929-S100	Bolt
	1-D2SA 5A803-BA Arm assy.-L.H.	2-384801-S100 Nut	2-385020-S100	Nut
			1-	Instruction Sheet
72	S(exc.trailer towing pkg.) "From 5/1/72"	Upper arm-r/b D4SZ 5A826-A	1	★D3SZ 5A826-A
	Consists of			
	1-D3SA 5501-BA Arm assy.-R.H.	2-58682-S100 Bolt	2-384929-S100	Bolt
	1-D3SA 5A803-BA Arm assy.-L.H.	2-384801-S100 Nut	2-385020-S100	Nut
			1-	Instruction Sheet
72	S(trailer towing pkg.)	Upper arm	1	D2SZ 5A826-F
	Consists of			
	1-D2SA 5501-DA Arm assy. -R.H.	2-58682-S100 Bolt	2-384929-S100	Bolt
	1-D2SA 5A803-DA Arm assy. -L.H.	2-384801-S100 Nut	2-385020-S100	Nut
			1-	Instruction Sheet
72	S(exc.trailer towing pkg.) "Before 7/7/72"	Lower arm	1	D2SZ 5A826-A
	Consists of			
	2-D2SA 5538-AC Arm assy.	4-384929-S100 Bolt	4-385020-S100	Nut
			1-	Instruction Sheet
72	S(exc.trailer towing pkg.) "From 7/7/72"	Lower arm -r/b D3SZ 5A826-C	1	★D2SZ 5A826-G
	Consists of			
	2-D2SA 5538-AC Arm assy.	4-375022-S100 Nut	4-384929-S100	Bolt
			1-	Instruction Sheet
72	S(trailer towing pkg.)	Lower arm	1	D2SZ 5A826-E
	Consists of			
	2-D2SA 5538-BA Arm assy.	4-384929-S100 Bolt	4-385020-S100	Nut
			1-	Instruction Sheet

YEAR	MODEL	QTY.	PART NUMBER RIGHT HAND	PART NUMBER LEFT HAND
	5920 REINFORCEMENT - REAR SPRING FRONT BRACKET			
65/66	S-not replaced	1	★C4SZ 5920-A	★C4SZ 5920-B
	5980 REINFORCEMENT - REAR SPRING REAR BRACKET			
65/66	S-not replaced	1	★C4SZ 5980-A	★C4SZ 5980-B
	5983 LINER - REAR SPRING - Also Refer to Group 5624			
65	X-not replaced	1	★C3OZ 5983-A	★C3OZ 5983-A
	5992 BRACKET - REAR SPRING REAR			
65/66	S-not replaced	1	★C4SZ 5992-A	★C4SZ 5992-B

YEAR	MODEL	DESCRIPTION	QTY.	PART NUMBER
	5997 SPACER - REAR SPRING			
70/71	• Unique competition part	Not replaced	1	★D0ZX 5997-A

• Refer to appropriate muscle parts catalog